



Detail from front cover.

**SMITHSONIAN
INSTITUTION
UNITED STATES
NATIONAL MUSEUM**



BULLETIN 254
WASHINGTON,
D.C.
1968



THE SMITHSONIAN INSTITUTION PRESS

*The Invention
Of the Sewing Machine*



Grace Rogers Cooper

CURATOR OF TEXTILES

Museum of History and Technology

SMITHSONIAN INSTITUTION · WASHINGTON, ·
D.C. 1968

Publications of the United States National Museum

The scholarly and scientific publications of the United States National Museum include two series, *Proceedings of the United States National Museum* and *United States National Museum Bulletin*.

In these series, the Museum publishes original articles and monographs dealing with the collections and work of its constituent museums—The Museum of Natural History and the Museum of History and Technology—setting forth newly acquired facts in the fields of anthropology, biology, history, geology, and technology. Copies of each publication are distributed to libraries, to cultural and scientific organizations, and to specialists and others interested in the different subjects.

The *Proceedings*, begun in 1878, are intended for the publication, in separate form, of shorter papers from the Museum of Natural History. These are gathered in volumes, octavo in size, with the publication date of each paper recorded in the table of contents of the volume.

In the *Bulletin* series, the first of which was issued in 1875, appear longer, separate publications consisting of

monographs (occasionally in several parts) and volumes in which are collected works on related subjects. *Bulletins* are either octavo or quarto in size, depending on the needs of the presentation. Since 1902 papers relating to the botanical collections of the Museum of Natural History have been published in the *Bulletin* series under the heading *Contributions from the United States National Herbarium* and, since 1959, in *Bulletins* titled "Contributions from the Museum of History and Technology," have been gathered shorter papers relating to the collections and research of that Museum.

This work forms volume 254 of the *Bulletin* series.

Frank A. Taylor
Director, United States National Museum

For sale by Superintendent of Documents, U.S. Government Printing Office
Washington, D.C. 20402—Price \$2.75

Contents

Preface	vii
Acknowledgments	viii
1. Early Efforts	1
2. Elements of a Successful Machine	17
3. The “Sewing-Machine Combination”	39
4. Less Expensive Machines	43
Appendixes	55
I. Notes on the Development and Commercial Use of the Sewing Machine	57
II. American Sewing-Machine Companies of the 19th Century	65
III. Chronological List of U.S. Sewing- Machine Patent Models in the Smithsonian Collections	125
IV. 19th-Century Sewing Machine Leaflets in the Smithsonian Collections	134
V. A Brief History of Cotton Thread	135
VI. Biographical Sketches	137
Bibliography	144
Indexes	147

Geographical Index to Companies Listed in Appendix II	149
Alphabetical Index to Patentees Listed in Appendix III	151
General Index to Chapters 1-4	155

Preface

It had no instrument panel with push-button controls. It was not operated electronically or jet-propelled. But to many 19th-century people the sewing machine was probably as awe-inspiring as a space capsule is to their 20th-century descendants. It was expensive, but, considering the work it could do and the time it could save, the cost was more than justified. The sewing machine became the first widely advertised consumer appliance, pioneered installment buying and patent pooling, and revolutionized the ready-made clothing industry. It also weathered the protests of those who feared the new machine was a threat to their livelihood.

The practical sewing machine is not the result of one man's genius, but rather the culmination of a century of thought, work, trials, failures, and partial successes of a long list of inventors. History is too quick to credit one or two men for an important invention and to forget the work that preceded and prodded each man to contribute his share. It is no discredit to Howe to state that he *did not invent the sewing machine*. Howe's work with the sewing machine was important, and he did patent certain improvements, but his work was one step along the way. It is for the reader to decide whether it was the turning point.

Since the sewing machine has been considered by some as one of the most important inventions of 19th-century America, of equal importance to this story of the invention is the history of the sewing machine's development into a practical, popular commodity. Since many new companies blossomed overnight to manufacture this very salable item, a catalog list of more than one hundred and fifty of these 19th-century companies is included in this study. Still, the list is probably incomplete. Many of the companies remained in business a very short time or kept their activities a secret to avoid payment of royalties to patent holders. Evidence of these companies is difficult to find. It is hoped that additional information will come to light as a result of this initial attempt to list and date known companies. The dating of individual machines based on their serial numbers is also a difficult task. Individual company records of this type have not survived; however, using the commercial machines in the patent collection, for which we know one limiting date—the date the machine was deposited at the patent office—and using the records that have survived, an estimated date based on the serial number can be established for many of the better known machines.

Acknowledgments

I am greatly indebted to the late Dr. Frederick Lewton, whose interest in the history of the sewing machine initiated the collecting of information about it for the Smithsonian Institution's Division of Textiles archives and whose out-of-print booklet "A Servant in the House" prompted the writing of this work. I would also like to thank Mr. Bogart Thompson of the Singer Manufacturing Company for his cooperation in arranging for the gift of an excellent collection of 19th-century sewing machines to the Smithsonian and for allowing me to use the Singer historical files. Acknowledgment is also made of the cooperation extended by The Henry Ford Museum and Greenfield Village for permitting me to study their collection of old sewing machines.

Grace Rogers Cooper

Chapter One




Figure 1.—After almost a century of attempts to invent a machine that would sew, the practical sewing machine evolved in the latter part of the 19th century. This elegant, carpeted salesroom of the Singer Sewing Machine Company is a testament to the success of the invention.

fashionable ladies and gentlemen scanning the latest machines, reflects the pinnacle reached by the new industry in a few decades. This example, one of many of its type, is the Wilson sewing-machine offices and salesroom, No. 125 Broadway Street, Union Square, New York City. From *The Daily News*, New York City, December 29, 1874. (Smithsonian photo 4809)

Early Efforts

To 1800

For thousands of years, the only means of stitching two pieces of fabric together had been with a common needle and a length of thread. The thread might be of silk, flax, wool, sinew, or other fibrous material. The needle, whether of bone, silver, bronze, steel, or some other metal, was always the same in design—a thin shaft with a point at one end and a hole or eye for receiving the thread at the other end. Simple as it was, the common needle (fig. 2) with its thread-carrying eye had been an ingenious improvement over the sharp bone, stick, or other object used to pierce a hole through which a lacing then had to be passed.^[1] In addition to utilitarian stitching for such things as the making of garments and household furnishings, the needle was also used for decorative stitching, commonly called embroidery. And it was for this purpose that the needle, the seemingly perfect tool that defied improvement, was first altered for ease of stitching and to increase production.

One of the forms that the needle took in the process of adaptation was that of the fine steel hook. Called an *aguja* in Spain, the hook was used in making a type of lace

known as *punto de aguja*. During the 17th century after the introduction of chainstitch embroideries from India, this hook was used to produce chainstitch designs on a net ground.^[2] The stitch and the fine hook to make it were especially adaptable to this work. By the 18th century the hook had been reduced to needle size and inserted into a handle, and was used to chainstitch-embroider woven fabrics.^[3] In France the hook was called a *crochet* and was sharpened to a point for easy entry into the fabric (fig. 3). For stitching, the fabric was held taut on a drum-shaped frame. The hooked needle pierced the fabric, caught the thread from below the surface and pulled a loop to the top. The needle reentered the fabric a stitch-length from the first entry and caught the thread again, pulling a second loop through the first to which it became enchainé. This method of embroidery permitted for the first time the use of a continuous length of thread. At this time the chainstitch was used exclusively for decorative embroidery, and from the French name for drum—the shape of the frame that held the fabric—the worked fabric came to be called *tambour* embroidery. The *crochet*^[4] or small hooked needle soon became known as a *tambour* needle.

In 1755 a new type of needle was invented for producing embroidery stitches. This needle had to pass completely through the fabric two times (a through-and-through motion) for every stitch. The inventor was Charles F.

Weisenthal, a German mechanic living in London who was granted British patent 701 for a two-pointed needle (fig. 4). The invention was described in the patent as follows:

The muslin, being put into a frame, is to be worked with a needle that has two points, one at the head, and the other point as a common needle, which is to be

worked by holding it with the fingers in the middle, so as not to require turning.



Figure 2.—Primitive needle. Bronze. Egyptian (Roman period, 30 B.C.-A.D. 642). (Smithsonian photo 1379-A.)

It might be argued that Weisenthal had invented the eye-

pointed needle, since he was the first inventor to put a point at the end of the needle having the eye. But, since his specifically stated use required the needle to have two points and to be passed completely through the fabric, Weisenthal had no intention of utilizing the very important advantage that the eye-pointed needle provided, that of *not* requiring the passage of the needle through the fabric as in hand sewing.

While no records can be found to establish that Weisenthal's patent was put to any commercial use during the inventor's lifetime, the two-pointed needle with eye at midpoint appeared in several 19th-century sewing-machine inventions.

The earliest of the known mechanical sewing devices produced a chain or tambour stitch, but by an entirely different principle than that used with either needle just described. Although the idea was incorporated into a patent, the machine was entirely overlooked for almost a century as the patent itself was classed under wearing apparel. It was entitled "An Entire New Method of Making and Completing Shoes, Boots, Splatterdashes, Clogs, and Other Articles, by Means of Tools and Machines also Invented by Me for that Purpose, and of Certain Compositions of the Nature of Japan or Varnish, which will be very advantageous in many useful Applications." This portentously titled British patent

1,764 was issued to an English cabinetmaker, Thomas Saint, on July 17, 1790. Along with accounts of several processes for making various varnish compositions, the patent contains descriptions of three separate machines; the second of these was for “stitching, quilting, or sewing.” Though far from practical, the machine incorporated several features common to a modern sewing machine. It had a horizontal cloth plate or table, an overhanging arm carrying a straight needle, and a continuous supply of thread from a spool. The motion was derived from the rotation of a hand crank on a shaft, which activated cams that produced all the actions of the machine.

One cam operated the forked needle (fig. 5) that pushed the thread through a hole made by a preceding thrust of the awl. The thread was caught by a looper and detained so that it then became enchainé in the next loop of thread. The patent described thread tighteners above and below the work and an adjustment to vary the stitches for different kinds of material. Other than the British patent records, no contemporary reference to Saint’s machine has ever been found. The stitching-machine contents of this patent was happened on by accident in 1873.^[5] Using the patent description, a Newton Wilson of London attempted to build a model of Saint’s machine in 1874.^[6] Wilson found, however, that it was necessary to modify the construction before the machine would stitch at all.



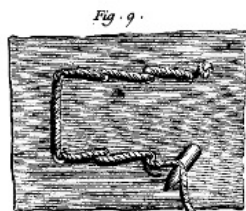
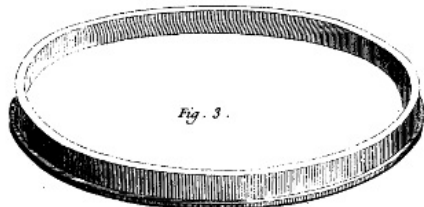
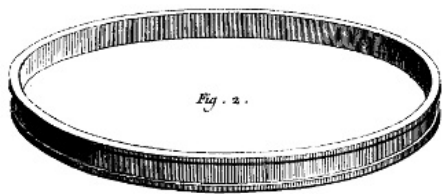
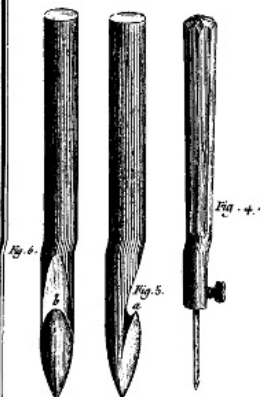
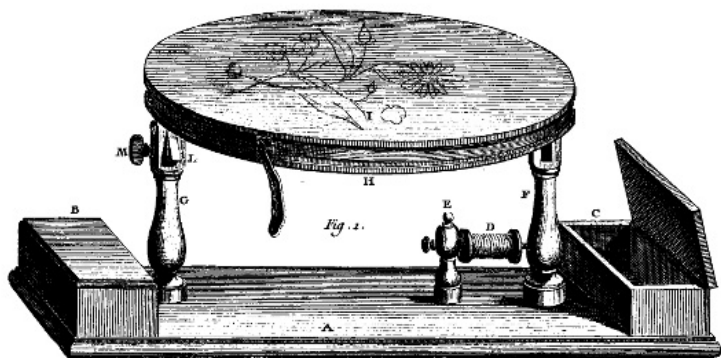
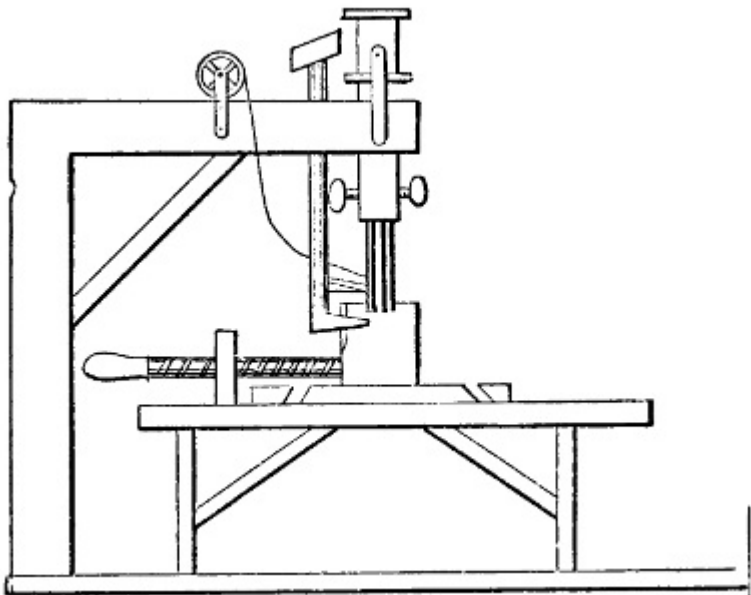


Figure 3.—Tambour needle and frame, showing the mechanism for making the chainstitch, from the Diderot Encyclopedia of 1765, *Brodeur*, plate II. (Smithsonian photo 43995-C.)

This raised the question whether Saint had built even one machine. Nevertheless, the germ of an idea was there, and had the inventor followed through the sewing machine might have been classed an 18th-century rather than a 19th-century contribution.



Figure 4.
—Weisenthal's two-
pointed needle, 1755.



**Figure 5.—Saint's sewing machine, 1790.
(Smithsonian photo 42490-A.)**

1800-1820

There is no doubt that the successful late-18th-century improvements in spinning and weaving methods, resulting in increased production of fabrics, had a great effect in spurring inventors to ideas of stitching by machinery. Several efforts were made during the first two decades of the 19th century to produce such machines.

On February 14, 1804, a French patent was issued to Thomas Stone and James Henderson for a “new mechanical principle designed to replace handwork in joining the edges of all kinds of flexible material, and particularly applicable to the manufacture of clothing.”^[7] The machine used a common needle and made an overcast stitch in the same manner as hand sewing. A pair of jaws or pincers, imitating the action of the fingers, alternately seized and released the needle on each side of the fabric. The pincers were attached to a pair of arms arranged to be moved backward and forward by “any suitable mechanism.”^[8] This machine was capable of making curved or angular as well as straight seams, but it was limited to carrying a short length of thread, necessitating frequent rethreading. The machine may have had some limited use, but it was not commercially successful.

On May 30 of the same year John Duncan, a Glasgow manufacturer, was granted British patent 2,769 for “a new and improved method of tambouring, or raising flowers, figures or other ornaments upon muslins, lawns and other cottons, cloths, or stuffs.” This machine made the chainstitch, using not one but many hooked needles that operated simultaneously. The needles, attached to a bar or carrier, were pushed through the vertically held fabric from the upper right side, which in this case was also the outer side. After passing through it, they were supplied with thread from spools by means of peculiarly formed

hooks or thread carriers. The thread was twisted around the needle above the hook, so as to be caught by it, and drawn through to the outer surface. The shaft of the needle was grooved on the hook side and fitted with a slider. This slider closed upon the retraction of the needle from the fabric, holding the thread in place and preventing the hook from catching. The fabric was stretched between two rollers set in an upright frame capable of sliding vertically in a second frame arranged to have longitudinal motion. The combination of these two motions was sufficient to produce any required design. The principle developed by Duncan was used on embroidery machines, in a modified form, for many years. Of several early attempts, his was the first to realize any form of success.

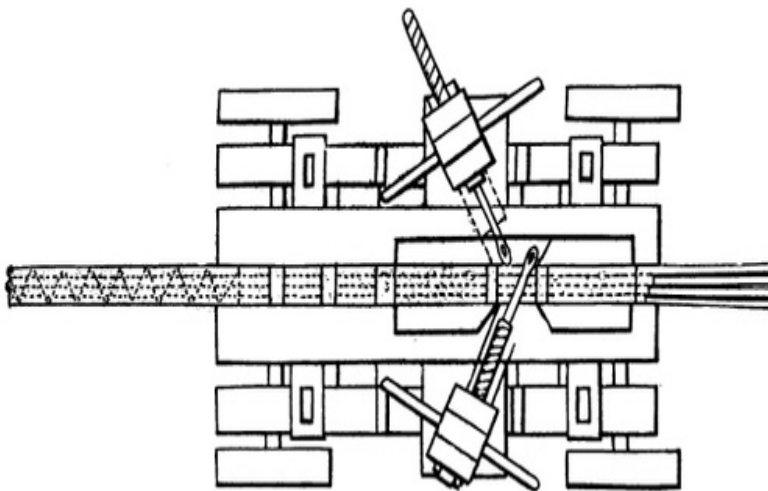


Figure 6.—Chapman's sewing machine, first eye-point

(Smithsonian photo 33299-K.)

A type of rope-stitching machine, which might be considered unimportant to this study, must be included because of its use of the eye-pointed needle, the needle that was to play a most important part in the later development of a practical sewing machine. The earliest reference to the use of a needle with an eye not being required to be passed completely through the fabric it was stitching is found in a machine invented by Edward Walter Chapman, for which he and William Chapman were granted British patent 3,078 on October 30, 1807. The machine (fig. 6) was designed to construct belting or flat banding by stitching together several strands of rope that had been laid side by side. Two needles were required and used alternately. One needle was threaded and then forced through the ropes. On the opposite side the thread was removed from the eye of the first needle before it was withdrawn. The second needle was threaded and the operation repeated. The needles could also be used to draw the thread, rather than push it, through the ropes with the same result. While being stitched, the ropes were held fast and the sewing frame and supporting carriage were moved manually as each stitch was made. Such a machine would be applicable only to the work described, since the necessity of rethreading at every stitch would make it impractical for any other type of sewing.

Another early machine reported to have used the eye-pointed needle to form the chainstitch was invented about 1810 by Balthasar Krems,^[9] a hosiery worker of Mayen, Germany. One knitted article produced there was a peaked cap, and Krems' machine was devised to stitch the turned edges of the cap,^[10] which was suspended from wire pins on a moving wheel. The needle of the machine was attached to a horizontal shaft and carried the thread through the fabric. The loop of thread was retained by a hook-shaped pin to become enchainned with the next loop at the reentry of the needle. Local history reports that this device may have been used as early as 1800, but the inventor did not patent his machine and apparently made no attempt to commercialize it. No contemporary references to the machine could be found, and use of the machine may have died with the inventor in 1813.




Figure 7.—Madersperger’s 1814 sewing machine. Illustration from a pamphlet by the inventor entitled *Beschreibung einer Nähmaschine*, Vienna, ca. 1816. (Smithsonian photo 49373.)

About the same time, Josef Madersperger, a tailor in Vienna, Austria, invented a sewing machine, which was illustrated (fig. 7) and described in a 15-page pamphlet published about 1816.^[11] On May 12, 1817, a Vienna newspaper wrote of the Madersperger machine: “The approbation which his machine received everywhere has

induced his Royal Imperial Majesty, in the year 1814, to give to the inventor an exclusive privilege [patent] which has already been mentioned before in these papers.”^[12] Madersperger’s 1814 machine stitched straight or curving lines. His second machine stitched small semicircles, as shown in the illustration, and also small circles, egg-shaped figures, and angles of various degrees. The machine, acclaimed by the art experts, must therefore have been intended for embroidery stitching. From the contemporary descriptions and the illustration, the machine is judged to have made a couched stitch—one thread was laid on the surface of the fabric and stitched in place with a short thread carried by a two-pointed needle of the type invented by Weisenthal. Two fabrics could have been stitched together, but not in the manner required for tailoring. The machine must have had many deficiencies in the tension adjustment, feed, and related mechanical operations, for despite the published wishes for success the inventor did not put the machine into practical operation.^[13] Years later Madersperger again attempted to invent a sewing machine using a different stitch (see p. 13).

A story persists that about 1818-1819 a machine that formed a backstitch, identical to the one used in hand sewing, was invented in Monkton, Vermont. The earliest record of this machine that this author has found was in the second or 1867 edition of *Eighty Years of Progress of the*




Figure 8.—An engraving of Thimonnier and his sewing machine of 1830, from *Sewing Machine News*, 1880. (Smithsonian photo 10569-C.)

United States; the machine is not mentioned in the earlier edition. The writer of the article on sewing machines states that John Knowles invented and constructed a sewing machine, which used a single thread and a two-pointed needle with the eye in the middle to form the

backstitch. This information must have come to light after the first edition was published, but from where and by whom is not known. Other sources state that two men, Adams and Dodge, produced this machine in Monkton.^[14] While still others credit the Reverend John Adam Dodge, assisted by a mechanic by the name of John Knowles, with the same invention in the same location.^[15] Vermont historical societies have been unable to identify the men named or to verify the story of the invention.^[16] The importance of the credibility of this story, if proved, rests in the fact that it represents the first effort in the United States to produce a mechanical stitching device.

1820-1845

American records of this period are incomplete as a result of the Patent Office fire of 1836, in which most of the specific descriptions of patents issued to that date were destroyed. Patentees were asked to provide another description of their patents so that these might be copied, but comparatively few responded and only a small percentage was restored. Thus, although the printed index of patents^[17] lists Henry Lye as patenting a machine for “sewing leather, and so forth” on March 10, 1826, no description of the machine has ever been located. Many patents whose original claim was for only a mechanical awl to pierce holes in leather or a clamp to hold leather

for hand stitching were claimed as sewing devices once a practical machine had evolved. But no evidence has ever been found that any of these machines performed the actual stitching operation.

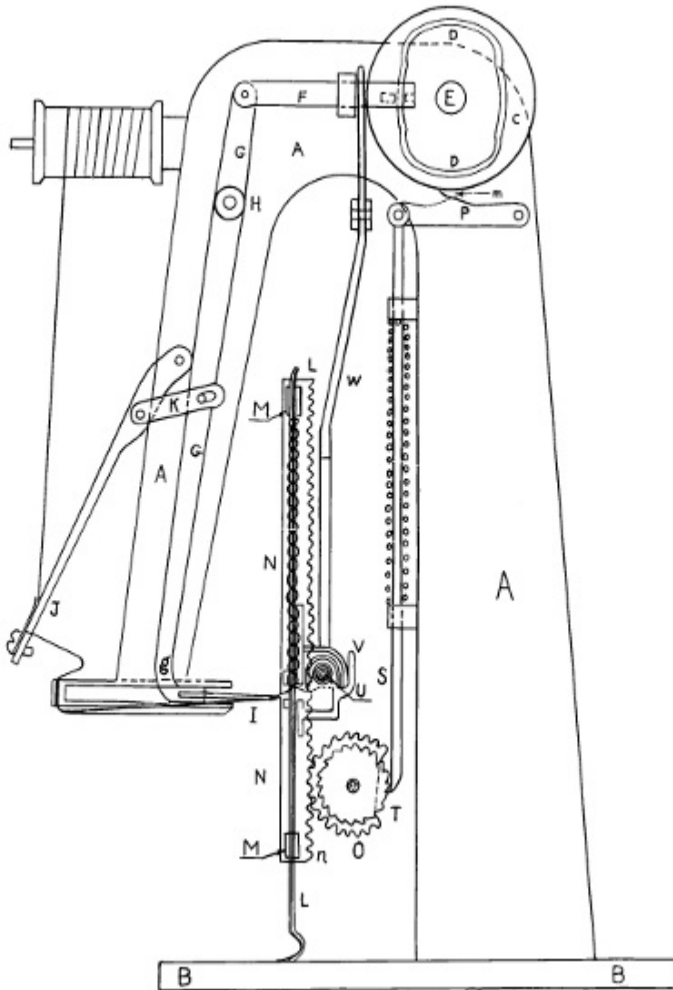


Figure 9.—An adapted drawing of Hunt’s sewing machine from the *Sewing Machine News*, vol. 2, no. 8, 1881, to give the construction and operation. “The frame of the machine (B) that was supported by a table. The wheel (C) was on a central shaft (E) and was set in motion by hand or foot. On the front of the wheel (C) was a raised cam (D) into which a vibrating rod (F) engaged to communicate motion to the vibrating arm (G) pivoted to the frame at (H) and carrying at the end a needle (I). The take-up (J) served to tighten the thread to form the stitch; it was connected to the vibrating arm by a rod (K) which was held in a vertical position between the fingers of a take-up lever (L) which were attached to the frame. The bar (N) was tooled to mesh with the geared wheel (O). The lever (P) was pivoted to the cam (M) upon the periphery of the wheel (C), and carried a vibrating pawl (S) which meshed with the ratchet (T) and moved the vibrating arm up and down as each stitch was made. The shuttle (U) worked in its race and was operated by the vibrating lever (W), the upper end of which was pivoted into a groove on the face of the wheel (C).” (Smithsonian Institution Archives, Record Unit 108, Box 10, Folder 10)

The first man known to have put a mechanical sewing machine into commercial operation was Barthelemy Thimonnier,^[18] a French tailor. After several years of fruitless effort he invented a machine for which he received a French patent in 1830.^[19] The machine (fig. 8) made a chainstitch by means of a barbed or hooked needle. The vertically held needle worked from an overhanging arm. The needle thrust through the fabric laid

on the horizontal table, caught a thread from the thread carrier and looper beneath the table, and brought a loop to the surface of the fabric. When the process was repeated the second loop became enchainned in the first. The needle was moved downward by the depression of a cord-connected foot treadle and was raised by the action of a spring. The fabric was fed through the stitching mechanism manually, and a regular rate of speed had to be maintained by the operator in order to produce stitches of equal length. A type of retractable thimble or presser foot was used to hold the fabric down as required.

The needle, and the entire machine, was basically an attempt to mechanize tambour embroidery, with which the inventor was quite familiar. Although this work, which served as the machine's inspiration, was always used for decorative embroidery, Thimonnier saw the possibilities of using the stitch for utilitarian purposes. By 1841 he had 80 machines stitching army clothing in a Paris shop. But a mob of tailors, fearing that the invention would rob them of a livelihood, broke into the shop and destroyed the machines. Thimonnier fled Paris, penniless. Four years later he had obtained new financial help, improved his machine to produce 200 stitches a minute, and organized the first French sewing-machine company.^[20] The Revolution of 1848, however, brought this enterprise to an early end. Before new support could be found other inventors had appeared with better machines, and

Thimonnier's was passed by. In addition to the two French patents Thimonnier also received a British patent with his associate Jean Marie Magnin in 1848 and one in the United States in 1850. He achieved no financial gain from either of these and died a poor man.


While Thimonnier was developing his chainstitch machine in France, Walter Hunt,^[21] perhaps best described as a Yankee mechanical genius, was working on a different kind of sewing machine in the United States. Sometime between 1832 and 1834 he produced at his shop in New York a machine that made a lockstitch.^[22] This stitch was the direct result of the mechanical method devised to produce the stitching and represented the first occasion an inventor had not attempted to reproduce a hand stitch. The lockstitch required two threads, one passing through a loop in the and both interlocking in the heart of the seam. At the time Hunt did not consider the sewing machine any more promising than several other inventions that he had in mind, and, after demonstrating that the machine would sew, he sold his interest in it for a small sum and did not bother to patent it.

A description—one of few ever published—and sketch of a rebuilt Hunt machine (fig. 9) appeared in an article in the *Sewing Machine News* in 1881.^[23] The important element in the Hunt invention was an eye-pointed needle working in combination with a shuttle carrying a second thread.

Future inventors were thus no longer hampered by the erroneous idea that the sewing machine must imitate the human hands and fingers. Though Hunt's machine stitched short, straight seams with speed and accuracy, it could not sew curved or angular work. Its stitching was not continuous, but had to be reset at the end of a short run. The validity of Hunt's claim as the inventor of the lockstitch and the prescribed method of making it was argued many times, especially during the Elias Howe patent suits of the 1850s. The decision against Hunt was not a question of invention,^[24] but one of right to ownership or control. Hunt did little to promote his sewing machine and sold it together with the right to patent to George A. Arrowsmith.



Figure 10.—
1839 sewi
Madersperge
consisted of t
the frame,
material, an
mechanism, c
The hand sh
original m
courtesy of
Museum für
Gewerbe, Vie



For over fifteen years, from the mid-1830s to the early 1850s, the machine dropped out of sight. When the sewing-machine litigation developed in the 1850s, the I. M. Singer company searched out the Hunt machine, had the inventor rebuild one,^[25] and attempted to use this to break the Howe patent. The plan did not work. The Honorable

Charles Mason, Patent Commissioner, reported:

When the first inventor allows his discovery to slumber for eighteen years, with no probability of its ever being brought into useful activity, and when it is only resurrected to supplant and strangle an invention which has been given to the public, and which has been made practically useful, all reasonable presumption should be in favor of the inventor who has been the means of conferring the real benefit upon the world.^[26]

Hunt's machine was an invention of the 1830s, but only because of the patent litigation was it ever heard of again.


During the time that a potentially successful sewing machine was being invented and forgotten in America, Josef Madersperger of Austria made a second attempt to solve the mechanical stitching problem. In 1839 he received a second patent on a machine entirely different from his 1814 effort. It was similar to Hunt's in that it used an eye-pointed needle and passed a thread through the loop of the needle-thread—the thread carried by the needle—to lock the stitch. Madersperger's machine was a multiple-needle quilting machine. The threaded needles penetrated the fabric from below and were retracted, leaving the loops on the surface. A thread was drawn through the loops to produce what the inventor termed a chain. The first two stitches were twisted before insertion

into the next two, producing a type of twisted lockstitch. The mechanism for feeding the cloth was faulty, however, and the inventor himself stated in the specifications that much remained to perfect and simplify it before its general application. (This machine was illustrated [fig. 10] in the *Sewing Machine Times*, October 25, 1907, and mistakenly referred to as the 1814 model.) Madersperger realized no financial gain from either venture and died in a poorhouse in 1850.

The first efforts of the 1840s reflected the work of the earlier years. In England, Edward Newton and Thomas Archbold invented and patented a machine on May 4, 1841, for tambouring or ornamenting the backs of gloves. Their machine used a hook on the upper surface to catch the loop of thread, but an eye-pointed needle from underneath was used to carry the thread up through the fabric. The machine was designed to use three needles for three rows of chainstitching, if required. Although the machine was capable of stitching two fabrics together, it was never contemplated as a sewing machine in the present use of the term. Their British patent 8,948 stated it was for “improvements in producing ornamental or tambour work in the manufacture of gloves.”

The earliest American patent specifically recorded as a sewing machine was U.S. patent 2,466, issued to John J. Greenough on February 21, 1842. His machine was a

short-thread model that made both the running stitch and the backstitch. It used the two-pointed needle, with eye at mid-length, which was passed back and forth through the material by means of a pair of pincers on each side of the seam. The pincers opened and closed automatically. The material to be sewn was held in clamps which moved it forward between the pincers to form a running stitch or moved it alternately backward and forward to produce a backstitch. The clamps were attached to a rack that automatically fed the material at a predetermined rate according to the length of stitch required. Since the machine was designed for leather or other hard material, the needle was preceded by an awl, which pierced a hole. The machine had a weight to draw out the thread and a stop-motion to stop the machinery when a thread broke or became too short. The needle was threaded with a short length of thread and required frequent refilling. Only straight seams could be stitched. The feed was continuous to the length of the rack bar; then it had to be reset. The motions were all obtained from the revolution of a crank. It is not believed that any machines, other than the patent model (fig. 11), were ever made. Little is known of Greenough other than his name.



**Figure 11.—Greenough's patent model, 1842.
(Smithsonian photo 45525-G.)**

In the succeeding year, on March 4, 1843, Benjamin W. Bean received the second American sewing-machine patent, U.S. patent 2,982. Like Greenough's, this machine made a running stitch, but by a different method. In Bean's machine the fabric was fed between the teeth of a series of gears. Held in a groove in the gears was a peculiarly shaped needle bent in two places to permit it to be held in place by the gears and with a point at one end and the eye at the opposite end, as in a common hand needle. The action of the gears caused the fabric to be forced onto and through the threaded needle. Indefinite straight seams

could be stitched as the fabric was continuously forced off the needle by the turning gears (fig. 12). A screw clamp held the machine to a table or other work surface. Machines of this and similar types reportedly had some limited usage in the dyeing and bleaching mills,^[27] where lengths of fabric were stitched together before processing. Improved versions of Bean's machine were to be patented in subsequent years in England and America. The same principle was also used in home machines two decades later.

The third sewing-machine patent on record in the United States Patent Office is patent 3,389 issued on December 27, 1843, to George H. Corliss, better remembered as the inventor and manufacturer of the Corliss steam engine. It was his interest in the sewing machine, however, that eventually directed his attention to the steam engine.

Corliss had a general store at Greenwich, New York. A customer's complaint that the boots he had purchased split at the seams made Corliss wonder why someone had not invented a machine to sew stronger seams than hand-sewn ones. He considered the problem of sewing leather, analyzing the steps required to make the saddler's stitch, one popularly used in boots and shoes. He concluded that a sewing machine to do this type of work must first perforate the leather, then draw the threads through the holes, and finally secure the stitches by pulling the threads

tight. The machine Corliss invented (fig. 13) was of the same general type as Greenough's, except that two two-pointed needles were required to make the saddler's stitch. This stitch was composed of two running stitches made simultaneously, one from each side.^[28] The machine used two awls to pierce the holes through which the needles passed; finger levers approached from opposite sides, seized the needles, pulled the threads firmly, and passed the needles through to repeat the operation. The working model that Corliss completed could unite two pieces of heavy leather at the rate of 20 stitches per minute.

Corliss, lacking capital, went to Providence, Rhode Island, in 1844 to secure backers. After months without success, he was forced to abandon the sewing machine and accept employment as a draftsman and designer. Though he considered himself a failure, this change of employment placed him on the threshold of his more rewarding life work, improvement of the steam engine.^[29]

On July 22, 1844, James Rodgers was granted U.S. patent 3,672, the fourth American sewing-machine patent. The patent model is not known to be in existence, but this machine was of minor importance for it offered only a negligible change in the Bean running-stitch machine. The same corrugated gears were used but were placed in different positions so that one bend in the needle was

eliminated. When Bean secured a reissue of his patent in 1849, he had adapted it to use a straight needle. Rodgers' machine is not known to have had any commercial success, although this type of machine experienced a brief period of popularity. By the early 1900s, however, the running-stitch machine was so little known that when one was illustrated in the *Sewing Machine Times* in 1907^[30] it excited more curiosity than any of the other early types.




Figure 12.—Bean's patent model, 1843. (Smithsonian photo 42490-C.)



**Figure 13.—(1843. The p
foreground is
the needle.
42490.)**

On December 7, 1844, the same year that Rodgers secured his American patent, John Fisher and James Gibbons were

granted British patent 10,424 for “certain improvements in the manufacture of figured or ornamental lace, or net, or other fabrics.” From this superficial description of its work, the device might seem to be just another tambouring machine. It was not. Designed specifically for ornamental stitching, the machine made a two-thread stitch using an eye-pointed needle and a shuttle.^[31] Several sets of needles and shuttles worked simultaneously. The needles were secured to a needlebar placed beneath the fabric. The shuttles were pointed at both ends to pass through each succeeding new loop formed by the needles. Each shuttle was activated by two vibrating arms worked by cams. Each needle was curved in the form of a bow, and in addition to the eye at the point each also had a second eye at the bottom of the curve. The shape of the needle together with the position of the eyes permitted the pointed shuttle, carrying the second thread, to pass freely through the loop in the ascending needle thread. The fabric was carried by a pair of cloth rollers, capable of sliding in a horizontal plane in both a lateral and a lengthwise direction. These combined movements were sufficient to enable the operator to produce almost every embroidered design. The ornamenting, which might be a yarn, cord, or gimp, was carried by the shuttle thread. There was no tension on the shuttle thread, which was held in place by the thread from the needle. The stitch produced was a form of couching.^[32] It was in no sense a lockstitch. Fisher,

who was the inventor, readily admitted at a later date that he had not had the slightest idea of producing a sewing machine, in the utilitarian meaning of the term. Although it has not been established that this machine was ever put into practical operation, Fisher's invention was to have a far-reaching effect on the development of the sewing machine in England.

FOOTNOTES:

Charles M. Karch, *Needles: Historical and Descriptive* (12 Census U.S., vol. X, 1902), pp. 429-432.

Florence Lewis May, *Hispanic Lace and Lace Making* (New York, 1939), pp. 267-271.

Diderot's *L'Encyclopédie, ou dictionnaire raisonné des sciences, des arts et des métiers ...*, vol. II (1763), Plates Brodeur, plate II.

The term "crochet," as used today, became the modern counterpart of the Spanish *punto de aguja* about the second quarter of the 19th century.

Sewing Machine News (1880), vol. 1, no. 7, p. 2.

This model of Saint's machine was bequeathed by Mr. Wilson to the South Kensington Museum, London, England.

Sewing Machine News (1880), vol. 1, no. 8, p. 2.

Ibid.

Erich Luth, *Ein Mayener Strumpfwirker, Balthasar Krems, 1760-1813, Erfinder der Nähmaschine*, p. 10, states that the

machine used an eye-pointed needle. Wilhelm Renters, *Praktisches Wissen von der Nähmaschine*, p. 4, states that Krems used a hooked needle. Renters probably mistook the hooked retaining pin for the needle.

Dr. Dahmen, Bürgermeister of Mayen, stated in a letter of October 8, 1963, that the original Krems machine was turned over to the officials of Mayen by Krems' descendants about the turn of the century. He verified that the machine used an eye-pointed needle. About 1920 the machine was placed in the Eifelmuseum in Genovevaburg; some of the unessential parts were restored. The machine now at this museum is the one pictured in Luth's book. A replica of the machine is in the Deutsches Museum, Munich, Germany.

Josef Madersperger, *Beschreibung einer Nähmaschine* (Vienna, ca. 1816). The exact date of this small booklet is not known. In the booklet Madersperger reports that he had received a patent in 1814 for his *first* machine adapted to straight sewing. However, the machine described and illustrated in this booklet was one that could stitch semicircles and small figures. In *Kunst und Gewerbeblatt*, a periodical (Munich, Germany, 1817, pp. 336-338), reference is made to the Madersperger machine and a statement to the effect that the inventor had published a leaflet describing his machine. The leaflet referred to is believed to be the one under discussion. For this reason it must have been published between 1814 and 1817, therefore ca. 1816. The only copy of this booklet known to this author is in the New York Public Library. It was probably not known to authors Luth and Renters. The author wishes to thank Miss Rita J. Adrosko of her staff for her important help in translating these German publications.

Sewing Machine Times (1907), vol. 26, no. 865, p. 1.

There are no known models of these early Madersperger

machines in existence. Although the *Sewing Machine Times* reported in the 1907 issue that the 1814 sewing machine was then on exhibition in the Museum of the Vienna Polytechnic, the illustration shown was of Madersperger's 1839 machine. In a letter from the director of the Technisches Museum für Industrie und Gewerbe in Vienna, received in 1962, it was stated that the original 1814 Madersperger machine was in their museum. The photographs that were sent, however, were of the 1839 machine. This machine is entirely different from the 1814-1817 machine, as can readily be seen by the reader (figs. 7 and 10).

John P. Stambaugh, *A History of the Sewing Machine* (Hartford, Conn., 1872), p. 13; *Sewing Machine News* (July 1880), vol. 1, no. 12, p. 4.

"Sewing Machines," *Johnson's Universal Cyclopaedia* (New York, 1878), vol. 4, p. 205. The 1874 edition does not include this reference to Rev. John Adam Dodge.

Letters to the author from the Vermont Historical Society (Nov. 13, 1953) and the Bennington Historical Museum and Art Gallery (May 2, 1953).

Edmund Burke. Commissioner of Patents, *List of Patents for Inventions and Designs Issued by the United States from 1790 to 1847* (Washington, 1847).

See Barthelemy Thimonnier's biographical sketch, p. 137.

French patent issued to Barthelemy Thimonnier and M. Ferrand (who was a tutor at l'Ecole des Mines, Saint-Etienne, and helped finance the patent), July 17, 1830.

The company was located at Villefranche-sur-Saône, but no name is recorded. See J. Granger, *Thimonnier et la machine à coudre* (1943), p. 16.

See Walter Hunt's biographical sketch, p. 138.

The earliest known reference in print to Walter Hunt's sewing machine is in *Sewing by Machinery: An Exposition of the History of Patentees of Various Sewing Machines and of the Rights of the Public* (I. M. Singer & Co., 1853). A more detailed story of Hunt's invention is in *Sewing Machine News* (1880-81), vol. 2, no. 2, p. 4; no. 4, p. 5; and no. 8, pp. 3 and 8.

Vol. 2, no. 8, p. 3.

In the opinion and decision of C. Mason, Commissioner of the Patent Office, offered on May 24, 1854, for the Hunt vs. Howe interference suit, Mason stated: "He [Hunt] proves that in 1834 or 1835 he contrived a machine by which he actually effected his purpose of sewing cloth with considerable success."

The rebuilt machine, according to a letter to the author from B. F. Thompson of the Singer company, is believed to have been one of the machines lost in a Singer factory fire at Elizabethport, N.J., in 1890.

Op. cit. (footnote 24).

Edward H. Knight, *Sewing Machines*, vol. 3 of *Knight's American Mechanical Dictionary*.

A seam using the saddler's stitch appears as a neat line of touching stitches on both sides. Even when made by hand, it is sometimes misidentified by the casual observer as the lockstitch because of the uniformity of both sides. If the saddler's stitch was formed of threads of two different colors, the even stitches on one side of the seam and the odd stitches on the reverse side would be of one color, and vice versa.

The Life and Works of George H. Corliss, privately printed for Mary Corliss by the American Historical Society, 1930.

The Corliss family records were turned over to the Baker Library, Harvard University. In a letter addressed to this author by Robert W. Lovett of the Manuscripts Division on August 2, 1954, it was reported that there was a record on their Corliss card to the effect that a model of his sewing machine, received with the collection, was turned over to the Massachusetts Institute of Technology; however, Mr. Lovett also stated that from a manuscript memoir of Mr. Corliss that it would seem that he developed only the one machine—the patent model. In a letter dated November 15, 1954, Stanley Backer, assistant professor of mechanical engineering, stated that after extensive inquiries they were unable to locate the model at M.I.T. In 1964, Dr. Robert Woodbury, of M.I.T., turned over to the Smithsonian Institution the official copies of the Corliss drawings and the specifications which had been awarded to the inventor by the Patent Office. It is possible that this may have been the material noted on the Harvard University card as having been transferred to M.I.T.

Sewing Machine Times (July 10, 1907), vol. 26, no. 858, p. 1.

This is the earliest known patent using the combination of an eye-pointed needle and a shuttle to form a stitch.

In embroidery, couching is the technique of laying a decorative thread on the surface of the fabric and stitching it into place with a second less-conspicuous thread.



Chapter Two




Figure 14.—Howe's prepatent model of 1845, and the inventor to carry the machine to England in 1847. (Sn 45506-B.)

Elements of a Successful Machine

The requirements for producing a successful, practical sewing machine were a support for the cloth, a needle to carry the thread through the fabric and a combining device to form the stitch, a feeding mechanism to permit one stitch to follow another, tension controls to provide an even delivery of thread, and the related mechanism to insure the precise performance of each operation in its proper sequence. Weisenthal had added a point to the eye-end of the needle, Saint supported the fabric by placing it in a horizontal position with a needle entering vertically, Duncan successfully completed a chainstitch for embroidery purposes, Chapman used a needle with an eye at its point and did not pass it completely through the fabric, Krems stitched circular caps with an eye-pointed needle used with a hook to form a chainstitch, Thimonnier used the hooked needle to form a chainstitch on a fabric laid horizontally, and Hunt created a new stitch that was more readily adapted to sewing by machine than the hand stitches had been, but, although each may have had the germ of an idea, a successful machine had not evolved. There were to be hundreds of patents issued in an attempt to solve these and the numerous minor problems that would ensue. But the problems were solved. And, in spite of its Old World inception, the successful sewing machine

can be credited as an American invention.

Although the invention of the practical sewing machine, like most important inventions, was a many-man project, historians generally give full credit to Elias Howe, Jr. Though such credit may be overly generous, Howe's important role in this history cannot be denied.

Elias Howe, Jr., was born on a farm near Spencer, Massachusetts, but he left home at an early age to learn the machinist's trade.^[33] After serving an apprenticeship in Lowell, he moved to Boston. In the late 1830s, while employed in the instrument shop of Ari Davis, Howe is reported to have overheard a discussion concerning the need for a machine that would sew. In 1843, when illness kept him from his job for days at a time, he remembered the conversation and the promises of the rich reward that reputedly awaited the successful inventor. Determined to invent such a machine, he finally managed to produce sufficient results to interest George Fisher in buying a one-half interest in his proposed invention. By April 1845, Howe's machine (fig. 14) was used to sew all the seams of two woolen suits for men's clothing. He continued to demonstrate his machine but found that interest was, at best, indifferent.

Nevertheless, Howe completed a second machine (fig. 15), which he submitted with his application for a patent. The fifth United States patent (No. 4,750) for a sewing

machine was issued to him on September 10, 1846. The machine used a grooved and curved eye-pointed needle carried by a vibrating arm, with the needle supplied with thread from a spool. Loops of thread from the needle were locked by a thread carried by a shuttle, which was moved through the loop by means of reciprocating drivers. The cloth was suspended in a vertical position, impaled on pins projecting from a baster plate, which moved intermittently under the needle by means of a toothed wheel. The length of each stitching operation depended upon the length of the baster plate, and the seams were necessarily straight. When the end of the baster plate reached the position of the needle, the machine was stopped. The cloth was removed from the baster plate, which was moved back to its original position. The cloth was moved forward on the pins, and the seam continued.


In his patent specifications, Howe claimed the following:

1. The forming of the seam by carrying a thread through the cloth by means of a curved needle on the end of a vibrating arm, and the passing of a shuttle furnished with its bobbin, in the manner set forth, between the needle and the thread which it carried, under combination and arrangement of parts substantially the same with that described.

2. The lifting of the thread that passes through the needle-eye by means of the lifting-rod, for the purpose of forming a loop of loose thread that is to be subsequently drawn in by the passage of the shuttle, as herein fully described, said lifting-rod being furnished with a lifting pin, and governed in its motion by the guide-pieces and other devices, arranged and operating substantially as described.
3. The holding of the thread that is given out by the shuttle, so as to prevent its unwinding from the shuttle-bobbin after the shuttle has passed through the loop, said thread being held by means of the lever or slipping-piece, as herein made known, or in any other manner that is substantially the same in its operation and result.
4. The manner of arranging and combining the small lever with the sliding box, in combination with the spring-piece, for the purpose of tightening the stitch as the needle is retracted.
5. The holding of the cloth to be sewed by the use of a baster-plate furnished with points for that purpose, and with holes enabling it to operate as a rack in the manner set forth, thereby

carrying the cloth forward and dispensing altogether with the necessity of basting the parts together.

The five claims, which were allowed Howe in his patent, have been quoted to show that he did not claim the invention of the eye-pointed needle, for which he has so often been credited. The court judgment^[34] that upheld Howe's claim to his patented right to control the use of the eye-pointed needle in combination with a shuttle to form a lockstitch was mistakenly interpreted by some as verifying control of the eye-pointed needle itself.



**Figure 15.—Howe's patent model, 1846.
(Smithsonian photo 45525-B.)**

After patenting his invention, Howe spent three discouraging years in both the United States and in England trying to interest manufacturers in building his

sewing machine, under license. Finally, for £250 sterling, he sold the British patent rights to William Thomas and further agreed to adapt the machine to Thomas' manufacture of umbrellas and corsets.^[35] This did not prove to be a financial success for Howe and by 1849 he was back in the United States, once again without funds.




Figure 16.—An enlargement of the stitching area. (Sn 45525-B.)

On his return, Howe was surprised to find that other inventors were engaged in the sewing-machine problem and that sewing machines were being manufactured for sale. The sixth United States sewing-machine patent (No. 5,942) had been issued to John A. Bradshaw on November 28, 1848, for a machine specifically stated as correcting the defects in the E. Howe patent. Bradshaw did not purport that his machine was a new invention. His specifications read:

The curved needle used in Howe's machine will not by itself form the loop in the thread, which is necessary for the flying bobbin, with its case, to pass through, and has, therefore, to be aided in that operation by a lifting-pin, with the necessary mechanism to operate it. This is a very bungling device, and is a great incumbrance to the action of the machine, being an impediment in the way of introducing the cloth to be sewed, difficult to keep properly adjusted, and very frequently gets entangled between the thread and the needle, by which the latter is frequently broken. This accident happens very often, notwithstanding all the precaution which it is possible for the most careful operator to exercise; and inasmuch as the

delay occasioned thereby is very considerable, and the needles costly and difficult to replace, it is therefore very important that their breaking in this manner be prevented, which in my machine is done in the most effectual manner by dispensing with the lifting-pin altogether, the loop for the flying bobbin to pass through being made with certainty and of the proper form by means of my angular needle moved in a particular manner just before the flying-bobbin case is thrown. The shuttle and its bobbin for giving off the thread in Howe's machine are very defective ... my neat and simple bobbin-case ... gives off its thread with certainty and uniformity.... The baster-plate in the Howe machine is very inconvenient and troublesome ... in my machine ... the clamp ... is a very simple and efficient device.... The Howe machine is stationary, and the baster-plate or cloth-holder progressive. The Bradshaw machine is progressive and the cloth-holder stationary.

Bradshaw's patent accurately described some of the defects of the Howe machine, but other inventors were later to offer better solutions to the problems.



Figure 17.—
sewing machi
machine is m
of its maker,
The number
Missing parts
with plastic.
48400; brass]



Although the Bradshaw machine was not in current manufacture, a machine based on it received the seventh United States sewing-machine patent. Patent 6,099 was issued to Charles Morey and Joseph B. Johnson on February 6, 1849. Their machine (fig. 17) was being offered for sale even before the patent was issued.

This was the first American patent for a chainstitch machine. The stitch was made by an eye-pointed needle carrying the thread through the fabric; the thread was detained by a hook until the loop was enchained by the succeeding one. The fabric was held vertically by a baster

plate in a manner similar to the Howe machine. Although not claimed in the patent description, the Morey and Johnson machine also had a bar device for stripping the cloth from the needle. This bar had a slight motion causing a yielding pressure to be exerted on the cloth. Although the patent was not granted until February 6, 1849, the application had been filed in April of the previous year. The machine was featured in the *Scientific American* on January 27, 1849 (fig. 18):

Morey and Johnson Machine—These machines are very accurately adjusted in all their parts to work in harmony, without this they would be of no use. But they are now used in most of the Print Works and Bleach Works in New England, and especially by the East Boston Flour Company. It sews about one yard per minute, and we consider it superior to the London Sewing Machine the specification of which is in our possession. It [Morey and Johnson] is more simple—and this is a great deal.... The price of a machine and right to use \$135.[36]

An improvement in the Morey and Johnson machine was patented by Jotham S. Conant for which he was issued a patent on May 8, 1849. Conant's machine offered a slight modification of the cloth bar and of the method of keeping the cloth taut during the stitching operation. No successful

use of it is known.

A second improvement of the Morey and Johnson patent was also issued on May 8, 1849; this United States patent (No. 6,439) was to John Bachelder for the first continuous, but intermittent, sewing mechanism. As shown in the patent model (fig. 19), his clothholder consisted of an endless belt supported by and running around three or any other suitable number of cylindrical rollers. A series of pointed wires projected from the surface of the belt near the edge immediately adjacent to the needle. The wires could be placed at regular or irregular distances as required. The shaft of one of the cylindrical rollers, which supported the endless clothholder, carried a ratchet wheel advanced by the action of a pawl connected to the end of the crankshaft by a small crankpin, whose position or distance from the axis of rotation of the shaft could be adjusted.

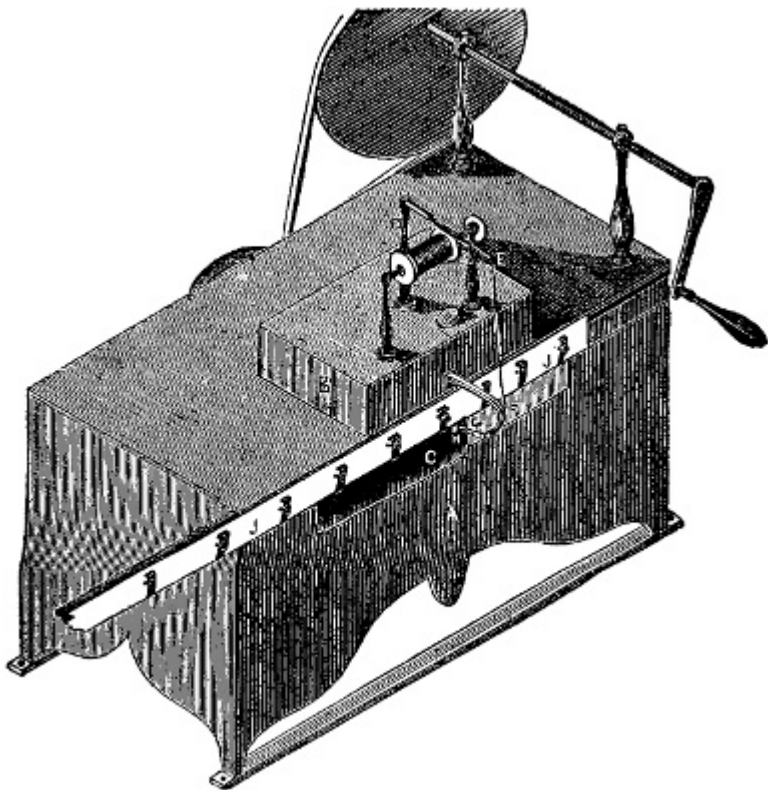



Figure 18.—A Morey and Johnson sewing machine as illustrated in *Scientific American*, January 27, 1849. (Smithsonian photo 45771.)

By this adjustment the extent of the vertical travel of the impelling pawl was regulated to control the length of the stitch. A spring catch kept the ratchet wheel in place at the end of each forward rotation of the wheel by the pawl. A roller placed over the endless belt at its middle roller pressed the cloth onto the wire points. A curved piece of

metal was bent over and down upon the top of the belt so that the cloth, as it was sewed, was carried toward and against the piece by the belt. The cloth rose upon and over the piece and was separated from the points. When the machine was in motion the cloth was carried forward, passed under the needle, was stitched, and finally, passed the separator and off the belt. A vertically reciprocating, straight, eye-pointed needle, a horizontal supporting surface, and a yielding cloth presser were all used, but none were claimed as part of the patent. These were later specifically claimed in reissues of this patent. Bachelder's one specific claim, the endless feed belt, was not limited to belt feeding only. As he explained in the patent, a revolving table or a cylinder might be substituted.



**Figure 19.—Bachelder’s patent model, 1849.
(Smithsonian photo 45572).**

Bachelder did not manufacture machines, but his patent was sold in the mid-1850s to I. M. Singer.^[37] It eventually became one of the most important patents to be contributed to the “Sewing-Machine Combination,” a patent pool, which is discussed in more detail on pages 41 and 42.

While new ideas and inventors continued to provide the answers to some of the sewing-machine problems, Elias Howe began a series of patent suits to sustain the rights that he felt were his. Since his interest had never been in constructing machines for sale, it was absolutely essential for Howe to protect his royalty rights in order to realize any return from his patent. He was reported^[38] to have supervised the construction of 14 sewing machines at a shop^[39] on Gold Street in New York toward the close of 1850. Sworn contemporary testimony indicates that the machines were of no practical use.^[40] Elias stated, in his application for his patent extension,^[41] that he made only one machine in 1850-51. In 1852 he advertised^[42] territorial rights and machines, but apparently did not realize any financial success until he sold a half interest in his patent to George Bliss in November 1852.^[43] Bliss later began manufacturing machines that he initially sold as “Howe’s Patent”; however, these machines were substantially different from the basic Howe machine.



**Figure 20.—Blodgett & Lerow sewing machine, 1850, :
by A. Bartholf, New York; the serial number of the m
right, an original brass plate from the same type of mac
arm and presser foot and arm, serial number 119; the
does not fit the machine correctly. (Smithsonian photo
plate: 48440-K.)**

On May 18, 1853, Elias Howe granted his first royalty license to Wheeler, Wilson & Company. Within a few months licenses were also granted to Grover & Baker; A. Bartholf; Nichols & Bliss; J. A. Lerow; Woolridge, Keene, and Moore; and A. B. Howe, the brother of Elias. These licenses granted the manufacturer the right to use

any part of the Howe patent,^[44] but it did not mean that the machines were Elias Howe machines. When a royalty license was paid, the patent date and sometimes the name was stamped onto the machine. For this reason, these machines are sometimes mistakenly thought to be Elias Howe machines. They are not.

Howe was also prevented from manufacturing a practical machine unless he paid a royalty to other inventors. Three of the major manufacturers and Howe resolved their differences by forming the “Sewing Machine Combination.” Although Howe did not enter the manufacturing competition for many years, he profited substantially from the royalty terms of the combination. In 1860, he applied for and received a seven-year extension on his patent.

Figure 21.—Blodgett & Lerow sewing machine, 1850, stamped with the legend “Goddard, Rice & Co., Makers, Worcester, Mass.” and the serial number 37. Below: An original brass plate marked “No. 38”; this plate fits the machine perfectly. (Smithsonian photo 48440-E; brass plate: 48440-J.)



There were Howe family machines for sale during this period, but these were the ones that Amasa Howe had been manufacturing since 1853. The machine was an excellent one and received the highest medal for sewing machines, together with many flattering testimonials, at the

London International Exhibition in 1862. After the publication of this award the demand for (Amasa) Howe sewing machines was greatly increased at home and abroad. Elias took this opportunity to gain entry into the manufacturing business by persuading Amasa to let him build a factory at Bridgeport, Connecticut, and manufacture the (Amasa) Howe machines. Two years passed before the factory was completed, and Amasa's agents were discouraged. The loss could have been regained, but the machines produced at Bridgeport were not of the quality of the earlier machines. Amasa attempted to rebuild the Bridgeport machines, but finally abandoned them and resumed manufacturing machines in New York under his own immediate supervision.^[45] Elias formed his own company and continued to manufacture sewing machines. In 1867 he requested a second extension of his patent, but the request was refused. Elias Howe died in October of the same year.

Meanwhile, another important sewing machine of a different principle had also been patented in 1849. This was the machine of Sherburne C. Blodgett, a tailor by trade, who was supported financially by John A. Lerow. United States patent 6,766 was issued to both men on October 2, 1849. In the patent, the machine was termed as "our new 'Rotary Sewing Machine'." The shuttle movement was continuous, revolving in a circle, rather than reciprocating as in the earlier machines. Automatic

tension was initiated, restraining the slack thread from interference with the point of the needle.




Figure 22.—Wilson's prepatent model for his recip machine, 1850. (Smithsonian photo 45525-A.)

The Blodgett and Lerow machine was built by several shops. One of the earliest was the shop of Orson C. Phelps on Harvard Place in Boston. Phelps took the Blodgett and Lerow machine to the sixth exhibition of the Massachusetts Charitable Mechanics Association in September 1850 and won a silver medal and this praise, "This machine


performed admirably; it is an exceedingly ingenious and compact machine, able to perform tailor's sewing beautifully and thoroughly.”^[46] Although Phelps had won the earliest known premium for a sewing machine, and although the machine was produced commercially to a considerable extent (figs. 20 and 21), one outstanding flaw in its operation could not be overlooked. As the shuttle passed around the six-inch circular shuttle race, it put a twist in the thread (or took one out if the direction was reversed) at each revolution. This caused a constant breaking of the thread, a condition that could not be rectified without changing the principle of operation. Such required changes were later to lead I. M. Singer, another well-known name, into the work of improving this machine.

Also exhibited at the same 1850 mechanics fair was the machine of Allen B. Wilson. Wilson's machine received only a bronze medal, but his inventive genius was to have a far greater effect on the development of the practical sewing machine than the work of Blodgett and Lerow. A. B. Wilson^[47] was one of the ablest of the early inventors in the field of mechanical stitching, and probably the most original.

Wilson, a native of Willett, New York, was a young cabinetmaker at Adrian, Michigan, in 1847 when he first conceived of a machine that would sew. He was

apparently unaware of parallel efforts by inventors in distant New England. After an illness, he moved to Pittsfield, Massachusetts, and pursued his idea in earnest. By November 1848 he had produced the basic drawings for a machine that would make a lockstitch. The needle, piercing the cloth, left a loop of thread below the seam. A shuttle carrying a second thread passed through the loop, and as the tension was adjusted a completed lockstitch was formed (fig. 22). Wilson's shuttle was pointed on both ends to form a stitch on both its forward and backward motion, a decided improvement over the shuttles of Hunt and Howe, which formed stitches in only one direction. After each stitch the cloth was advanced for the next stitch by a sliding bar against which the cloth was held by a stationary presser. While the needle was still in the cloth and holding it, the sliding bar returned for a fresh grip on the cloth.

Wilson made a second machine, on the same principle, and applied for a patent. He was approached by the owners of the Bradshaw 1848 patent, who claimed control of the double-pointed shuttle. Although this claim was without justification, as can be seen by examining the Bradshaw patent specifications, Wilson did not have sufficient funds to fight the claim. In order to avoid a suit, he relinquished to A. P. Kline and Edward Lee, a one-half interest in his U.S. patent 7,776 which was issued on November 12, 1850 (fig. 23).



**Figure 23.—Wilson's patent model, 1850.
(Smithsonian photo 45504-H.)**

Inventor Wilson had been associated with Kline and Lee (E. Lee & Co.) for only a few months, when, on November 25, 1850, he agreed to sell his remaining interest to his partners for \$2,000. He retained only limited rights for New Jersey and for Massachusetts. The sale was fruitless for the inventor, as no payment was ever made. How much money E. E. Lee & Co. realized from the Wilson machine is difficult to determine, but they ran numerous ads in the 1851 and 1852 issues of *Scientific American*. A typical one reads:

A. B. Wilson's Sewing Machine, justly allowed to be the cheapest and best now in use, patented November 12, 1850; can be seen on exhibition at 195 and 197 Broadway (formerly the Franklin House, Room 23, third floor) or to E. E. Lee & Co., Earle's Hotel. Rights for territory or machines can be had by applying to George R. Chittenden, Agent.^[48]

Another reads:

A. B. Wilson's Sewing Machine ... the best and only practical sewing machine—not larger than a lady's work box—for the trifling sum of \$35.^[49]




Figure 24.—Wilson's prepatent model for his rotary hook, 1851. (Smithsonian photo 45506-E.)




Figure 25.—Wilson's rotary-hook patent model, 1851. (Smithsonian photo 45505-B.)

Wilson severed relations with Lee and Kline in early 1851 shortly after meeting Nathaniel Wheeler, who was to become his partner in a happier, more profitable enterprise involving the sewing machine.




Figure 26.—Wilson's stationary-bobbin patent model, 1852; a commercial machine was used since Wheeler, Wilson, Co. had begun manufacturing machines the previous year. (Smithsonian photo 45504-B.)

Wilson, with his two partners, was occupying a room in the old Sun Building at 128 Fulton Street, when Wheeler, on a business trip to New York City, learned of the Wilson sewing machine. Wheeler examined the machine, saw its possibilities, and at once contracted with E. Lee & Co. to make 500 of them. At the same time he engaged Wilson to go with him to Watertown, Connecticut, to perfect the machine and supervise its manufacture. Meanwhile, Wilson had been working on a substitute for the shuttle. He showed his model of the device, which became known as the rotary hook, to Wheeler who was so

convinced of its superiority that he decided to develop this new machine and leave Wilson's first machine to the others, who, by degrees, had become its owners.

Wilson now applied all his effort to improving the rotary hook, for which he received his second patent on August 12, 1851 (figs. 24 and 25). Wheeler, his two partners Warren and Woodruff, and Wilson now formed a new copartnership—Wheeler, Wilson, and Company. They began the manufacture of the machines under the patent, which combined the rotary hook and a reciprocating bobbin. The rotary hook extended or opened more widely the loop of the needle thread, while a reciprocating bobbin carried its thread through the extended loop. To avoid litigation which the reciprocating bobbin might have caused, Wilson contrived his third outstanding invention—the stationary bobbin. This was a feature of the first machine produced by the new company in 1851, though the patent for the stationary bobbin was not issued until June 15, 1852 (fig. 26).

In all reciprocating-shuttle machines a certain loss of power is incurred in driving forward, stopping, and bringing back the shuttle at each stitch; also, the machines are rather noisy, owing to the striking of the driver against the shuttle at each stroke. These objections were removed by Wilson's rotary hook and stationary bobbin. The locking of the needle thread with the bobbin thread was

accomplished, not by driving a shuttle through the loop of the needle thread, but by passing that loop under the bobbin. The driving shaft carried the circular rotary hook, one of the sewing machine's most beautiful contrivances. The success of the machine is indicated in an article that appeared in the June 1853 issue of *Scientific American*:

There are 300 of these machines now in operation in various parts of the country, and the work which they can perform cannot be surpassed.... The time must soon come when every private family that has much sewing to do, will have one of these neat and perfect machines; indeed many private families have them now.... The price of one all complete is \$125; every machine is made under the eye of the inventor at the company's machine shop, Watertown, Connecticut, so that every one is warranted ... agreement between Mr. Howe and Messrs. Wheeler, Wilson & Co., so every customer will be perfectly protected....^[50]




Figure 27.—Wilson's four-motion-feed patent model, 1854, is not known to be in existence; this is a commercial machine of the period. The plate is stamped "A. B. Wilson, Patented Aug.

**12, 1851, Watertown, Conn., No. 1....”
(Smithsonian photo 45504.)**

This agreement was important to sales, as Elias Howe was known to have sued purchasers of machines, as well as rival inventors and companies.

The business was on a substantial basis by October 1853, and a stock company was formed under the name of Wheeler & Wilson Manufacturing Company.^[51] A little more than a year later, on December 19, 1854, Wilson's fourth important patent (U.S. patent 12,116)—for the four-motion cloth feed—was issued to him (fig. 27). In this development, the flat-toothed surface in contact with the cloth moved forward carrying the cloth with it; then it dropped a little, so as not to touch the cloth; next it moved backward; then in the fourth motion it pushed up against the cloth and was ready to repeat the forward movements. This simple and effective feed method is still used today, with only minor modifications, in almost every sewing machine. This feed with the rotary hook and the stationary circular-disk bobbin, completed the essential features of Wilson's machine. It was original and fundamentally different from all other machines of that time.

The resulting Wheeler and Wilson machine made a lockstitch by means of a curved eye-pointed needle carried by a vibrating arm projecting from a rock shaft

connected by link and eccentric strap with an eccentric on the rotating hook shaft. This shaft had at its outer end the rotary hook, provided with a point adapted to enter the loop of needle thread. As the hook rotated, it passed into and drew down the loop of needle-thread, which was held by means of a loop check, while the point of the hook entered a new loop. When the first loop was cast off—the face of the hook being beveled for that purpose—it was drawn upward by the action of the hook upon the loop through which it was then passing. During the rotation of the hook each loop was passed around a disk bobbin provided with the second thread and serving the part of the shuttle in other machines. The four-motion feed was actuated in this machine by means of a spring bar and a cam in conjunction with the mandrel.

From the beginning, Wheeler and Wilson had looked beyond the use of the sewing machine solely by manufacturers and had seen the demand for a light-running, lightweight machine for sewing in the home. Wilson's inventions lent themselves to this design, and Wheeler and Wilson led the way to the introduction of the machine as a home appliance. Other manufacturers followed.

When the stock company was formed, Mr. Wilson retired from active participation in the business at his own request. His health had not been good, and a nervous condition made it advisable for him to be freed from the

responsibility of daily routine. During this period Wilson's inventive contributions to the sewing machine continued as noted, and in addition he worked on inventions concerning cotton picking and illuminating gases.

Wheeler and Wilson's foremost competitor in the early years of sewing-machine manufacture was the Singer Company, which overtook them by 1870 and finally absorbed the entire Wheeler and Wilson Manufacturing Company in 1905.

The founder of this most successful 19th-century company was Isaac Singer, a native of Pittstown, New York. [52] Successively a mechanic, an actor, and an inventor, Singer came to Boston in 1850 to promote his invention of a machine for carving printers' wooden type. He exhibited the carving machine in Orson Phelps' shop, where the Blodgett and Lerow machines were being manufactured.

Because the carving machine evoked but little interest, Singer turned his attention to the sewing machine as a device offering considerable opportunity for both improvement and financial reward. Phelps liked Singer's ideas and joined with George Zieber, the publisher who had been backing the carving-machine venture, to support Singer in the work of improving the sewing machine. His improvements in the Blodgett and Lerow machine included a table to hold the cloth horizontally rather than

vertically (this had been used by Bachelder and Wilson also), a yielding vertical presser foot to hold the cloth down as the needle was drawn up, and a vertically reciprocating straight needle driven by a rotary, overhanging shaft.

The story of the invention and first trial of the machine was told by Singer in the course of a patent suit sometime later:

I explained to them how the work was to be fed over the table and under the presser-foot, by a wheel, having short pins on its periphery, projecting through a slot in the table, so that the work would be automatically caught, fed and freed from the pins, in place of attaching and detaching the work to and from the baster plate by hand, as was necessary in the Blodgett machine.

Phelps and Zieber were satisfied that it would work. I had no money. Zieber offered forty dollars to build a model machine. Phelps offered his best endeavors to carry out my plan and make the model in his shop; if successful we were to share equally. I worked at it day and night, sleeping but three or four hours a day out of the twenty-four, and eating generally but once a day, as I knew I must make it for the forty dollars or

not get it at all.

The machine was completed in eleven days. About nine o'clock in the evening we got the parts together and tried it; it did not sew; the workmen exhausted with almost unremitting work, pronounced it a failure and left me one by one.

Zieber held the lamp, and I continued to try the machine, but anxiety and incessant work had made me nervous and I could not get tight stitches. Sick at heart, about midnight, we started for our hotel. On the way we sat down on a pile of boards, and Zieber mentioned that the loose loops of thread were on the upper side of the cloth. It flashed upon me that we had forgot to adjust the tension on the needle thread. We went back, adjusted the tension, tried the machine, sewed five stitches perfectly and the thread snapped, but that was enough. At three o'clock the next day the machine was finished. I took it to New York and employed Mr. Charles M. Keller to patent it. It was used as a model in the application for the patent.^[53]

The first machine was completed about the last of September 1850. The partners considered naming the machine the "Jenny Lind," after the Swedish soprano who

was then the toast of America. It was reported^[54] to have been advertised under that name when the machine was first placed on the market, but the name was soon changed to “Singer’s Perpendicular Action Sewing Machine” or simply the “Singer Sewing Machine”—a name correctly anticipated to achieve a popularity of its own.

According to the contract made by the partners, the hurriedly built first machine was to be sent to the Patent Office with an application in the name of Singer and Phelps. An application was made between the end of September 1850 and March 14, 1851, as Singer refers to it briefly in the application formally filed on April 16, 1851, stating, “My present invention is of improvements on a machine heretofore invented by me and for which an application is now pending.”^[55]



Figure 28.—Singer's patent model, 1851; a commercial machine was used, bearing the serial number 22. (Smithsonian photo 45572-D.)



Figure 29.—Singer's Sewing Machine. Action sewing machine engraving from June 25, 1851. This sewing machine was a two years old celebrity, a character as efficient laborer ever introduced. We must not

**to the fact that
peculiarly ca
operatives.
allow its use
men.” (Smith
D.)**

In late December 1850 Singer had bought Phelps' interest in the company. Whether the first application was later abandoned by Singer or whether it was rejected is not known,^[56] but a patent on the first application was never issued. The final disposition of this first machine has remained a mystery.^[57]

A few machines were manufactured in late 1850 and early 1851, and these attracted considerable attention; orders began to be received in advance of production. The pending patent application did not delay the manufacture, and a number of machines were sold before August 12, 1851, when the patent was granted. The patent model is shown in figure 28.^[58] It made a lockstitch by means of a straight eye-pointed needle and a reciprocating shuttle. The patent claims, as quoted from the specifications, were as follows:

1. Giving to the shuttle an additional forward motion after it has been stopped to close the

loop, as described, for the purpose of drawing the stitch tight, when such additional motion is given at and in combination with the feed motion of the cloth in the reverse direction, and the final upward motion of the needle, as described, so that the two threads shall be drawn tight at the same time, as described.

2. Controlling the thread during the downward motion of the needle by the combination of a friction-pad to prevent the slack above the cloth, with the eye on the needle-carrier for drawing back the thread, for the purposes and in the manner substantially as described.
3. Placing the bobbin from which the needle is supplied with thread on an adjustable arm attached to the frame, substantially as described, when this is combined with the carrying of the said thread through an eye or guide attached to and moving with the needle-carrier, as described, whereby any desired length of thread can be given for the formation of the loop without varying the range of motion of the needle, as described.

The feeding described in the Singer patent was “by the friction surface of a wheel, whose periphery is formed with very fine grooves, the edges of which are slightly

serrated, against which the cloth is pressed by a spring plate or pad.” Although claimed by the inventor in the handwritten specifications, it was not allowed as original.

The machines manufactured by the Singer company (fig. 29) were duplicates of the patent model. These machines were quite heavy and intended for manufacturing rather than for family use in the home.



**Figure 30.—I. M. Singer & Co. New York showroom of
as illustrated in *Frank Leslie's Illustrated Newspaper*,
only manufacturing machines are shown in t
(Smithsonian photo 48091-B.)**



**Figure 31.—Hunt and Webster's sewing-machin
exhibition and salesroom in Boston, as illustrated in *Ba*
July 5, 1856; only manufacturing machines are show
photo 45771-A.)**

Singer enjoyed demonstrating the machine and showed it

to church and social groups and even at circuses; this personal association then encouraged him to improve its reliability and convenience. He developed a wooden packing case which doubled as a stand for the machine and a treadle to allow it to be operated by foot. Because of the dimensions of the packing case, Singer put the pivot of the treadle toward its center, about where the instep of the foot would rest. This produced the heel-and-toe action treadle, a familiar part of the sewing machine until its replacement by the electric motor. Both hands were freed to guide and arrange the cloth that was being stitched. Singer also added a flywheel to smooth out the treadle action and later an iron stand with a treadle wide enough for both feet. The treadle had been in use for two years before a rival pointed out that it might have been patented. To Singer's chagrin it was then too late for patent laws did not permit patenting a device that had been in public use.

A new obstacle appeared in the Singer company's path when Howe demanded \$25,000 for infringement of his patent. Singer and Zieber decided to fight, enlisting the legal aid of Edward Clark, a lawyer and financier. Howe's action was opposed on the basis of Hunt's machine of 1834, which they stated had anticipated Howe's invention.

While they were resisting, Howe sued three firms that

were using and selling Singer machines. The court order required the selling firms and the purchasers to provide an account of the profits accrued from the sale and the use of the sewing machines and restrained the firms from selling the machines during the pendency of the suit.^[59] As a result of this action, a number of Singer's rivals purchased licenses from Howe and advertised that anyone could sell their machines without fear of a suit. This gave them a great competitive advantage, and Singer and Clark^[60] decided it was best to seek a settlement with Howe. On July 1, 1854, they paid him \$15,000 and took out a license.



Figure 32.—Singer's new Family Sewing Machine, illustration from a brochure dating about 1858 or 1859 which states: "A few years ago we came to the conclusion that the public taste demanded a sewing machine for family purposes more exclusively; a machine of a smaller size, and of a lighter and more elegant form; a machine of the best style of art, so as to make a beautiful ornament to the boudoir; a machine very easily operated, and rapid in its action. To supply this public want, we have just produced, and are now ready to receive orders for, 'Singer's new Family Sewing Machine' (Smithsonian photo 48091-H.)


In spite of this defeat, the Singer company could claim several important improvements to the sewing machine and the acquisition of the patents rights to the Morey and Johnson machine of 1849, which gave them control of the spring or curved arm to hold the cloth by a yielding pressure. Although this point had not been claimed in the 1849 patent, the established principle of patent law allowed that a novel device introduced and used in a patented machine could be covered by a reissue at any time during the life of the patent. Upon becoming owners of the Morey and Johnson patent, Singer applied for a reissue which covered this type of yielding pressure. It was granted on June 27, 1854. The Singer company's acquisition of the Bachelder patent had given them control of the yielding pressure bar also.



**Figure 33.—Singer Family Machine, 1858, head on
photo 45524-F.)**

Singer's aggressive selling had begun to overcome the public's suspicion of sewing machines. He pioneered in the use of lavishly decorated sewing-machine showrooms when the company offices were expanded in the mid-1850s (fig. 30). These were rich with carved walnut furniture, gilded ornaments, and carpeted floors, places in

which Victorian women were not ashamed to be seen. The machines were demonstrated by pretty young women. The total effect was a new concept of selling, and Singer became the drum major of a new and coming industry that had many followers (see fig. 31).



**Figure 34.—Grover and Baker's patent model, 185
photo 32003-G.)**

The first, light, family sewing machine by the Singer

company was not manufactured until 1858 (figs. 32 and 33). Comparatively few of these machines were made as they proved to be too small and light. The men in the shop dubbed the machine “The Grasshopper,” but it was officially called the new Family Sewing Machine or the Family Machine.^[61] Because of its shape, Singer company brochures of the 1920s referred to it as the Turtleback Machine.

Since the cost of sewing machines was quite high and the average family income was low, Clark suggested the adoption of the hire-purchase plan. Into the American economy thus came the now-familiar installment buying.

Singer and Clark continued to be partners until 1863 when a corporation was formed. At this time Singer decided to withdraw from active work. He received 40 percent of the stock and retired to Paris and later to England, where he died in 1875.




**Figure 35.—This Grover and Baker cabinet-style sewing machine, made in
1856 bears the serial number 5675 and the patent dates of 1851, June 22, 1852, February 22, 1853, and 1854 (Smithsonian photo 45572-F.)**

By the mid-1850s the basic elements of a successful, practical sewing machine were at hand, but the continuing court litigation over rival patent rights seemed destined to ruin the economics of the new industry. It was then that the lawyer of the Grover and Baker company, another sewing-machine manufacturer of the early 1850s, supplied the solution. Grover and Baker were manufacturing a machine that was mechanically good, for this early period. William O. Grover was another Boston tailor, who, unlike many others, was convinced that the sewing machine was going to revolutionize his chosen trade. Although the sewing machines that he had seen were not very practical, he began in 1849 to experiment with an idea based on a new kind of stitch. His design was for a machine that would take both its threads from spools and eliminate the need to wind one thread upon a bobbin. After much experimenting, he proved that it was possible to make a seam by interlocking two threads in a succession of slipknots, but he found that building a machine to do this was a much more difficult task. It is quite surprising that while he was working on this idea, he did not stumble upon a good method to produce the single-thread (as opposed to Grover and Baker's two-thread) chainstitch, later worked out by another. Grover was working so intently on the use of two threads that apparently no thought of forming a stitch with one thread had a chance to develop.

At this time Grover became a partner with another Boston

tailor, William E. Baker, and on February 11, 1851, they were issued U.S. patent No. 7,931 for a machine that did exactly what Grover had set out to do; it made a double chainstitch with two threads both carried on ordinary thread spools. The machine (figs. 34 and 35) used a vertical eye-pointed needle for the top thread and a horizontal needle for the underthread. The cloth was placed on the horizontal platform or table, which had a hole for the entry of the vertical needle. When this needle passed through the cloth, it formed a loop on the underside. The horizontal needle passed through this loop forming another loop beyond, which was retained until the redescending vertical needle enchainned it, and the process repeated. The slack in the needle thread was controlled by means of a spring guide. The cloth was fed by feeding rolls and a band.



**Figure 36.—Grover's patent model for the first part:
The machine in the case is a commercial machine of 18**

serial number 3012 and the patent dates “Feby 11, 1851 Feby 22, 1853.” Powered by a single, foot-shaped treadle connected by a removable wooden pitman, it also could be used with the hand. (Smithsonian photo 45525-D.)

A company was organized under the name of Grover and Baker Sewing Machine Company, and soon the partners took Jacob Weatherill, mechanic, and Orlando B. Potter, lawyer (who became the president), into the firm. Potter contributed his ability as a lawyer in lieu of a financial investment and handled the several succeeding patents of Grover and Baker. These patents were primarily for mechanical improvements such as U.S. patent No. 9,053 issued to Grover and Baker on June 22, 1852, for devising a curved upper needle and an under looper^[62] to form the double-looped stitch which became known as the Grover and Baker stitch. One of the more interesting of the patents, however, was for the box or sewing case for which Grover was issued U.S. patent No. 14,956 on May 27, 1856. The inventor stated “that when open the box shall constitute the bed for the machine to be operated upon, and hanging the machine thereto to facilitate oiling, cleansing, and repairs without removing it from the box.” It was the first portable sewing machine (fig. 36).

Though the Grover and Baker company manufactured machines using a shuttle and producing the more common lockstitch, both under royalty in their own name and also

for other smaller companies, Potter was convinced that the Grover and Baker stitch was the one that eventually would be used in both family and commercial machines. He, as president, directed the efforts of the company to that end. When the basic patents held by the “Sewing-Machine Combination” (discussed on pp. 41-42) began to run out in the mid-1870s, dissolving its purpose and lowering the selling price of sewing machines, the Grover and Baker company began a systematic curtailing of expenses and closing of branch offices. All the patents held by the company and the business itself were sold to another company.^[63] But the members of the Grover and Baker company fared well financially by the strategic move.

The Grover and Baker machine and its unique stitch did not have a great influence on the overall development of the mechanics of machine sewing. The merits of a double-looped stitch—its elasticity and the taking of both threads from commercial spools—were outweighed by the bulkiness of the seam and its consumption of three times as much thread as the lockstitch required. Machines making a similar type of stitch have continued in limited use in the manufacture of knit goods and other products requiring an elastic seam. But, more importantly, Grover and Baker’s astute Orlando B. Potter placed their names in the annals of sewing-machine history by his work in forming the “Combination,” believed to be the first “trust” of any prominence.

FOOTNOTES:

See biographical sketch, pp. 138-141.

In the Matter of the Application of Elias Howe, Jr. for an Extension of His Sewing Machine Patent Dated September 10, 1846, New York, 1860, with attachments A and B, U.S. Patent Office. [L.C. call no. TJ 1512.H6265]

It is interesting to note that when William Thomas applied for the British patent of the Howe machine (issued Dec. 1, 1846), the courts would not allow the claim for the combination of the eye-pointed needle and shuttle to form a stitch, due to the Fisher and Gibbons patent of 1844. For more details on Howe's years in England see his biographical sketch, pp. 138-141.

The machine referred to as the London Sewing Machine is the British patent of the Thimonnier machine. This patent was applied for by Jean Marie Magnin and was published by *Newton's London Journal*, vol. 39, p. 317, as Magnin's invention.

The exact date is not known; however, it was prior to 1856 as the patent was included in the sewing-machine patent pool formed that year.

James Parton, *History of the Sewing Machine*, p. 12, (originally published in the *Atlantic Monthly*, May 1867), later reprinted by the Howe Machine Company as a separate.

Sewing Machine Times (Feb. 25, 1907), vol. 17, no. 382, p. 1, "His [Bonata's] shop was on Gold Street, New York, near the Bartholf shop, where Howe was building some of his early machines."

Sewing Machine News, vol. 3, no. 5, p. 5, Sept. 1881-Jan. 1882. "History of the Sewing Machine."

Op. cit. (footnote 34).

New York Daily Tribune, Jan. 15, 1852, p. 2.

See Howe's biographical sketch, p. 141.

Op. cit. (footnote 34). Attachments A and B are copies of Judge Sprague's decisions.

Sewing Machine Journal (July 1887), pp. 93-94.

Report of the Sixth Exhibition of the Massachusetts Charitable Mechanics Association, in the City of Boston, September 1850 (Boston, 1850).

See biographical sketch, pp. 141-142.

Scientific American (Dec. 6, 1851), vol. 7, no. 12, p. 95.

Ibid. (Sept. 20, 1851), vol. 7, no. 1, p. 7.

Ibid. (June 4, 1853), vol. 7, no. 38, p. 298

J. D. Van Slyck, *New England Manufactures and Manufactories*, vol. 2, pp. 672-682.

See his biographical sketch, pp. 142-143.

Chester McNeil, *A History of the Sewing Machine* in *Union Sales Bulletin*, vol. 3, Union Special Sewing Machine Co., Chicago, Illinois, pp. 83-85. 1903.

Sewing Machine Times (Aug. 25, 1908), vol. 18, no. 418.

Singer gives this limited description of the first machine, with detailed improvements for which he was then applying for a patent: "In my previous machine, to which reference has been made, the bobbin was carried by the needle-carrier, and hence

the motion of the needle had to be equal to the length of thread required to form the loop, which was objectionable, as in many instances this range of motion was unnecessarily long for all other purposes....” Quoted from U.S. patent 8,294 issued to Isaac M. Singer, Aug. 12, 1851. It should be noted that in some instances there was a considerable lapse of time from the date a patent application was made until the patent was issued. In this case the handwritten specifications were dated March 14, 1851, and the formal Patent Office receipt was dated April 16, 1851.

If a patent was not approved, for any reason, the records were placed in an “Abandoned File.” In 1930 Congress authorized the disposal of the old “Abandoned Files,” requiring them to be kept for twenty years only. There are no Singer Company records giving an account of the first patent application.

Its whereabouts was unknown as early as 1908, as stated in the *Sewing Machine Times* (Aug. 25, 1908), vol. 18, no. 418. Models of abandoned patents frequently remained at the Patent Office. Approximately 76,000 models were ruined in a Patent Office fire in 1877. In 1908 over 3000 models of abandoned patents were sold at auction. Either incident could account for the machine’s disappearance.

The patent model of 8,294 is a machine that bears the serial number 22; it was manufactured before April 18, 1851, the date it was recorded as received by the Patent Office.

William R. Bagnall, in “Contributions to American Economic History,” vol. 1 (1908), MS, Harvard School of Business Library.

Singer purchased Phelps’ interest in the company in 1851 and sold it to Edward Clark.

This first, family sewing machine should not be confused in name with a model brought out in the sixties. The name of this

first, family machine was in the sense of a new “family” sewing machine. In 1859 a “Letter A” family machine was introduced. Thus in 1865 when the Singer Company brought out another family machine they called it the “New” Family Sewing Machine. Both the first-style Family machine and the Letter A machine are illustrated in *Eighty Years of Progress of the United States* (New York, 1861), vol. 2, p. 417, and discussed in an article, “The Place and Its Tenants,” in the *Sewing Machine Times* (Dec. 25, 1908), vol. 27, no. 893.

A looper on the underside in place of the horizontal needle.

Domestic Sewing Machine Company. See *Union Special Sewing Machine Co. Sales Bulletin*, vol. 3, ch. 15, pp. 58-59.



Chapter Three

A PARTIAL STATEMENT FROM RECORDS OF "THE SEWING-MACHINE MANUFACTURERS' ASSOCIATION" SHOWING THE NUMBER OF SEWING-MACHINES LICENSED ANNUALLY UNDER THE PATENT RIGHTS OF THE SEWING-MACHINE MANUFACTURERS' ASSOCIATION

Name of Manufacturer.	1853.	1854.	1855.	1856.	1857.	1858.	1859.	1860.	1861.
Wheeler & Wilson Mfg. Co.	799	756	1,171	2,210	4,591	7,978	21,306	25,102	1
I. M. Singer & Co.	810	879	883	2,564	3,630	3,594	10,953	13,000(a)	1
The Singer Manufacturing Co.
Grover & Baker S. M. Co.	657	2,034	1,144	1,952	3,680	5,070	10,280	(b)	(c)
A. B. Howe " " "	60	53	47	133	179	921	(b)	(c)
Leavitt " " "	28	217	152	235	195	75	213	(b)	(c)
Ladd & Webster " " "	100	268	73	180	453	490	1,788	(b)	(c)
Bartholf " " "	135	55	31	35	31	203	747	(b)	(c)

A PARTIAL STATEMENT SHOWING NUMBER OF SEWING-MACHINES LICENSED ANNUALLY UNDER THE PATENT RIGHTS OF THE SEWING-MACHINE MANUFACTURERS' ASSOCIATION FROM 1867 TO 1876 INCLUSIVE.

Name of Manufacturer.	1867.	1868.	1869.	1870.	1871.	1872.	1873.
The Singer Manufacturing Co.	43,053	59,629	86,781	127,833	181,260	219,758	2

Co.							
Wheeler & Wilson Mfg. Co.	38,055	(b)	78,866	83,208	128,526	174,088	1
Grover & Baker S. M. Co.	32,999	35,000(a)	35,188	57,402	50,838	52,010	3
Weed Sewing-Machine Co.	3,638	12,000	19,687	35,002	39,655	42,444	2
Howe Sewing-Machine Co.	11,053	35,000(a)	45,000(a)	75,156	134,010	145,000(a)	5
A. B. Howe ” ” ”	20,051
B. P. Howe ” ” ”	14,907	1
Willcox & Gibbs S. M. Co.	14,152	15,000	17,201	28,890	30,127	33,639	1
Wilson (W. G.) ” ” ”	21,153	22,666	2
American B. H. & S. M. Co.	7,792	14,573	20,121	18,930	1
Florence S. M. Co.	10,534	12,000	13,661	17,660	15,947	15,793	8
Shaw & Clark S. M. Co.	2,692	3,000
Gold Medal ” ” ”	8,912	13,562	18,897	1
Davis ” ” ” ”	11,568	11,376	8
Domestic ” ” ” ”	10,397	49,554	4
Finkle & Lyon Mfg. Co. and Victor.	2,488	2,000	1,339	2,420	7,639	11,901	7
Ætna Sewing-	2,958	3,500	4,548	5,806	4,720	4,262	3

(a) Number estimated.

(b) No data.

Figure 37.—Table of sewing-machine statistics. From Frederick G. Bourne, “American Sewing Machines” in *One Hundred Years of American Commerce*, vol. 2. ed. Chauncey Mitchell Depew (New York: D. O. Haines, 1895), p. 530. (Smithsonian photo 42542-A.)

The “Sewing-Machine Combination”

With the basic elements of a successful sewing machine assembled, the various manufacturers should have been able to produce good machines unencumbered. The court order, however, which restrained several firms from selling Singer machines while the Howe suit was pending, started a landslide; soon Wheeler, Wilson and company, Grover and Baker company, and several others^[64] purchased rights from Elias Howe. This gave Howe almost absolute control of the sewing-machine business as these companies agreed to his royalty terms of \$25 for every machine sold. In an attempt to improve his own machine, Howe was almost immediately caught up in another series of legal battles in which he was the defendant; the companies he had defeated were able to accuse him of infringing on patents that they owned. To compound the confusion, individual companies also were suing each other on various grounds.

Because of this situation Orlando B. Potter, president of the Grover and Baker company, advanced in 1856 the idea of a “Combination” of sewing-machine manufacturers. He pointed out how the various companies were harming themselves by continuing litigation and tried to convince Howe that all would benefit by an agreement of some

kind. He proposed that Elias Howe; Wheeler, Wilson and company; I. M. Singer and company; and Grover and Baker company pool their patents covering the essential features of the machine. The three companies had started production about the same time and approved of Potter's idea; Howe opposed it as he felt that he had the most to lose by joining the "Combination." He finally consented to take part in Potter's plan if the others would agree to certain stipulations. The first requirement was that at least twenty-four manufacturers were to be licensed. The second was that, in addition to sharing equally in the profits with the three companies, Howe would receive a royalty of \$5 for each machine sold in the United States and \$1 for each machine exported. It has been estimated that, as a result of this agreement, Howe received at least \$2,000,000 as his share of the license fees between 1856 and 1867 when his patent expired.^[65]

The organization was called the Sewing-Machine Trust and/or the Sewing-Machine Combination. The important patents contributed to it were:

1. The grooved, eye-pointed needle used with a shuttle to form the lockstitch (E. Howe patent, held by E. Howe);
2. The four-motion feeding mechanism (A. B. Wilson patent, held by Wheeler and Wilson company);
3. The needle moving vertically above a horizontal work-plate (Bachelder patent), a continuous feeding device by belt or wheel (Bachelder patent), a yielding presser resting on the cloth (Bachelder patent), the spring or curved arm to hold the cloth by a yielding pressure (Morey and Johnson patent), the heart-shaped cam as applied to moving the needle bar (Singer patent); all these patents, held by the Singer Company.^[66]

The Grover and Baker company contributed several patents of relative importance, but its most important claim for admission was the fact that Potter had promoted the idea.

The consent of all four member-parties was required before any license could be granted, and all were required to have a license—even the member companies. The fee was \$15 per machine. A portion of this money was set aside to pay the cost of prosecuting infringers, Howe

received his initial fee, and the rest was divided between the four parties. The advantage to the licensee was that he was required to pay only one fee. Most license applications were granted; only those manufacturing a machine specifically imitating the product of a licensed manufacturer were refused.

The three company members each continued to manufacture, improve, and perfect its own machine. Other than the joint control of the patents, there was no pooling of interests, and each company competed to attract purchasers to buy its particular type of machine, as did the companies who were licensed by them.

In 1860, the year Howe's patent was renewed, the general license fee was reduced from \$15 to \$7, and Howe's special royalty was reduced to \$1 per machine. Howe remained a member until his patent ran out in 1867. The other members continued the "Combination" until 1877, when the Bachelder patent, which had been extended twice, finally expired. By that time the fundamental features of the sewing machine were no longer controlled by anyone. Open competition by the smaller manufacturers was possible, and a slight reduction in price followed. Many new companies came into being—some destined to be very short-lived.

From the beginning to the end of the "Combination" there was an army of independents, including infringers and

imitators, who kept up a constant complaint against it, maintaining that its existence tended to retard the improvement of the sewing machine and that the public suffered thereby. In the period immediately following the termination of the

however, only a few improvements of any importance were made, and most of these were by the member companies.

FOOTNOTES:

These included the American Magnetic Sewing Machine Co.; A. Bartholf; Nichols and Bliss; J. A. Lerow; Woolridge, Keene, and Moore; and A. B. Howe. *New York Daily Tribune*, Sept. 3, 1853.

“Who Invented the Sewing-Machine,” unsigned article in *The Galaxy*, vol. 4, August 31, 1867, pp. 471-481.

Singer has sometimes been credited as the inventor of the various improvements covered by the patents that the Singer company purchased and later contributed to the efforts of the Combination.

Chapter Four




Figure 38.—Gibbs' patent model, 1857. (Smithsonian pl

Less Expensive Machines

While the “Combination” was attempting to solve the problems of patent litigation, another problem faced the would-be home users of this new invention. The budget limitations of the average family caused a demand for a less expensive machine, for this first consumer appliance was a most desirable commodity.^[67]

There were many attempts to satisfy this demand, but one of the best and most successful grew out of a young man’s curiosity. James E. A. Gibbs’ first exposure to the sewing machine was in 1855 when, at the age of 24, he saw a simple woodcut illustration of a Grover and Baker machine. The woodcut represented only the upper part of the machine. Nothing in the illustration indicated that more than one thread was used, and none of the stitch-forming mechanism was visible. Gibbs assumed that the stitch was formed with one thread; he then proceeded to imagine a mechanism that would make a stitch with one thread. His solution was described in his own statement:

As I was then living in a very out of the way place, far from railroads and public conveyances of all kinds, modern improvements seldom reached our locality, and not being likely to have my curiosity satisfied otherwise, I set to work to

see what I could learn from the woodcut, which was not accompanied by any description. I first discovered that the needle was attached to a needle arm, and consequently could not pass entirely through the material, but must retreat through the same hole by which it entered. From this I saw that I could not make a stitch similar to handwork, but must have some other mode of fastening the thread on the underside, and among other possible methods of doing this, the chainstitch occurred to me as a likely means of accomplishing the end.

I next endeavored to discover how this stitch was or could be made, and from the woodcut I saw that the driving shaft which had the driving wheel on the outer end, passed along under the cloth plate of the machine. I knew that the mechanism which made the stitch must be connected with and actuated by this driving shaft. After studying the position and relations of the needle and shaft with each other, I conceived the idea of the revolving hook on the end of the shaft, which might take hold of the thread and manipulate it into a chainstitch. My ideas were, of course, very crude and indefinite, but it will be seen that I then had the correct conception of the invention afterwards embodied in my machine.^[68]




Figure 39.—One of the first commercial machines produced by the Willcox & Gibbs Sewing Machine Co. in 1857, this machine has the serial number 1, although the name “James E. A. Gibbs” is stamped in two places on the cloth plate. It was used as the pattern for the first Gibbs’ improvement on his 1857 patent issued the following year on August 10, 1858. (Smithsonian photo P. 6393.)

Gibbs had no immediate interest in the sewing machine

other than to satisfy his curiosity. He did not think of it again until January 1856 when he was visiting his father in Rockbridge County, Virginia. While in a tailor's shop there, he happened to see a Singer machine. Gibbs was very much impressed, but thought the machine entirely too heavy, complicated, and cumbersome, and the price exorbitant. It was then that he recalled the machine he had devised. Remembering how simple it was, he decided to work in earnest to produce a less-expensive type of sewing machine.

Gibbs had little time to spend on this invention since his family was dependent upon him for support, but he managed to find time at night and during inclement weather. In contemporary references, Gibbs is referred to as a farmer, but since he is also reported to have had employers, it may be surmised that he was a farmhand. In any event, his decision to try to produce a less-expensive sewing machine suffered from a lack of proper tools and adequate materials. Most of the machine had to be constructed of wood, and he was forced to make his own needles. By the end of April 1856, however, his model was sufficiently completed to arouse the interest of his employers, who agreed to furnish the money necessary to patent the machine.

Gibbs went to Washington, where he examined sewing-machine models in the Patent Office and other machines

then on the market. Completing his investigations, Gibbs made a trip to Philadelphia and showed his invention to a builder of models of new inventions, James Willcox. Much impressed with the machine, Willcox arranged for Gibbs to work with his son, Charles Willcox, in a small room in the rear of his shop. After taking out two minor patents (on December 16, 1856, and January 20, 1857), Gibbs obtained his important one, U.S. patent No. 17,427 on June 2, 1857 (fig. 38). His association with Charles Willcox led to the formation of the Willcox & Gibbs Sewing Machine Company, and they began manufacturing chainstitch machines in 1857 (fig. 39). The machine used a straight needle to make a chainstitch. At the forward end of the main shaft was a hook which, as it rotated, carried the loop of needle-thread, elongated and held it expanded while the feed moved the cloth until the needle at the next stroke descended through the loop so held. When the needle descended through the first loop, the point of the hook was again in position to catch the second loop, at which time the first loop was cast off and the second loop drawn through it, the first loop having been drawn up against the lower edge of the cloth to form a chain.



Figure 40.—A dolphin sewing machine based on Clark's
This design was first used by T. J. W. Robertson in
patent issued on May 22 of that year no claim wa
machine design, only for the chainstitch mechanism. The
used by D. W. Clark in several of his chainstitch pate
made no claim for the design, stating that the machine ‘
any desired ornamental form.’ The dolphin-style n
chainstitch models of solid brass, originally gilt. Altho
five inches long, they are full-size machines using a

(Smithsonian photo 45505.)

A Gibbs sewing machine, on a simple iron-frame stand with treadle, sold for approximately \$50 in the late 1850s,^[69] while a Wheeler and Wilson^[70] machine or a Grover and Baker^[71] with the same type of stand sold for approximately \$100. After the introduction of the Gibbs machine, the Singer company^[72] brought out a light family machine in 1858 that was also first sold for \$100. It was then reduced to \$50, but it was not popular because it was too light (see discussion of Singer machines, pp. 34-35). In 1859, Singer brought out its second, more successful family machine, which sold for \$75.

Like the other companies licensed by the “Combination,” Willcox and Gibbs company paid a royalty for the use of the patents it held. Although the Willcox and Gibbs machine was a single-thread chainstitch machine and the company held the Gibbs patents, the company was required to be licensed to use the basic feed, vertical needle, and other related patents held by the “Sewing-Machine Combination.”

With the approach of the Civil War, Gibbs returned to Virginia. Poor health prevented him from taking an active part in the war, but he worked throughout the conflict in a factory processing saltpeter for gunpowder. Afterward, Gibbs returned to Philadelphia and found that Willcox had

faithfully protected his sewing-machine interests during his long absence. The firm prospered, and Gibbs finally retired to Virginia a wealthy man. Interestingly, Gibbs named the Virginia village to which he returned in later life “Raphine”—derived, somewhat incorrectly, from the Greek word “to sew.”

The Willcox & Gibbs Sewing Machine Company is one of the few old companies still in existence. It discontinued making and selling family-style machines many years ago and directed its energies toward specialized commercial sewing machines, many of which are based on the original chainstitch principle.

There was also an ever-increasing number of other patentees and manufacturers who, in the late 1850s and 1860s, attempted to produce a sewing machine that would circumvent both the “Combination” and the high cost of manufacturing a more complicated type of machine. Some of the more interesting of these are pictured and described in figures 40 through 54.



Figure 41.—The cherub sewing machine was another Robertson first which was adopted by Clark. Robertson's patent of October 20, 1857, once again makes no claim for the design; neither does Clark's patent of January 5, 1858, illustrated here. The machine is approximately the same size as the dolphin and is made in the same manner and of the same materials. Two cherubs form the main

Figure 42.— machine original of Clark. Once again include the (Clark's) 1858, patent, improving the design. Like most of these require them to be in operation. (Patent 45504-C.)

support, one also supporting the spool and leashing a dragonfly which backs the needle mechanism. (Smithsonian photo 45504-D.)



Figure 43.—The sewing shears was another popular machine of unusual style. Some models were designed



Figure 44.— machine is an of the patents improvements Perry, the pa claims for th

to both cut and sew, but most derived their names from the method of motivating power. The earliest example of the sewing-shears machine was invented by Joseph Hendrick, who stated in his patent that he was attempting to produce "a simple, portable, cheap, and efficient machine." His patent model of October 5, 1858, is illustrated. (Smithsonian photo 45504-F.)

tension, he made an unusual design which a patent was granted on November 2, 1858. It was probably the first horse machine to which the name was applied. He struggled for years to perfect his machine (Smithsonian photo 45504-F.)




Figure 45.—Many inventors attempted to cut the cost of manufacturing a complicated machine. One of these was Albert H. Hook, whose machine is only about four inches high and two inches wide. His patent, granted November 30, 1858, simplified the construction and arrangement of



Figure 46. mechanical p design patent sewing machi separate se| Office's nun unusual exa

the various parts. Although Hook used a barbed needle reminiscent of the one used by Thimonnier, his method of forming the stitch was entirely different. The thread was passed through the necessary guides, and when the cloth was in place the needle was thrust up from below. Passing through the fabric, the needle descended, carrying with it a loop of thread. As the process was repeated, a chainstitch was formed with the enchaind loop on the under side. In spite of its simple mechanism, Hook's machine was not a commercial success. (Smithsonian photo 45505-D.)

semidraped f
the spool of
holding the n
served as th
heart-shaped
design was
Brown, Octo
examples of
model are k
made. (Smith
A.)



Figure 47.—The squirrel machine was another int patent. S. B. Ellithorp had received a mechanical pa thread, stationary-bobbin machine on August 26, 18

month he published a picture of his machine, shown her in the *Sewing Machine News*, vol. 7, no. 11, November 1856. The machine was designed in the shape of “the ordinary squirrel, common throughout this country—an animal that is so full of provident care and forethought, for its habits of making provision for seasons of scarcity and want in time of plenty, and the different parts of the animal are each put to a use, the moving power being placed within its body, the foot through its head, one of its fore feet serving to guide the other to hold down the cloth while being sewed, and forming a support to the spool from which the thread is

Although the design patent was not secured until June 1857, the inventor was reported to have been perfecting his machine for manufacture in 1857. Ellithorp planned “to place them at a low price that will permit families and individuals that have been deterred from purchasing a machine by the excessive price charged for those now in use, to possess one.” Patented and sold under the name of Ellithorp & Fox, but the machine was not manufactured on a large scale, if at all. No squirrel machine is known to have survived. (Smithsonian photo 53112.)



Figure 48.—Heyer's pocket sewing machine patent model, November 17, 1863. This patent model is one piece, and measures about two inches in height and two inches in length. It will stitch—but only coarse, loosely woven fabrics. As can be expected, a great deal of manual dexterity is required to compensate for the omission of mechanical parts. Heyer advertised patent rights for sale, but evidence of manufactured machines of this type has yet to be discovered.



Figure 49.—illustrated in the Patent Office on July 30, 1863. It is the most original and simple of all the early sewing machines, which were constructed of metal. The inventor stated: "It is ingeniously constructed and it is said to s

(Smithsonian photo 18115-D[a].)




Figure 50.—Although Bean's and Rodgers' running-stitch machines, the second and fourth U.S. sewing-machine patents, experienced little commercial success, small manufactured machines based on Aaron Palmer's patent of May 13, 1862, were popular in the 1860s. The patent model above is a small brass implement with crimping gears that forced the fabric onto an ordinary sewing needle. The full needle was then removed from its position, and the thread was pulled through the fabric by hand.

well. The wheel
carried in the

One method of
with the finger
machine could
holding it
pressuring it
Cloth was in
prongs of the
it along after
stated that the
from the same
was advised
could be made
and attached
48221.)

(Smithsonian photo 45524.)

THE FAIRY SEWING-MACHINE. A HOLIDAY GIFT FOR THE WORK



Figure 51.—One of the early commercial manufacturer was Madame Demorest, a New York dressmaker. She sewing machine in *Godey's Lady's Book*, vol. 66, 186: first place it will attract attention from its diminutive, for the same ease with which it can be carried, an in seamstress or dressmaker employed from house to house sewing machine attempts to do, it runs, and does not st

delicate materials an ordinary sewing machine cuts or c
photo 43690.)



**Figure 52.—The Fairy sewing machine sold for five
adequate for its advertised purpose, sewing or running
fabrics. The machine was marked with the Palmer pate
13, 1862, and the name “Mme. Demorest.”**

**A machine identical to the Fairy, but bearing both Palm
May 13, 1862, and June 19, 1863, and the name “Go
manufactured by a less-scrupulous company. This
advertised as follows: “A first class sewing machi**

ornamented, with all working parts silver plated. Put polished mahogany case, packed ready for shipment. This machine uses a common sewing needle, is very simple to operate it. Cash with order." Some buyers felt they were getting what they had expected a heavy-duty machine, but no action was taken against the advertiser. Another similar machine was manufactured under the name "Little Gem." (S.M. No. 45525.)



SHA

Figure 53 and 54.—Running-stitch machines were also

several other inventors. Shaw & Clark, manufacturers of sewing machines, patented this running-stitch machine on April 1, 1863. Before the appearance of the patent model, it was already in large-scale production. On May 26, 1863, John D. Dale also received a patent for an improvement related to the method of holding and regulating the stitches in a running-stitch machine. Dale's machine was a commercial machine.

John Heberling patented several improvements in 1871. His machine, which was a little larger and in appearance resembled the conventional type of sewing machine, was a commercial success. See Shaw & Clark: Smithsonian photo P. 6395; Dale: Smithsonian photo P. 6396.



DALE

FOOTNOTES:

Scientific American (Jan. 29, 1859), vol. 14, no. 21, p. 165. In a description of the new Willcox and Gibbs sewing machine the following observation is made: “It is astonishing how, in a few years, the sewing machine has made such strides in popular favor, and become, from being a mechanical wonder, a household necessity and extensive object of manufacture. While the higher priced varieties have such a large sale, it is no wonder that the cheaper ones sell in such tremendous quantities, and that our inventors are always trying to produce something new and cheap.”

Op. cit. (footnote 53), pp. 129-131.

Scientific American, vol. 15, no. 21 (January 29, 1859), p. 165,
and Willcox and Gibbs advertising brochure, 1864.

Scientific American, vol. 12, no. 8 (November 1, 1856), p. 62.

Ibid., vol. 1, no. 19 (November 5, 1859), p. 303.

I. M. Singer & Co.'s Gazette, vol. 5, no. 4 (March 1, 1859), p.
4, and a brochure, *Singer's New Family Sewing Machine* (in
Singer Manufacturing Company, Historic Archives).

Appendixes

I. Notes on the Development and Commercial Use of the Sewing Machine

INTRODUCTION

While researching the history of the invention and the development of the sewing machine, many items of related interest concerning the machine's economic value came to light. The manufacture of the machines was in itself a boost to the economy of the emerging "industrial United States," as was the production of attachments for specialized stitching and the need for new types of needles and thread. Moreover, the machine's ability to speed up production permitted it to permeate the entire field of products manufactured by any type of stitching, from umbrellas to tents. Since this aspect of the story was not completed for this study, no attempt will be made to include any definitive statements on the economic importance of the sewing machine at home or abroad. This

related information is of sufficient interest, however, to warrant inclusion in this first Appendix. Perhaps these notes will suggest areas of future research for students of American technology.

READY-MADE CLOTHING

Whether of the expensive or the inexpensive type, the sewing machine was much more than a popular household appliance. Its introduction had far-reaching effects on many different types of manufacturing establishments as well as on the export trade. The newly developing ready-made clothing industry was not only in a state of development to welcome the new machine but also was, in all probability, responsible for its immediate practical application and success.

Until the early part of the second quarter of the 19th century, the ready-made clothing trade in the United States was confined almost entirely to furnishing the clothing required by sailors about to ship out to sea. The stores that kept these supplies were usually in the neighborhood of wharf areas. But other than the needs of these seamen, there was little market for ready-made goods. Out of necessity many of the families in the early years in this country had made their own clothing. As wealth was acquired and taste could be cultivated, professional seamstresses and tailors were in increasing demand,

moved into the cities and towns, and even visited the smaller villages for as long as their services were needed. At the same time a related trade was also growing in the cities, especially in New York City, that of dealing in second-hand clothing. Industrious persons bought up old clothes, cleaned, repaired and refinished them, and sold the clothing to immigrants and transients who wished to avoid the high cost of new custom-made clothing.

The repairing of this second-hand clothing led to the purchase of cheap cloth at auction— “half-burnt,” “wet-goods,” and other damaged yardage. When in excess of the repairing needs, this fabric was made into garments and sold with the second-hand items. Many visitors who passed through New York City were found to be potential buyers of this merchandise if a better class of ready-made clothes was made available. Manufacture began to increase. Tailors of the city began to keep an assortment of finished garments on hand. When visitors bought these, they were also very likely to buy additional garments for resale at home. The latter led to the establishment of the wholesale garment-manufacturing industry in New York about 1834-35.

Most of the ready-made clothing establishments were small operations, not large factories. Large quantities of cloth were purchased; cutting was done in multiple layers with tailor’s shears. Since many seamstresses were

needed, the garments were farmed out to the girls in their homes. The manufacture of garments in quantity meant that the profit on each garment was larger than a tailor could make on a single custom-made item. The appeal of increased profits influenced many to enter the new industry and, due to the ensuing competition, the retail cost of each garment was lowered. Just as the new businesses were getting underway, the Panic of 1837 ruined most of them. But the lower cost and the convenience of ready-made clothing had left its mark. Not only was the garment-manufacturing business re-established soon after the Panic had subsided, but by 1841 the value of clothing sold at wholesale in New York was estimated at \$2,500,000 and by 1850—a year before sewing machines were manufactured in any quantity—there were 4,278 clothing manufacturing establishments in the United States. Beside New York City, Cincinnati was also one of the important ready-made clothing centers. In 1850 the value of its products amounted to \$4,427,500 and in 1860 to \$6,381,190. Boston was another important center with a ready-made clothing production of \$4,567,749 in 1860. Philadelphia, Baltimore, Louisville, and St. Louis all had a large wholesale clothing trade by 1860. Here was the ready market for a practical sewing machine.^[73]

Clothing establishments grew and began to have agencies in small towns and the sewing work was distributed throughout the countryside. The new, competing sewing-

machine companies were willing to deliver a machine for a small sum and to allow the buyer to pay a dollar or two a month until the full amount of the sale was paid. This was an extension of the hire-purchase plan (buying on credit) initiated by Clark of the Singer Company. The home seamstresses were eager to buy, for they were able to produce more piecework with a sewing machine and therefore earn more money. An example of the effect that the sewing machine had on the stitching time required was interestingly established through a series of experiments conducted by the Wheeler and Wilson company. Four hand sewers and four sewing-machine operators were used to provide the average figures in this comparative time study, the results of which were published in 1861;^[74]

NUMBER OF STITCHES PER MINUTE

	<i>By Hand</i>	<i>By Machine</i>
Patent leather, fine stitching	7	175
Binding hats	33	374
Stitching vamped shoes	10	210
Stitching fine linen	23	640
Stitching fine silk	30	550

TIME FOR GARMENTS STITCHED

	<i>By Hand</i>	<i>By Machine</i>
Frock coats	16 hrs. 35 min.	2 hrs. 38 min.

Satin vests	7 hrs. 19 min.	1 hr. 14 min.
Summer pants	2 hrs. 50 min.	0 hr. 38 min.
Calico dress	6 hrs. 37 min.	0 hr. 57 min.
Plain apron	1 hr. 26 min.	0 hr. 9 min.
Gentlemen's shirts	14 hrs. 26 min.	1 hr. 16 min.

The factory manufacturer, with the sewing work done at the factory, was also developing. In 1860, Oliver F. Winchester, a shirt manufacturer of New Haven, Connecticut, stated that his factory turned out 800 dozen shirts per week, using 400 sewing machines and operators to do the work of 2,000 hand sewers. The price for hand sewing was then \$3 per week, which made labor costs \$6000 per week. The 400 machine operators received \$4 per week, making the labor cost \$1600 per week. Allowing \$150 as the cost of each machine, the sewing machines more than paid for themselves in less than 14 weeks, increased the operators pay by \$1 a week, and lowered the retail cost of the item.^[75] The greatest savings of time, which was as much as fifty percent, was in the manufacture of light goods—such items as shirts, aprons, and calico dresses. The Commissioner of Patents weighed the monetary effect that this or any invention had on the economy against the monetary gain received by the patentee. When he found that the patentee had not been fairly compensated, he had the authority to grant a seven-year extension to the patent. ^[76]

The sewing machine also contributed to the popularity of certain fashions. Ready-made cloaks for women were a business of a few years' standing when the sewing machine was adopted for their manufacture in 1853. Machine sewing reduced the cost of constructing the garment by about eighty percent, thereby decreasing its price and increasing its popularity. In New York City alone, the value of the "cloak and mantilla" manufacture in 1860 was \$618,400.^[77] Crinolines and hoopskirts were easier to stitch by machine than by hand, and these items had a spirited period of popularity due to the introduction of the sewing machine. Braiding, pleating, and tucking adorned many costume items because they could be produced by machine with ease and rapidity.

In addition to using the sewing machine for the manufacture of shirts, collars, and related men's furnishings, the machine was also used in the production of men's and boy's suits and reportedly gave "a vast impetus to the trade."^[78] The Army, however, was not quite convinced of the sewing machine's practical adaptation to its needs. Although a sewing machine was purchased for the Philadelphia Quartermaster Depot as early as 1851, they had only six by 1860. On March 31, 1859, General Jesup of the Philadelphia Depot wrote to a Nechard & Company stating that the machine sewing had been tried but was not used for clothing, only for stitching caps and chevrons. In another letter, on the same day, to

“Messers Hebrard & Co., Louisiana Steam Clothing Factory, N. Orleans,” Jesup states: “Machine sewing has been tried with us, and though it meets the requirements of a populous and civilized life, it has been found not to answer for the hard wear and tear and limited means of our frontier service. Particular attention has been paid to this subject, and we have abandoned the use of machines for coats, jackets and trousers, etc. and use them on caps and bands that are not exposed to much hard usage....”^[79]

At this period prior to the Civil War, the Army manufactured its own clothing. As the demands of war increased, more and more of the Army’s clothing supplies were furnished on open contract—with no specifications as to stitching.^[80] Machine stitching, in fact, is found in most of the Civil War uniforms. One of the problems that most probably affected the durability of the machine stitching in the 1850s was the sewing thread, a problem that was not solved until the 1860s and which is discussed later under “thread for the machine.”



Figure 55.—Blake's leather-stitching machine patent 1858; the inventor claimed the arrangement of the mechanism to be an auxiliary arm capable of entering the shoe, which enabled the sole to be stitched both to the inner sole and to the upper of the shoe. (Smithsonian photo 50361.)

SHOE MANUFACTURE

Another industry that was aided by the new invention was that of shoe manufacture. Although the earliest sewing-machine patents in the United States reflect the inventors' efforts to solve the difficult task of leather stitching, and, although machines were used to a limited extent in

stitching some parts of the shoe in the early and mid-1850s, it was not until 1858 that a machine was invented that could stitch the sole to the inner sole and to the upper part of the shoe. This was the invention of Lyman R. Blake and was patented by him on July 8, 1858; the patent model is shown in figure 55. Blake formed a chainstitch by using a hooked needle, which descended from above, to draw a thread through the supporting arm. Serving as the machine's bedplate, the arm was shaped to accommodate the stitching of all the parts of the shoe.



Figure 56.—Harris' patent thread cutter, 1872. (Smith 6397.)



Figure 57.—West's patent thread cutter, 1874. (Smith

63100.)



Figure 58.—Karr's patent needle threader, 1871. (Smith 63101.)

The increased number of shoes required by the Army during the Civil War spurred the use of the sewing machine in their manufacture. The first “machine sewed bootees” were purchased by the Army in 1861. Inventors continued their efforts; the most prominent of these was Gordon McKay, who worked on an improvement of the Blake machine with Robert Mathies in 1862 and then with Blake in 1864. Reportedly, the Government at first preferred the machine-stitched shoes as they lasted eight times longer than those stitched by hand; during the war the Army purchased 473,000 pairs, but in 1871 the Quartermaster General wrote:

No complaints regarding the quality of these shoes were received up to February 1867 when a Board of Survey, which convened at Hart's Island, New York Harbor reported upon the

inferior quality of certain machine sewed bootees of the McKay patent, issued to the enlisted men at that post. The acting Quartermaster General, Col. D. H. Rucker, April 10, 1867, addressed a letter to all the officers in charge of depots, with instructions not to issue any more of the shoes in question, but to report to this office the quantity remaining in store. From these reports it appears that there were in store at that time 362,012 pairs M. S. Bootees, all of which were ordered to be, and have since been sold at public auction.^[81]

The exact complaint against the shoes was not recorded. Possibly the entire shoe was stitched by machine. It was found that although machine-stitched shoes were more durable in some respects and the upper parts of most shoes continued to be machine stitched, pegged soles for the more durable varieties remained the fashion for a decade or more, as did custom hand-stitched shoes for those who could afford them.

OTHER USES

The use of sewing machines in all types of manufacturing that required stitching of any type continued to grow each year. While the principal purpose for which they were utilized continued to be the manufacture of clothing items, by the year 1900 they were also used for awnings, tents,

and sails; cloth bags; bookbinding and related book manufacture; flags and banners; pocketbooks, trunks, and valises; saddlery and harnesses; mattresses; umbrellas; linen and rubber belting and hose; to the aggregate sum of nearly a billion dollars—\$979,988,413.^[82]

SEWING-MACHINE ATTACHMENTS

The growing popularity of the sewing machine offered still another boost to the economy—the development of many minor, related manufacturing industries. The repetitive need for machine needles, the development of various types of attachments to simplify the many sewing tasks, and the ever-increasing need for more and better sewing thread—the sewing machine consumed from two to five times as much thread as stitching by hand—created new manufacturing establishments and new jobs.




Figure 59.—Shank's patent bobbin winder, 1870. (Smithsonian photo P-6398.)

Figure 60.—S
1853. (Smiths



Figure 61.—
embroiderer,
photo P-6399.

Figure 61.—Spoul's patent braid guide, 1871. (Smithsonian photo P-63102.)



Figure 63.—Harris' patent buttonhole attachment, photo P-63103.)

The method of manufacturing machine needles did not differ appreciably from the method used in making the common sewing needle, but the latter had never become an important permanent industry in the United States. Since the manufacture of practical sewing machines was essentially an American development and the eye-pointed needle a vital component of the machine, it followed that

the manufacture of needles would also develop here. Although such a manufacture was established in 1852,^[83] foreign imports still supplied much of the need in the 1870s. As more highly specialized stitching machines were developed, an ever-increasing variety of needles was required, and the industry grew.



Figure 64.—The treadle of the machine was also used to play music. George D. Garvie and George Wood received a patent on Nov. 21, 1882, for “a cover for a sewing machine]

musical instrument and means for transmitting motion from the sewing machine to the operating parts of the musical instrument. Although no patent model was submitted by the inventor, a "Sewing Machine Cover" was offered for sale as early as 1851, as shown by this advertisement that appeared in *The New York Times* that month. (Smithsonian photo 57983.)

Soon after the sewing machine was commercially successful, special attachments for it were invented and manufactured. These ranged from the simplest devices for cutting thread to complicated ones for making buttonholes (see figs. 56 through 66).



Figure 65.—This fanning attachment was commercially marketed by James Morrison & Co. in the early 1870s; it sold for \$10, as stated in the advertising brochure from which this illustration was copied. Other inventors also patented similar implements (see photo 45513.)

The first patent for an attachment was issued in 1853 to Harry Sweet for a binder, used to stitch a special binding edge to the fabric. Other related attachments followed; among these were the hemmer which was similar to the binder, but turned the edge of the same piece of fabric to

itself as the stitching was performed. Guides for stitching braid in any pattern, as directed by the movement of the goods below, were also developed; this was followed by the embroiderer, an elaborate form of braider. The first machine to stitch buttonholes was patented in 1854 and the first buttonhole attachment in 1856, but the latter was not practical until improvements were made in the late 1860s. Special devices for refilling the bobbins were invented and patented as early as 1862, and the popularity of tucked and ruffled garments inspired inventors to provide sewing-machine attachments for these purposes also. To keep the seamstress cool, C. D. Stewart patented an attachment for fanning the operator by an action derived from the treadle (fig. 65). While electric sewing machines did not become common until the 20th century, several 19th-century inventors considered the possibility of attaching a type of motor to the machine. One was the 1871 patent of Solomon Jones, who added an “electro motor” to an 1865 Bartlett machine (fig. 66). The attachments that were developed during the latter part of the 19th century numbered in the thousands; many of these were superfluous. Most of the basic ones in use today were developed by the 1880s and remain almost unchanged. Even the recently popular home zigzag machine, an outgrowth of the buttonhole machine, was in commercial use by the 1870s.



Figure 66.—Jones “electro motor” patent model of 18 sewing machine. (Smithsonian photo P-63104.)

Sewing-machine improvements have been made from time to time. Like other mechanical items the machine has become increasingly automatic, but the basic principles remain the same. One of the more recent developments, patented^[84] in 1933 by Valentine Naftali et al., is for a manufacturing machine that imitates hand stitching. This machine uses a two-pointed “floating needle” that is passed completely through the fabric—the very idea that was attempted over one hundred years ago. The machine is currently used by commercial manufacturers to produce decorative edge-stitching that very closely resembles hand stitching.

THREAD FOR THE MACHINE

The need for a good thread durable enough to withstand the action of machine stitching first created a problem and ultimately another new industry in this country. When the sewing machine was first developed the inventors necessarily had to use the sewing thread that was available. But, although the contemporary thread was quite suitable for hand sewing, it did not lend itself to the



Figure 67.—Six-cord cabled thread.

requirements of the machine. Cotton thread, then more commonly a three-ply variety, had a glazed finish and was wiry. Silk thread frequently broke owing to abrasion at the needle eye. For the most part linen thread was too coarse, or the fine variety was too expensive. All of the thread had imperfections that went unnoticed in the hands of a seamstress, but caused havoc in a machine. Quality silk thread that would withstand the rigors of machine stitching could be produced, but it was quite expensive also. A new type of inexpensive thread was needed; the obvious answer lay in improving the cotton thread.^[85]

In addition to the popular three-ply variety, cotton thread was also made by twisting together either two single yarns or more than three yarns. Increasing the number of yarns produced a more cylindrical thread. The earliest record of a six-ply cotton thread was about 1840.^[86] And in 1850 C. E. Bennett of Portsmouth, New Hampshire, received a gold medal for superior six-cord, or six-ply, spool cotton at the Fair of the American Institute. But the thread was still wiry and far from satisfactory. By the mid-1860s the demonstrated need for thread manufacturers in America brought George A. Clark and William Clark, third generation cotton-thread manufacturers of Paisley, Scotland, to Newark, New Jersey, where they built a large mill. George Clark decided that a thread having both a softer finish and a different construction was needed. He

produced a six-cord cabled thread, made up of three two-ply yarns (see fig. 67). The thread was called “Clark’s ‘Our New Thread,’” which was later shortened to O.N.T. The basic machine-thread problem was solved. When other manufacturers used the six-cord cabled construction they referred to their thread as “Best Six-Cord”^[87] or “Superior Six-Cord”^[88] to distinguish it from the earlier variety made up of six single yarns in a simple twist. Another new side industry of the sewing machine was successfully established.

MANUFACTURE AND EXPORT, TO 1900

Sewing machines were a commodity in themselves, both at home and abroad. In 1850, there were no establishments exclusively devoted to the manufacture of sewing machines, the few constructed were made in small machine shops. The industry, however, experienced a very rapid growth during the next ten years. By 1860 there were 74 factories in 12 States,^[89] mainly in the East and Midwest,^[90] producing over 111,000 sewing machines a year. In addition, there were 14 factories that produced sewing-machine cases and attachments. The yearly value of these products was approximately four and a half million dollars, of which the amount exported in 1861 was \$61,000. Although the number of sewing-machine factories dropped from 74 in 1860 to 69 by 1870, the

value of the machines produced increased to almost sixteen million dollars.

The number of sewing-machine companies fluctuated greatly from year to year as many attempted to enter this new field of manufacture. Some were not able to make a commercial success of their products. The Civil War did not seem to be an important factor in the number of companies in business in the North. Although one manufacturer ceased operations in Richmond, Virginia, and a Vermont firm converted to arms manufacture, several companies began operations during the war years. Of the 69 firms in business in 1870, only part had been in business since 1860 or before; some were quite new as a result of the expiration of the Howe patent renewal in 1867.

Probably due to the termination of many of the major patents, there were 124 factories in 1880, but the yearly product value remained at sixteen million dollars. The 1890 census reports only 66 factories with a yearly production of a little less than the earlier decade. But by 1900, the yearly production of a like number of factories had reached a value of over twenty-one million, of which four and a half million dollars worth were exported annually. The total value of American sewing machines exported from 1860 to 1900 was approximately ninety million dollars. The manufacture of sewing machines

made a significant contribution to the economic development of 19th-century America.

FOOTNOTES:

Eighth Census, 1860, Manufactures, Clothing (United States Census Office, published Government Printing Office: Washington, D.C., 1865).

Eighty Years of Progress of the United States (New York, 1861), vol. 2, pp. 413-429.

George Gifford, "Argument of [George] Gifford in Favor of the Howe Application for Extension of Patent" (New York: United States Patent Office, 1860).

Op. cit. (footnote 34).

Eighth Census, 1860, Manufactures (United States Census Office, published Government Printing Office: Washington, D.C., 1865), "Women's Ready-Made Clothing," p. 83.

Ibid., p. 64.

National Archives, Record Group 92, Office of the Quartermaster General, Clothing Book, Letters Sent, volume 17.

The author wishes to acknowledge the valuable help of Mr. Donald Kloster of the Smithsonian Institution's Division of Military History for the preceding four references and related information.

Letter of Nov. 4, 1871, to Col. Theo. A. Dodge, USA (Ret.), Boston, from Quartermaster General M. C. Meigs, in the National Archives, Record Group 92, Quartermaster General's

Office, Letters Sent, Clothing Supplies, 1871.

Twelfth Census of the United States, 1900, vol. 10, *Manufactures*, Part 4, Special Reports on Selected Industries (United States Census Office, Washington, D.C., 1902).

Charles M. Karch, "Needles: Historical and Descriptive," in *Twelfth Census of the United States, 1900*, vol. 10, *Manufactures*, Part 4, Special Reports on Selected Industries (United States Census Office: Washington, D.C., 1902), pp. 429-432.

U.S. patent 1,931,447, issued to Valentine Naftali, Henry Naftali, and Rudolph Naftali, Oct. 17, 1933. The Naftali machines are manufactured by the American Machine and Foundry Company and are called AMF Stitching Machines.

See Appendix V, p. 135, "A Brief History of Cotton Thread."

The Story of Cotton Thread (New York, The Spool Cotton Company, 1933).

J. and P. Coats spool cotton.

Willimantic spool cotton.

New Hampshire, Vermont, Massachusetts, Rhode Island, Connecticut, New York, Pennsylvania, Delaware, Ohio, Indiana, Illinois, Kentucky. *Eighth Census, 1860, Manufactures* (United States Census Office, published by Government Printing Office: Washington, D.C., 1865.)

Sewing-machine manufacture in the South was just beginning to blossom when it was curtailed by the outbreak of the Civil War. See Lester sewing machine, figure 109 on page 102.

II. American Sewing-Machine Companies of the 19th Century

During the latter half of the 19th century, there was a total of two hundred or more sewing-machine companies in the United States. Although a great many manufacturing-type machines were sold, this business was carried on by relatively few companies and most were primarily concerned with the family-type machines. A representative number of these family machines together with information concerning both the company and serial-number dating are found in figures 68 through 132. A great many of the companies were licensed by the "Combination," but, in addition, some companies were constructing machines that did not infringe the patents, other companies infringed the patents but managed to avoid legal action, and there were numerous companies that mushroomed into existence after the "Combination" was dissolved in 1877. Most of the latter were very short-lived. It is difficult to establish the exact dates of some of these companies as many of their records were incomplete or have since disappeared; even a great many of the "Combination" records were lost by fire. A summary of the existing records kept by the "Combination" is given in figure 37.

As will be noted in the subsequent listing, only a small percentage of the companies were in business for a period

longer than ten years; of those that continued longer, all but a few had disappeared by 1910. Today there are about sixty United States sewing-machine companies. Most of them manufacture highly specialized sewing machines used for specific types of commercial work; only a few produce family or home-style machines. Foreign competition has increased, and the high cost of skilled labor in this country has made competition in this consumer-product field increasingly difficult. The countless varieties of American family sewing machines, so evident in the 19th century, have passed away.

<i>Sewing Machine</i>	<i>Manufacturer or Company</i>	<i>First Made or Earliest Record</i>	<i>Discovered or Re-</i>
Aetna	Aetna Sewing Machine Co., Lowell, Mass.	ca. 1867	ca.
Aiken and Felthousen	——, Ithaca, N.Y.	ca. 1855	be.
Alsop	——	—	ca.
American	American Sewing Machine Co.	1854	—
American Buttonhole, Overseaming	American Buttonhole, Overseaming	1869	ca.

and Sewing Machine (fig. 68)	and Sewing Machine Co., Philadelphia, Pa.		
Later New American (fig. 69)	American Sewing Machine Co., Philadelphia, Pa.	ca. 1874	ca.
American Magnetic (fig. 70)	American Magnetic Sewing Machine Company, Ithaca, N.Y.	1853	18
Atlantic (fig. 71)	—	1869	ca.
Atwater (fig. 87)	—	1857	ca.
Avery	Avery Sewing Machine Co., New York, N.Y.	1852	18
Avery	Avery Manufacturing Co., New York, N.Y.	1875	18
A. Bartholf Manfr. Blodgett & Lerow patent	A. Bartholf, manufacturer, New York, N.Y.	ca. 1850	18

	1849 (<i>see also</i>)			
A. Bartholf Manfr.	Howe's patent, 1846 (fig. 72)	A. Bartholf, manufacturer, New York, N.Y.	1853	ca.
Bartholf		A. Bartholf, manufacturer	1857	18
		Bartholf Sewing Machine Co.	1859	ca.
Bartlett (fig. 73)		Goodspeed & Wyman	1866	ca.
		Bartlett Sewing Machine Co., New York, N.Y.	ca. 1870	18
Baker		—	—	be
Bartram & Fanton (fig. 74)		Bartram & Fanton Mfg. Co., Danbury, Conn.	1867	18
Bay State		—	—	be
Beckwith (fig. 75)		Barlow & Son, New York, N.Y.	1871	18
		Beckwith Sewing Machine Co., New York, N.Y.	1872	ca.
Blees		Blees Sewing	1870	18

	Machine Co.		
Blodgett & Lerow	O. Phelps, Boston, Mass.	1849	18
(fig. 21)	Goddard, Rice & Co., Worcester, Mass.	1849	18
(fig. 20)	A. Bartholf, manufacturer, New York, N.Y.	1849	18
Bond	—	—	be
Boston	J. F. Paul & Co., Boston, Mass.	1880	—
Later New Boston	Boston Sewing Machine Co., Boston, Mass.	—	aft
Boudoir (fig. 76)	Daniel Harris, inventor and patentee Manufacturer— several	1857	ca.
Bradford & Barber	Bradford & Barber, manufacturers, Boston, Mass.	1860	18
Brattleboro	Samuel Barker and Thomas White,	ca. 1858	18

Buckeye	Brattleboro, Vt. Wilson [W.G.] Sewing Machine Company, Cleveland, Ohio	ca. 1867	ca.
Later New Buckeye (fig. 77) (see Wilson)			
Buell, "E. T. Lathbury's Patent"	A. B. Buell, Westmoreland, New York	ca. 1860	—
Burnet & Broderick	Burnet, Broderick and Co.	1859	ca.
Centennial (fig. 78)	Centennial Sewing Machine Co. (see McLean and Hooper), Philadelphia, Pa.	1873	18
Chamberlain	Woolridge, Keene and Moore, Lynn, Mass.	1853	ca.
Chicago Singer	Scates, Tryber & Sweetland Mfg. Co., Chicago, Ill.	1879	18
Later Chicago	Chicago Sewing	1882	ca.

Chicopee (<i>see</i> Shaw & Clark)	Machine Co.		
Clark (fig. 42)	D. W. Clark, Bridgeport, Conn.	ca. 1858	aft
Clark's Revolving Looper [double thread] (fig. 79) (<i>see</i> Windsor)	Lamson, Goodnow & Yale, Windsor, Vt.	1859	18
Clinton	Clinton Brothers, Ithaca, N.Y.	ca. 1861	ca.
Companion	Thurston Mfg. Co., Marlboro, N.H.	1882	—
Crown (<i>see</i> Florence)	Florence Sewing Machine Co., Florence, Mass.	1879	aft
Dauntless (later New Dauntless)	Dauntless Mfg. Co., Norwalk, Ohio	1877	aft
Davis	J.A. Davis, New York, N.Y.	ca. 1860	—
Davis Vertical Feed	Davis Sewing Machine Co., Watertown,	1869	aft

Davis Vertical Feed and Rotary Shuttle	N.Y. Davis Sewing Machine Co., Dayton, Ohio	after 1886	19
Decker (<i>also</i> The Princess)	Decker Mfg. Co., Detroit, Mich.	—	be
Demorest	Demorest Mfg. Co (formerly N.Y. Sewing Machine Co.)	1882	19
Diamond (formerly Sigwalt)	Sigwalt Sewing Machine Co., Chicago, Ill.	1880	—
Domestic	Wm. A. Mack & Co. and N. S. Perkins, Norwalk, Ohio	1864	18
Domestic	Domestic Sewing Machine Co., Norwalk, Ohio, acquired by White Sewing Machine Co. in 1924 and	1869	[A]

		maintained as a subsidiary at Cleveland, Ohio.		
Dorcas		John P. Bowker, Boston, Mass.	1853	18
Du Laney (fig. 80)	Also called Little Monitor (<i>see</i>)			
Durgin		Charles A. Durgin, New York, N.Y.	1853	aft
Eldredge		Eldredge Sewing Machine Co., Chicago, Ill.	1869	18
Elliptic				
Sloat's Elliptic		George B. Sloat and Co., Philadelphia, Pa.	ca. 1858	ca.
Sloat's Elliptic		Union Sewing Machine Co., Richmond, Va.	1860	18
Elliptic		Wheeler & Wilson Mfg. Co.	1861	ca.
		Elliptic Sewing	1867	be

Empire (fig. 86)	Machine Co., N.Y., N.Y. Empire Sewing Machine Co., Boston, Mass.	ca. 1860	18
Later Remington- Empire			
Empress	Manufactured on order through Jerome B. Secor, Bridgeport, Conn.	1877	—
Estey	Estey Sewing Machine Co.	ca. 1880	18
Estey, Fuller- Model	Brattleboro Sewing Machine Co., Brattleboro, Vt.	1883	aft
Eureka (fig. 81)	Eureka Shuttle Sewing New York, N.Y.	1859	—
Excelsior	Excelsior Sewing Machine Co., New York, N.Y.	1854	18
Fairy (figs. 51, 52)	Madame Demorest, New York, N.Y.	1863	ca.

Finkle, M. (fig. 82)	M. Finkle, Boston, Mass.	1856	ca.
Finkle & Lyon Later Victor	Finkle & Lyon Sewing Machine Co., Boston, Mass.	ca. 1859	18
First and Frost	First and Frost, New York, N.Y.	ca. 1859	ca.
Florence (fig. 83) Later Crown	Florence Sewing Machine Co., Florence, Mass.	ca. 1860	aft
Folsom (see Globe and New England)	Folsom, J. G., Winchendon, Mass.	1865	ca.
Fosket and Savage	Fosket and Savage, Meriden, Conn.	1858	18
Foxboro	Foxboro Rotary Shuttle Co., Foxboro, Mass.	ca. 1882	—
Franklin	Franklin Sewing Machine Co., Mason Village, N.H.	1871	18
Free	Free Sewing Machine Co.,	1898	[A]

Gardner	Chicago and Rockford, Ill. C. R. Gardner, Detroit, Mich.	1856	—
Globe (figs. 84, 85)	J. G. Folsom, Winchendon, Mass.	1865	18
Gold Medal (chainstitch)	Gold Medal Sewing Machine Co., Orange, Mass.	1863	18
Gold Medal (running stitch)	—	1863	ca.
Gold Hibbard	Hibbard, B. S., & Co.	1875	—
Goodbody (sewing shears)	Goodbody Sewing Machine Co., Bridgeport, Conn.	1880	ca.
Goodes	Rex & Bockius, Philadelphia, Pa.	ca. 1876	be
Goodrich	H. B. Goodrich, Chicago, Ill.	ca. 1880	ca.
Grant Brothers (fig. 90)	Grant Bros. & Co., Philadelphia,	1867	ca.

Greenman and True (fig. 91)	Greenman and True Mfg. Co. Norwich, Conn.	1859	18
Green Mountain	Morse and True —	1860 ca. 1860	18 —
Griswold Variety	L. Griswold, New York, N.Y.	ca. 1886	ca.
Grover and Baker (figs. 34-36, 92)	Grover and Baker Sewing Machine Co., Boston, Mass.	1851	18
Hancock (figs. 93, 94)	—	1868	be
Heberling Running Stitch	John Heberling	1878	ca.
Herron's Patent (fig. 95)	—	1857	—
Higby	Higby Sewing Machine Co., Brattleboro, Vt.	ca. 1882	aft
Later Acme			
Home Home Shuttle	Johnson, Clark & Co., Orange, Mass.	1869	aft
Homestead	—	ca. 1881	—
Household	Providence Tool	1880	ca.

	Co., Providence, R.I.		
	Household Sewing Machine Co.	ca. 1885	19
Howe (figs. 96, 97)	Howe Sewing Machine Co., New York, N.Y.	1853	18
	(company of A. B. Howe sold to Howe Machine Co.)		
Howe (fig. 98)	Howe Machine Co., Bridgeport, Conn.	1867	18
Howe's Improved Patent (fig. 107)	Nichols and Bliss, Boston, Mass.	1852	18
	J. B. Nichols & Co.	1853	18
which became Leavitt	Nichols, Leavitt & Co., Boston, Mass.	1854	18
N. Hunt, which became Hunt and Webster	N. Hunt & Co., Boston, Mass.	1853	18
	Hunt and Webster,	1854	18

(figs. 99, 100) Eater Ladd and Webster (<i>see</i>)	Boston, Mass.		
Improved Common Sense (fig. 102)	—	ca. 1870	—
Independent Noiseless	Independent Sewing Machine Co., Binghamton, N.Y.	1873	—
Jennie June	June Mfg. Co., Chicago, Ill. Later Belvidere, Ill.	1881	18
Jewel	Jewel Mfg. Co., Toledo, Ohio	1884	aft
Johnson (fig. 103)	Emery, Houghton & Co., Boston, Mass.	1856	aft
Keystone	Keystone Sewing Machine Co.	before 1872	ca.
Ladd & Webster (fig. 101)	Ladd, Webster & Co., Boston, Mass.	1858	ca.

Ladies Companion (fig. 115) (see Pratt's Patent)	—	1858	ca.
“Lady” (fig. 104)	—	1859	—
Landfear's Patent (fig. 105)	Parkers, Snow, Brooks & Co., West Meriden, Conn.	1857	—
Langdon	L.W. Langdon	1856	—
Lathrop (fig. 106)	Lathrop Combination Sewing Machine Co.	1873	—
Leader	Leader Sewing Machine Co., Springfield, Mass.	1882	—
Leavitt (fig. 108)	Nichols, Leavitt & Co., Boston, Mass.	1855	18
	Leavitt & Co.	1857	ca.
	Leavitt Sewing Machine Co.	ca. 1865	18
Leslie Revolving Shuttle	Leslie Sewing Machine Co.,	1881	—

Lester (fig. 109)	Cleveland, Ohio J.H. Lester, Brooklyn, N.Y. Lester Mfg. Co., Richmond, Va.	ca. 1858	earl
	Union Sewing Machine Co., Richmond, Va.	early 1860	lat
		late 1860	18
Little Gem	—	—	ca.
Little Giant	Domestic Sewing Machine Co., Norwalk, Ohio	ca. 1882	—
Little Monitor (not associated with Monitor)	G.L. Du Laney, Brooklyn, N.Y.	ca. 1866	aft
Love	Love Mfg. Co., Pittsburgh, Pa.	1885	aft
Lyon	Lyon Sewing Machine Co.	1879	ca.
Macauley	Thos. A. Macauley Mfg., New York, N.Y.	before 1879	—
Manhattan	Manhattan Sewing Machine Co.	ca. 1868	ca.
McKay	McKay Sewing Machine Assoc.	1870	18
McLean and	B. W. Lacy & Co.,	ca. 1869	ca.

Hooper	Philadelphia, Pa. (<i>see</i> Centennial)		
Meyers	J. M. Meyers	1859	—
Miller's Patent	—	1853	—
Monitor (fig. 88)	Shaw & Clark Sewing Machine Co., Biddeford, Me.	1860	18
Moore	Moore Sewing Machine Co.	ca. 1860	—
Morey & Johnson (fig. 18)	Safford & Williams Makers, Boston, Mass.	1849	ca.
Morrison	Morrison, Wilkinson & Co., Hartford, Conn.	1881	—
Mower	—	ca. 1863	—
National	Johnson, Clark & Co., Orange, Mass.	1874	—
National (also sold under	National Sewing Machine Co.	1890	19

distributor's name)	(consolidation of the June and Eldredge Companies), Belyidere, Ill.		
Ne Plus Ultra (fig. 110)	O. L. Reynolds Manufacturing Co., Dover, N.H.	1857	—
Nettleton & Raymond (fig. 111)	Nettleton & Raymond, Brattleboro, Vt.	ca. 1857	—
New England (figs. 112, 113)	Charles Raymond (also by:	ca. 1859	18
	Grout & White, Orange, Mass.;	1862	18
	William Grout, Winchendon, Mass.;	1863	—
	and J. G. Folsom, Winchendon, Mass.)	1865	18
Newell	—	1881	—
New Fairbanks	J. H. Drew & Co.	1878	18
	Thomas M. Cochrane Co., Belleville, Ill.	1880	—

New Home	New Home Sewing Machine Co., Orange, Mass. (in 1928 became affiliated with Free Sewing Machine Co.)	1876	[A]
New York	——, New York, N.Y.	ca. 1855	ca.
New York Shuttle	N.Y. Sewing Machine Co., New York, N.Y. (later Demorest Mfg. Co.)	before 1880	18
Noble	Noble Sewing Machine Co., Erie, Pa.	before 1881	aft
Novelty	C. A. French, Boston, Mass.	1869	—
Old Dominion	Old Dominion Sewing Machine Co., Richmond, Va.	ca. 1858	18
Pardox	——	ca. 1865	—

Parham	Parham Sewing Machine Co., Philadelphia, Pa.	ca. 1869	ca.
Parker	Charles Parker Co., Meriden, Conn. Later Parker Sewing Machine Co.	before 1860	aft
Pearl Philadelphia	—— Bennett Philadelphia Sewing Machine Co., Philadelphia, Pa.	ca. 1859 ca. 1872	— ca.
Post Combination	Post Combination Sewing Machine Co., Washington, D.C.	before 1885	aft
Pratt's Patent (fig. 114) Later Ladies Companion	——	1857	ca.

Queen	Dauntless Mfg Co., Norwalk, Ohio	ca. 1881	—
Quaker City (fig. 116)	Quaker City Sewing Machine Co., Philadelphia, Pa.	1859	ca.
Remington Empire Later Remington	Remington Empire Sewing Machine Co. E. Remington & Sons, Philadelphia, Pa.	1870 1873	18 ca.
Robertson (dolphin & cherub) (figs. 40, 41)	T. W. Robertson, New York, N.Y.	1855	aft
Robinson	F. R. Robinson, Boston, Mass.	1853	ca.
Robinson's patent sewing machine with Roper's improvement (fig. 117)	Howard & Davis, Boston, Mass.	1855	—
Later Robinson	same	1856	be

and Roper
(fig. 118)

Royal St. John (formerly St. John)	Royal Sewing Machine Co., Springfield, Ohio (later Free Co.)	ca. 1883	18
Ruddick	——	ca. 1860	—
Secor	Secor Machine Co., Bridgeport, Conn.	1870	18
Sewing Shears (Hendrick's patent) (fig. 43)	Nettleton & Raymond, Bristol, Conn.	ca. 1859	—
Sewing Shears	American Hand Sewing Machine Co., Bridgeport, Conn.	ca. 1884	ca.
Shaw & Clark	Shaw & Clark Co., Biddeford, Me.	ca. 1857	18
Running Stitch Machine (fig. 53)			
Chainstitch Machine			

(fig. 119)				
Chainstitch Machine (fig. 120)	Shaw & Clark Co., Chicopee Falls, Mass.	1867	18	
	Chicopee Sewing Machine Co., Chicopee Falls, Mass.	1868	ca	
Sigwalt	Sigwalt Sewing Machine Co., Chicago, Ill.	ca. 1879	—	
Singer (figs. 28, 29, 30, 32, 33, 121, 122)	I. M. Singer & Co. (later Singer Mfg. Co.). Moved from Boston to New York to Elizabethport, N.J. (factory).	1851	[A]	
Springfield	Springfield Sewing Machine Co., Springfield, Mass.	1880	—	
Standard (chainstitch)	—	1870	—	

(fig. 123) Standard (shuttle)	Standard Shuttle Sewing Machine Co., New York, N.Y.	1874	ca.
Standard	Standard Sewing Machine Co., Cleveland, Ohio (acquired by Singer Co.)	1884	ca.
Stewart	Henry Stewart & Co., N.Y., N.Y.	1874	18
Later New Stewart	Stewart Mfg Co.	1880	ca.
St. John (later Royal St. John)	St. John Sewing Machine Co., Springfield, O.	1870	ca.
Taggart & Farr (figs. 124, 125)	Taggart & Farr, Philadelphia, Pa.	1858	—
Thompson	C. F. Thompson Co.	1871	18
	T. C. Thompson, Ithaca, N.Y.	ca. 1854	—
Union	Johnson, Clark & Co., Orange, Mass.	1876	—

Victor	Finkle & Lyon Mfg. Co.	1867	ca.
	Victor Sewing Machine Co., Middletown, Conn.	ca. 1872	ca.
Wardwell	Wardwell Mfg. Co., St. Louis, Mo.	ca. 1876	18
Watson (fig. 126)	Jones & Lee	1850	ca.
	Watson & Wooster, Bristol, Conn.	ca. 1853	ca.
Waterbury	Waterbury Co., Waterbury, Conn.	1853	ca.
Weed	T. E. Weed & Co. (became Whitney & Lyons)	1854	—
Weed	Weed Sewing Machine Co. (reorganized from Whitney & Lyons), Hartford, Conn.	1865	—
Family		1867	—

Favorite Manu.		1868	—
Favorite General		1872	—
Favorite Hartford		1881	ca.
Wesson	Farmer & Gardner Manufacturing Co.	1879	18
	D. B. Wesson Sewing Machine Co., Springfield, Mass.	1880	—
West & Willson (fig. 127)	West & Willson Co., Elyria, Ohio	1858	—
A. B. Wilson (fig. 23)	E. E. Lee & Co., New York, N.Y.	1851	18
A. B. Wilson's patent seaming lathe	Wheeler, Wilson, Co., Watertown, N.Y.	late 1851	18
Later Wheeler and Wilson (fig. 26, 27, 128,	Wheeler & Wilson Mfg.Co., Bridgeport, Conn.	1856	19

	Singer Co., Bridgeport, Conn.	1905	19
White (fig. 130)	White Sewing Machine Co., Cleveland, Ohio	1876	[A]
Whitehill	Whitehill Mfg. Co., Milwaukee, Wis.	ca. 1875	aft
Whitney	Whitney Sewing Machine Co., Paterson, N.J.	ca. 1872	ca.
Whitney & Lyons	Whitney & Lyons (a machine based on the 1854 patent of T. E. Weed)	ca. 1859	ca.
Wickersham	Butterfield & Stevens Mfg. Co., Boston, Mass.	1853	—
Willcox & Gibbs (figs. 39, 131)	Willcox & Gibbs Sewing Machine Co., New York, N.Y.	1857	[A]

Williams & Orvis	Williams & Orvis Sewing Machine Co., Boston, Mass.	ca. 1859	aft
Wilson (fig. 89)	Wilson (W.G.) Sewing Machine Co., Cleveland, Ohio	ca. 1867	aft
(see Buckeye)			
Windsor (one thread)	Vermont Arms Co., Windsor, Vt.	1856	18
Windsor	Lamson, Goodnow & Yale, Windsor, Vt.	1859	18
(see Clark's Revolving Looper)			
Name Unknown	John W. Beane	1853	—
“	Henry Brind	1860	—
“	Garfield Sewing Machine Co.	1881	—
“	Geneva Sewing Machine Co.	1880	—
“	Gove & Howard	1855	—

“	Charles W. Howland, Wilmington, Del.	ca. 1860	—
“	Miles Greenwood & Co., Cincinnati, Ohio	ca. 1861	—
“	Hood, Batelle & Co.	1854	18
“	Wells & Haynes	1854	18
“	Wilson H. Smith, Birmingham, Conn.	ca. 1860	—




Figure 68.
—American
Buttonhole,
Overseaming &
Sewing Machine
of about 1870.
Using serial
numbers, these
machines can be
dated
approximately as
follows: 1-7792,
1869; 7793-
22366, 1870;

22367-42488, 1871; 42489-61419, 1872; 61420-75602,
1873; 75603-89132, 1874; 89133-103539, 1875; and
103540-121477, 1876. Figures are not available for the
years from 1877 to 1886. (Smithsonian photo 46953-E.)

Figure 69.—(New) American sewing machine of about
1874. Illustration is from a contemporary advertising
brochure. (Smithsonian photo 33507.)



Figure 70.—American Magnetic sewing machine, 1854. Machines of this type were manufactured for only two years under the patent of Thomas C. Thompson, March 29, 1853, and later under the patents of Samuel J. Parker, April 11, 1854, and Simon Coon, May 9, 1854. On September 30, 1853, Elias Howe listed receipts of \$1000 from the American Magnetic Sewing Machine Co. for patent infringement. The machines manufactured after that date carry the Howe name and 1846 patent date to show



proper licensing. Judging by Howe's usual license fee of \$25 per machine, about 40 machines were manufactured prior to September 1853. The company was reported to have made about 600 machines in 1854 before it went out of business. The only American Magnetic machine known to be in existence is in the collection of the Northern Indiana Historical Society at South Bend, Indiana. (*Photo courtesy of the Northern Indiana Historical Society.*)

Figure 71.—Atlantic sewing machine, 1869. This machine is typical of the many varieties manufactured for a very short time in the 1860s and 1870s. It is about the size of the average hand-turned variety, 8 by 10 inches, but lighter in weight. The frame design was the patent of L. Porter, May 11, 1869, and the mechanism was patented by Alonzo Porter, February 8, 1870. The latter patent model bears the painted legend "Atlantic" and is stamped "Aprl 1, 69," indicating that it was probably already in commercial production. This date possibly may refer also to L. Porter's design patent, since actual date of issue was usually later than date of application. (Smithsonian photo 48329-A.)





Figure 72.—A. Bartholf sewing machine, 1853. Abraham Bartholf of New York began manufacturing Blodgett & Lerow machines (see fig. 20) about 1850; the style and mechanics of these machines, however, were primarily



those of the Blodgett & Lerow patent as manufactured by O. C. Phelps and Goddard, Rice & Co. For this reason they are considered Blodgett & Lerow—not Bartholf—

machines.

The true Bartholf machine evolved when the manufacturer substituted Howe's reciprocating shuttle for the rotary shuttle of the Blodgett & Lerow machine, continuing to manufacture the machine in his own adapted style. Bartholf manufactured reciprocating-shuttle machines as early as 1853, and his was one of the first companies licensed by Howe.

All Bartholf machines licensed under Howe's patent carry the Howe name and patent date. They are sometimes mistakenly referred to as Howe machines, but they are no more Howe machines than those manufactured by Wheeler & Wilson, Singer, or many others.

On April 6, 1858, Bartholf was granted a patent for an improvement of the shuttle carrier. He continued to manufacture sewing machines under the name "Bartholf Sewing Machine Co." until about 1865.

Using serial numbers, Bartholf machines can be dated approximately as follows:

<i>Serial Number</i>	<i>Year</i>
1-20	1850
21-50	1851
51-100	1852

101-235	1853
236-290	
291-321	1855
322-356	1856
357-387	1857
388-590	1858
591-1337	1859

No record of the number of machines produced by Bartholf after 1859 is available.

The Bartholf machine illustrated bears the serial number 128 and the inscription “A. Bartholf Manfr., NY—Patented Sept. 1846 E. Howe, Jr.” This machine is in the collection of the Baltimore County Historical Society. Note the close similarity between it and the 1850 Blodgett & Lerow machine manufactured by Bartholf. (*Photo courtesy of the Baltimore County Historical Society.*)

Figure 73.—Bartlett sewing machine, 1867. The Bartlett machine was first manufactured in 1866 under the January 31, 1865, and October 10, 1865, patents of Joseph W. Bartlett. The machines were made by Goodspeed & Wyman for the Bartlett Co. and were so marked. The inventor received another patent on April 7, 1868, and later machines carry this third date also. Although the first few hundred machines did not bear the dates of patents



held by the
“Combination,”
before the end of
the first year of
production
Bartlett was
paying royalties.
He continued to
manufacture
sewing machines

until the early seventies when he converted to the manufacturing of street lamps.

Using serial numbers, Bartlett’s machines can be dated approximately as follows: 1-1000, 1866; 1001-3126, 1867; 3127-?, 1868. There is no record of serial numbers for the succeeding years. (Smithsonian photo 45524-G.)

Figure 74.—Bartram & Fanton sewing machine, 1867. These machines were first manufactured in 1867 under the patents of W. B. Bartram, notably his patent of January 1, 1867. Three machines were exhibited at The Eleventh Exhibition of the Massachusetts Charitable Mechanics Association in 1869 where they were awarded a bronze medal.



They were compared favorably to the Willcox & Gibbs machine (see fig. 39), which they resembled.


Bartram received additional patents in the early

seventies and also manufactured lockstitch machines.

Using serial numbers, machines may be approximately dated as follows: 1-2958, 1867; 2959-3958, 1868; 3959-4958, 1869; 4959-5958, 1870; 5959-6962, 1871; 6963-7961, 1872; 7962-8961, 1873; and 8962-9211, 1874. (Smithsonian photo P63198.)

Figure 75.—Beckwith sewing machine, 1871. Among the inventors whose patent claims were “to produce a cheap and effective sewing machine” was William G. Beckwith. His machine was first manufactured by Barlow & Son, and it realized considerable success in the few years of its production. The earliest model was operated like a pair of scissors or with a cord and ring as illustrated. Beckwith

later added a




hand crank. The machine was purchased in Crewe, Cheshire, England; it is stamped "Pat. April 18, 71 by Wm. G. Beckwith, Foreign Pats. Secured, Barlow & Son Manuf. N.Y., [serial number] 706." By 1874 the machines were marked "Beckwith S.M. Co." and two

1872 patent dates were added.

Using serial numbers, machines may be dated approximately as follows: 1-3500, 1871; 3501-7500, 1872; 7501-12500, 1873; 12501-18000, 1874; 18001-23000, 1875; 23001-?, 1876. (Smithsonian photo 46953-C.)

Figure 76.—Boudoir sewing machine, 1858. This



machine, a single-thread, chainstitch model was based on the patents of Daniel Harris, dated June 9, 1857, June 16, 1857, and October 5, 1858. Manufactured primarily by

Bennett in Chicago in 1859, it also may have been produced in the East, although no manufacturer's name can be found.

In 1860, the Boudoir, also called Harris's Patent sewing machine, was exhibited at the Massachusetts Charitable Mechanics Association Exhibition where it won a silver medal for "its combination of parts, its beauty and simplicity, together with its ease of operation." At this time the machine was described as making a "double lock stitch" (another name for the double chainstitch). It was also described as having been before the public for some time and combining "the improvements of others for which the parties pay license." The machine head was positioned on the stand similarly to that of the West & Willson (fig. 127) and stitched from left to right.

It is not known exactly how many of these machines were made or how long they were in vogue. Manufacture, although probably ceasing in the 1860s, is known to have been discontinued before 1881, when a list of obsolete sewing machines was published in *The Sewing Machine News*. (Smithsonian photo P63199.)




Figure 77.

—(New)

Buckeye sewing machine of about 1875.

The Buckeye machine was one of several

manufactured by W. G. Wilson of Cleveland, Ohio.

It was licensed under Johnson's extended patent of

April 18, 1867. Although it was small and hand turned, it used two threads and a shuttle to form a lockstitch. The machine was sufficiently popular for Wilson to introduce an improved model in the early 1870s, which he called the New Buckeye. W. G. Wilson continued to manufacture

sewing machines until about the mid-eighties, although the Buckeye machines were discontinued in the seventies. (Smithsonian photo 45524-A.)




Figure 78.—Centennial sewing machine, 1876. The Centennial machine was basically a McLean and Hooper sewing machine which was renamed to take advantage of the coming Centennial celebration. It was based on the patents of J. N. McLean, March 30, 1869, and August 2, 1870, and made a two-thread chainstitch. Only about five

hundred Centennial machines were manufactured in 1873, but by 1876 over three thousand had been constructed. The machines were advertised on white circulars which were printed in red and blue, and engraved with two women sewing, one by hand, labeled "Sewing in 1776," and one at a Centennial sewing machine, labeled "Sewing in 1876." There is no record that the machines were made after 1876. (Smithsonian photo 48216-T.)



Figure 79.
—Clark's
Revolving-
Looper double-
thread sewing
machine, 1860.
This machine was
manufactured by
Lamson,
Goodnow, &
Yale of Windsor,
Vermont. It was
an attempt to
improve on the

combined ideas of the Grover and Baker machine, the Nettleton & Raymond machine, and the earlier single-thread Windsor machine. The improvements were made

and patented by Edwin Clark on December 6, 1859. Widely advertised, the machines sold for \$35 with a foot-power table. They could also be operated by hand. Over three thousand were manufactured and sold, and preparations were being made to continue manufacture of the earlier single-thread Windsor, originally made by the company's predecessor, Vermont Arms Co., when the Civil War broke out. A flood of arms orders arrived, and the sewing-machine manufacture was discontinued early in the summer of 1861. The sewing-machine equipment and business was sold to Grout & White of Massachusetts. (Smithsonian photo 48216.)

Figure 80.—Du Laney sewing machine of about 1872. Most of the small, simple, chainstitch sewing machines of this period were constructed so that they could either be turned by hand or set into a treadle-powered table. Du Laney's Little Monitor, manufactured for only a few years, was based on the patents of G.L. Du Laney, July 3, 1866, and May 2, 1871. It was a two-thread, chainstitch machine powered only by a foot treadle. By simple adjustment, the machine could also make the cablestitch and the lockstitch. (Smithsonian photo 48221-C.)



Figure 81.—Eureka sewing machine, 1859. An example of the many short-lived types of which no written record can be found, this particular machine was used as a patent model for certain minor improvements in 1859. It has the name “Eureka” painted on the top and the following



inscription
incised on the
baster plate:
“Eureka Shuttle
S. M. Co. 469
Broadway, N.Y.”
Although it is a
shuttle machine, it
carries no patent
dates and was not
included in the
Howe royalty
records. Neither
is it listed in the
obsolescence list

published in 1881. The company probably could not pay its royalty fees and was forced out of business almost immediately. If this machine had not been used as a patent model, no record of the company's existence might remain. It should be noted that as in most shuttle machines the head was meant to be set into a treadle-powered table. Since most tables are very similar, they are not required for identification. (Smithsonian photo 48328-C.)

Figure 82.—M. Finkle sewing machine, 1857. The M. Finkle machines were manufactured in 1856 and 1857.



Sometime before or about 1859, the inventor, Milton Finkle, formed a partnership and the machines were subsequently called M. Finkle & Lyon and later simply Finkle & Lyon. In 1859 the machine was

awarded a silver medal by the American Institute for producing superior manufacturing and family lockstitch sewing machines. It also won a silver medal in Boston in 1860 at the Massachusetts Charitable Mechanics Association Exhibition. Although the name of the machine was changed to Victor in 1867, the company name remained Finkle & Lyon until about 1872 when it was changed to Victor also. Victor machines were manufactured until about 1890.

Machines can be dated by their serial number approximately as follows:

<i>Serial Number</i>	<i>Year</i>
1-200	1856

201-450	1857
451-700	1858
701-950	1859
951-1500	1860
1501-3000	1861
3001-5000	1862
5001-7000	1863
7001-9000	1864
9001-11000	1865
11001-13000	1866
13001-15490	1867
15491-17490	1868
17491-18830	1869
18831-21250	1870
21251-28890	1871
28891-40790	1872
40791-48240	1873
48241-53530	1874
53531-59635	1875
59636-65385	1876

No estimates are available for the years 1877 to 1890.
(Smithsonian photo 48216-A.)



Figure 83.—Florence sewing machine. The Florence machine was based on the patents of Leander W. Langdon, whose first patent was obtained in 1855. Langdon sewing machines were manufactured by the inventor for a few years. It was his patent of March 20, 1860, that was the immediate forerunner of the Florence machine, whose name was derived from the city of manufacture, Florence, Massachusetts. The Howe royalty records of 1860 listed the Florence Sewing Machine Co. as one that took out a license that year. Langdon's patent of July 14, 1863, was incorporated into the machines manufactured after that date; however, the date is always incorrectly stamped "July 18, 1863." In 1865, the machine won a silver medal at the Tenth Exhibition of the Massachusetts Charitable Mechanics Association.

Over 100,000 Florence machines were manufactured by 1870. About 1880 the company changed the name of the machine to Crown. Improvements led to the name New Crown by 1885. About this time the right to use the name Florence for a sewing machine was purchased by a midwestern firm for an entirely different machine. In 1885 the Florence company began to manufacture lamp stoves and heating stoves and shortly thereafter they discontinued the manufacture of sewing machines.

Using the serial numbers, Florence machines can be dated approximately as follows:

<i>Serial Number</i>	<i>Year</i>
1-500	1860
501-2000	1861
2001-8000	1862
8001-20000	1863
20001-35000	1864
35001-50000	1865
50001-60000	1866
60001-70534	1867
70535-82534	1868
82535-96195	1869
96196-113855	1870
113856-129802	1871
129803-145592	1872
145593-154555	1873
154556-160072	1874
160073-164964	1875
164965-167942	1876

No record of the number of machines produced each year between 1877 and 1885 is available.

The machine shown here, serial number 49131, was manufactured in 1865. It is stamped with the following patent dates: “Oct. 30, 1855, Mar. 20, 1860, Jan. 22, 1861, and July 18, 1863” and the Wilson patent date “Nov. 12, 1850.” The machines from 1860-1863 are

marked with the early Langdon patents, excluding the 1863 one, and they have the additional patent dates of Howe and others: “Sept. 10, 1846, Nov. 12, 1850, Aug. 12, 1851, May 30, 1854, Dec. 19, 1854, Nov. 4, 1856.” (Smithsonian photo 45572-A.)



Figure 84. —Globe sewing machine. J. G. Folsom received two design patents in 1864, one on March 1 for a spool holder and one on May 17 for the basic style of the machine. Also in the same year, he was awarded a

mechanical patent for an adjustment in the lower looper that would accommodate a change in needle size. Using these patents, he manufactured a single-thread, chainstitch machine, the Globe. Folsom also exhibited his machines at the Tenth Exhibition of the Massachusetts Charitable Mechanics Association in 1865. The Globe attracted

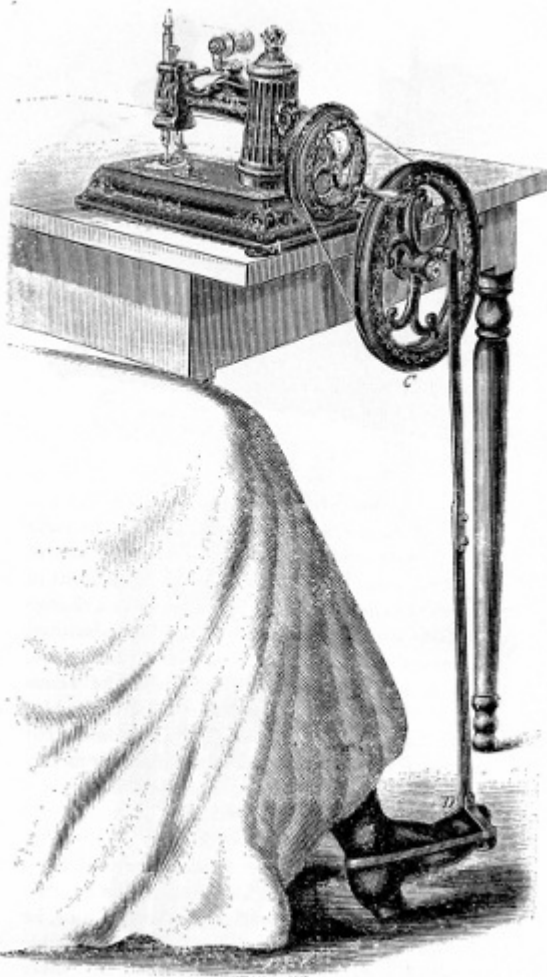
particular attention and was awarded a silver medal.

In 1866 Folsom devised a new treadle attachment for hand-operated machines; the invention was featured in *Scientific American*, volume 14, number 17, with a Globe machine. Folsom again exhibited at the Massachusetts Mechanics exhibition in 1869. In addition to an improved single-thread Globe, he also showed a double-thread, elastic-stitch (double chainstitch) machine for which he received a silver medal.

Folsom machines were manufactured until 1871; 280 machines were manufactured in that year.

The Globe sewing machine illustrated is stamped “J. G. Folsom, Maker, Winchendon, Mass. Patented April 28, 1863 [Ketchum’s patent], Mar. 1, 1864. May 17, 1864.” The machine was manufactured before November 1864 or it would include the patent for the lower loop adjustment. (Smithsonian photo 48216-H.)

Note: At least five sewing machines, those in figures 84 through 89, are similar enough in appearance to cause some confusion, because their basic design stems from a short pillar.



machine with
treadle attachment
as illustrated in
*Scientific
American*, April
21, 1866.
(Smithsonian
photo 48221-A.)

Figure 86.—Empire sewing machine, late 1860s. Although an Empire Sewing Machine Co. existed in New York in the 1860s (the predecessor of the Remington-Empire Co.),



it is not known whether this machine was manufactured by that same company, which was primarily concerned with producing shuttle machines. This chainstitch

machine is marked "Empire Co., Patented April 23, 1863," the date referring again to Ketchum's patent. It is very similar to Folsom's Globe, except that it has claw feet rather than a closed base; the painted designs on the base of both are almost identical to those on the Monitor. Its spool holder, mounted in reverse, is a crude imitation of the Folsom patent. The Empire machines were probably manufactured about the same time as the Wilson machine. *(Photo courtesy of The Henry Ford Museum and Greenfield Village, Dearborn, Michigan.)*

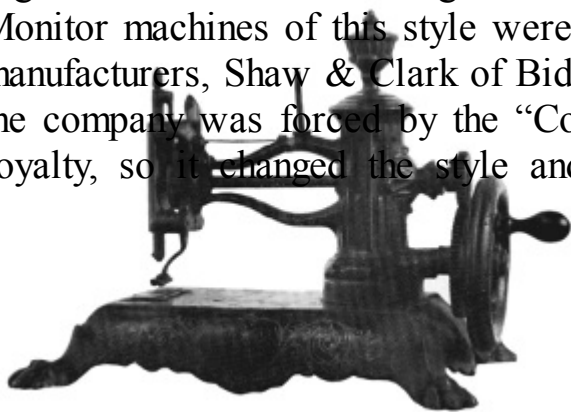
Figure 87.—Atwater sewing machine, 1858. Atwater machines, based on the patent of B. Atwater, issued May 5, 1857, were manufactured from 1857 to about 1860. The machine illustrated, which is designed to be operated by a



hand-turned wheel, has an upper forked dog feed, and its horizontally supported spool is directly over the stitching area. Like the others, it has a striated pillar and claw feet. The manufacturer is

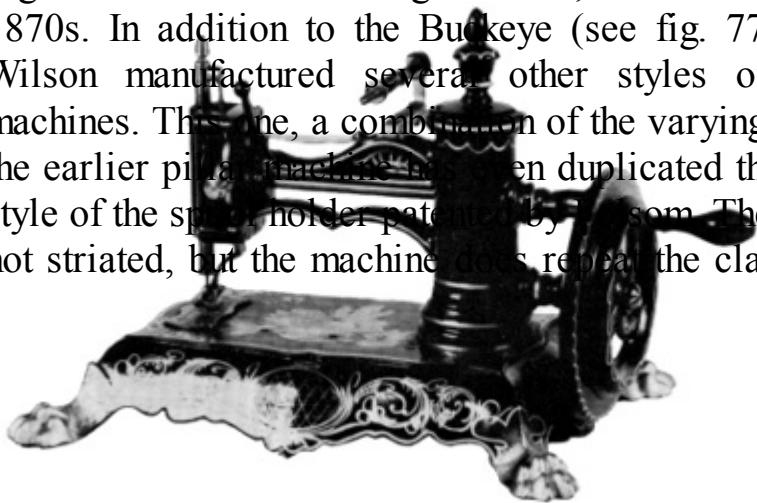
unknown. (Smithsonian photo P63200.)

Figure 88.—Monitor sewing machine, 1860-1866. The Monitor machines of this style were not marked by their manufacturers, Shaw & Clark of Biddeford, Maine. Later the company was forced by the “Combination” to pay a royalty, so it changed the style and began marking its machines with the company name and patent dates (see fig. 119 for copy of seal). The Monitor, which



employed the conventional vertical spindle to hold the spool of thread, had a top feed in the form of a walking presser. Its striated pillar was similar to that of the Atwater machine, and both featured the same claw feet and urn-like top. Unlike the Atwater, however, the Monitor had a double drive from the hand-turned wheel, which was grooved for operation with belt and treadle. (Smithsonian photo 33458.)


Figure 89.—Wilson sewing machine, late 1860s to early 1870s. In addition to the Buckeye (see fig. 77), W. G. Wilson manufactured several other styles of sewing machines. This one, a combination of the varying styles of the earlier pillar machines, has often duplicated the general style of the spin-holder patented by Wilson. The pillar is not striated, but the machine does repeat the claw feet of the



Atwater and Monitor machines. Wilson machines are usually marked “Wilson Sewing Mach. Manuf’g Co. Cleveland, Ohio, Ketchum’s Patent April 28, 1863.” The latter name and/or patent date are found on many of the

machines of this general construction. The patent is that issued to Stephen C. Ketchum for his method of converting rotary motion into reciprocal motion. (*Photo courtesy of The Henry Ford Museum and Greenfield Village, Dearborn, Michigan.*)

Figure 90.—Grant Brothers sewing machine, 1867. This machine was one of several styles that utilized Raymond's 1861 patented chainstitch method. This machine, however, used an under feed rather than a top feed.



Neither a name nor a date appears on the machine. In the June 25, 1907, issue of the *Sewing Machine*

Times it was called the Common Sense machine, but detailed research has turned up no evidence to substantiate this name. However, a dated brochure advertising the Grant Brothers machine and showing a model identical to that illustrated in the *Sewing Machine Times* has been found. The brochure states that the machine made an elastic lockstitch; this was not a true lockstitch, however,

but was in fact a simple chainstitch.

Grant Brothers sold their machine, which had silver-plated mountings, for \$18; the price included hemmer, Barnum's self-sewer, oilcan, screwdriver, clamp, gauge, and four silver needles. An additional charge of \$12 was made for a table and treadle. Compared to other chainstitch machines the price was high, and the company was short-lived. (Smithsonian photo 60794-E.)




Figure 91.
—Greenman and True sewing machine. This lockstitch machine based on S. H. Roper's patent of 1857 was manufactured at Norwich, Connecticut, from 1859 to 1861 by Cyrus B. True,

the inventor, and Jared F. Greenman, True's financial partner. Licensed by the "Combination" and carrying the Howe patent date, the machine had obvious merit: it was

strong, well made—a good family machine. Exhibited at the Ninth Exhibition of the Massachusetts Charitable Mechanics Association in September 1860, it received a bronze medal. (At this time the company was listed as Morse and True—the inventor had obviously taken on a second financial backer.) Unfortunately, the best market for the machine lay in the South, and the outbreak of the Civil War made collections impossible. This greatly retarded business and finally drove the firm into bankruptcy. In all, it is doubtful that more than one thousand machines were produced in the three years of manufacture.

The machine illustrated is marked “Greenman and True” and bears the serial number 402; it was probably manufactured early in 1860. (Smithsonian photo 48216-N.)



Figure 92.—Grover and Baker sewing machine. The Grover and Baker machine was one of the more popular machines from the 1850s until the early 1870s. The company produced iron-frame machines, fine cabinet models, and portables (figs. 35 and 36). Their machines may be dated by serial number approximately as follows:

<i>Serial Number</i>	<i>Year</i>
1-500	1851
501-1000	1852
1001-1658	1853
1659-3893	1854
3894-5038	1855
5039-7000	1856
7001-10681	1857
10682-15752	1858
15753-26033	1859
26034-44869	1860
44870-63705	1861
63706-82641	1862
82642-101477	1863
101478-120313	1864
120314-139148	1865
139149-157886	1866
157887-190886	1867
190887-225886	1868

225887-261004	1869
261005-338407	1870
338408-389246	1871
389247-441257	1872
441258-477437	1873
477438-497438	1874
497439-512439	1875

(Smithsonian photo 45513-B, an engraving of a Grover and Baker sewing machine from an advertising brochure of about 1870.)




Figure 93.—Hancock sewing machine, 1867. One of the many inventors who turned his talents to inventing and producing a mechanically simple and cheaper machine was Henry J. Hancock. His 1867 machine is only about six inches wide; it uses a tambour-type needle, pulling a loop of thread from below the stitching surface. (Smithsonian photo P63197.)

Figure 94.—Hancock sewing machine, 1868. Hancock in 1868 received both a design patent and a mechanical patent now using the eye-pointed needle and a hook to form the chainstitch. The design was an open framework circle with a mirror mounted in front of the table clamp. The purpose of the elongated “looking glass” was decorative only. The Hancock machines were only manufactured for a few years. They measure 10-1/2 inches in width, slightly larger than the earlier machine.

(Smithsonian photo 48328-M.)




Figure 95.—[A.C.] Herron's patent sewing machine, 1858. The manufacturer of this machine is not known, but the machine was based on the patent of Abial C. Herron



issued August 4, 1857. All the machines carry a small heart-shaped plate just above the needle descent bearing the patentee's name and the patent date. The patent covered an improvement in the method of making the chainstitch. The machines were provided with a hand crank, but were also meant to be operated by a belt and treadle. No records of the extent of manufacture of this machine have been found. This machine head measures 14 inches in width, about standard size. (Smithsonian photo 48329-J.)

Figure 96.—A. B. Howe sewing machine of about 1860. (Smithsonian photo 45525-C.)



Figures 96, 97, and 98.—The Howe machines. It is difficult for many to believe that the stamped legend “Elias Howe patent, Sept. 10, 1846” does not certify that a machine is an original Howe. Although Elias Howe was granted a patent for the lockstitch machine in 1846, he did not establish a sewing-machine factory for about twenty years. Early in the 1850s and later through the “Combination,” however, he licensed others to make machines using his patent. These machines bore that patent date for which a royalty was being paid.

Among his early licensees was his elder brother Amasa

who organized the Howe Sewing Machine Co. in 1854. The Amasa Howe machines were very good ones, and in 1862 Amasa won the prize medal at the London International Exhibition. This immensely increased the popularity of the machine and Elias offered to join Amasa by building a large factory at Bridgeport, Connecticut, to fill the increasing demand for more machines. The machines produced at Bridgeport, however, although imitating the Amasa Howe machines, proved inferior in quality. Amasa found that, rather than helping his business reputation, his brother's efforts were hurting him, and he severed business relations with Elias.

Because of their brief association, the 1862 prize medal awarded to A. B. Howe was sometimes credited to Elias. The latter did receive awards for his patent, but never for his manufactured machines. When the two brothers dissolved their joint venture, Elias attempted to call his new company the Howe Sewing Machine Co., but Amasa's claim that this name had been his exclusive property for many years was upheld by the courts. Elias then omitted the word "Sewing" and called his company simply the Howe Machine Co.

After Elias died in 1867, the company was run by his sons-in-law, the Stockwell brothers. To distinguish their machines from those of A. B. Howe, they marked each machine with a brass medallion picturing the head and

flowing locks of Elias Howe. They also continued to advertise their machine as the “original” Howe. In about 1873, B. P. Howe, Amasa’s son, sold the Howe Sewing Machine Co. to the Stockwell brothers, who continued to manufacture Howe machines until 1886.

The machines of the A. B. Howe Sewing Machine Co. may be dated by serial number approximately as follows:

<i>Serial Number</i>	<i>Year</i>
1-60	1854
61-113	1855
114-166	1856
167-299	1857
300-478	1858
479-1399	1859

No figures are available for 1860-1870, but 20,051 machines were manufactured in 1871.

The machines of the [Elias] Howe Machine Co. are not believed to have begun with serial number 1, and no figures are available for 1865-1867. After that, the machines may be dated by serial number approximately as follows:

<i>Serial Number</i>	<i>Year</i>
11,000-46,000	1868

46,001-91,843	1869
91,844-167,000	1870
167,001-301,010	1871
301,011-446,010	1872
446,011-536,010	1873
536,011-571,010	1874
571,011-596,010	1875
596,011-705,304	1876

No figures are available for 1877-1886.

ILLUSTRATIONS

OF THE

GENUINE HOWE MACHINES.

Letter A Machine.




Letter B Machine.



Letter C Machine.



Letter D Machine.



CAUTION.—Before purchasing, see the name "HOWE" is on the arm of the Machine. None others are genuine.

SOLE DEPÔT FOR GREAT BRITAIN: 8, LUDGATE STREET, ST. PAUL'S, LONDON.

Figure 97.—Advertising brochure distributed by E. Howe during the brothers' brief partnership; the machines are basically A. B. Howe machines, 1863. (Smithsonian photo 49373-A.)



Figure 98.—Howe (Stockwell brothers) machine, 1870.
(Smithsonian photo 45572-E.)



Figure 99.—Patent Model Of Christopher Hodgkins,
November 2, 1852, assigned to Nehemiah Hunt.
(Smithsonian photo 34551.)

Figures 99, 100, and 101.—The N. Hunt (later, in 1856,
Hunt & Webster and finally in 1858 Ladd and Webster)
sewing machine was based on the patents of Christopher

Hodgkins, November 2, 1852, and May 9, 1854, both of which were assigned to Nehemiah Hunt. First manufactured in 1853, the machine, which closely resembled the Hodgkins' patent, won a silver medal at the exhibition of the Massachusetts Charitable Mechanics Association that same year.

In 1856 Hunt took a partner, and the company became Hunt & Webster. An interesting account of this company appeared as a feature article in *Ballou's Pictorial*, July 5, 1856, where it was reported that "the North American Shoe Company have over fifty of the latest improved machines, represented in these drawings [fig. 31], now running..." The article also estimated that a 55-million dollar increase in shoe manufacturing in Massachusetts in 1855 was due to the sewing machine. In 1856 the Hunt & Webster machine again won a silver medal at the exhibition. Very late in 1858 the company became Ladd, Webster, & Co. and continued to manufacture both family and manufacturing sewing machines until the mid-1860s.

The approximate date of manufacture can be determined by serial number:

<i>Serial Number</i>	<i>Year</i>
1-100	1853
101-368	1854
369-442	1855

443-622 1856
623-1075 1857

1076-1565 1858

1566-3353 1859

No figures are available for the 1860s.




Figure 100.
—Right: Hunt &
Webster sewing
machine of about
1855, serial
number 414.
(Smithsonian
photo 48216-V.)

Figure 101.—Ladd, Webster & Co. sewing machine of
about 1858, Boston, serial number 1497. (Smithsonian
photo 46953.)






Figure 102.
—Improved
Common Sense
sewing machine
of about 1870.
This machine is
so very similar to
the New England
machines in its
feed, threading,
looping
mechanism, and
in its general

design, that it is sometimes mistaken for the earlier New England machines (see figs. 112 and 113).

Dating from the early 1870s, the Improved Common Sense machine is about 10 inches in width, two inches larger than the New England machine. The spool holder is similar to Folsom's patented design, but is less refined. A page from an advertising brochure of the period verifies the name of the machine, but does not identify the manufacturer.

There are no patent dates or identifying names or numbers on the machine illustrated. Although the Empire Co. also produced a machine of this style, their models are marked with their name and with Ketchum's patent date, April 23,

1863. Of the several styles of machine using the Raymond looper, this type seems to account for the largest volume manufactured, as evidenced by the proportionately higher number of examples still extant. (Smithsonian photo 48328-E.)




Figure 103.—Johnson sewing machine, 1857. Another of the all-but-forgotten manufacturers of the 1850s was Emery, Houghton & Co., who constructed the A.F. Johnson machines. Examination of existing machines

indicates that they were manufactured in 1856 and 1857, and possibly a little longer. This one from 1857 bears the serial number 624, so we know that several hundred were manufactured. The head is ornately attractive, slightly reminiscent of Wheeler & Wilson models, and of standard size. (Smithsonian photo 48329-B.)



Figure 104.—“Lady” sewing machine of about 1859. The contemporary name of this machine is unknown. The unusual design of the head, or main support, is based in part on the design patent, number 216, of Isaac F. Baker, issued April 10, 1849, for a “new and useful design[,] for

ornamenting furniture[,] called Cora Munro” who was a character in James Fenimore Cooper’s *Last of the Mohicans*. The design shows a female figure wearing a riding dress and hat that is ornamented with a plume and a bow. Her right hand holds a riding stick and the left, her skirt. Trunks of trees and foliage complete the Baker design, which is known to have been used for girandoles of the period. A companion design was also patented by Baker, number 215, which is in the form of a man in military costume and is named “Major Heyward,” for another character in *Last of the Mohicans*.

The sewing machines based on the “Cora Munro” design also use branch designs as the overhanging arms. A mother bird sits in the upper branch and descends to feed a young bird as the machine is in operation. The one illustrated was used as the machine submitted with a request for patent by George Hensel of New York City for which patent 24,737 was issued on July 12, 1859. Since Hensel’s patent application was for an improvement in the feed, there was no need for the highly decorative head unless such a machine was commercially available. The patent specifications merely state that the head is “ornamented.” Another sewing machine of this type was used as the patent model by Sidney Parker of Sing Sing, New York, number 24,780, issued on the same date as the Hensel patent. Parker’s patent also covered an improved feeding mechanism. In the patent description, however, the

inventor states that “the general form of the machine is not unlike others now in use.” By this he might have meant in the design, or possibly in the basic structural form. Other than the two machines described, no other examples are known to have survived, but “Lady” or “Cora Munro” sewing machines were manufactured. (Smithsonian photo 45506-D.)

Figure 105.—Landfear’s Patent Sewing Machine of about 1857. Another of the many machines that, except for isolated examples, have almost completely disappeared from the records is Landfear’s machine. Fortunately, this manufacturer marked his machine—where many did not—stamping it: “Landfear’s patent-Dec^r 1856, No. 262, W. H. Johnson’s Patent Feb. 26th 1856, Manfrd by Parkers, Snow, Brooks & Co., West Meriden, Conn.” (There was a Parker sewing machine manufactured by the Charles Parker Co. of Meriden, but his machine was a double-thread chainstitch machine and was licensed by the “Combination.” The Landfear machine may have been an earlier attempt by a predecessor or closely related company.)

The Landfear patent was for a shuttle machine, but it also included a mode for regulating stitch length. The name chosen for this machine may be incorrect, since the single-thread chainstitch mechanism is primarily that of W. H. Johnson, but since the Johnson patent also was used on



other machines the name “Landfear” was assigned. The machine was probably another attempt to evade royalty


payment to the “Combination.”

The serial number 262 indicates that at least that many machines were manufactured, although this model is the only one known to be in existence. The support arm of the machine head is iron, cast as a vase of flowers and painted in natural colors. The paint on the head is original, but the table has been refinished, and the iron legs, which had rusted, have been repainted. (Smithsonian photo 48440-G.)



Figure 106.—Lathrop sewing machine of about 1873. These machines were manufactured by the Lathrop Combination Sewing Machine Co. under the patents of Lebbeus W. Lathrop of 1869, 1870, and 1873. The machine used two threads, both taken from spools; moreover, it produced not only the double chainstitch, but it was constructed to produce also a lockstitch and a

combined “lock and chain stitch.” The machine illustrated bears the serial number 31 and the patent dates of Grover & Baker, and Bachelder among others, in addition to the first two Lathrop patent dates. The company lasted only a few years as it is included in the 1881 list of manufacturers that had ceased to exist. (Smithsonian photo 46953-F.)



J. B. NICHOLS & CO.,

MANUFACTURERS OF

HOWES' IMPROVED PATENT

Figure 107.—Illustration from a brochure, marked in ink:

“The National Portrait Gallery, 1855.” Singer Archives. (Smithsonian photo 48091-E.)

Figures 107 and 108.—The Nichols and Leavitt sewing machines. One of Elias Howe’s earliest licensees was J. B. Nichols. His machine, manufactured at first with George Bliss and later alone as J. B. Nichols & Co., was called Howe’s Improved Patent Sewing Machine. It was, however, no more a Howe machine than any of the others produced under the Howe patent.

In July 1855 Nichols went into partnership with Rufus Leavitt, and the company name changed to Nichols, Leavitt & Co. In 1857 it was changed again to Leavitt & Co., and finally in the mid-1860s to Leavitt Sewing Machine Co. By the 1870s, it was defunct.

The Nichols-Leavitt machines can be dated by their serial numbers approximately as follows:

<i>Serial Number</i>	<i>Year</i>	<i>Company</i>
1-28	1853	Nichols & Bliss
29-245	1854	J. B. Nichols & Co.
246-397	1855	J. B. Nichols & Co.—Nichols, Leavitt & Co.
398-632	1856	Nichols, Leavitt & Co.
633-827	1857	Leavitt & Co.

828-902	1858	”
903-1115	1859	”
1116-1436	1860	”
1437-1757	1861	”
1758-2077	1862	”
2078-2400	1863	”
2401-2900	1864	”
2901-3900	1865	Leavitt Sewing Machine Co.
3901-4900	1866	”
4901-5951	1867	”
5952-6951	1868	”
6952-7722	1869	”

There is no record that the company was in existence after 1869.




Figure 108.—Leavitt sewing machine of about 1868, serial number 6907. (Smithsonian photo 48328.)



Figure 109.—Lester sewing machine of about 1858. The Lester machine was first manufactured by J. H. Lester in Brooklyn, New York. His machine was based on the patents of William Johnson, John Bradshaw and others but not on the patents held by the “Combination,” although he

had secured a license. When the Old Dominion Company applied for a license from the "Combination," Lester learned of this, went to Richmond, and arranged to combine his business with theirs. Since the Lester machine was the better one, it was agreed to cease the manufacture of the Old Dominion machines early in 1860 and in March the company name was changed to the Lester Mfg. Co. Late in 1860, George Sloat entered the company with his Elliptic machine; the name was changed again, this time to Union Sewing Machine Co. The manufacture of both sewing machines continued until the outbreak of the Civil War the following year, which brought a conversion to arms production. The manufacture of Lester machines was never resumed.

The machine illustrated was manufactured by J. H. Lester in Brooklyn; it bears the serial number 96. The number of Lester machines manufactured from 1858 through 1861 is not known, but it was probably less than 1,000. (Smithsonian photo P63359.)



Figure 110.—Ne Plus Ultra of about 1867. Another of the interesting hand-turned chainstitch machines of the late 1850s and 1860s was patented by O.L. Reynolds. The baster plates and the handle on the wheel are missing on this machine, but an interesting shield and draped-flag pattern is painted on the base.

Another machine of this type has the following inscription stamped on the baster plate: “Ne Plus Ultra, Patent Applied For, 174, O.L. Reynolds, Patentee & Manufacturer, Dover N.H.” Reynold’s patent model, March 30, 1858, bears the serial number 110, indicating that the machine illustrated here—which bears the serial number 26—was manufactured before the patent was obtained. (Smithsonian photo 48216-F.)




Figure 111.—Nettleton & Raymond sewing machine. One of the most ornate of the early, small, hand-turned sewing machines was patented and manufactured by Willford H. Nettleton and Charles Raymond whose first patent was received on April 14, 1857. The patent model, believed to be a commercial machine, is beautifully silver-plated.

Whether this was a special one-of-a-kind model, or whether the inventors tried to make a commercial success of a silver-plated machine is not known. The machine made a two-thread chainstitch, taking both threads from commercial spools. By October 1857, the inventors had received their second patent. This time the machine was brass and gilt—brighter, but less expensive. At the same time, Nettleton & Raymond began manufacturing sewing-shears machines under the patent of J. E. Hendricks.

By the latter half of 1858, Nettleton & Raymond had moved from Bristol, Connecticut, to Brattleboro, Vermont. The patented improvement of the two-thread chainstitch machine received that year was in the name of “Raymond, assignor to Nettleton,” although the machines of this type bear neither name nor patent date. No record of the price for which they were sold has been found, but it would be fair to estimate that it was probably about \$25. This style of machine was discontinued when the manufacture of the simpler, more profitable New England model began, a machine that Raymond had initiated just before the partners left Bristol. (Smithsonian photo 45505-E.)

Figures 112 and 113.—New England sewing machines. The small, hand-turned, sewing machines some of which were called Common Sense, were manufactured by at least three companies and possibly more. The earliest ones were those made by Nettleton & Raymond based on



Figure 112.—Raymond patent model, March 9, 1858. (Smithsonian photo 32009-O.)



Figure 113.—New England sewing machine of about 1860, manufactured by Nettleton & Raymond; it bears the Raymond patent date of March 9, 1858. (Smithsonian photo 45505-G.)

Charles Raymond's patent of March 9, 1858, which featured a hinged presser foot acting as the top feed. On July 30, 1861, Raymond received a patent for an improved looper; this date is found on all machines later

manufactured by the inventor.

In 1858 Nettleton and Raymond had moved from Bristol, Connecticut, to Brattleboro, Vermont. Also in Brattleboro at this time were Thomas H. White and Samuel Barker, who were manufacturing a small machine called the Brattleboro. White left Vermont in 1862 and went to Massachusetts. There, in partnership with William Grout, he also began to manufacture New England machines; these were basically the same as the Raymond machines. After a short time, Grout left the partnership with White and moved to Winchendon, there continuing to make New England machines for approximately one more year. In 1865, J. G. Folsom of Winchendon exhibited a New England machine at the Tenth Exhibition of the Massachusetts Charitable Mechanics Association along with his Globe machine. Whether both machines were manufactured by him or whether he might have been exhibiting one of Grout's machines is not known.

There is no record that New England machines were manufactured after 1865. There is a great similarity between these machines and the Improved Common Sense sewing machines of the 1870s. It is believed that the name "Common Sense" was given by frugal New Englanders to several of the cheaper chainstitch machines of the 1860s.



Figure 114.—Pratt's second patent model, March 3, 1857, probably a commercial machine. (Smithsonian photo 48328-H.)

Figures 114 and 115.—Pratt's patent and the Ladies Companion sewing machine. The machines manufactured under the patents of Samuel F. Pratt were first sold in 1857 and 1858 as Pratt's patent. These machines carry the Pratt name and the patent dates "Feb. 3, 1857 Mar. 3;" the latter is an 1857 patent date also. In 1859 the Pratt machine was called the Ladies Companion and was so marked. It was also marked with the 1857 patent dates, the

date February 16, 1858, and a serial number, and was stamped "Boston, Mass." Manufacture was discontinued after a few years.



Figure 115.—Ladies Companion, 1859. (*Photo courtesy of The Henry Ford Museum and Greenfield*)

Village, Dearborn, Michigan.)




Figure 116.—Quaker City sewing machine. During the first decade of sewing-machine manufacture many types of handsome wooden cases were developed to house the mechanisms. Although such cases increased the total cost, they were greatly admired and were purchased whenever family funds permitted. The machine was based on the patents of William P. Uhlinger: a mechanical patent for a double chainstitch machine on August 17, 1858 (antedated May 8), and a patent for the casing on December 28, 1858. The machine head was lowered into the casing as the lid was brought forward and closed—an idea much ahead of its time.

This Quaker City machine, serial number 18, was purchased by Benjamin F. Meadows of Lafayette, Alabama, for \$150 just prior to the Civil War. Relatively few machines of this type were manufactured, and the Quaker City Sewing Machine Co. existed for only a few years. Its apparent hope for a southern market was short-lived, and it was unable to compete either with the companies licensed under the “Combination” or with those producing less expensive machines. (Smithsonian photo 46953-A.)

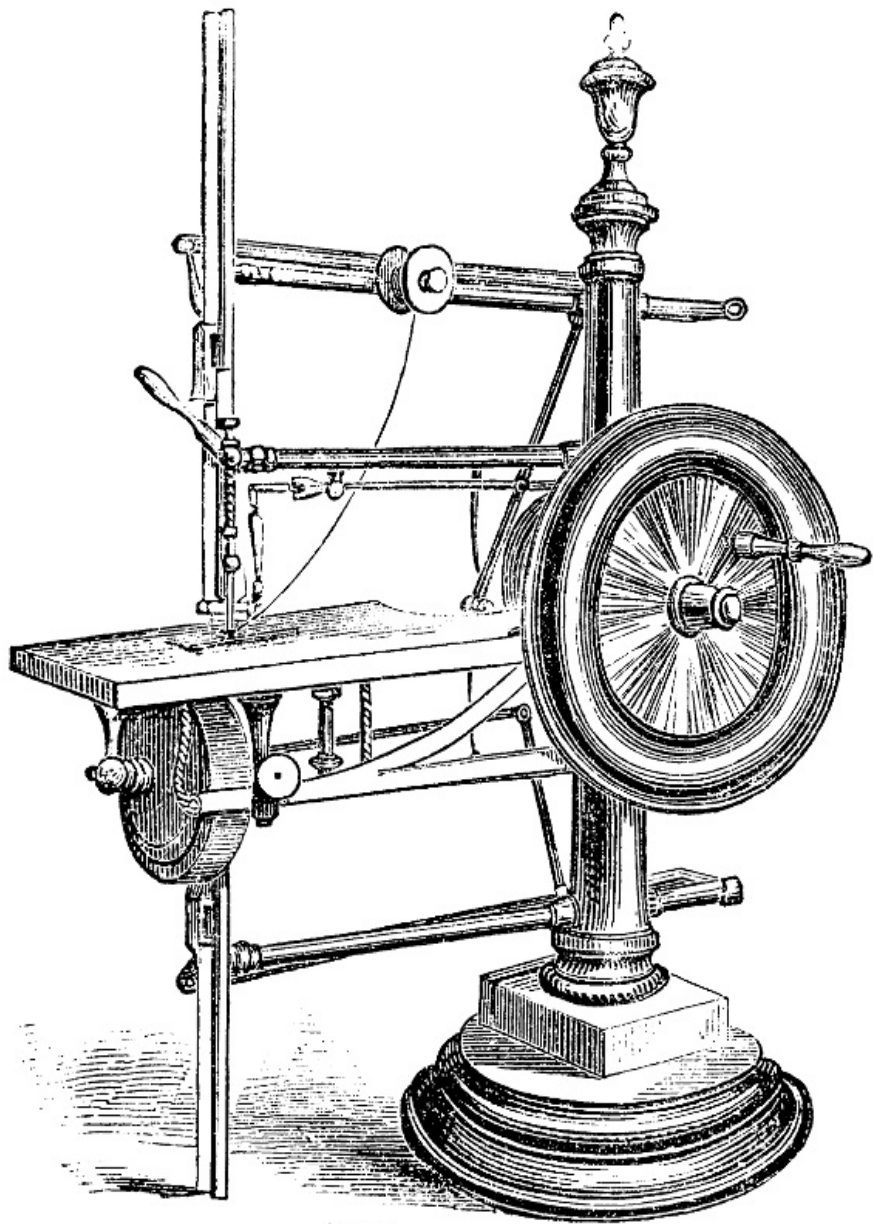


Figure 117.—From an advertising brochure, marked in ink, “The National Portrait Gallery, 1855,” in the Singer Company’s archives. The brochure states “Howard & Davis, 34 Water Street, Boston, Massachusetts Sole Manufacturers of Robinson’s Patent Sewing Machine with Rope[r]’s Improvements.” (Smithsonian photo 48091-F.)



Figure 118.—Sewing machine of about 1856 with

inscription “Howard & Davis Makers, Boston, Mass. Robinson & Roper Pat. Dec. 10, 1850, Aug. 15, 1854”; the drive wheel and the circular stitching plate of this machine are missing. (Smithsonian photo 48440-C.)

Figures 117 and 118.—Robinson and Roper sewing machines, 1855-1856. This is one of the few machines producing a backstitch or half backstitch to realize any commercial success. Manufactured a very short time by Howard & Davis, it was a short-thread machine, based on the Frederick Robinson patent of December 10, 1850, and the Samuel Roper patent of August 15, 1854. Roper produced additional improvements for which he received a patent on November 4, 1856. In the *Scientific American*, November 1, 1856, the new machine was discussed: “Robinson & Roper exhibit their new improved sewing machines, which appear to operate with great success. Two needles are employed, the points of which are furnished with hooks that alternately catch the thread and form the stitch. The finest kind of cotton thread or silk can be used. The work appears well done. Price \$100.”

MANUFACTURED BY
SHAW & CLARK
 BIDDEFORD, MAINE.
 PATENTED
 SEP. 10, 1846 DEC. 13, 1854
 MAY 8, 1849 NOV. 4, 1856
 NOV. 12, 1850 MAR. 3, 1858
 AUG. 12, 1851 AUG. 12, 1861
 MAY 30, 1854 FEB. 16, 1864
 LICENSED BY
 HOWE, WHEELER & WILSON,
 GROVER & BAKER, SINGER,
 AND
 SACHSELDER.

Shaw & Clark Sewing Machine Co.
 PRINCIPAL OFFICE & MANUFACTORY
 BIDDEFORD, MAINE.





Figure 119.—Illustrated page in a Shaw & Clark advertising brochure, published in late 1864. (Smithsonian photo 61321.)



Figure 120.—Shaw & Clark sewing machine (Page patent) of 1867, Chicopee Falls, Massachusetts. (Smithsonian photo 48216-L.)

Figures 119 and 120.—Shaw & Clark sewing machines. In addition to the early style Monitor sewing machine sold by Shaw & Clark without a name or any identifying marks, the company continued to manufacture machines after a lawsuit with the “Combination” forced them to take out a license. They manufactured an adapted version of their Monitor and an entirely new design patented in 1861. Their machines were now marked with the company name and a list of patent dates including those of Howe, Wheeler and Wilson, Grover and Baker, and Singer and the Batchelder patent, together with their own design patents. In 1867 the company moved from Biddeford, Maine, to Chicopee Falls, Massachusetts. In the same year, they began manufacturing a machine of the design patented by T. C. Page. The company is believed to have become the Chicopee Sewing Machine Company which appeared the following year and remained in business only a very short time. One Chicopee sewing machine is in the Smithsonian collection.

Figures 121 and 122.—Singer sewing machines. From 1850 to 1858 the Singer company produced heavy manufacturing-type sewing machines similar to the patent model shown earlier (fig. 28). The first machine for family use, Singer’s new “Family” sewing machine (fig. 33) was manufactured from 1858-1861. Their second-style family machine was called the “Traverse Shuttle Machine—



Figure 121.—Singer “Traverse Shuttle Machine—Letter A.” (Smithsonian photo 58984.)

Letter A;” it was manufactured from 1859 to 1865, when they introduced their third family machine and called it the “New Family” sewing machine. This style machine continued until about 1883 when the “Improved Family” machine appeared. In addition to the lockstitch machines, Singer also manufactured chainstitch machines, and many highly specialized manufacturing machines.

From 1857 through the 1880s, the Singer machines were marked with two serial numbers. It is possible that the

numbers were related to the “Combination” royalties paid by the Singer company. Until about 1873 there was a difference of exactly 4,000 in the two numbers, thus one machine would be marked 12163 and directly below it would be marked 16163. From 1873 the last three digits of the two numbers continued to be the same but the lower number might be much lower in value than either number used in earlier years. The larger number is believed to have been a record of total production while the lower number may have referred to a machine of a particular style. The Singer company records can shed no light on the meaning of the top (or lower of the two) serial numbers. Generally, in the earlier machines, the difference in the two numbers will not affect the dating of a machine by more than one year. Since dating by serial number can only be estimated, the two numbers do not add an appreciable variable prior to 1873. Only the larger number, however, should be considered in dating machines after 1873.

Serial Number Year

1-100	1850
101-900	1851
901-1711	1852
1712-2521	1853
2522-3400	1854
3401-4283	1855

4284-6847	1856
6848-10477	
10478-14071	1858
14072-25024	1859
25025-43000	1860
43001-61000	1861
61001-79396	1862
79397-99426	1863
99427-123058	1864
123059-149399	1865
149400-180360	1866
180361-223414	1867
223415-283044	1868
283045-369826	1869
369827-497660	1870
497661-678921	1871
678922-898680	1872
898681-1121125	1873
1121126-1362805	1874
1362806-1612658	1875
1612659-1874975	1876

Since records of annual production from 1877 to the turn of the century are not complete, it is difficult to establish yearly approximations. Using the machines submitted as patent models, and thus known to have been manufactured

before the date of deposit, however, has provided us with the following date guides. By 1877 there had been 2 million machines manufactured, 3 million by 1880, 4 million by 1882, 5 million by 1884, 6 million by 1886, 7 million by 1888, 8 million by 1889, 9 million by 1890, and 10 million by 1891.



Figure 122.—Singer “New Family” sewing machine.
(Smithsonian photo 58987.)




Figure 123.—Standard sewing machine of about 1870.
This chainstitch machine is believed to have been made by
the company that later became the Standard Shuttle Sewing
Machine Company, when they began manufacturing

lockstitch machines about 1874. This machine is marked with the name, "Standard," and with the dates "Patented July 14, 1870, Patented Jan. 22, 1856, Dec. 9, 1856, Dec. 12, 1865." The dates refer to the reissue and extended reissue of the Bachelder and the A. B. Wilson patents. The number of chainstitch machines of this type that were manufactured is not known. (Smithsonian photo 45506-C.)



Figure 124.—Taggart & Farr sewing machine, front view. (Smithsonian photo 48216-P.)

Figures 124 and 125.—Taggart & Farr sewing machine, 1860. The Taggart & Farr is an almost forgotten machine. It was based on Chester Farr's patent of August 9, 1859. The machine, however, was in commercial production as early as 1858, the year the patent application was made. Using two threads—both taken directly from the spool—to form a chainstitch, the machine was operated basically by treadle but also by hand. The drive wheel is missing on this machine, but it would normally appear on the right.

The name and patent date were painted on the end of the machine. This was true of many other machines of this period, which is why so many go unidentified once the paint has become worn. Several thousand Taggart & Farr machines were manufactured, but the company is believed to have had a short life, for it was among those that had disappeared by 1881.



Figure 125.—Taggart & Farr sewing machine, end view. (Smithsonian photo 48216-M.)




Figure 126.—Watson sewing machine, 1856, illustrated in *Scientific American*, December 13, 1856. The earliest Watson machines were two-thread lockstitch machines, as described in the *Scientific American*, August 10, 1850. Although the magazine reported that the inventor had applied for a patent, the earliest lockstitch patent issued to William C. Watson was on March 11, 1856. A few of his machines were made in 1850, the article continued,

“several of these machines are nearly finished ... persons desirous of seeing them can be gratified by calling upon Messrs. Jones & Lee.” A Watson machine was exhibited by Jones & Lee at the Sixth Exhibition of the Massachusetts Charitable Mechanics Association held in Boston in September 1850.

In 1853 a Watson machine was exhibited at the New York Industry of All Nations Exhibition, but this was a single-looping machine; Watson received a patent for this single-thread machine on November 25, 1856.

In the December 13, 1856, issue of *Scientific American* a machine called Watson’s “Family” sewing machine was illustrated and described. It was a small machine (only 8 by 5 inches) manufactured by Watson & Wooster and selling for \$10. References to the Watson single-thread machine occur as late as 1860, but no examples are known to have survived. (Smithsonian photo 48221-B.)

Figure 127.—West & Willson sewing machine of about 1859. The West & Willson machine, manufactured under the patent of H. B. West and H. F. Willson, enjoyed a very brief span of popularity. The patent covered the peculiar method of operating a spring-looper in combination with an eye-pointed needle to form a single chainstitch, but whether machines of this single-thread variety were manufactured is unknown. The machine illustrated here is a two-thread machine of basically the same description. It



stitches from left to right and bears serial number 1544 and the inscription “West & Willson Co. patented June 29, 1858.” (Smithsonian photo 49456-A.)



Figure 128.—Wheeler & Wilson sewing machine of about 1872. Serial number 670974. (Smithsonian photo P63149-

A.)




Figure 129.—Wheeler and Wilson No. 8 sewing machine of about 1876. (Smithsonian photo 17663-C.)

Figures 128 and 129.—Wheeler and Wilson sewing machines. The Wheeler and Wilson company was the largest manufacturer of sewing machines in the 1850s and the 1860s.

It began in 1851 as A. B. Wilson; from 1852 to 1856 it was the Wheeler, Wilson & Co., Watertown, Connecticut; and from 1856 to 1876, it was Wheeler & Wilson Mfg. Co., Bridgeport, Connecticut.

The style of the head changed very little during these years (see figs. 26 and 27). Both a table style with iron legs and a cabinet model were made: the head was usually mounted to stitch from left to right. In 1861, the company introduced the famous glass presser foot, patented on March 5 of that year by J. L. Hyde. The presser foot was made of metal but shaped like an open U into which was slid a small glass plate, with a hole for the needle descent. The glass allowed the seamstress to observe the stitching and to produce very close-edge stitching. It remained a favorite of many women for years. In 1876, the new No. 8 machine was introduced and a new series of serial numbers was initiated. It is, therefore, imperative to know that the machine is one of the earlier style machines before using the following list of serial numbers to date the machines, approximately as follows:

<i>Serial Number</i>	<i>Year</i>
1-200	1851
201-650	1852
651-1449	1853
1450-2205	1854
2206-3376	1855

3377-5586	1856
5587-10177	1857
10178-18155	1858
18156-39461	1859
39462-64563	1860
64564-83119	1861
83120-111321	1862
111322-141099	1863
141100-181161	1864
<u>181161-220318</u>	1865
220319-270450	1866
270451-308505	1867
308506-357856	1868
357857-436722	1869
436723-519930	1870
519931-648456	1871
648457-822545	1872
822546-941735	1873
941736-1034563	1874
1034564-1318303	1875
1138304-1247300	1876

Records of the second series of serial numbers dating from 1876 are not available.




Figure 130.—White Sewing Machine. Although the White sewing machines date from 1876, Thomas H. White had been busy in the manufacture of sewing machines for many years prior to this. White is known to have been associated with Barker in the manufacture of the Brattleboro machine and later with Grout in producing one of the several New England machines. In 1866 he moved to Cleveland, Ohio, and began manufacturing machines for

sale under special trade names through selling organizations. In 1876, the White Sewing Machine Company was formed and machines were sold under the White name.

The machine illustrated is a standard lockstitch machine, which would have been set into a sewing-machine table and operated by a treadle. The small handle was used to start the wheel, and thus the stitching operation, in the forward direction. This machine bears the serial number 28241 and the following patents: "Mar. 14, 1876, May 2, 1876, Oct. 24, 1876, Jan. 16, 1877, Mar. 20, 1877, Mar. 27, 1877," which are primarily the patents of D'Arcy Porter and George W. Baker.

The machines of the 1870s may be dated approximately as follows:

<i>Serial Number</i>	<i>Year</i>
1-9000	1876
9000-27000	1877
27001-45000	1878
45001-63000	1879

(Smithsonian photo 58986.)

Figure 131.—Willcox And Gibbs sewing machine, serial number 296572, of about 1878. From 1857 to the turn of the century, the style of the Willcox and Gibbs sewing



machine changed very little (fig. 39). It was the most

popular and the most reliable of the many chainstitch machines. In addition to the basic mechanical patents, Gibbs also patented the design of the sewing-machine head in 1860. In the specifications, he described it as an open ring set on a base or pedestal. The lower part of the open section supported the cloth plate. The design of the head, intentionally or not, formed a perfect letter G, the initial of the inventor. Later the machine head as a letter G was incorporated into the company's trademark. Additional patents were also granted to James Willcox for a leg and treadle design and to Charles Willcox for mechanical improvements.

It has not been possible to secure information on records of serial numbers from the late 1870s through the 1920s to aid in dating machines of that period. For the preceding years, however, the machines may be dated approximately as follows:

<i>Serial Number</i>	<i>Year</i>
1-10000	1857
10001-20000	1858
20001-30000	1859
30001-40000	1860
40001-50000	1861
50001-60000	1862
60001-70000	1863

70001-80000	1864
80001-90000	1865
90001-100000	1866
100001-115000	1867
115001-130000	1868
130001-145000	1869
145001-160000	1870
160001-190127	1871
190128-223766	1872
223767-239647	1873
239648-253357	1874
253358-267879	1875
267880-279637	1876

Although the Willcox and Gibbs company is still in existence, for the past several decades the company has limited itself to the production of specialized manufacturing machines rather than family machines. (Smithsonian photo 58986.)




Figure 132.—Illustration from *Knights American Mechanical Dictionary*, vol. 3, p. 2122. The 68 sewing-machine stitches in use by 1882 are as follows:

Single Thread

1. Running stitch.
2. Back stitch.
3. Fast stitch.
4. Chainstitch.
5. Coiled-loop chainstitch.
6. Knitted-loop chainstitch.
7. Knotted-loop chainstitch.
8. Loop enchained by second alternate stitch.
9. Each loop locks and enchains alternate loops.
10. Staple stitch (for waxed threads only).

Two Threads

11. Double-needle chainstitch.
12. Double-thread chainstitch (one needle).
13. Double-looped chainstitch.

14. Chain with interlocking thread.
15. Under-thread through its own loop.
16. Two needles penetrate fabric from opposite sides.
17. Two needles working from the same side.
18. Double interlocking loop.
19. Lockstitch.
20. Twist in needle thread.
21. Double twist in needle thread.
22. Twist in shuttle thread.
23. Double twist in shuttle thread.
24. Knot stitch, shuttle thread knotted at every stitch.
25. Knot stitch, shuttle thread knotted at every other stitch.
26. Knot stitch, shuttle thread through the needle thread loop and knotted around the loop.
27. Shuttle thread pulled to the surface and interlocked with succeeding stitch to form an

embroidery stitch.

28. Wire-lock stitch, thread locked in place with wire.

Three Threads

29. Two shuttles, each locking alternate loops.

30. Double loop with interlocking third thread.

31. Two shuttle threads, both locking each loop.

32. Two shuttle threads intertwining and locking each loop.

33. Single thread; loop of needle thread drawn up over the edge and locked by needle at its next descent.

34. Two threads; loops of needle thread, above and below, extend to the edge of the fabric, and are locked by shuttle thread.

35. Two threads; needle penetrates back from edge, its loop passed to and interlocked by the needle at its next descent over the edge, and this second needle-loop locked by shuttle thread.

36. Two threads; shuttle thread drawn up over the

edge of the fabric to the line of the needle thread.

37. Two threads; needle loop through the fabric locked by needle loop over the edge and second loop locked by second thread.
38. Two threads; edge of fabric covered by shuttle thread.
39. Three threads; third thread laid around the stitch at the edge of the fabric.

Ornamental Stitches

40. Zigzag; single thread chainstitch (4).
41. Zigzag; two-thread lockstitch (19).
42. Zigzag; two-thread chainstitch (13).
43. Zigzag; chain stitch with interlocking thread (14).
44. Zigzag; double loop with interlocking third thread (30).
45. Zigzag; running stitch (1).
46. Zigzag; two needles and shuttle.
47. Zigzag; variation of 46.

48-52. Zigzag stitches for sewing straw braid.

53-62. Straight straw-braid stitches.

63-67. Special embroidery stitches.

68. Saddler's stitch.



In the *Sewing Machine News*, vol. 3, no. 5, p. 12 (1881), there were listed a number of then “defunct” machines and companies. Among these are many well-known names and little-known names for which at least one additional reference can be found. There are some, however, for which this is the only reference to date. These are: Blanchard, Babcock, Banner, Brown Rotary, Cottage, Cole, Duplex, Economist, Erie, Gutman, Hill, Hancock & Bennett, Jenks, Lockmar, La Favorite, Learned, Leggett, McCoy, McCardy, Medallion, McArthur & Co., Monopoly, Moreau, Mack, Niagra, New Canaan, Orphean, Pride-of-the-West, Seamen & Guinness, Surprise, Stackpole, Shanks, Stanford, Troy, Utica, United States Family, Weaver, Wagner, and Williams. Some of these names may have been a “special” name given to machines manufactured by one of the known companies, but at least a few are names of machines manufactured for a very short time prior to 1881 about which we would like to know

more.

III. Chronological List of U.S. Sewing-Machine Patent Models in the Smithsonian Collections

There are more than seven hundred sewing-machine patent models and a similar number of attachment models in the Smithsonian collections. Most of these machines were received in 1926 when the Patent Office disposed of its collection of hundreds of thousands of models. Prior to 1880, models had been required with the patent application; although the requirement was discontinued that year, patentees continued to furnish models for another decade or so. All models prior to 1836 were lost in a Patent Office fire of that year, but since the sewing-machine patent history dates from the 1840s, most of the historically important ones of this subject have been preserved.

These models form a valuable part of the record of the invention, supplementing the drawings and the text of the written specifications. The early sewing-machine models were made to order, either by the inventor or a

commissioned model maker. As soon as sewing machines were produced commercially, it was less expensive for the patentee to use a commercial machine of the period, to which he added his change or improvement, than to have a complete model constructed to order. Some of the commercial machines used in this way are the only examples known to be in existence, and as such, are of more interest in establishing the history of the manufactured machine than for the minor patented changes.

During the period of the “Sewing Machine Combination,” many patentees attempted to invent and patent “the different machine.” This was either a radical change in style or an attempt to produce a far less-expensive type of machine. These machines were not always put into commercial production, but the patent models give an indication of the extent to which some inventors went to simplify or vary the mechanics of machine sewing.

The following is a list of those sewing-machine patent models in the Smithsonian Institution collections:

<i>Patentee</i>	<i>Date</i>	<i>Patent Number</i>
Greenough, John J.	Feb. 21, 1842	2,466
Bean, Benjamin W.	March 4, 1843	2,982
Corliss, George H.	Dec. 27, 1843	3,389
Howe, Elias, Jr.	Sept. 10, 1846	4,750
Bachelder, John	May 8, 1849	6,439
Wilson, Allen B.	Nov. 12, 1850	7,776
Robinson, Frederick R.	Dec. 10, 1850	7,824
Grover & Baker	Feb. 11, 1851	7,931
Singer, Isaac M.	Aug. 12, 1851	8,294
Wilson, Allen B.	Aug. 12, 1851	8,296
Wilson, Allen B.	June 15, 1852	9,041
Miller, Charles	July 20, 1852	9,139

Avery, Otis	Oct. 19, 1852	9,338
Hodgkins, G.	Nov. 2, 1852	9,365
Bradeen, J. G.	Nov. 2, 1852	9,380
Bates, W. G.	Feb. 22, 1853	9,592
Thompson, T. C.	March 29, 1853	9,641
Wickersham, W.	April 19, 1853	9,679
Johnson, W. H.	March 7, 1854	10,597
Harrison, J., Jr.	April 11, 1854	10,763
Avery, Otis	May 9, 1854	10,880
Singer, Isaac	May 30, 1854	10,975
Hunt, Walter	June 27, 1854	11,161
Roper, S. H.	Aug. 15, 1854	11,531
Shaw, P.	Sept. 12, 1854	11,680

Ambler, D. C.	Nov. 1, 1854	11,884
Robertson, T. J. W.	Nov. 28, 1854	12,015
Lyon, W.	Dec. 12, 1854	12,066
Stedman, G. W.	Dec. 12, 1854	12,074
Ward, D. T.	Jan. 2, 1855	12,146
Conant, J. S.	Jan. 16, 1855	12,233
Smith, H. B.	Jan. 16, 1855	12,247
Singer, I. M.	Feb. 6, 1855	12,364
Stedman, G. W.	March 20, 1855	12,573
Stedman, G. W.	May 1, 1855	12,798
Chilcott, J., and Scrimgeour, J.	March 15, 1855	12,856
Durgin, Charles A.	May 22, 1855	12,902
Bond, J., Jr.	May 22, 1855	12,939
Singer, Isaac	June 12,	13,065

	1855	
Harrison, J., Jr.	Oct. 2, 1855	13,616
Singer, I. M.	Oct. 9, 1855	13,661
Singer, I. M.	Oct. 9, 1855	13,662
Langdon, L. W.	Oct. 30, 1855	13,727
Stedman, G. W.	Nov. 27, 1855	13,856
Swingle, A.	Feb. 5, 1856	14,207
Watson, Wm. C.	March 11, 1856	14,433
Singer, I. M.	March 18, 1856	14,475
Grover, W. O.	May 27, 1856	14,956
Blodgett, S. C.	Aug. 5, 1856	15,469
Roper, S. H.	Nov. 4, 1856	16,026
Singer, Isaac M.	Nov. 4, 1856	16,030
Gibbs, James E. A.	Dec. 16,	16,234

Jennings, L.	Dec. 16, 1856	16,237
Johnson, A. F.	Jan. 13, 1857	16,387
Gibbs, J. E. A.	Jan. 20, 1857	16,434
Howe, Elias, Jr.	Jan. 20, 1857	16,436
Alexander, Elisa	Feb. 3, 1857	16,518
Gray, Joshua	Feb. 3, 1857	16,566
Belcher, C. D.	March 3, 1857	16,710
Pratt, S. F.	March 3, 1857	16,745
Nettleton & Raymond	April 14, 1857	17,049
Gibbs, J. E. A.	June 2, 1857	17,427
Harris, Daniel	June 9, 1857	17,508
Harris, Daniel	June 16, 1857	17,571
Sage, William	June 30,	17,717

Lathbury, E. T.	July 7, 1857	17,744
Wickersham, W.	Aug. 25, 1857	18,068
Wickersham, W.	Aug. 25, 1857	18,069
Behn, Henry	Aug. 25, 1857	18,071
Nettleton, Wm. H., and Raymond, Charles	Oct. 6, 1857	18,350
Roper, S. H.	Oct. 27, 1857	18,522
Fetter, George	Dec. 1, 1857	18,793
Watson, W. C.	Dec. 8, 1857	18,834
Behn, H.	Dec. 15, 1857	18,880
Hubbard, George W.	Dec. 22, 1857	18,904
Lazelle, W. H.	Dec. 22, 1857	18,915
Clark, David W.	Jan. 5, 1858	19,015
Fetter, George	Jan. 5,	19,059

Clark, David W.	Jan. 12, 1858	19,072
Clark, David W.	Jan. 19, 1858	19,129
Dimmock, Martial, and Rixford, Nathan	Jan. 19, 1858	19,135
Boyd, A. H.	Jan. 19, 1858	19,171
Angell, Benjamin J.	Feb. 9, 1858	19,285
Clark, David W.	Feb. 23, 1858	19,409
Raymond, Charles	March 9, 1858	19,612
Hendrick, Joseph E.	March 16, 1858	19,660
Parker, Sidney	March 16, 1858	19,662
Gray, Joshua	March 16, 1858	19,665
Coates, F. S.	March 23, 1858	19,684
Clark, David W.	March 23, 1858	19,732
Reynolds, O. S.	March 30, 1858	19,793

Bartholf, Abraham	April 6, 1858	19,823
Savage, E.	April 6, 1858	19,876
Atwood, J. E., J. C., and O.	April 13, 1858	19,903
Bosworth, Chas. F.	April 20, 1858	19,979
Clark, David W.	June 8, 1858	20,481
Herron, A. C.	June 15, 1858	20,557
Johnson, A. F.	June 22, 1858	20,686
Barnes, W. T.	June 29, 1858	20,688
Smith, E. H.	June 29, 1858	20,739
West, H. B., and Willson, H. F.	June 29, 1858	20,753
Miller, W.	June 29, 1858	20,763
Blake, Lyman R.	July 6, 1858	20,775
Carpenter, Lunan	July 27, 1858	20,990

Moore, Charles	July 27, 1858	21,015
Smith, E. H.	Aug. 3, 1858	21,089
Wheeler and Carpenter	Aug. 3, 1858	21,100
Gibbs, J. E. A.	Aug. 10, 1858	21,129
Uhlinger, W. P.	Aug. 17, 1858	21,224
Clark, David W.	Aug. 31, 1858	21,322
Blodgett, S. C.	Sept. 7, 1858	21,465
Hubbard, G. W.	Sept. 14, 1858	21,537
Hendrick, J. E.	Oct. 5, 1858	21,722
Gibbs, J. E. A.	Oct. 12, 1858	21,751
Sangster, Amos. W.	Oct. 26, 1858	21,929
Avery, O. and Z. W.	Nov. 9, 1858	22,007
Spencer and Lamb	Nov. 23, 1858	22,137
Perry, James	Nov. 23,	22,148

Burnet and Broderick	1858 Nov. 30, 1858	22,160
Hook, Albert H.	Nov. 30, 1858	22,179
Raymond, Charles	Nov. 30, 1858	22,220
Bishop, H. H.	Dec. 7, 1858	22,226
Pratt, S. F.	Dec. 7, 1858	22,240
Atwood, J. E.	Dec. 14, 1858	22,273
Fosket, W. A., and Savage, Elliot	Jan. 25, 1859	22,719
Snyder, W.	Feb. 15, 1859	22,987
Clark, D. W.	May 3, 1859	23,823
Boyd, A. H.	May 17, 1859	24,003
Gray, Joshua	May 17, 1859	24,022
Hook, Albert H.	May 17, 1859	24,027
Spencer, James C.	May 17,	24,061

Carhart, Peter S.	1859 May 24, 1859	24,098
McCurdy, J. S.	June 14, 1859	24,395
Goodwyn, H. H.	June 21, 1859	24,455
Grout, William	July 5, 1859	24,629
Hensel, George	July 12, 1859	24,737
Parker, Sidney	July 12, 1859	24,780
Hall, William	July 26, 1859	24,870
Hayden, H. W.	Aug. 2, 1859	24,937
Kelsey, D.	Aug. 2, 1859	24,939
Emswiler, J. B.	Aug. 9, 1859	25,002
Farr, C. N.	Aug. 9, 1859	25,004
Harrison, James, Jr.	Aug. 9, 1859	25,013
Tapley, G. S.	Aug. 9,	25,059

Barnes, W. T.	1859 Aug. 16,	25,084
	1859	
Booth, Ezekial	Aug. 16,	25,087
	1859	
Hinkley, J.	Aug. 23,	25,231
	1859	
Harrison, James, Jr.	Aug. 30,	25,262
	1859	
Buell, J. S.	Sept. 13,	25,381
	1859	
Vogel, Kasimir	Oct. 4,	25,692
	1859	
Woodward, F. G.	Oct. 11,	25,782
	1859	
Barrett, O. D.	Oct. 11,	25,785
	1859	
Barnes, William T.	Oct. 25,	25,876
	1859	
Sawyer, Irwin, and Alsop, T.	Oct. 25,	25,918
	1859	
Budlong, William G.	Nov. 1,	25,946
	1859	
Fosket, William A., and Savage, E.	Nov. 1,	25,963
	1859	
Hicks, W. C.	Nov. 8,	26,035
	1859	

Scofield, C.	Nov. 8, 1859	26,059
Pearson, William	Nov. 22, 1859	26,201
McCurdy, James S.	Nov. 22, 1859	26,234
Clark, Edwin	Dec. 6, 1859	26,336
Dickinson, C. W.	Dec. 6, 1859	26,346
Miller, Charles	Dec. 13, 1859	26,462
Rowe, Jas.	Dec. 27, 1859	26,638
Johnson, A. F.	Jan. 24, 1860	26,948
Thomson, J.	Feb. 7, 1860	27,082
Juengst, George	Feb. 14, 1860	27,132
Davis, Job A.	Feb. 21, 1860	27,208
Gibbs, James E. A.	Feb. 21, 1860	27,214
Rowe, James	Feb. 21, 1860	27,260

Dopp, H. W.	Feb. 28, 1860	27,279
Paine, A. R.	March 6, 1860	27,412
Smalley, J.	March 20, 1860	27,577
Newlove, T.	April 3, 1860	27,761
McCurdy, J. S.	May 1, 1860	28,097
Arnold, G. B.	May 8, 1860	28,139
Bean, E. E.	May 8, 1860	28,144
Holly, Birdsill	May 8, 1860	28,176
Chamberlain, J. N.	May 29, 1860	28,452
Ruddick, H.	May 29, 1860	28,538
Scofield, Chas., and Rice, Clarke	June 5, 1860	28,610
Smith, Wilson H.	June 19, 1860	28,785
Rose, I. M.	June 19, 1860	28,814

Gibbs, J. E. A.	June 26, 1860	28,851
McCurdy, J. S.	July 9, 1860	28,993
Mueller, H.	July 3, 1860	28,996
Sutton, Wm. A.	July 17, 1860	29,202
Hicks, W. C.	July 24, 1860	29,268
Tracy, D.	Sept. 11, 1860	30,012
Washburn, T. S.	Sept. 11, 1860	30,031
Arnold, G. B., and A.	Sept. 25, 1860	30,112
Leavitt, Rufus	Nov. 13, 1860	30,634
Payne, R. S.	Nov. 13, 1860	30,641
Heyer, Frederick	Nov. 27, 1860	30,731
Hardie, J. W.	Dec. 4, 1860	30,854
Earle, T.	Jan. 22, 1861	31,156
Bruen, J. T.	Jan. 22,	31,208

	1861	
Smith, J. M.	Feb. 5,	31,334
	1861	
Smith, L. H.	Feb. 12,	31,411
	1861	
Rice, Quartus	Feb. 12,	31,429
	1861	
Rose, I. M.	March 5,	31,628
	1861	
Ross, Noble G.	March 26,	31,829
	1861	
Boyd, A. H.	April 2,	31,864
	1861	
Mallary, G. H.	April 2,	31,897
	1861	
Shaw, H. L.	April 9,	32,007
	1861	
Burr, Theodore	April 9,	32,023
	1861	
Jones, William, and Haughian, P.	May 14,	32,297
	1861	
Wilder, M. G.	May 14,	32,323
	1861	
Smith, Lewis H.	May 21,	32,385
	1861	
Stoakes, J. W.	May 28,	32,456

Fuller, William M.	June 4, 1861	32,496
Norton, B. F.	July 9, 1861	32,782
Raymond, C.	July 9, 1861	32,785
Raymond, Charles	July 30, 1861	32,925
Case, G. F.	Aug. 13, 1861	33,029
Hodgkins, C.	Aug. 20, 1861	33,085
Marble, F. E.	Oct. 8, 1861	33,439
Mann, Charles	Oct. 22, 1861	33,556
Grover, W. O.	Nov. 26, 1861	33,778
Hendrickson, E. M.	Feb. 4, 1862	34,330
Derocquigny, A. C. F., Gance, D., and Hanzo, L.	March 25, 1862	34,748
Thompson, R.	April 8, 1862	34,926
Smith, John C.	April 15,	34,988

Palmer, Aaron	1862 May 13,	35,252
	1862	
Hall, W. S.	Aug. 5,	36,084
	1862	
McCurdy, James S.	Aug. 19,	36,256
	1862	
Grover, W. O.	Sept. 9,	36,405
	1862	
Wilkins, J. N.	Sept. 30,	36,591
	1862	
Humphrey, D. W. G.	Oct. 7,	36,617
	1862	
House, H. A., and J. A.	Nov. 11,	36,932
	1862	
Crossby, C. O., and Kellogg, H.	Dec. 2,	37,033
	1862	
Shaw, A. B.	Dec. 16,	37,202
	1862	
Pipo, John A.	Jan. 27,	37,550
	1863	
Hollowell, J. G.	Feb. 10,	37,624
	1863	
Howe, A. B.	March 17,	37,913
	1863	
Weitling, W.	March 17,	37,931

Shaw & Clark	1863 April 21, 1863	38,246
Baldwin, Cyrus W.	April 28, 1863	38,276
Grote, F. W.	May 5, 1863	38,447
Palmer, C. H.	May 5, 1863	38,450
Mack, W. A.	May 19, 1863	38,592
Bosworth, C. F.	June 9, 1863	38,807
McCurdy, J. S.	June 16, 1863	38,931
Langdon, Leander W.	July 14, 1863	39,256
House, J. A., and H.A. (4 patents on 1 machine)	Aug. 4, 1863	39,442- 39,445
Tracy and Hobbs	Sept. 15, 1863	40,000
Wagener, Jephtha A.	Oct. 13, 1863	40,296
Rehfuss, G.	Oct. 13, 1863	40,311

Lathrop, Lebbeus W., and de Sanno, Wm.	Oct. 27, 1863	40,446
^P Heyer, W. D.	Nov. 17, 1863	40,622
Simmons, A. G., and Scofield, C.	March 1, 1864	41,790
Guinness, W. S.	March 15, 1864	41,916
Willcox, Charles H. (4 patents on 1 machine)	March 22, 1864	42,036
	Aug. 9, 1864	43,819
	Sept. 27, 1864	44,490
	Sept. 27, 1864	44,491
Sibley, J. J.	March 29, 1864	42,117
Thompson, R.	April 19, 1864	42,449
McKay & Blake	May 24, 1864	42,916
Chittenden, H. H.	June 28, 1864	43,289
Hall, Luther	July 5, 1864	43,404

Planer, Louis	Aug. 23, 1864	43,927
Atwater, B.	Sept. 6, 1864	44,063
Dale, John D.	Oct. 11, 1864	44,686
Gritzner, M. C.	Oct. 18, 1864	44,720
Smith, DeWitt C.	Dec. 20, 1864	45,528
Weitling, W.	Jan. 3, 1865	45,777
Cadwell, C.	Jan. 24, 1865	45,972
Bartlett, J. W.	Jan. 31, 1865	46,064
McCurdy, James S.	Feb. 7, 1865	46,303
Lamb, Thomas, and Allen, John	Aug. 15, 1865	49,421
Humphrey, D. W. G.	Aug. 29, 1865	49,627
Tarbox, John N.	Sept. 5, 1865	49,803
Crosby, C. O.	Oct. 3, 1865	50,225

Cajar, E.	Oct. 3, 1865	50,299
Hart, William	Oct. 17, 1865	50,469
Hecht, A.	Oct. 17, 1865	50,473
Emerson, John	Nov. 14, 1865	50,989
Keats, John, and Clark, Wm. S.	Nov. 14, 1865	50,995
Rehfuss, George	Nov. 21, 1865	51,086
Eickemeyer, Rudolf	Feb. 20, 1866	52,698
Hanlon, John	Feb. 27, 1866	52,847
McCurdy, J. S.	April 3, 1866	53,743
Bartram, W. B.	May 15, 1866	54,670
Bartram, W. B.	May 15, 1866	54,671
Goodspeed, G. N.	May 15, 1866	54,816
Hayes, J.	May 22, 1866	55,029

McCloskey, John	June 19, 1866	55,688
House, J. A. and H. A.	June 26, 1866	55,865
Tucker, Joseph C.	July 24, 1866	56,641
Warth, Albin	July 24, 1866	56,646
Destouy, A.	July 31, 1866	56,729
Schwalback, M.	July 31, 1866	56,805
Cately, William H.	Aug. 7, 1866	56,902
Piper, D. B.	Aug. 7, 1866	56,990
Leyden, Austin	Aug. 14, 1866	57,157
Clements, James M.	Aug. 21, 1866	57,451
Davis, Job A.	Oct. 9, 1866	58,614
Rodier, Peter	Nov. 13, 1866	59,659
Duchemin, Wm.	Nov. 13, 1866	59,715

Kilbourn, E. E.	Nov. 20, 1866	59,746
Reed, T. K.	Dec. 4, 1866	60,241
Singer, I. M.	Dec. 11, 1866	60,433
Bartram, W. B.	Jan. 1, 1867	60,669
Rehfuss, G.	Jan. 8, 1867	61,102
Singer, Isaac	Jan. 15, 1867	61,270
Cajar, Emil	Feb. 5, 1867	61,711
Craige, E. H.	Feb. 19, 1867	62,186
Reed, T. K.	Feb. 19, 1867	62,287
Bartram, W. B.	March 5, 1867	62,520
Fuller, H. W.	March 19, 1867	63,033
Stannard, M.	April 23, 1867	64,184
Craige, E. H.	Aug. 13, 1867	67,635
Doll, Arnold	Sept. 3,	68,420

Bruen, L. B.	1867 Sept. 17,	68,839
Hodgkins, C.	1867 Oct. 8,	69,666
Baker, G. W.	1867 Oct. 29,	70,152
Cadwell, Caleb	1867 Nov. 19,	71,131
Fanning, J.	1867 Dec. 31,	72,829
Warth, Albin	1868 Jan. 7,	73,064
Rehfuss, George	1868 Jan. 7,	73,119
Cornely, E.	1868 Jan. 28,	73,696
Blake, L. R.	1868 Feb. 11,	74,289
Fales, J. F.	1868 Feb. 11,	74,328
Jencks, G. L.	1868 Feb. 18,	74,694
Clark, Edwin E.	1868 Feb. 25,	74,751
Halbert, A. W.	March 31,	76,076

Gritzner, M. C.	April 7, 1868	76,323
Bartlett, Joseph W.	April 7, 1868	76,385
Waterbury, Enos	June 16, 1868	79,037
Cole, W. H.	June 30, 1868	79,447
Lamson, Henry P.	July 7, 1868	79,579
French, S.	July 28, 1868	80,345
Stein, M. J.	Sept. 8, 1868	81,956
Hancock, H. J.	Oct. 27, 1868	83,492
Bartram, W. B.	Nov. 3, 1868	83,592
Benedict, C. P.	Nov. 3, 1868	83,596
Bonnaz, A.	Nov. 10, 1868	83,909
Bonnaz, A.	Nov. 10, 1868	83,910
Elliott, F.	Jan. 19,	85,918

Canfield, F. P.	Jan. 19, 1869	86,057
Arnold B.	Jan. 26, 1869	86,121
Jones, John	Jan. 26, 1869	86,163
Russell, W. W.	Feb. 9, 1869	86,695
Eldridge, G. W.	March 2, 1869	87,331
House, J. A. and H. A.	March 2, 1869	87,338
Gird, E. D.	March 9, 1869	87,559
Carpenter, William	March 9, 1869	87,633
Dunbar, C. F.	March 30, 1869	88,282
McLean, J. N.	March 30, 1869	88,499
Billings, C. E.	April 6, 1869	88,603
Winter, Wm.	April 13, 1869	88,936
Tittman, A.	April 20,	89,093

Swartwout, H. L.	April 27, 1869	89,357
Lyons, Lucius	April 27, 1869	89,489
Crosby, C. O.	May 25, 1869	90,507
Gutmann, J.	May 25, 1869	90,528
Duchemin, William	June 8, 1869	91,101
Adams, John Q.	July 6, 1869	92,138
Bond, Joseph, Jr.	Aug. 10, 1869	93,588
Hoffman, Geo. W.	Aug. 24, 1869	94,112
Brown, John H.	Aug. 31, 1869	94,389
Heery, Luke	Sept. 14, 1869	94,740
Gray, Joshua	Oct. 5, 1869	95,581
Smith, E. H.	Oct. 26, 1869	96,160
Page, Chas.	Nov. 2, 1869	96,343

Lyon, Lucius	Nov. 9, 1869	96,713
Clever, P. J.	Nov. 16, 1869	96,886
Mills, Daniel	Nov. 16, 1869	96,944
Woodruff, Geo. B., and Browning, Geo.	Nov. 16, 1869	97,014
Keith, Jeremiah	Dec. 7, 1869	97,518
Hurtu, Auguste J., and Hautin, Victor J.	Dec. 21, 1869	98,064
Lamb, Thomas	Dec. 28, 1869	98,390
Rudolph, B.	Feb. 1, 1870	99,481
Porter, Alonzo	Feb. 8, 1870	99,704
Smith, W. T.	Feb. 8, 1870	99,743
Meyers, N.	Feb. 15, 1870	99,783
Grover, W. O.	Feb. 22, 1870	100,139
Spoehr, F.	April 12, 1870	101,779

Kendall, George F.	April 12, 1870	101,887
Cooney, W.	April 26, 1870	102,226
Brown, F. H.	April 26, 1870	102,366
Howard E., and Jackson, W. H.	May 31, 1870	103,745
Bartram, W. B.	June 14, 1870	104,247
Henriksen, H. P.	June 21, 1870	104,590
Martine, Charles F.	June 21, 1870	104,612
Nasch, Isidor	June 21, 1870	104,630
Hall, L.	July 12, 1870	105,329
Lyon, Lucius	July 26, 1870	105,820
Bennor, Joseph	Aug. 9, 1870	106,249
Barnes, M. M.	Aug. 16, 1870	106,307
Leslie, Arthur M.	Oct. 18, 1870	108,492
Rayer, William A., and	Nov. 1,	108,827

Lincoln, Wm. S. Landfear, Wm. R.	1870 Nov. 22, 1870	109,427
Parham, Charles	Nov. 22, 1870	109,443
Lamb, I. W.	Nov. 29, 1870	109,632
Moreau, Eugene	Jan. 3, 1871	110,669
Robinson, Charles E.	Jan. 3, 1871	110,790
Goodyear, Charles, Jr.	Jan. 24, 1871	111,197
Stevens, G., and Hendy, J.	Jan. 31, 1871	111,488
Carpenter, Mary P.	Feb. 21, 1871	112,016
Hancock, Henry J.	Feb. 21, 1871	112,033
Sidenberg, W.	March 14, 1871	112,745
Chase, M.	April 11, 1871	113,498
Stein, M. J.	April 11, 1871	113,593
Tate, Wm. J.	April 11,	113,704

House, J. A. and H. A.	1871 May 2, 1871	114,294
Sidenberg, W.	May 23, 1871	115,117
Beuttels, Charles	May 23, 1871	115,155
Thompson, G.	May 23, 1871	115,255
Willcox and Carleton (3 patents on 1 machine)	June 27, 1871	116,521 116,522 116,523
Willcox and Carleton	July 4, 1871	116,783
Goodyear, Charles, Jr.	July 11, 1871	116,947
Necker, Carl	July 18, 1871	117,101
Pitt, James; Joseph; Edward; and Wm.	July 18, 1871	117,203
Jones, John T.	Aug. 1, 1871	117,640
West, E. P.	Aug. 1, 1871	117,708
Jones, Solomon (2	Aug. 29,	118,537

patents on 1 machine)	1871	118,538
Lamb, Thomas	Sept. 5, 1871	118,728
Bosworth, C. F.	Jan. 9, 1872	122,555
Smyth, D. M.	Jan. 9, 1872	122,673
Fish, Warren L.	Feb. 13, 1872	123,625
Palmer, C. H.	March 19, 1872	124,694
Baker, G. W.	April 9, 1872	125,374
Gordon and Kinert	April 16, 1872	125,807
Howard, C. W.	April 23, 1872	126,056
(second machine)		126,057
Smyth, D. M.	May 14, 1872	126,845
Beckwith, W. G.	May 21, 1872	126,921
Bouscay, Eloi, Jr.	May 28, 1872	127,145
Braundbeck, E.	June 11, 1872	127,675

Heidenthal, W.	June 11, 1872	127,765
Cleminshaw, S.	June 25, 1872	128,363
Wardwell, S. W., Jr.	July 2, 1872	128,684
Springer, W. A.	July 9, 1872	128,919
Fanning, John	July 16, 1872	129,013
Parks, Volney	July 30, 1872	129,981
Baker, G. W.	July 30, 1872	130,005
Smyth, D. M.	Aug. 6, 1872	130,324
McClure, A. T.	Aug. 13, 1872	130,385
Ashe, Robert	Aug. 20, 1872	130,555
Bartram, W. B.	Aug. 20, 1872	130,557
West, Elliot P.	Aug. 20, 1872	130,674
Happe, J., and Newman, W.	Aug. 20, 1872	130,715

Hinds, Jesse L.	Sept. 10, 1872	131,166
Brown, F. H.	Oct. 1, 1872	131,735
Beckwith, W. G.	Nov. 26, 1872	133,351
Turner, S. S.	Dec. 3, 1872	133,553
Chandler, R.	Dec. 10, 1872	133,757
Venner, O.	Dec. 10, 1872	133,814
Duchemin, W.	Jan. 21, 1873	135,032
Sheffield, G. V.	Jan. 21, 1873	135,047
Parham, Charles	Feb. 4, 1873	135,579
Goodes, E. A.	March 11, 1873	136,718
Tittman, A.	March 11, 1873	136,792
Happe, J., and Newman, W.	March 25, 1873	137,199
Ragan, Daniel	April 1, 1873	137,321

O'Neil, John	April 8, 1873	137,618
Kallmeyer, G.	April 8, 1873	137,689
Ross, J. G., and Miller, T. L.	May 13, 1873	138,764
West, Elliott P.	May 13, 1873	138,772
Koch and Brass	May 13, 1873	138,898
Arnold, B.	May 20, 1873	138,981
Arnold, B.	May 20, 1873	138,982
Lathrop, L. W.	May 20, 1873	139,067
Chandler, Rufus	May 27, 1873	139,368
Jones, S. H.	July 8, 1873	140,631
Smyth, D. M.	July 22, 1873	141,088
Wardwell, S. W., Jr.	July 29, 1873	141,245
Stewart, J., Jr.	July 29, 1873	141,397
Walker, William	July 29,	141,407

	1873	
Blanchard, Helen A.	Aug. 19, 1873	141,987
Springer, W. A.	Aug. 26, 1873	142,290
Cushman, C. S.	Sept. 2, 1873	142,442
Porter, D. A.	Nov. 25, 1873	144,864
Koch & Brass	Dec. 2, 1873	145,215
Richardson, E. F.	Dec. 16, 1873	145,687
Weber, Theo. A.	Dec. 23, 1873	145,823
Scribner, Benjamin, Jr.	Jan. 13, 1874	146,483
Black, Samuel S.	Jan. 20, 1874	146,642
Taylor, F. B.	Jan. 20, 1874	146,721
Richardson, Everett P.	Jan. 27, 1874	146,948
Muir, William	Feb. 3, 1874	147,152
Goodes, E. A.	Feb. 10, 1874	147,387

Springer, Wm. A.	Feb. 10, 1874	147,441
True, C. B.	March 10, 1874	148,336
Wardwell, S. W., Jr.	March 10, 1874	148,339
Shorey, Samuel W.	March 17, 1874	148,765
Smith, James H.	March 24, 1874	148,902
Horr, Addison D.	April 21, 1874	149,862
Page, Chas.	May 5, 1874	150,479
Crane, Thomas	May 5, 1874	150,532
Buhr, J.	May 26, 1874	151,272
Smyth, D. M.	June 9, 1874	151,801
Wensley, James	June 16, 1874	152,055
Dinsmore, A. S., and Carter, John T.	<u>June 30,</u> 1874	152,618
Speirs, J.	July 7, 1874	152,813

Brewer, A. G.	July 14, 1874	152,894
Baglin, Wm.	Aug. 18, 1874	154,113
Howard, E. L.	Aug. 25, 1874	154,485
Landfear, Wm. R.	Sept. 22, 1874	155,193
Drake, Ellis	Oct. 13, 1874	155,932
Barney, Samuel C.	Oct. 20, 1874	156,119
Moreau, Eugene	Oct. 20, 1874	156,171
Huntington, Thomas S.	Dec. 29, 1874	158,214
Bartlett and Plant	Jan. 26, 1875	159,065
Garland, H. P.	Feb. 16, 1875	159,812
Dinsmore, Alfred S.	March 9, 1875	160,512
McCloskey, John	March 30, 1875	161,534
Schmidt, Albert E.	April 27, 1875	162,697

Darling & Darling	May 25, 1875	163,639
Richardson, Everett P.	July 13, 1875	165,506
Whitehill, Robert	July 27, 1875	166,172
Weber, Theodore A.	Aug. 3, 1875	166,236
Pearson, Wm.	Aug. 17, 1875	166,805
Beckwith, William G.	Sept. 7, 1875	167,382
Hall, John S.	Oct. 11, 1875	168,637
Jones, J. T.	Oct. 26, 1875	169,106
Garland, H. P.	Oct. 26, 1875	169,163
Wormald & Dobson	Nov. 9, 1875	169,881
Rose, R. M.	Nov. 30, 1875	170,596
Keith, Jeremiah	Dec. 7, 1875	170,741
Keith, T. K.	Dec. 14, 1875	170,955

Leavitte, Albert	Dec. 14, 1875	171,147
Toll, Charles F.	Dec. 14, 1875	171,193
Keats, Greenwood, & Keats	Dec. 28, 1875	171,622
Thayer, Augustus	Jan. 11, 1876	172,205
Frese, B.	Jan. 18, 1876	172,308
Pearson, William	Jan. 18, 1876	172,478
Sawyer & Esty	Feb. 29, 1876	174,159
Porter & Baker	March 14, 1876	174,703
Walker, William	April 11, 1876	176,101
Upton, L. A.	April 18, 1876	176,153
Witherspoon, S. A.	April 18, 1876	176,211
Rice, T. M.	April 25, 1876	176,686
Murphy, E.	May 2, 1876	176,880
Bradford, E. F., and	May 16,	177,371

Pierce, V. R. Applegate & Webb	1876 May 25, 1876	177,784
Sullivan, John J.	June 27, 1876	179,232
Appleton, C. J., and Sibley, J. J.	July 4, 1876	179,440
Marin, Chas.	July 11, 1876	179,709
Gullransen, P. E., and Rettinger, J. C.	July 25, 1876	180,225
Butcher, Joseph	Aug. 1, 1876	180,542
Jackson, William	Sept. 5, 1876	181,941
Barton, Kate C.	Sept. 12, 1876	182,096
Eickemeyer, Rudolf	Sept. 12, 1876	182,182
Webster, W.	Sept. 12, 1876	182,249
Knoch, C. F.	Oct. 17, 1876	183,400
Cushman, C. S.	Nov. 21, 1876	184,594
Harris, David	Dec. 12,	185,228

Wood, J.	1876 Dec. 26,	185,811
	1876	
Oram, Henry	Jan. 2,	185,952
	1877	
Palmer, Frank L.	Jan. 2,	185,954
	1877	
Hall, John S.	Feb. 6,	187,006
	1877	
Palmateer, William A.	Feb. 20,	187,479
	1877	
Cummins, William G.	Feb. 27,	187,822
	1877	
Esty, William	Feb. 27,	187,837
	1877	
Leavitt & Drew	Feb. 27,	187,874
	1877	
Henriksen, H. P.	March 20,	188,515
	1877	
McKay, Gordon	March 27,	188,809
	1877	
Follett, J. L.	April 10,	189,446
	1877	
Bond, James, Jr.	April 17,	189,599
	1877	
Jacob, F.	April 24,	190,047

Beck, A.	1877 May 1, 1877	190,184
Hallett, H. H.	June 5, 1877	191,584
Randel, William	June 12, 1877	192,008
Corbett, E., and Harlow, C. F.	July 3, 1877	192,568
Brown, F. H.	July 24, 1877	193,477
Melhuish, R. M.	Aug. 28, 1877	194,610
Atwood, K. C.	Sept. 4, 1877	194,759
Macaulay, F. A.	Oct. 9, 1877	195,939
Dimond, George H.	Oct. 16, 1877	196,198
Sedmihradsky, A. J.	Oct. 23, 1877	196,486
Keith, J.	Nov. 6, 1877	196,809
Beck, August	Nov. 6, 1877	196,863
Keith, T. H.	Nov. 6, 1877	196,909

Keats, John	Dec. 11, 1877	198,120
Briggs, Thomas	Jan. 1, 1878	198,790
Corey, J. W.	Jan. 8, 1878	198,970
Howard, T. S. L.	Jan. 15, 1878	199,206
Bosworth, C. F.	Jan. 22, 1878	199,500
Dancel, C.	Jan. 29, 1878	199,802
Pearson, M. H.	Feb. 5, 1878	199,991
Morrell, Robert W.; Parkinson, Thomas; and Parkinson, Joseph	April 23, 1878	202,857
Barcellos, D.	April 30, 1878	203,102
Elderfield, F. D.	June 4, 1878	204,429
Heberling, J.	June 4, 1878	204,604
Beukler, William	June 11, 1878	204,704

Varicas, L.	June 11, 1878	204,864
Stewart, W. T.	July 2, 1878	205,698
House, Jas. A.	July 23, 1878	206,239
Martin, W., Jr.; Dawson, D. R.; and Orchar, R.	Aug. 6, 1878	206,743
Conklin, N. A.	Aug. 6, 1878	206,774
Wollenberg, H., and Priesner, J.	Aug. 6, 1878	206,848
Young, E. S., and Dimond, G. H.	Aug. 13, 1878	206,992
Hoffman, Clara P., and Meyers, Nicholas	Aug. 13, 1878	207,035
Wensley, Jas.	Aug. 20, 1878	207,230
Dimond, G. H.	Aug. 27, 1878	207,400
Steward, A.	Aug. 27, 1878	207,454
Wood, Richard G.	Sept. 10, 1878	207,928
McCombs, Geo. F.	Sept. 24, 1878	208,407

Keith, Jeremiah	Oct. 22, 1878	209,126
Wells, W. W.	Nov. 12, 1878	209,843
Bayley, C. H.	Feb. 11, 1879	212,122
Parmenter, Charles O.	Feb. 18, 1879	212,495
Ingalls, N., Jr.	Feb. 25, 1879	212,602
Cleminshaw, S.	March 18, 1879	213,391
Webb, T., and Heartfield, C. H.	March 25, 1879	213,537
Borton, Stockton	April 8, 1879	214,089
Henriksen, H. P.	May 20, 1879	215,615
Bland, Henry	June 3, 1879	216,016
Morrison, T. W.	June 10, 1879	216,289
Bosworth, Charles F.	June 17, 1879	216,504
Simmons, Frederick	June 24, 1879	216,902

Junker, Carl	July 1, 1879	217,112
Legat, Désiré Mathurin	Aug. 12, 1879	218,388
Willcox, C. H.	Aug. 12, 1879	218,413
Cornely, Emile	Sept. 2, 1879	219,225
Hamm, E.	Sept. 16, 1879	219,578
Tuttle, J. W., and Keith, T. K.	Sept. 16, 1879	219,782
Stackpole, G., and Applegate, J. H.	Oct. 7, 1879	220,314
Otis, S. L.	Oct. 28, 1879	221,093
Bland, H.	Nov. 11, 1879	221,505
Bracher, T. W.	Nov. 11, 1879	221,508
Snediker, J. F.	Nov. 25, 1879	222,089
Mooney, J. H.	Dec. 2, 1879	222,298
Osborne, J. H.	Feb. 3, 1880	224,219
Smith, W. M.	March 2,	225,199

	1880	
Banks, C. M.	March 23, 1880	225,784
Haberling, J.	May 4, 1880	227,249
Haberling, J.	May 11, 1880	227,525
Wiseman, Edmund	June 8, 1880	228,711
Juengst, George	June 15, 1880	228,820
Morley, J. H.	June 15, 1880	228,918
Curtis, G. H. W.	June 22, 1880	228,985
Lipe, C. E.	June 29, 1880	229,322
Miller, L. B., and Diehl, P.	July 6, 1880	229,629
Willcox, C. H.	July 20, 1880	230,212
Shaw, E.	July 27, 1880	230,580
Dinsmore, A. S.	Aug. 17, 1880	231,155
Thurston, C. H.	Oct. 12,	231,300

Butcher, J.	1880 Oct. 26, 1880	233,657
Smyth, D. M.	Nov. 23, 1880	234,732
Hesse, J.	Dec. 7, 1880	235,085
Kjalman, H. N.	Dec. 21, 1880	235,783
Morley, J. H.	Jan. 4, 1881	236,350
Thomas, J.	Jan. 11, 1881	236,466
Benson, G.	March 8, 1881	238,556
Green, G. F.	March 8, 1881	238,678
Eickemeyer, Rudolf	March 29, 1881	239,319
Palmer, C. H.	April 26, 1881	240,758
Campbell, D. H.	May 17, 1881	241,612
Campbell, Duncan H.	May 17, 1881	241,613
Leslie, A. M.	May 24, 1881	241,808

Newell, George F.	June 7, 1881	242,470
Gritzner, Max C.	June 28, 1881	243,444
Keith, Jeremiah	July 5, 1881	243,710
Choquette, A. E.	July 12, 1881	244,033
Mooney, J. H.	July 19, 1881	244,470
Beardslee, W. F.	Aug. 16, 1881	245,781
Hine, Charlie M.	Aug. 23, 1881	246,136
Willcox, C. H.	Sept. 6, 1881	246,700
Hoefler, J.	Sept. 13, 1881	246,883
Woodward, E.	Sept. 20, 1881	247,285
Richards, Jean E.	Jan. 24, 1882	252,799
Abbott, W. W.	Jan. 31, 1882	252,984
Secor, J. B.	Feb. 14, 1882	253,772

Deschamps, O. L.	Feb. 21, 1882	253,915
Hull, E. H.	Feb. 28, 1882	254,217
Roberts, William	March 7, 1882	254,696
Willcox and Borton	March 28, 1882	255,576
Borton and Willcox	March 28, 1882	255,577
Borton and Willcox	March 28, 1882	255,580
Borton and Willcox	March 28, 1882	255,581
Veukler, W.	April 4, 1882	255,916
Hurtu, A. J.	May 30, 1882	258,761
Keats, Alphonso	July 11, 1882	260,990
Ramsden, John W.	Aug. 1, 1882	262,116
Koch, William	Aug. 8, 1882	262,298
Bigelow, J.	Aug. 29, 1882	263,467

Mills, Daniel	Oct. 10, 1882	265,850
Wilkinson, Charles E.	Dec. 19, 1882	269,251
Carlisle, W. S.	Jan. 9, 1883	270,540
Holden, O. J., and Griswold, L.	Feb. 13, 1883	272,050
Cameron, James W.	Feb. 20, 1883	272,527
Miller, L. B., and Diehl, P.	March 20, 1883	274,359
Ludeke, W.	April 10, 1883	275,506
Bolton, J., and Petnz, A. D.	May 8, 1883	277,106
Blodgett, John W.	June 12, 1883	279,320
Haberling, J.	Sept. 4, 1883	284,300
Thimonnier, E., and Vernaz, C.	Oct. 30, 1883	287,592
Duchemin, William	Nov. 20, 1883	288,929
Lawrence, G. H.	Dec. 25, 1883	290,895
Clever, Peter J.	April 8,	296,529

Palmer, John H.	1884 May 6, 1884	298,228
Dowling, James, and Connolly, John	May 27, 1884	299,118
Boecher, Adam	June 10, 1884	300,199
Luedeke, Waldemar	June 17, 1884	300,380
VanVechten, Orville R.	July 15, 1884	302,063
Carr, Wm. H., and Ostrom, F. W.	Aug. 12, 1884	303,361
Trip, J.	Dec. 2, 1884	308,711
Farrar, Arthur	Dec. 30, 1884	309,837
Turner, M. G.	Feb. 17, 1885	312,306
Mills, D.	March 3, 1885	313,359
Hurtu, August J.	April 7, 1885	315,037
Charmbury, Henry	April 28, 1885	316,745
Woodward & Keith	April 28, 1885	316,927

Walker, William	June 16, 1885	320,099
Tucker, R. D.	June 23, 1885	320,898
Wheeler and Dial	Oct. 13, 1885	328,165
Thomas, Joseph	Nov. 10, 1885	330,170
Muegge, C. A.	Dec. 8, 1885	332,207
Diehl, P.	April 13, 1886	339,623
Diehl, P.	Aug. 24, 1886	347,776
Helwig, Arthur	Oct. 5, 1886	350,364
Miehling, Charles	Nov. 2, 1886	351,992
Dieterle, H. E.	Nov. 30, 1886	353,542
Walker, William	Dec. 7, 1886	353,720
Rosenthal, S. A.	Dec. 7, 1886	353,970
Temple, John	Feb. 22, 1887	358,088

Gee, W. V.	April 19, 1887	361,406
Lingley, John W.	Aug. 16, 1887	368,538
Boppel, Jacob	Jan. 29, 1889	396,979
Webster, William	April 30, 1889	402,497
Osterhout and Hallenbeck	May 7, 1889	402,610
Bennett and Dowling	Aug. 27, 1889	409,728
Hine, Charles M.	Jan. 28, 1890	420,382
Wheeler, Nathaniel	Feb. 4, 1890	420,847
Hallenbeck, J. P.	April 8, 1890	425,422
Lisle, Myron C.	May 20, 1890	428,171
Walker and Bennet	May 20, 1890	428,548
Stewart, James, Jr.	July 15, 1890	432,449
Deweese, J. W.	July 22, 1890	432,746

Powell, Thomas	Dec. 16, 1890	442,695
Fletcher, James H.	Dec. 30, 1890	443,756
Rudolph, Ernst B., deceased, Boulter, W. E., administrator	April 7, 1891	449,927
Goodwin, Julius C.	April 21, 1891	450,793
Cook, Hugo	June 23, 1891	454,610
Bowyer, J. T.	June 23, 1891	454,708
Willcox, C. H., and Borton, S.	April 5, 1892	472,094
Legg and Weston	May 17, 1892	474,840
Kern, Ferdinand	July 19, 1892	479,369
Jackson, Francis	May 1, 1894	519,064
Charles Abercrombi	June 5, 1892	520,977
Taft, J. C.	Oct. 15, 1895	547,866

IV. 19th-Century Sewing-Machine Leaflets in the Smithsonian Collections

<i>Machine or Manufacturer</i>	<i>Date</i>	<i>Type</i>
American B.H.O. and Sewing Machine	1874	Illustrated, advertising leaflet
Buckeye sewing machine	ca. 1870	Illustrated, directions for using the machine
New Buckeye	ca. 1872	Illustrated, directions for using the machine
Centennial sewing machine	1876	Illustrated, advertising leaflet
Domestic sewing machine	1872	Illustrated, advertising leaflet
Florence sewing machine	1873	Illustrated, advertising leaflet
Florence sewing machine	1878	Illustrated, directions for using the machine
Goodes sewing	ca.	Advertising leaflet

machine	1876	
Grant Brothers sewing machine	1867	Illustrated, advertising leaflet (Xerox copy)
Grover and Baker sewing machine	1853	Illustrated, advertising leaflet
Grover and Baker sewing machine	ca. 1870	Illustrated, advertising leaflet
Home sewing machine	ca. 1870	Illustrated, advertising leaflet
Howe sewing machine, new "B" machine	1868	Illustrated, instruction booklet
Howe sewing machine	1876	Illustrated, catalog of machines
Independent Noiseless sewing machine	ca. 1874	Illustrated, advertising leaflet
Ladd, Webster sewing machine	1861	Illustrated, advertising leaflet
Little Monitor sewing machine	ca. 1872	Illustrated, advertising leaflet
Remington Family sewing machine	ca. 1874	Illustrated, advertising leaflet
Shaw and Clark sewing machine	1864	Illustrated, advertising leaflet
Singer sewing	1871	Illustrated, advertising

machine Singer sewing machine	1893	leaflet Catalog of machines shown at the Columbian Exposition
Standard Shuttle sewing machine	ca. 1875	Illustrated, advertising leaflet
Ten Dollar Novelty sewing machine	ca. 1870	Illustrated, advertising leaflet
Weed sewing machine	1873	Illustrated, advertising leaflet
Wheeler and Wilson sewing machine	ca. 1869	Illustrated, instruction booklet
Wheeler and Wilson sewing machine	ca. 1870- 1875	Illustrated, advertising leaflet
Wheeler and Wilson no. 8 machine	ca. 1878	Illustrated, instruction booklet
Wilson sewing machine	1872	Illustrated, advertising leaflet



V. A Brief History of Cotton Thread

Although Samuel Slater's wife is credited with making the first cotton sewing thread from yarns spun at the Pawtucket, Rhode Island, mill in about 1794, cotton thread did not become a manufactured item at that time. Slater turned all his interests to producing cotton-twist yarns needed for the warps of cotton fabrics. By 1809, however, the agents of Almy and Brown, partners and distributors for Slater, were advertising cotton thread as follows:

Factory Cotton and Thread Store, No. 26 Court Street opposite Concert Hall. George Connell, Agent for Almy and Brown of Providence and Pawtucket Manufactories, has now for sale from eight to ten thousand weight of yarn, for weaving ... five hundred pounds cotton thread, in hanks, from No. 12 to 60 of a superior quality and very white.[91]

Although it was a short hop from the spinning of cotton warps to the twisting of these cotton yarns to form a sewing thread, the general manufacture of cotton thread as an industry did not originate in the United States but rather in Scotland in the early 19th century. Napoleon's blockade, which curtailed Great Britain's importation of silk—needed not only for fabrics but also for making heddle strings for the looms—stimulated the production of cotton thread there. James and Patrick Clark, in desperation, attempted to substitute cotton for silk in their manufacture of these heddle strings. When they were successful, they considered that if cotton could be used successfully for this purpose it could also be made suitable for sewing thread. In 1812 they built a factory in Paisley, Scotland, which had long been noted for its textile industries. The thread was sold in hanks. About 1820 James' sons, James and John, who were now running J. & J. Clark & Co., began to wind the thread on spools. For this service they charged an extra halfpenny, which was

refunded when the empty spool was returned. The thread was usually a three-ply or so-called three-cord thread.

About 1815 James Coats, also of Paisley, started manufacturing thread at Ferguslie, Scotland. His two sons took over the company in 1826 and formed the J. & P. Coats Company. Another brother, Andrew Coats, became the selling agent in the United States about 1840. But the cotton-thread industry was not fully launched.

As reported in an 1853 *Scientific American*, there was “more American thread made ten years ago than there is today.”^[92] It was not until the six-cord cabled cotton thread, which was suitable for both machine and hand sewing, was perfected that the industry progressed into full operation.

FOOTNOTES:

William R. Bagnall, *Textile Industries of the United States* (Cambridge, Mass., 1893), vol. 1, p. 164.

Scientific American (Oct. 22, 1853), vol. 9, no. 6, p. 46.

VI. Biographical Sketches

BARTHELEMY THIMONNIER

The first man known to have put a sewing machine into practical operation, Barthelemy Thimonnier, was a Frenchman of obscure parentage. His father, a textile dyer of Lyon, left that city in 1793 as a result of the Revolution and journeyed with his family to l'Arbresle where Barthelemy was born in August of that year.


The family resources were small, and, although the young Thimonnier was able to begin studies at the Seminaire de Saint-Jean at Lyons, he soon was forced to leave school for financial reasons and return to his home, then at Amplepuis. There he learned the tailoring trade and by 1813 was fairly well established in his own shop.

At that time many of the town's inhabitants were weavers and almost every house possessed one or two looms. The noise of the shuttle echoed from these family workshops. Thimonnier noted the relatively small amount of time needed to weave a fabric compared with the slow painstaking task of sewing a garment by passing the needle in and out for each stitch of each seam. When his mind began to dwell on the idea of producing a machine to do this stitching, another of the town's occupations supplied

him with a clue and an additional incentive. This village industry produced a type of embroidery work called *point de chainette*, in which a needle with a small hook was used to form the chainstitch, a popular type of decorative stitch long used in countries all over the world. It was Thimonnier's plan to use this type of hooked needle and produce the stitch by machine, employing it both as a decorative stitch and a seam-forming one.

In 1825 Thimonnier moved to St. Etienne, where he became completely absorbed in the idea of inventing a sewing machine. Ignorant of any of the principles of mechanics, he worked alone and in secret for four years, neglecting his tailoring business to the extent that neighbors looked upon him as peculiar, if not crazy. By 1829 he had not only mastered the mechanical difficulties of bringing his dream to realization, but also had made the acquaintance of the man who helped him to success. Ferrand, of l'Ecole des Mines of Saint-Etienne, became interested in the machine and helped finance Thimonnier through his trials and disappointments. In 1830 Thimonnier received a patent on his machine, which produced the chainstitch by means of a needle shaped like a small crochet hook.

Thimonnier, together with Ferrand and a M. Beaunier, made attempts to introduce his machine in Paris. By 1841 they were successful in having eighty of Thimonnier's



machines in use sewing army clothing in a shop in Paris. But the fears of the tailors could not be quieted. The machines were destroyed by an ignorant and infuriated mob, as had been earlier labor-saving devices such as the Jacquard attachment for the loom and Hargreaves' spinning jenny. Thimonnier was forced to flee to his home in St.

Figure 133.—Barthelemy Thimonnier, 1793-1857. From an engraving in the *Sewing Machine Advance*, November 15, 1880. (Smithsonian photo 10569-A.)

Etienne, once more penniless.

Soon after this, Jean Marie Magnin, an engineer from Villefranche -sur-Saône became interested in Thimonnier's machine and provided the inventor again with financial backing. In 1845 under the name of

Thimonnier and Magnin the patent of 1830 was renewed, and under it they organized the first French sewing-machine company. The machines they manufactured could produce 200 stitches per minute.

The Revolution of 1848 curtailed the manufacture and sale of the machines. Thimonnier, remembering his unpleasant experience in 1841, decided to go to England with Magnin, where, on February 8, 1848, they received the English patent for his chainstitch machine. He was also granted United States patent 7,622 on September 20, 1850. This later machine had some advantages over his French machine of 1830, but by this time other inventors had joined the field with machines that were more practical. Magnin entered a sewing machine (which from the description in the catalog must have been Thimonnier's invention) in the Crystal Palace Exhibition in London in 1850, but because it was late in arriving it was overlooked by the judges and not even considered in the competition. Thimonnier died in poverty at Amplepuis on July 5, 1857.

WALTER HUNT

Walter Hunt was born near Martinsburg, New York, on July 29, 1796. Although little is known of Hunt's early childhood, we do learn from the author of his obituary, which appeared in *Scientific American*, July 9, 1860, that

even as a child he was more interested in people and what he could do for them than in what he could do to insure his own welfare. He is said to have devoted his life to his friends, frequently giving away his last cent when he did not have enough to provide for himself.

There is no record that Hunt maintained a regular business other than the occupation of inventor. His

interests were numerous and varied. He received his first patent on June 26, 1826, for a machine for spinning flax




Figure 134.—Walter Hunt, 1796-1860. From a daguerreotype owned by his great-grandson, C. N. Hunt. (Smithsonian photo 32066-A.)

and hemp. During the next 33 years he patented 26 ideas. In addition he sold or dropped several more. His second patent was for a coach alarm, and through the years he also received patents for a variety of things including a knife sharpener, heating stove, ice boat, nail machine, inkwell, fountain pen, safety pin, bottle stopper, sewing machine (1854), paper collars, and a reversible metallic heel.

ELIAS HOWE, JR.

Elias Howe, Jr., was born on his father's farm in Spencer, Massachusetts, on July 9, 1819. This was one of those barren New England farms with many rock-filled acres. All possible ingenuity was necessary to secure a living. The elder Howe supplemented his farming by having a small gristmill, a sawmill, and also by manufacturing cards for the fast-growing cotton industry of New England. Elias Jr.'s earliest recollections were of the latter. He worked with his brothers and sisters sticking wire teeth into strips of leather to make these cotton cards, but, not being very good at this, his family decided to let him "live out" with a neighboring farmer. (Children were leased in those days; they received their board and keep in exchange for chores they would perform.) After a few years, Elias returned home and worked in his father's mill until he was sixteen. Then, against the wishes of his family, he went to

Lowell, Massachusetts. Here, he obtained a learner's place in a machine shop where cotton-spinning machinery was made and repaired.

In 1837, when a financial panic hit the country, Howe lost his job. He then decided to go to Boston, and this marked a turning point in his career. In Boston he met Ari Davis, a maker of mariners' instruments and scientific apparatus. Howe began to work in Davis' shop, a place to which inventors often came to ask advice about their ideas. Davis sometimes helped them, but just as often he shouted at them in anger—he is said to have been one of the noisiest men in Boston. One day Howe overheard his employer bellowing at a man who had brought a knitting machine to the shop to seek Davis' advice. "Why are you wasting your time over a knitting machine?" said Davis, "Take my advice, try something that will pay. Make a sewing machine." "It can't be done," was the reply. "Can't be done?" shouted Davis, "Don't tell me that. Why—I can make a sewing machine myself." "If you do," interrupted the capitalist, "I can make an independent fortune for you." Davis, like most men of many words, often talked of more than he planned to do. He never attempted to invent a sewing machine.

But the loud voices interested Howe, who, it is said, determined then that he would produce a sewing machine and win the fortune that the prosperous-looking man had

asserted was waiting for such a deed. A kind of lameness since birth had made physical tasks painful for Howe, and he perhaps felt that this would offer an opportunity to become independent of hard physical work.

After marrying on a journeyman machinist's pay of \$9 a week, Howe's health worsened and by 1843 was so bad that he had to stop work for days at a time. His wife was forced to take in sewing to maintain the family. It was the sight of his wife toiling at her stitches together with the pressure of poverty that recalled to Howe his earlier interest in a machine to sew. He decided to make an earnest attempt to invent one. Watching his wife for hours at a time, he tried to visualize a machine that would duplicate the motions of the arm. After many trials, he conceived the idea of using an eye-pointed needle in combination with a shuttle to form a stitch. It is possible that, as some authors state, the solution appeared to him in a dream, a manifestation of the subconscious at work. Others have suggested that he may have learned of Hunt's machine. There is a general similarity in the two, not only in the combination of eye-pointed needle and shuttle but in the overhanging arm and vertical cloth suspension.

After conceiving the idea, whatever his inspiration, Howe determined to devote all of his time to producing a working model of his machine. Elias' father, who had then started a factory for splitting palm leaves in Cambridge,

gave him permission to set up a lathe and a few tools in the garret of the factory. Elias moved his family to Cambridge. Soon after his arrival, unfortunately, the building burned down, and Howe despaired of finding a place to work. He had a friend, however, in George Fisher, who had just come into a small inheritance, and Howe persuaded him to enter into partnership with him for the development of the machine. Fisher agreed to board Howe and his family, which now included two children, while Howe completed the model. Fisher also agreed to supply \$500 for material and tools in exchange for a half interest in a patent if one was obtained.

At long last Howe was able to spend his full time and concentration on building his machine. His family was being fed and had a roof over its head. Within a few months Howe had completed a model and by April 1845 had sewed his first seam (see fig. 14). In July of that year he sewed all the principal seams of two suits of wool clothes, one for George Fisher and one for himself.

Several efforts were made to solicit public interest in the new machine. One was installed in a public hall in Boston, and a tailor was employed to operate it at three times the regular wage. The reception was similar to that of Thimonnier's: crowds came to see the "contraption," but, when Howe tried to interest large clothing establishments in using the machine, the protests of the




Figure 135.—Elias Howe, Jr., 1819-1867. From an oil painting in the Smithsonian Institution presented by the inventor's grandson, Elias Howe Stockwell. (Smithsonian photo 622.)

tailors effectively blocked him. He took his sewing machine to the Quincy Hall Clothing Manufactory and offered to sew up any seams brought to him. Daily he sat in one of the rooms demonstrating his machine, and finally he challenged five of the swiftest seamstresses there to a race. Ten seams of equal length were prepared for stitching. One was given to each of the girls while the remaining five were given to Howe. Howe finished his five a little sooner than the girls each finished one, and his

seams were declared the strongest and neatest. (Had any curved or angular work been brought, he could not have stitched it.) Still Howe did not receive a single order. The fear of throwing hand sewers out of work was again expressed, and, in addition, the cost of the machine was said to be too high. When it was estimated that a large shirtmaker would have to buy thirty or forty such machines, the necessary large investment was dismissed as ridiculous.

Howe was not too discouraged. In the meantime, he had finished a second machine for deposit with the patent specifications, as the patent laws then required. The second was a better made machine (fig. 15) and showed several minor changes. As soon as the patent was issued on September 10, 1846, Howe and his partner returned to Cambridge.

Without the inventor's enthusiasm or love of his own invention, George Fisher became thoroughly discouraged. He had boarded Howe and his family for nearly two years, had furnished the money needed to purchase the tools and materials for making the two sewing machines, had met the expense of obtaining the patent and the trip of Howe and himself to Washington; representing in all an outlay of practically \$2000. Since no orders for machines had been received from either garment makers or tailors, Fisher did not see the slightest probability of the

machine's becoming profitable and regarded his advances of cash as a dead loss.

Howe moved back to his father's house with a plan to look elsewhere for a chance to introduce the machine. Obtaining a loan from his father, he built another machine and sent it to England by his brother Amasa. After many discouraging attempts to interest the British, Amasa met William Thomas, a manufacturer of umbrellas, corsets, and leather goods. Thomas employed many workmen, all of whom stitched by hand, and he immediately saw the possibilities of a sewing machine. He proposed that Howe sell the machine to him for £250 sterling (about \$1250). Thomas further proposed to engage the inventor to adapt this machine to the making of corsets, at a salary of £3 a week.

When Amasa Howe returned to Cambridge with the news, Elias was reluctant to accept Thomas' offer but had nothing better in sight. So the brothers sailed for London in February 1847, taking with them Howe's first machine and his patent papers. Thomas later advanced the passage money for Howe's wife and three children so that they could join Howe in England.

At this point, historians disagree on how long Howe was in Thomas' employ and whether he succeeded in adapting the machine to meet Thomas' needs. He was in England long enough, however, to find himself without employment

in a strange country, his funds nearly exhausted, and his wife ill. He hoped to profit by the notice that his work had received and began to build another machine. He sent his family home to reduce expenses while he stayed on to finish the machine.

After working on it for three or four months, he was forced to sell it for five pounds and to take a note for that. To collect enough for his passage home, he sold the note for four pounds cash and pawned his precious first machine and his patent papers. He landed in New York in April 1849 with but half a crown in his pocket to show for his labors. A short time after he arrived, he learned that his wife was desperately ill. Only with a loan from his father was he able to reach her side before she died. Friends were found to look after the children, and Elias returned to work as a journeyman machinist.

Howe discovered, much to his surprise, that during his absence in England the sewing machine had become recognized in the United States. Several machines made in Boston had been sold to manufacturers and were in daily operation. Upon investigating them, he felt that they utilized all or part of the invention that he had patented in 1846, and he prepared to secure just compensation for its use. The first thing he did was to regain his first machine and patent papers from the London pawnshop. It was no easy matter for Howe to raise the money, but by summer

he had managed. It was sent to London with Anson Burlingame, who redeemed the loans, and by autumn of the same year the precious possessions were back in Howe's hands. Though Howe gained nothing by his English experience, William Thomas by his modest expenditure obtained all rights to the machine for Great Britain. This later proved to be a valuable property.

Howe then began writing letters to those whom he considered patent infringers, requesting them to pay a fee or discontinue the manufacture of sewing machines which incorporated his patented inventions. Some at first were willing to pay the fee, but they were persuaded by the others to stand with them and resist Howe. This action forced Howe to the courts. With his father's aid he began a suit, but soon found that considerably more money than either possessed was necessary for such actions. Howe turned once more to George Fisher, but years of investing money in Howe's machine without any monetary return had cooled him to the idea. Fisher, however, agreed to sell his half interest, and in February 1851 George S. Jackson, Daniel C. Johnson, and William E. Whiting became joint owners with Howe. These men helped Howe to procure witnesses in the furtherance of numerous suits, but more money was needed than they could raise. The following year a Massachusetts man by the name of George W. Bliss was persuaded to advance the money for the heavy legal expenses needed to protect the patent.

Bliss did this as a speculation and demanded additional security. Once more Elias' long-suffering parent came to the rescue and mortgaged his farm to get the necessary collateral.

Only one of these suits was prosecuted to a hearing, but this one, relatively unimportant in itself, set the precedent. In it the defense relied on the earlier invention of Walter Hunt to oppose Howe's claims. The defendant succeeded in proving that Hunt invented, perfected, and sold two machines in 1834 and 1835 which contained all the essential devices in Howe's machine of 1846. But Howe showed that the defendant's machine (which was a Blodgett and Lerow) contained some features of Howe's machine which were not in Hunt's. The jury decided the case in favor of Howe. Howe later fought a vigorous battle with Isaac Singer, but after much legal controversy the ultimate decision in that case also was in Howe's favor. The suits and payments to each patent holder for the right to use his idea were choking the sewing-machine industry. Even Howe could not manufacture a practical machine without an infringement. Finally an agreement was reached and a "Combination" was formed by the major patent holders (see pp. 41-42).

In the meantime, eight years of the first term of Howe's patent had expired without producing much revenue. This permitted Howe, upon the death of his partner, George

Bliss, to buy Bliss' half interest for a small sum. He became, then, the sole owner of his patent just as it was to bring him a fortune. He obtained a seven-year extension for his patent in 1860 without any difficulty, and in 1867, when he applied for another extension, he stated that he had received \$1,185,000 from it. Though he endeavored to show that because of the machine's great value to the public he was entitled to receive at least \$150,000,000, the second application was denied.


During the Civil War, Howe enlisted as a private soldier in the 17th Regiment Connecticut Volunteers. He went into the field and served as an enlisted man. On occasion when the Government was pressed for funds to pay its soldiers, he advanced the money necessary to pay his entire regiment.

Howe did not establish a sewing-machine factory until just before his death in 1867. One of his early licensees had been his elder brother, Amasa, who had organized the Howe Sewing Machine Company about 1853. When Elias began manufacturing machines on his own, he sunk into the bedplate of each machine a brass medallion bearing his likeness. Elias gave his company the same name that his elder brother had used. As this had been Amasa's exclusive property for many years, he took the matter to the courts where the decision went against Elias. He then organized the Howe Machine Company and began to

manufacture sewing machines. On October 3, 1867, Elias died in Brooklyn, New York, at the home of one of his sons-in-law. The company was then carried on by his two sons-in-law, who were Stockwell brothers. In 1872 the Howe Sewing Machine Company was sold by Amasa's son to the Stockwells' Howe Machine Company, which in turn went out of business in the mid-1880s.

ALLEN BENJAMIN WILSON

Allen B. Wilson was born in the small town of Willett, Cortlandt County, New York, in 1824. At sixteen he was apprenticed to a distant relative, a cabinetmaker. Unfortunate circumstances caused him to leave this employ, and in 1847 Wilson was in Adrian,



Michigan,
working as a
journeyman
cabinetmaker.
The place and
year are
important, for it
was at this time

**Figure 136.—Allen Benjamin
Wilson, 1824-1888. From a drawing
owned by the Singer Mfg. Co.
Formerly, the drawing was owned
by the Wheeler & Wilson Mfg. Co.
(Smithsonian photo 32066.)**

that he conceived his idea of a sewing machine. Because of the distant location, it is believed that he was not aware of similar efforts being made in New England. Wilson became ill and for many months could not work at his trade. By August 1848 he was able to work again and found employment at Pittsfield, Massachusetts. Resolving to develop his idea of a sewing machine, he worked diligently and by November had made full drawings of all the parts, according to his previous conceptions.

In comparison to the monetary returns received by the inventors Howe and Singer, Wilson himself did not receive as great a monetary reward for his outstanding sewing-machine inventions. Because of his health Wilson retired in 1853, when the stock company was formed, but he received a regular salary and additional money from the patent renewals. Wilson petitioned for a second extension of his patents on April 7, 1874, stating that, due to his early poverty, he had been compelled to sell a half interest in a patent (his first one) for the sum of \$200. Also

he stated that he had not received more than his expenses during the original fourteen-year term. Wilson also stated that he had received only \$137,000 during the first seven-year extension period. These figures were verified by his partner. The petition was read before both Houses of Congress and referred to the Committee on Patents.^[93] There was strong feeling against the extension of the Wilson patents. The New York *Daily Graphic*, December 30, 1874, reported:

So valuable has been this latter four-motion feed that few or no cloth-sewing machines are now made without it. The joint ownership of this feature of the Wilson patents has served to bind the combination of sewing-machine builders together, and enabled them to defy competition by force of the monopoly. It is this feature which the combination wishes to further monopolize for seven years by act of Congress. The inventor has probably realized millions for his invention. Singer admits that his patents, which are much less important, paid him two millions prior to 1870, since which time he has not been compelled to render an account. The Wilson patents with their extended terms were worth a much larger sum. They have been public property, so far as the feed is concerned, since June 15, 1873, and will remain so if too great a pressure is

not brought to bear on Congress for their extension. A monopoly of this feed motion for seven years more would be worth from ten to thirty millions to the owner—and would cost the people four times as much.


Wilson had not made the millions for he only received a small percentage of the renewals' earnings plus his salary from the patents' owner, the Wheeler and Wilson Manufacturing Company.

The Congressional Committee on Patents made an adverse report in 1874 and again in 1875 and 1876, when applications for an extension were continued

Wilson died on April 29, 1888.

ISAAC MERRITT SINGER

Isaac Singer, whose name is known around the world as a manufacturer of sewing machines, was the eighth child of poor German immigrants. Isaac was born on October 27, 1811, in Pittstown, New York, but most of his early life was spent in Oswego. He worked as a mechanic and cabinetmaker, but acquired an interest in the theater. Under the name of Isaac Merritt, he went to Rochester and became an actor. In 1839, during an absence from the theater, he completed his first invention, a mechanical



excavator, which he sold for \$2000. With the money Singer organized a theatrical troupe of his own, which he called "The Merritt Players." When the group failed in Fredericksburg, Ohio, Singer was stranded for lack of funds.

Figure 137.— Isaac Merritt Singer, 1811-1875. From a charcoal drawing owned by the Singer Mfg. Co. (Smithsonian photo 32066-B)

Forced to find some type of employment, Singer took a job in a Fredericksburg

plant that manufactured wooden printers' type. He quickly recognized the need for an improved type-carving machine. After inventing and patenting one, he found no financial support in Fredericksburg and decided to take the machine to New York City. Here, the firm of A. B. Taylor and Co. agreed to furnish the money and give

Singer room in its Hague Street factory to build machines. A boiler explosion destroyed the first machine, and Taylor refused to advance more money.

While Singer was with Taylor, George B. Zieber, a bookseller who had seen the type-carving machine, considered its value to publishers. Zieber offered to help Singer and raised \$1700 to build another model. In June 1850 the machine was completed. Singer and Zieber took the machine to Boston where they rented display space in the steam-powered workshop of Orson C. Phelps at 19 Harvard Place. Only a few publishers came to look at the machine, and none wanted to buy it.

Singer, contemplating his future, became interested in Phelps' work, manufacturing sewing machines for J. A. Lerow and S. C. Blodgett. Phelps welcomed Singer's interest as the design of the mechanism was faulty and purchasers kept returning the machines for repairs. Singer examined the sewing machine with the eyes of a practical machinist. He criticized the action of the shuttle, which passed around a circle, and the needle bar, which pushed a curved needle horizontally. Singer suggested that the shuttle move to and fro in a straight path and that a straight needle be used vertically. Phelps encouraged Singer to abandon the type-carving machine and turn his energies toward the improvement of the sewing machine. Convinced that he could make his ideas work, Singer

sketched a rough draft of his proposed machine, and with the support of Zieber and Phelps the work began.

Singer continued to be active in the sewing-machine business until 1863. He made his home in Paris for a short time and then moved to England. While living at Torquay he conceived the idea of a fabulous Greco-Roman mansion, which he planned to have built at Paignton. Singer called it "The Wigwam." Unfortunately, after all his plans, he did not live to see its completion. Singer died on July 23, 1875, of heart disease at the age of sixty-three.

FOOTNOTES:

The Proceedings and Debates of the 43rd Congress, First Session, 1874 Congressional Record, vol. 2, part 3, petition read to the House by Mr. Creamer on April 7, 1874. In part 4 of the same, Mr. Buckingham read a similar petition to the Senate on May 19, 1874. Both were referred to the Committee on Patents; an extension was not granted.

Bibliography

Adams, Charles K. Sewing machines. In vol. 7 of *Johnson's universal cyclopaedia*, New York: D. Appleton and Company, 1895.

Alexander, Edwin P. Sewing, plaiting, and felting machines. Pp. 341-353 in *The Practical Mechanic's Journal's record of the great exhibition, 1862*. 1862.

———. On the sewing machine: Its history and progress. *Journal of the Royal Society of Arts* (April 10, 1863), vol. 2, no. 542, p. 358.

American Historical Society. *The life and works of George H. Corliss*. (Privately printed for Mary Corliss by the Society.) 1930.

Biography of Isaac M. Singer. *The Atlas*, New York, N.Y., March 20, 1853.

Bishop, J. Leander. In vol. 2 of *A history of American manufactures from 1608 to 1860*, by Bishop; Philadelphia: Edward Young and Company, 1866.

Bolton, James. Sewing machines, special report

on special subjects. In vol. 2 of *Report of the Committee on Awards*; Chicago: World's Columbian Exposition, 1893.

Brockett, Linus P. Sewing machines. In vol. 4 of *Johnson's universal cyclopaedia*; New York: D. Appleton and Company, 1874.

Burr, J. B. *The great industries of the United States*. Hartford: J. B. Burr and Hyde, n.d.

Cook, Rosamond C. *Sewing machines*. Peoria, Illinois: Manual Arts Press, 1922.

Depew, C. M. 100 years of American commerce. In vol. 2, *American sewing machines* by F. G. Bourne. New York: D. O. Haines, 1895.

District of Columbia Circuit Court. Case of Hunt vs. Howe. In *Federal Cases*, case 6891, book 12, 1855.

Doolittle, William H. *Inventions*. Vol. in Library of modern progress. Philadelphia: Modern Progress Publishing Company, 1905.

Durgin, Charles A. *Digest of patents on sewing machines, Feb. 21, 1842-July 1, 1859*. New York: Livesey Brothers, 1859.

Fairfield, George A. Report on sewing machines. In vol. 3 of *Report of the commissioners of the United States to the international exhibition held at Vienna, 1873*. 1874.

Fiske, Bradley A. *Invention, the master-key to progress*. New York: E. P. Dutton and Company, 1921.

Gifford, George W. [Counsel for Elias Howe, Jr.] *Argument of Gifford in favor of Howe's application for extension of patent*. Washington: U.S. Patent Office, 1860.

Granger, Jean. Thimonnier et la machine à coudre. In vol. 2 of *Les publications techniques*. Paris, 1943. [Source for biographical sketch on Barthelemy Thimonnier.]

Gregory, George W. *Machines, etc., used in sewing and making clothing*. Vol. 7 of *Reports and Awards*. Philadelphia International Exhibition, 1876. U.S. Centennial Commission, Washington, D.C., 1880.

Hersberg, Rudolph. *The sewing machine, its history, construction and application*. Transl. Upfield Green. London: E. & F. N. Spon, 1864.

Howe, Henry. *Adventures and achievements of*

Americans. Published by the author, 1860.

Howe Machine Company. *The Howe exhibition catalog of sewing machines*. Published by the company for the Philadelphia Centennial Exposition, 1876.

Hubert, Philip G., Jr. *Men of achievement: inventors*. New York: Charles Scribner's Sons, 1894.

Hunt, Clinton N. *Walter Hunt, American inventor*. Published by the author, 1935. [Source for biographical sketch on Walter Hunt.]

International Exhibition. Sewing and knitting machines. In *Reports of the Juries*, Class VII, Section A. London, 1862.

Johnson Clark and Company. *Sewing machines for domestic and export trade*. Published by the company, 1883.

Kaempffert, Waldemar. A popular history of American invention. *Making clothes by machine*, by John Walker Harrington, vol 2. New York: Charles Scribner's Sons, 1924.

Kilgare, C. B. *Sewing-machines*. Philadelphia: J. B. Lippincott Company, 1892.

Knight, Edward H. Vol. 3 of *Knight's American mechanical dictionary*. Boston: Houghton, Mifflin and Company, 1882.

Lewton, Frederick L. The servant in the house: a brief history of the sewing machine. Pp. 559-583 in *Annual Report of the Smithsonian Institution* (1929); Washington: 1930.

Luth, Erich. *Ein Mayener Strumpfwirker, Balthasar Krems, 1760-1813, Erfinder der Nähmaschine*. Hamburg, Germany: Verlag Herbert Luth, 1941.

— — . *Josef Madersperger oder der unscheinbare Genius*. Hamburg, Germany: Reichsverband des Deutschen Nähmaschinenhandels EV, 1933 [?].

Obituary of Isaac M. Singer. *New York Tribune*, July 26, 1875.

Madersperger, Joseph. *Beschreibung einer Nähmaschine*. Vienna, ca. 1816.

O'Brien, Walter. Sewing machines. *Textile American*, reprinted March 1931. [A paper read at a meeting of the Leicester Textile Society.]

Orcutt, Rev. Samuel. *A history of the old town of*

Stratford and the city of Bridgeport, Connecticut. 2 vols. Fairfield County Historical Society, 1886.

Paris Universal Exposition. *Reports of the U.S. Commissioners General Survey*, vol. 1, pp. 293-297. 1867.

Parton, James. History of the sewing machine. *Atlantic Monthly*, May 1867.

Raymond, William Chandler. *Curiosities of the Patent Office*. Syracuse, N.Y.: published by the author, 1888.

Reid, J. A. *A monograph prepared for American industrial education conference and exposition*. Elizabethport, N.J.: Singer Manufacturing Company, 1915.

Renters, Wilhelm. *Praktisches Wissen von der Nähmaschine*. Langensalza, Berlin, and Leipzig: Verlag Julius Beltz, 1933.

Scientific American. Issues of January 27, February 3, and November 24, 1849; July 17, 1852; July 9 and November 5, 1859; January 3 and May 16, 1863; October 19, 1867; and July 25, 1896.

Scott, John. *Genius rewarded, or the story of the sewing machine*. New York: J. J. Caulon, 1880.

Sewing Machine Advance. Chicago. Vols. 1-35, no. 5, May 1879 to 1913.

Sewing Machine Journal. September 1879 to December 1884.

Sewing Machine News. New York. Vols. 1-6, 1877-1879; n.s. vols. 1-16, 1879-1893.

Sewing Machine Times. New York. Vols. 1-9, 1882-1890; n.s. vols. 1-38 (nos. 1-725), 1891-April 1924.

Stambaugh, John P. *Sewing machines at the 22nd annual exhibition of the Maryland Institute, also a history of the sewing machine*. Hartford, Conn.: Weed Sewing Machine Company, 1872.

Story of sewing machine patents. *New York Tribune*, May 23, 1862.

Thompson, Holland. The age of invention. Vol. 37 of the *Chronicles of America*. New Haven: Yale University Press, 1921.

Towers, Henry M. *Historical sketches relating to Spencer, Massachusetts*. Vol. 1. Spencer,

Mass.: W. G. Heffernan, 1901.

Urquhart, J. W. *Sewing machinery*. Vol. 8 in Weale's rudimentary scientific and educational series. London: Crosby Lockwood and Co., 1881.

Van Slyck, J. D. *New England manufacturers and manufactories*. Vol. 2. Boston: Van Slyck and Company, 1879. [Source for biographical sketch on Allen Benjamin Wilson, Van Slyck, vol. 2, pp. 672-682.]

Walso, George C., Jr. *History of Bridgeport and vicinity*. Vol. 2. Bridgeport, Conn.: S. J. Clarke Publishing Company, 1917.

Who invented the sewing machine? *The Galaxy* [article unsigned], vol. 4, August 1867.

Indexes

Geographical Index to Companies listed in Appendix II

CONNECTICUT

Bridgeport

D. W. Clark, [67](#)

Jerome B. Secor, [68](#)

Goodbody Sewing Machine Co., [69](#)

Howe Machine Co., [69](#)

Secor Machine Co., [72](#)

American Hand Sewing Machine Co., [72](#)

Wheeler & Wilson Mfg. Co., [74](#)

Bristol

Nettleton & Raymond, [72](#)

Watson & Wooster, [73](#)

Danbury

Bartram & Fanton Mfg. Co., [66](#)

Hartford

Morrison, Wilkinson & Co., [71](#)

Weed Sewing Machine Co., [74](#)

Meriden

Fosket and Savage, [68](#)

Charles Parker Co., [72](#)

Parker Sewing Machine Co., [72](#)

Middletown

Victor Sewing Machine Co., [73](#)

Norwich

Greenman and True Mfg. Co., [69](#)

Waterbury

Waterbury Co., [73](#)

West Meriden

Parkers, Snow, Brooks & Co., [70](#)

DISTRICT OF COLUMBIA

Washington

Post Combination Sewing Machine Co., [72](#)

ILLINOIS

Belleville

Thomas M. Cochrane Co., [71](#)

J. H. Drew & Co., [71](#)

Belvidere

June Mfg. Co., [70](#)

National Sewing Machine Co., [71](#)

Chicago

Chicago Sewing Machine Co., [67](#)

Eldredge Sewing Machine Co., [68](#)

Free Sewing Machine Co., [69](#)

Scates, Tryber & Sweetland Mfg., [67](#)

Sigwalt Sewing Machine Co., [67](#), [73](#)

H. B. Goodrich, [69](#)

June Mfg. Co., [70](#)

Rockford

Free Sewing Machine Co., [69](#)

MAINE

Biddeford

Shaw & Clark Sewing Machine Co., [71](#), [73](#)

MASSACHUSETTS

Boston

O. Phelps, 66

J. F. Paul & Co., 66

Boston Sewing Machine Co., 66

Bradford & Barber, mfgs., 66

John P. Bowker, 68

Empire Sewing Machine Co., 68

Finkle & Lyon Sewing Machine Co., 68, 73

Grover and Baker Sewing Machine Co., 69

Nichols and Bliss, 69

J. B. Nichols & Co., 69

Nichols, Leavitt & Co., 69, 70

N. Hunt & Co., 70

Hunt and Webster, 70

Emery, Houghton & Co., 70

Ladd, Webster & Co., 70

Leavitt & Co., 70

Leavitt Sewing Machine Co., 70

Safford & Williams Makers, 71

C. A. French, 72

F. R. Robinson, 72

Howard & Davis, 72

I. M. Singer & Co., 73

Butterfield & Stevens Mfg. Co., 74

Williams & Orvis Sewing Machine Co., 74

Chicopee Falls

Shaw & Clark Co., 73

Chicopee Sewing Machine Co., 73

Florence

Florence Sewing Machine Co., 67, 68

Foxboro

Foxboro Rotary Shuttle Co., 68

Lowell

Aetna Sewing Machine Co., 65

Lynn

Woolridge, Keene and Moore, 67

Orange

Gold Medal Sewing Machine Co., 69

Johnson, Clark & Co., 69, 71, 73

Grout & White, 71

New Home Sewing Machine Co., 71

Springfield

Leader Sewing Machine Co., 70

Springfield Sewing Machine Co., 73
D. B. Wesson Sewing Machine Co., 74

Winchendon

J. G. Folsom, 68, 69, 71
William Grout, 71

Worcester

Goddard, Rice & Co., 66

MICHIGAN

Detroit

Decker Mfg. Co., 67
C. G. Gardner, 69

MISSOURI

St. Louis

Wardwell Mfg. Co., 73

NEW HAMPSHIRE

Dover

O. L. Reynolds Manufacturing Co., 71

Marlboro

Thurston Mfg. Co., 67

Mason Village

Franklin Sewing Machine Co., 68

NEW JERSEY

Elizabethport

Singer Mfg. Co. (manufactory, not office), 73

Paterson

Whitney Sewing Machine Co., 74

NEW YORK

Binghamton

Independent Sewing Machine Co., 70

Brooklyn

J. H. Lester, 70

G. L. Du Laney, 70

Ithaca

- Aiken and Felthousen (patentees), 65
- American Magnetic Sewing Machine Co., 65
- Clinton Brothers, 67
- T. C. Thompson, 73

New York

- Avery Sewing Machine Co., 66
- A. Bartholf, mfg., 66
- Bartholf Sewing Machine Co., 66
- Bartlett Sewing Machine Co., 66
- Barlow & Son, 66
- Beckwith Sewing Machine Co., 66
- J. A. Davis, 67
- Demorest Mfg. Co., 67
- Charles A. Durgin, 68
- Elliptic Sewing Machine Co., 68
- Eureka Shuttle Sewing Machine Co., 68
- Excelsior Sewing Machine Co., 68
- Madame Demorest, 68
- First and Frost, 68
- L. Griswold, 69
- Howe Sewing Machine Co., 69
- Thos. A. Macauley Mfg., 70
- New York Sewing Machine Co., 71
- T. W. Robertson, 72
- I. M. Singer & Co., 73

Singer Mfg. Co., 73

Standard Shuttle Sewing Machine Co., 73

Henry Stewart & Co., 73

Stewart Mfg. Co., 73

E. E. Lee & Co., 74

Willcox & Gibbs Sewing Machine Co., 74

Watertown

Davis Sewing Machine Co., 67

Wheeler, Wilson & Co., 74

Westmoreland

A. B. Buell, 67

OHIO

Cleveland

Wilson (W. G.) Sewing Machine Co., 66, 74

Domestic Sewing Machine Co. (after 1924), 67

Leslie Sewing Machine Co., 70

Standard Sewing Machine Co., 73

White Sewing Machine Co., 74

Dayton

Davis Sewing Machine Co., 67

Elyria

West & Willson Co., 74

Norwalk

Dauntless Mfg. Co., 67, 72

Wm. A. Mack & Co., and N. S. Perkins, 67

Domestic Sewing Machine Co., 67, 70

Springfield

Royal Sewing Machine Co., 72

St. John Sewing Machine Co., 73

Toledo

Jewel Mfg. Co., 70

PENNSYLVANIA

Erie

Noble Sewing Machine Co., 72

Philadelphia

American Buttonhole, Overseaming and Sewing
Machine Co., 65

Centennial Sewing Machine Co., 67

George B. Sloat and Co., 68

Rex & Bockius, 69

Grant Bros. & Co., [69](#)

B. W. Lacey & Co., [71](#)

Parham Sewing Machine Co., [72](#)

Philadelphia Sewing Machine Co., [72](#)

Quaker City Sewing Machine Co., [72](#)

E. Remington & Sons, [72](#)

Taggart & Farr, [73](#)

Pittsburgh

Love Mfg. Co., [70](#)

RHODE ISLAND

Providence

Household Sewing Machine Co., [69](#)

Providence Tool Co., [69](#)

VERMONT

Brattleboro

Samuel Barker and Thomas White, [66](#)

Brattleboro Sewing Machine Co., [68](#)

Estey Sewing Machine Co., [68](#)

Higby Sewing Machine Co., [69](#)

Nettleton & Raymond (Charles Raymond), [71](#)

Windsor

Lamson, Goodnow & Yale, [67](#), [74](#)

Vermont Arms Co., [74](#)

VIRGINIA

Richmond

Lester Mfg. Co., [70](#)

Union Sewing Machine Co., [68](#), [70](#)

Old Dominion Sewing Machine Co., [72](#)

WISCONSIN

Milwaukee

Whitehill Mfg. Co., [74](#)

Alphabetical Index to Patentees listed in Appendix III

Abercrombi, Charles, 520977

Abbott, W. W., 252984

Adams, John Q., 92138

Alexander, Elisa, 16518

Ambler, D. C., 11884

Angell, Benjamin J., 19285

Applegate, John H., and Webb, Charles B., 177784

Appleton, C. J., and Sibley, J. J., 179440

Arnold, B., 86121, 138981, 138982

Arnold, G. B. and A., 30112

Arnold, G. B., 28139

Atwater, B., 44063

Atwood, J. E., 22273

Atwood, K. C., 194759

Atwood, J. E., J. C., and O., 19903

Avery, Otis, 9338, 10880

Avery, O. and Z. W., 22007

Bachelder, J., 6439

Baglin, William, 154113

Baker, G. W., 70152, 125374, 130005

Baldwin, Cyrus W., 38276

Banks, C. M., 225784

Barcellos, D., 203102

Barnes, M. M., 106307

Barnes, William T., 20688, 25084, 25876

Barney, Samuel C., 156119

Barrett, O. D., 25785

Bartholf, Abraham, 19823

Bartlett, Joseph W., 46064, 76385

Bartlett, Joseph W., and Plant, Frederick, 159065

Barton, Kate C., 182096

Bartram, W. B., 54670, 54671, 60669, 62520, 83592,
104247, 130557

Bates, W. G., assignor to Johnson, William H., 9592

Bayley, C. H., 212122

Bean, Benjamin W., 2982

Bean, E. E., 28144

Beardslee, W. F., 245781

Beck, August, 190184, 196863

Beckwith, William G., 126921, 133351, 167382

Behn, Henry, 18071, 18880

Belcher, C. D., 16710

Benedict, C. P., 83596

Bennett, Frank Howard, and Dowling, James, 409728

Bennor, Joseph, 106249

Benson, George, 238556

Beukler, William, 204704

Beuttel, Charles, 115155

Bigelow, J., 263467

Billings, C. E., 88603

Bishop, H. H., 22226

Black, Samuel S., 146642

Blake, Lyman R., 20775, 74289

Blanchard, Helen A., 141987

Bland, Henry, 216016, 221505

Blodgett, S. C, 15469, 21465

Blodgett, John W., 279320

Boecher, Adam, 300199

Bond, Joseph Jr., 12939, 93588, 189599

Booth, Ezekiel, 25087

Boppel, Jacob, 396979

Borton, S., 214089

Borton, Stockton, and Willcox, Charles H., 255576,
255577, 255580, 255581

Bosworth, C. F., 19979, 38807, 122555, 199500, 216504

Bounaz, A., 83909, 83910

Bouscay, Eloi, Jr., 127145

Bowyer, J. T., 454708

Boyd, A. H., 19171, 24003, 31864

Bracher, T. W., 221508

Bradeen, J. G., 9380

Bradford, E. F. and Pierce, V. R., 177371

Braundbeck, E., 127675

Brewer, A. G., 152894

Briggs, Thomas, 198790

Brown, F. H., 94389, 102366, 131735, 193477

Bruen, J. T., 31208

Bruen, L. B., 68839

Budlong, William G., 25946

Buell, J. S., 25381

Buhr, Johannes, 151272

Burnet, S. S. and Broderick, W., 22160

Burr, Theodore, 32023

Butcher, Joseph, 180542, 233657

Cadwell, Caleb, 45972, 71131

Cajar, Emil, 50299, 61711

Cameron, James W., 272527

Campbell, Duncan H., 241612, 241613

Canfield, F. P., 86057

Carhart, Peter S., 24098

Carlisle, W. S., 270540

Carpenter, Lunan, 20990

Carpenter, Mary P., 112016

Carpenter, William, 87633

Carr, William H. and Ostrom, F. W., 303361

Case, George F., 33029

Cately, William H., 56902

Chamberlain, J. N., 28452

Chandler, Rufus, 133757, 139368

Charmbury, H., 316745

Chase, M., 113498

Chilcott, J. and Scrimgeour, J., 12856

Chittenden, H. H., 43289

Choquette, A. E., 244033

Clark, David W., 19015, 19072, 19129, 19409, 19732, 20481, 21322, 23823

Clark, Edwin, 26336

Clark, Edwin E., 74751

Clements, James M., 57451

Cleminshaw, S., 128363, 213391

Clever, P. J., 96886

Clever, Peter J., 296529

Coates, F. S., 19684

Cole, W. H., 79447

Conant, J. S., 12233

Conklin, N. A., 206774

Cook, Hugo, 454610

Cooney, W., 102226

Corbett, E. and Harlow, C. F., 192568

Corey, J. W., 198970

Corliss, George H., 3389

Cornely, E., 73696

Cornely, Emile, 219225

Craige, E. H., 62186, 67635

Crane, Thomas, 150532

Crosby, C. O., 50225, 90507

Crosby, C. O. and Kellogg, H., 37033

Cummins, William G., 187822

Curtis, G. H. W., 228985

Cushman, C. S., 142442, 184594

Dale, John D., 44686

Dancel, Christian, 199802

Darling and Darling, 163639

Davis, Job A., 27208, 58614

Derocquigny, A. C. F., Gance, D., and Hanzo, L., 34748

Deschamps, O. L., 253915

Destouy, Auguste, 56729

Deweese, John W., 432746

Dickinson, C. W., 26346

Diehl, Philipp, 339623, 347776, 347777, 348113

Dieterle, H. E., 353542

Dimmock, Martial and Rixford, Nathan, 19135

Dimond, George H., 196198, 207400

Dinsmore, Alfred S., 160512, 231155

Dinsmore, A. S., and Carter, John T., 152618

Doll, Arnold, 68420

Dopp, H. W., 27279

Dowling, James, and Connolly, John, 299118

Drake, Ellis, 155932

Duchemin, William, 59715, 91101, 135032, 288929

Dunbar, C. F., 88282

Durgin, Charles A., 12902

Earle, T., 31156

Eickemeyer, Rudolf, 52698, 182182, 239319

Elderfield, F. D., 204429

Eldridge, G. W., 87331

Elliott, F., 85918

Emerson, John, 50989

Emswiler, J. B., 25002

Esty, William, 187837

Fales, J. F., 74328

Fanning, John, 72829, 129013

Farr, Chester N., 25004

Farrar, Arthur, 309837

Fetter, George, 18793, 19059

Fish, Warren L., 123625

Fletcher, James N., 443756

Follett, Joseph L., 189446

Fosket, William A., and Savage, Elliot, 22719, 25963

French, Stephen, 80345

Frese, B., 172308

Fuller, H. W., 63033

Fuller, William M., 32496

Garland, H. P., 159812, 169163

Gee, W. V., 361406

Gibbs, James E. A., 16234, 16434, 17427, 21129, 21751,

27214, 28851

Gird, E. D., 87559

Goodes, E. A., 136718, 147387

Goodspeed, G. N., 54816

Goodwin, Julius C., 450793

Goodwyn, H. H., 24455

Goodyear, Charles Jr., 111197, 116947

Gordon, James, and Kinert, William, 125807

Gray, Joshua, 16566, 19665, 24022, 95581

Green, George F., 238678

Greenough, John J., 2466

Gritzner, M. C., 44720, 76323

Gritzner, Max C., 243444

Grote, F. W., 38447

Grout, William, 24629

Grover, William O., 14956, 33778, 36405, 100139

Grover, William O., and Baker, William E., 7931

Guinness, William S., 41916

Gullrandsen, P. E., and Rettinger, J. C., 180225

Gutmann, Julius, 90528

Halbert, A. W., 76076

Hall, William, 24870

Hale, William S., 36084

Hall, Luther, 43404

Hall, L., 105329

Hall, John S., 168637, 187006

Hallenbeck, J. P., 425422

Hallett, H. H., 191584

Hamm, E., 219578

Hancock, Henry J., 83492, 112033

Hanlon, John, 52847

Happe, J., and Newman, W., 130715, 137199

Hardie, J. W., 30854

Harris, Daniel, 17508, 17571

Harris, David, 185228

Harrison, J. Jr., 10763, 13616, 25013, 25262

Hart, William, 50469

Hayes, James, 55029

Hayden, H. W., 24937

Heberling, J., 204604, 227249, 227525, 284300

Hecht, A., 50473

Heery, Luke, 94740

Heidenthal, William, 127765

Helwig, Arthur, 350364

Hendrick, Joseph E., 19660, 21722

Hendrickson, E. M., 34330

Henriksen, H. P., 104590, 188515, 215615

Hensel, George, 24737

Herron, A. C., 20557

Hesse, Joseph, 235085

Heyer, W. D., 40622

Heyer, Frederick, 30731

Hicks, William C., 26035, 29268

Hinkley, Jonas, 25231

Hinds, Jesse L., 131166

Hine, Charles M., 420382

Hine, Charlie M., 246136

Hodgkins, Christopher, 9365, 33085, 69666

Hoefler, J., 246883

Hoffman, George W., 94112

Hoffman, Clara P., and Meyers, Nicholas, 207035

Holden, O. J., and Griswold, L., 272050

Hollowell, J. G., 27624

Holly, Birdsill, 28176

Hook, Albert H., 22179, 24027

Horr, Addison D., 149862

House, James A., 206239

House, James A., and House, Henry A., 36932, 39442, 39445, 55865, 87338, 114294

Howard, C. W., 126056, 126057

Howard, T. S. L., 199206

Howard, E. L., 154485

Howard, E., and Jackson, W. H., 103745

Howe, Amasa Bemis, 37913

Howe, Elias, 4750, 16436

Hubbard, George W., 18904, 21537

Hull, E. H., 254217

Humphrey, D. W. G., 36617, 49627

Hunt, Walter, 11161

Huntington, Thomas S., 158214

Hurtu, Auguste J., 258761, 315037

Hurtu, Auguste J., and Hautin, Victor J., 98064

Ingalls, N., Jr., 212602

Jackson, Francis, 519064

Jackson, William, 181941

Jacob, Frederick, 190047

Jencks, G. L., 74694

Jennings, L., 16237

Johnson, Albert F., 16387, 20686, 26948

Johnson, W. H., 10597

Jones, John T., 86163, 117640, 169106

Jones, Samuel H., 140631

Jones, Solomon, 118537, 118538

Jones, William, and Haughian, P., 32297

Juengst, George, 27132, 228820

Junker, Carl, 217112

Kallmeyer, G., 137689

Keats, Alphonso, 260990

Keats, John, 198120

Keats, John; Greenwood, Arthur; and Keats, Alphonso,
171622

Keats, John, and Clark. Wm. S., 50995

Keith, Jeremiah, 97518, 170741, 196809, 209126,
243710

Keith, T. H., 196909

Keith, T. K., 170955

Kelsey, D., 24939

Kendall, George F., 101887

Kern, Ferdinand, 479369

Kilbourn, E. E., 59746

Kjalman, H. N., 235783

Knoch, Charles F., 183400

Koch, William, 262298

Koch, Friederich, and Brass, Robert, 138898, 145215

Lamb, Isaac W., 109632

Lamb, Thomas, 98390, 118728

Lamb, Thomas, and Allen, John, 49421

Lamson, Henry P., 79579

Landfear, William R., 109427, 155193

Langdon, Leander W., 13727, 39256

Lathbury, E. T., 17744

Lathrop, Lebbeus W., 139067

Lathrop, Lebbeus W., and de Sanno, William P., 40446

Lawrence, G. H., 290895

Lazelle, W. H., 18915

Leavitt, Albert, 171147

Leavitt, Rufus, 30634

Leavitt, Albert, and Drew, Henry L., 187874

Legat, D. M., 218388

Legg, Albert, and Weston, Charles W., 474840

Leslie, A. M., 241808

Leyden, Austin, 57157

Lingley, John W., 368538

Lipe, C. E., 229322

Lisle, Myron C., 428171

Ludeke, Waldemar, 275506, 300380

Lyon, Lucius, 89489, 96713, 105820

Lyon, W., 12066

Macauley, F. A., 195939

Mack, William A., 38592

Mallary, G. H., 31897

Mann, Charles, 33556

Marble, F. E., 33439

Marin, Charles, 179709

Martin, W., Jr.; Dawson, D. R.; and Orchar, R., 206743

Martine, Charles F., 104612

Meyers, Nicholas, 99783

Melhuish, R. M., 194610

McCloskey, John, 55688, 161534

McClure, A. T., 130385

McKay, Gordon, and Blake, Lyman, 42916

McKay, Gordon, 188809

McLean, J. N., 88499

McCombs, George F., 208407

McCurdy, James S., 24395, 26234, 28097, 28993, 36256,
38931, 46303, 53743

Miehling, Charles, 351992

Miller, Charles, 9139, 26462

Miller, Westley, 20763

Miller, Lebbens B., and Diehl, Philipp, 229629, 274359

Mills, Daniel, 96944, 265850, 313359

Mooney, John H., 222298, 244470

Moore, Charles, 21015

Moreau, Eugene, 110669, 156171

Morley, J. H., 228918, 236350

Morrell, R. W.; Parkinson, T.; Parkinson, J., 202857

Morrison, T. W., 216289

Muegge, C. A., 332207

Mueller, H., 28996

Muir, William, 147152

Murphy, E., 176880

Nasch, Isidor, 104630

Necker, Carl, 117101

Nettleton, William H., and Raymond, Charles, 17049,
18350

Newell, George F., 242470

Newlove, Thomas, 27761

Norton, B. F., 32782

O'Neil, John, 137618

Oram, Henry, 185952

Osborne, J. H., 224219

Otis, S. L., 221093

Osterhout, James A., and Hallenbeck, Joseph P., 402610

Page, Charles, 96343, 150479

Paine, A. R., 27412

Palmateer, William A., 187479

Palmer, Aaron, 35252

Palmer, C. H., 38450, 124694, 240758

Palmer, Frank L., 185954

Palmer, John H., 298228

Parham, Charles, 109443, 135579

Parker, Sidney, 19662, 24780

Parks, Volney, 129981

Parmenter, Charles O., 212495

Payne, R. S., 30641

Pearson, M. H., 199991

Pearson, William, 26201

Pearson, William, 166805, 172478

Perry, James, 22148

Piper, D. B., 56990

Pipo, John A., 37550

Pitt, James; Joseph; Edward; and William, 117203

Planer, Louis, 43927

Porter, D. A., 144864

Porter, Alonzo, 99704

Porter, D'Arcy, and Baker, George W., 174703

Powell, Thomas, 442695

Pratt, Samuel F., 16745, 22240

Ragan, Daniel, 137321

Ramsden, John W., 262116

Randel, William, 192008

Rayer, William A., and Lincoln, William S., 108827

Raymond, Charles, 19612, 22220, 32785, 32925

Reed, T. K., 60241, 62287

Rehfuss, George, 40311, 51086, 61102, 73119

Reynolds, O. S., 19793

Rice, T. M., 176686

Rice, Quartus, 31429

Richards, Jean E., 252799

Richardson, E. F., 145687

Richardson, Everett P., 146948, 165506

Roberts, William, 254696

Robertson, T. J. W., 12015

Robinson, Charles E., 110790

Robinson, Frederick R., 7824

Rodier, Peter, 59659

Roper, S. H., 11531, 16026, 18522

Rose, Israel M., 28814, 31628

Rose, Reubin M., 170596

Rosenthal, Sally Adolph, 353970

Ross, Noble G., 31829

Ross, J. G., and Miller, T. L., 138764

Rowe, James, 26638, 27260

Ruddick, H., 28538

Rudolph, Bruno, 99481

Rudolph, Ernst B. (deceased), Boulter, W. E.
(administrator), 449927

Russell, W. W., 86695

Sage, William, 17717

Sangster, Amos W., 21929

Savage, Elliott, 19876

Sawyer, Irvin P., and Alsop, T., 25918

Sawyer, Sylvanus, and Esty, William, 174159

Schmidt, Albert E., 162697

Schwalback, M., 56805

Scofield, Charles, 26059

Scofield, Charles, and Rice, Clarke, 28610

Scribner, Benjamin, Jr., 146483

Secor, J. B., 253772

Sedmihradsky, A. J., 196486

Shaw, E., 230580

Shaw, Philander, 11680

Shaw, A. B., 37202

Shaw, Henry L., 32007

Shaw and Clark, 38246

Sheffield, G. V., 135047

Shorey, Samuel W., 148765

Sibley, J. J., 42117

Sidenberg, William, 112745, 115117

Simmons, Frederick, 216902

Simmons, A. G., and Scofield, C., 41790

Singer, Isaac M., 8294, 10975, 12364, 13065, 13661, 13662, 14475, 60433, 61270

Smalley, J., 27577

Smith, DeWitt C., 45528

Smith, E. H., 20739, 21089, 96160

Smith, H. B., 12247

Smith, J. M., 31334

Smith, Lewis H., 31411, 32385

Smith, John C., 34988

Smith, James H., 148902

Smith, Wilson H., 28785

Smith, W. M., 225199

Smith, William T., 99743

Smyth, D. M., 126845, 234732

Snediker, J. F., 222089

Snyder, Watson, 22987

Spencer, James C., 24061

Spencer, James H., and Lamb, Thomas, 22137

Speirs, John, 152813

Spoehr, F., 101779

Springer, William A., 128919, 142290, 147441

Stackpole, G., and Applegate, J. H., 220314

Stannard, M., 64184

Stedman, G. W., 12074, 12573, 12798, 13856

Stein, M. J., 81956, 113593

Stevens, George, and Hendy, Joshua, 111488

Steward, A., 207454

Stewart, James, Jr., 141397, 432449

Stewart, W. T., 205698

Stoakes, J. W., 32456

Sullivan, John J., 179232

Sutton, William A., 29202

Swartwout, H. L., 89357

Swingle, A., 14207

Taft, J. C., 547866

Tapley, G. S., 25059

Tarbox, John N., 49803

Tate, William J., 113704

Taylor, F. B., 146721

Temple, John, 358088

Thayer, Augustus, 172205

Thimonnier, E., and Vernaz, C., 287592

Thomas, Joseph, 330170

Thomas, J., 236466

Thompson, J., 27082

Thompson, T. C., 9641

Thompson, Rosewell, 34926, 42449

Thurston, C. H., 233300

Tittman, Alexander, 89093, 136792

Toll, Charles F., 171193

Tracy, Dwight, 30012

Tracy, Dwight, and Hobbs, George, 40000

Trip, J., 308711

True, Cyrus B., 148336

Tucker, R. D., 320898

Tucker, Joseph C., 56641

Turner, M. G., 312306

Turner, S. S., 133553

Tuttle, J. W., and Keith, T. K., 219782

Thompson, George, 115255

Uhlinger, W. P., 21224

Upson, L. A., 176153

Van Vechten, O. R., 302063

Varicas, L., 204864

Venner, O., 133814

Veukler, W., 255916

Wagener, Jephtha A., 40296

Walker, William, 141407, 176101, 320099, 353720

Walker and Bennet, 428548

Ward, D. T., 12146

Wardwell, Simon W., Jr., 128684, 141245, 148339

Warth, Albin, 56646, 73064

Washburn, T. S., 30031

Waterbury, Enos, 79037

Watson, William C., 14433, 18834

Weber, Theodore A., 145823, 166236

Webb, T., and Heartfield, C. H., 213537

Webster, W., 182249, 402497

Weitling, W., 37931, 45777

Wells, W. W., 209843

Wensley, James, 152055, 207230

West, Elliott P., 117708, 130674, 138772

West, H. B., and Willson, H. F., 20753

Wheeler, Nathaniel, 420847

Wheeler, Nathaniel, and Dial, Wilbur F., 328165

Wheeler, Darius, and Carpenter, Lunan, 21100

Whitehill, Robert, 166172

Wickersham, William, 9679, 18068, 18069

Wilder, M. G., 32323

Wilkins, J. N., 36591

Wilkinson, Charles E., 269251

Willcox, Charles H., 42036, 43819, 44490, 44491,
218413, 230212, 246700

Willcox, C. H., and Borton, S., 472094

Willcox, C. H., and Carleton, C., 116521, 116523,
116783

Wilson, Allen B., 7776, 8296, 9041

Wiseman, Edmund, 228711

Witherspoon, S. A., 176211

Winter, William, 88936

Wollenberg, H., and Priesner, J., 206848

Wood, John, 185811

Wood, Richard G., 207928

Woodruff, George B., and Browning, George, 97014

Woodward, E., 247285

Woodward, F. G., 25782

Woodward, Erastus, and Keith, Thomas K., 316927

Wormald, William, and Dobson, Edmund, 169881

Young, E. S., and Dimond, G. H., 206992

General Index to Chapters 1-4

Adams and Dodge, 9

Aetna Sewing Machine Company, 40

American Buttonhole and Sewing Machine Company, 40

Archbold, Thomas, 13

Arrowsmith, George A., 11

Bachelor, John, 22, 30, 34, 41, 42

Baker, William E., 36 (*see* Grover & Baker)

Bartholf, A., 24, 40

Bartlett Sewing Machine Company, 40

Bartram & Fanton Manufacturing Company, 40

Bean, Benjamin W., 13, 14, 15

Blees Sewing Machine Company, 40

Bliss, George, 24

Blodgett and Lerow, 24, 26, 30

Blodgett, Sherbrune C., 25

Bradshaw, John A., 21, 22, 26, 27

Brown, W. N., 50

Centennial Sewing Machine Company, 40

Chapman, Edward Walter, 7, 19

Chapman, William, 7

Clark, D. W., 47, 49

Clark, Edward, 33, 34, 35

Combination, Sewing-Machine, 23, 24, 38, 41-42, 47, 48

Conant, Jotham S., 22

Corliss, George H., [14](#), [15](#), [16](#)

Dale, John D., [54](#)

Davis, Ari, [19](#)

Davis Sewing Machine Company, [40](#)

Demorest, Madame, [53](#)

Dodge, Rev. John Adam, [9](#)

Domestic Sewing Machine Company, [40](#)

Duncan, John, [6](#), [19](#)

Elliptic Sewing Machine Company, [40](#)

Ellithorp, S. B., [51](#)

Ellithorp & Fox, [51](#)

Empire Sewing Machine Company, [40](#)

Fairy Sewing Machine, [53](#)

Family Sewing Machine (Singer), [35](#)

Finkle & Lyon Manufacturing Company, [40](#)

Fisher, George, [19](#)

Fisher, John, [15](#), [16](#)

Florence Sewing Machine Company, [40](#)

Folsom, J. G., [40](#)

Gibbons, James, [15](#)

Gibbs, James E. A., [45](#), [48](#)

Goddard, Rice & Co., [25](#)

Gold Medal Sewing Machine Company, [40](#), [53](#)

Goodspeed & Wyman Sewing Machine Company, [40](#)

Grasshopper, The, [35](#)

Greenough, John J., [13](#), [14](#)

Grover & Baker Sewing Machine Company, [24](#), [35](#), [37](#),
[38](#), [40](#), [41](#)

Grover, William O., [35](#), [38](#)

Heberling, John, [54](#)

Henderson, James, [6](#)

Hendrick, Joseph, [49](#)

Heyer, W. D., [52](#)

Hook, Albert H., [50](#)

Howe, Amasa B., [24](#)

Howe, Elias, Jr., [11](#), [18](#), [19](#), [20](#), [21](#), [22](#), [23](#), [24](#), [28](#), [29](#),
[33](#), [34](#), [41](#), [42](#), [138](#) (biographical sketch)

Howe Machine Company (Elias), [25](#)

Howe Sewing Machine Company (Amasa, then B. P.), [24](#),
[25](#), [40](#)

Hunt, Walter, [10](#), [11](#), [19](#), [33](#), [138](#) (biographical sketch)

Jenny Lind (sewing machine), [30](#)

Johnson, Joseph B., [22](#)

Keystone Sewing Machine Company, [40](#)

Kline, A. P., [27](#)

Knowles, John, [9](#)

Krems, Balthasar, [7](#), [19](#)

Ladd & Webster Sewing Machine Company, [40](#)

Leavitt Sewing Machine Company, [40](#)

Lee, Edward, [27](#)

Lee, E. & Co., [27](#), [28](#)

Lerow, John A., [24](#), [25](#)

Little Gem, [53](#)

London Sewing Machine, [22](#)

Lye, Henry, [9](#)

McKay Sewing Machine Association, [40](#)

Madersperger, Josef, [8](#), [9](#), [12](#), [13](#)

Magnin, Jean Marie, [11](#), [22](#)

Mason, The Honorable Charles, [13](#)

Morey, Charles, [22](#)

Morey & Johnson, [23](#), [34](#), [42](#)

Newton, Edward, [13](#)

Nichols and Bliss, [24](#)

Palmer, Aaron, [52](#)

Parham Sewing Machine Company, [40](#)

Perry, James, [49](#)

Phelps, Orson C., [25](#), [30](#), [31](#)

Potter, Orlando B., [37](#), [38](#), [41](#)

Remington Sewing Machine Company, [40](#)

Robertson, T. J. W., [47](#)

Rodgers, James, [15](#)

Safford & Williams Makers, [22](#)

Saint, Thomas, [4](#), [5](#), [19](#)

Secor Sewing Machine Company, [40](#)

Shaw & Clark Sewing Machine Co., [40](#), [54](#)

Singer, Isaac Merritt, [23](#), [25](#), [30](#), [31](#), [33](#), [34](#), [35](#), [41](#), [142](#)
(biographical sketch)

Singer, I. M. Company, [13](#), [32](#), [34](#), [40](#)

Singer Manufacturing Co., [30](#), [40](#), [42](#)

Singer's Perpendicular Action Sewing Machine, [30](#), [31](#)

Stone, Thomas, [6](#)

Thimonnier, Barthelemy, [11](#), [19](#), [137](#) (biographical sketch)

Thomas, William, [20](#)

Thompson, C. F., [40](#)

Turtleback Machine (Singer), [35](#)

Union Buttonhole Machine Company, [40](#)

Warren and Woodruff, [28](#)

Weatherill, Jacob, [37](#)

Weed Sewing Machine Company, [40](#)

Weisenthal, Charles F., [4](#), [19](#)

Wheeler & Wilson Manufacturing Company, [22](#), [29](#), [30](#), [40](#)

Wheeler, Wilson and Company, [24](#), [28](#), [41](#)

Wheeler, Nathaniel, [27](#), [28](#)

Willcox and Gibbs Sewing Machine Company, [40](#), [46](#), [48](#)

Willcox, Charles, [46](#), [48](#)

Willcox, James, [46](#)

Wilson, Allen Benjamin, [26](#), [27](#), [28](#), [29](#), [30](#), [141](#)
(biographical sketch). (*See* Wheeler & Wilson.)

Wilson, Newton, [4](#)

Wilson, (W. G.), Sewing Machine Company, [40](#)

Woolridge, Keene, and Moore, [24](#)

Zieber, George, [30](#), [33](#)



Center design shows patent model 9670 issued to W. T. Smith on February 8, 1870. The model is in the Smithsonian collection.



Transcriber's Notes:

Minor punctuation errors have been corrected without note. Footnotes have been moved to Chapter ends. The following typographical errors have been corrected/noted:

Footnote 9 “Praktisches Wissen von der Nähmaschine.”—
was “Praktisches wissen von der Nähmaschine.”

p. 11 “a loop in the other”—was “a loop in the the other”

p. 19 “chainstitch, Thimonnier used”—was “chainstitch,
Thimmonier used”

p. 76 “known to be in existence is”—was “known to be in
eixstence is”

p. 80 “7501-12500, 1873;”—was “7501-12500, 8173;”

p. 119 “shaped like an open _ into which”— A letter or
symbol appears to be missing in the original between open
and into.

p. 119 “181161-220318”—overlaps range of previous entry.

p. 130 “June 30, 1874 152,618”—was “Jan. 30,
1874 152,618”

p. 138 “Villefranche-sur-Saône”—was “Ville-franche-sur-
Saône”

p. 145 “Praktisches Wissen von der Nähmaschine.”—was
“Praktisches wissin von der Nähmaschine.”

p. 153 “O’Neil, John, 137618”—was “O’Niel, John, 137618”

End of the Project Gutenberg EBook of The Invention of the Sewing Machine, by Grace Rogers Cooper

*** END OF THIS PROJECT GUTENBERG EBOOK INVENTION OF THE SEWING MACHINE ***

***** This file should be named 32677-h.htm or 32677-h.zip *****
This and all associated files of various formats will be found in:
<http://www.gutenberg.org/3/2/6/7/32677/>

Produced by Chris Curnow, Joseph Cooper, Louise Pattison
and the Online Distributed Proofreading Team at
<http://www.pgdp.net>

Updated editions will replace the previous one--the old editions will be renamed.

Creating the works from public domain print editions means that no one owns a United States copyright in these works, so the Foundation (and you!) can copy and distribute it in the United States without permission and without paying copyright royalties. Special rules, set forth in the General Terms of Use part of this license, apply to copying and distributing Project Gutenberg-tm electronic works to protect the PROJECT GUTENBERG-tm concept and trademark. Project Gutenberg is a registered trademark, and may not be used if you charge for the eBooks, unless you receive specific permission. If you do not charge anything for copies of this eBook, complying with the rules is very easy. You may use this eBook for nearly any purpose such as creation of derivative works, reports, performances and research. They may be modified and printed and given away--you may do practically ANYTHING with public domain eBooks. Redistribution is

subject to the trademark license, especially commercial redistribution.

*** START: FULL LICENSE ***

THE FULL PROJECT GUTENBERG LICENSE

PLEASE READ THIS BEFORE YOU DISTRIBUTE OR USE THIS WORK

To protect the Project Gutenberg-tm mission of promoting the free distribution of electronic works, by using or distributing this work

(or any other work associated in any way with the phrase "Project Gutenberg"), you agree to comply with all the terms of the Full Project

Gutenberg-tm License (available with this file or online at <http://gutenberg.net/license>).

Section 1. General Terms of Use and Redistributing Project Gutenberg-tm electronic works

1.A. By reading or using any part of this Project Gutenberg-tm electronic work, you indicate that you have read, understand, agree to and accept all the terms of this license and intellectual property (trademark/copyright) agreement. If you do not agree to abide by all the terms of this agreement, you must cease using and return or destroy all copies of Project Gutenberg-tm electronic works in your possession.

If you paid a fee for obtaining a copy of or access to a Project Gutenberg-tm electronic work and you do not agree to be bound by the terms of this agreement, you may obtain a refund from the person or entity to whom you paid the fee as set forth in paragraph 1.E.8.

1.B. "Project Gutenberg" is a registered trademark. It may only be

used on or associated in any way with an electronic work by people who agree to be bound by the terms of this agreement. There are a few things that you can do with most Project Gutenberg-tm electronic works even without complying with the full terms of this agreement. See paragraph 1.C below. There are a lot of things you can do with Project Gutenberg-tm electronic works if you follow the terms of this agreement and help preserve free future access to Project Gutenberg-tm electronic works. See paragraph 1.E below.

1.C. The Project Gutenberg Literary Archive Foundation ("the Foundation" or PGLAF), owns a compilation copyright in the collection of Project Gutenberg-tm electronic works. Nearly all the individual works in the collection are in the public domain in the United States. If an individual work is in the public domain in the United States and you are located in the United States, we do not claim a right to prevent you from copying, distributing, performing, displaying or creating derivative works based on the work as long as all references to Project Gutenberg are removed. Of course, we hope that you will support the Project Gutenberg-tm mission of promoting free access to electronic works by freely sharing Project Gutenberg-tm works in compliance with the terms of this agreement for keeping the Project Gutenberg-tm name associated with the work. You can easily comply with the terms of this agreement by keeping this work in the same format with its attached full Project Gutenberg-tm License when you share it without charge with others.

1.D. The copyright laws of the place where you are located also govern what you can do with this work. Copyright laws in most countries are in a constant state of change. If you are outside the United States, check the laws of your country in addition to the terms of this agreement before downloading, copying, displaying, performing, distributing or creating derivative works based on this work or any other Project Gutenberg-tm work. The Foundation makes no representations concerning the copyright status of any work in any country outside the United States.

1.E. Unless you have removed all references to Project Gutenberg:

1.E.1. The following sentence, with active links to, or other immediate access to, the full Project Gutenberg-tm License must appear prominently whenever any copy of a Project Gutenberg-tm work (any work on which the phrase "Project Gutenberg" appears, or with which the phrase "Project Gutenberg" is associated) is accessed, displayed, performed, viewed, copied or distributed:

This eBook is for the use of anyone anywhere at no cost and with almost no restrictions whatsoever. You may copy it, give it away or re-use it under the terms of the Project Gutenberg License included with this eBook or online at www.gutenberg.net

1.E.2. If an individual Project Gutenberg-tm electronic work is derived from the public domain (does not contain a notice indicating that it is posted with permission of the copyright holder), the work can be

copied and distributed to anyone in the United States without paying any fees or charges. If you are redistributing or providing access to a work with the phrase "Project Gutenberg" associated with or appearing on the work, you must comply either with the requirements of paragraphs 1.E.1 through 1.E.7 or obtain permission for the use of the work and the Project Gutenberg-tm trademark as set forth in paragraphs 1.E.8 or 1.E.9.

1.E.3. If an individual Project Gutenberg-tm electronic work is posted with the permission of the copyright holder, your use and distribution must comply with both paragraphs 1.E.1 through 1.E.7 and any additional terms imposed by the copyright holder. Additional terms will be linked to the Project Gutenberg-tm License for all works posted with the permission of the copyright holder found at the beginning of this work.

1.E.4. Do not unlink or detach or remove the full Project Gutenberg-tm License terms from this work, or any files containing a part of this work or any other work associated with Project Gutenberg-tm.

1.E.5. Do not copy, display, perform, distribute or redistribute this electronic work, or any part of this electronic work, without prominently displaying the sentence set forth in paragraph 1.E.1 with active links or immediate access to the full terms of the Project Gutenberg-tm License.

1.E.6. You may convert to and distribute this work in any binary, compressed, marked up, nonproprietary or proprietary form, including any

word processing or hypertext form. However, if you provide access to or distribute copies of a Project Gutenberg-tm work in a format other than "Plain Vanilla ASCII" or other format used in the official version posted on the official Project Gutenberg-tm web site (www.gutenberg.net), you must, at no additional cost, fee or expense to the user, provide a copy, a means of exporting a copy, or a means of obtaining a copy upon request, of the work in its original "Plain Vanilla ASCII" or other form. Any alternate format must include the full Project Gutenberg-tm License as specified in paragraph 1.E.1.

1.E.7. Do not charge a fee for access to, viewing, displaying, performing, copying or distributing any Project Gutenberg-tm works unless you comply with paragraph 1.E.8 or 1.E.9.

1.E.8. You may charge a reasonable fee for copies of or providing access to or distributing Project Gutenberg-tm electronic works provided that

- You pay a royalty fee of 20% of the gross profits you derive from the use of Project Gutenberg-tm works calculated using the method you already use to calculate your applicable taxes. The fee is owed to the owner of the Project Gutenberg-tm trademark, but he has agreed to donate royalties under this paragraph to the Project Gutenberg Literary Archive Foundation. Royalty payments must be paid within 60 days following each date on which you prepare (or are legally required to prepare) your periodic tax returns. Royalty payments should be clearly marked as such and sent to the Project Gutenberg Literary Archive Foundation at the address specified in Section 4, "Information about donations to the Project Gutenberg Literary Archive Foundation."

- You provide a full refund of any money paid by a user who notifies

you in writing (or by e-mail) within 30 days of receipt that s/he does not agree to the terms of the full Project Gutenberg-tm License. You must require such a user to return or destroy all copies of the works possessed in a physical medium and discontinue all use of and all access to other copies of Project Gutenberg-tm works.

- You provide, in accordance with paragraph 1.F.3, a full refund of any money paid for a work or a replacement copy, if a defect in the electronic work is discovered and reported to you within 90 days of receipt of the work.

- You comply with all other terms of this agreement for free distribution of Project Gutenberg-tm works.

1.E.9. If you wish to charge a fee or distribute a Project Gutenberg-tm electronic work or group of works on different terms than are set forth in this agreement, you must obtain permission in writing from both the Project Gutenberg Literary Archive Foundation and Michael Hart, the owner of the Project Gutenberg-tm trademark. Contact the Foundation as set forth in Section 3 below.

1.F.

1.F.1. Project Gutenberg volunteers and employees expend considerable effort to identify, do copyright research on, transcribe and proofread public domain works in creating the Project Gutenberg-tm collection. Despite these efforts, Project Gutenberg-tm electronic works, and the medium on which they may be stored, may contain "Defects," such as, but not limited to, incomplete, inaccurate or corrupt data, transcription errors, a copyright or other intellectual property infringement, a defective or damaged disk or other medium, a computer virus, or computer codes that damage or cannot be read by your equipment.

1.F.2. LIMITED WARRANTY, DISCLAIMER OF DAMAGES - Except for the "Right of Replacement or Refund" described in paragraph 1.F.3, the Project Gutenberg Literary Archive Foundation, the owner of the Project Gutenberg-tm trademark, and any other party distributing a Project Gutenberg-tm electronic work under this agreement, disclaim all liability to you for damages, costs and expenses, including legal fees. YOU AGREE THAT YOU HAVE NO REMEDIES FOR NEGLIGENCE, STRICT LIABILITY, BREACH OF WARRANTY OR BREACH OF CONTRACT EXCEPT THOSE PROVIDED IN PARAGRAPH F3. YOU AGREE THAT THE FOUNDATION, THE TRADEMARK OWNER, AND ANY DISTRIBUTOR UNDER THIS AGREEMENT WILL NOT BE LIABLE TO YOU FOR ACTUAL, DIRECT, INDIRECT, CONSEQUENTIAL, PUNITIVE OR INCIDENTAL DAMAGES EVEN IF YOU GIVE NOTICE OF THE POSSIBILITY OF SUCH DAMAGE.

1.F.3. LIMITED RIGHT OF REPLACEMENT OR REFUND - If you discover a defect in this electronic work within 90 days of receiving it, you can receive a refund of the money (if any) you paid for it by sending a written explanation to the person you received the work from. If you received the work on a physical medium, you must return the medium with your written explanation. The person or entity that provided you with the defective work may elect to provide a replacement copy in lieu of a refund. If you received the work electronically, the person or entity providing it to you may choose to give you a second opportunity to receive the work electronically in lieu of a refund. If the second copy is also defective, you may demand a refund in writing without further opportunities to fix the problem.

1.F.4. Except for the limited right of replacement or refund set

forth
in paragraph 1.F.3, this work is provided to you 'AS-IS' WITH NO
OTHER
WARRANTIES OF ANY KIND, EXPRESS OR IMPLIED, INCLUDING BUT NOT
LIMITED TO
WARRANTIES OF MERCHANTABILITY OR FITNESS FOR ANY PURPOSE.

1.F.5. Some states do not allow disclaimers of certain implied
warranties or the exclusion or limitation of certain types of
damages.

If any disclaimer or limitation set forth in this agreement
violates the
law of the state applicable to this agreement, the agreement shall
be
interpreted to make the maximum disclaimer or limitation permitted
by
the applicable state law. The invalidity or unenforceability of
any
provision of this agreement shall not void the remaining
provisions.

1.F.6. INDEMNITY - You agree to indemnify and hold the Foundation,
the
trademark owner, any agent or employee of the Foundation, anyone
providing copies of Project Gutenberg-tm electronic works in
accordance
with this agreement, and any volunteers associated with the
production,
promotion and distribution of Project Gutenberg-tm electronic
works,
harmless from all liability, costs and expenses, including legal
fees,
that arise directly or indirectly from any of the following which
you do
or cause to occur: (a) distribution of this or any Project
Gutenberg-tm
work, (b) alteration, modification, or additions or deletions to
any
Project Gutenberg-tm work, and (c) any Defect you cause.

Section 2. Information about the Mission of Project Gutenberg-tm

Project Gutenberg-tm is synonymous with the free distribution of electronic works in formats readable by the widest variety of computers including obsolete, old, middle-aged and new computers. It exists because of the efforts of hundreds of volunteers and donations from people in all walks of life.

Volunteers and financial support to provide volunteers with the assistance they need are critical to reaching Project Gutenberg-tm's

goals and ensuring that the Project Gutenberg-tm collection will remain freely available for generations to come. In 2001, the Project

Gutenberg Literary Archive Foundation was created to provide a secure

and permanent future for Project Gutenberg-tm and future generations.

To learn more about the Project Gutenberg Literary Archive Foundation

and how your efforts and donations can help, see Sections 3 and 4 and the Foundation web page at <http://www.pgla.org>.

Section 3. Information about the Project Gutenberg Literary Archive Foundation

The Project Gutenberg Literary Archive Foundation is a non profit 501(c)(3) educational corporation organized under the laws of the state of Mississippi and granted tax exempt status by the Internal Revenue Service. The Foundation's EIN or federal tax identification

number is 64-6221541. Its 501(c)(3) letter is posted at <http://pglaf.org/fundraising>. Contributions to the Project Gutenberg

Literary Archive Foundation are tax deductible to the full extent permitted by U.S. federal laws and your state's laws.

The Foundation's principal office is located at 4557 Melan Dr. S. Fairbanks, AK, 99712., but its volunteers and employees are

scattered

throughout numerous locations. Its business office is located at 809 North 1500 West, Salt Lake City, UT 84116, (801) 596-1887, email

business@pglaf.org. Email contact links and up to date contact information can be found at the Foundation's web site and official page at <http://pglaf.org>

For additional contact information:

Dr. Gregory B. Newby
Chief Executive and Director
gbnewby@pglaf.org

Section 4. Information about Donations to the Project Gutenberg Literary Archive Foundation

Project Gutenberg-tm depends upon and cannot survive without wide spread public support and donations to carry out its mission of increasing the number of public domain and licensed works that can be

freely distributed in machine readable form accessible by the widest

array of equipment including outdated equipment. Many small donations

(\$1 to \$5,000) are particularly important to maintaining tax exempt

status with the IRS.

The Foundation is committed to complying with the laws regulating charities and charitable donations in all 50 states of the United States. Compliance requirements are not uniform and it takes a considerable effort, much paperwork and many fees to meet and keep up

with these requirements. We do not solicit donations in locations where we have not received written confirmation of compliance. To SEND DONATIONS or determine the status of compliance for any particular state visit <http://pglaf.org>

While we cannot and do not solicit contributions from states where we

have not met the solicitation requirements, we know of no

prohibition
against accepting unsolicited donations from donors in such states
who
approach us with offers to donate.

International donations are gratefully accepted, but we cannot
make
any statements concerning tax treatment of donations received from
outside the United States. U.S. laws alone swamp our small staff.

Please check the Project Gutenberg Web pages for current donation
methods and addresses. Donations are accepted in a number of other
ways including including checks, online payments and credit card
donations. To donate, please visit: <http://pglaf.org/donate>

Section 5. General Information About Project Gutenberg-tm
electronic
works.

Professor Michael S. Hart is the originator of the Project
Gutenberg-tm
concept of a library of electronic works that could be freely
shared
with anyone. For thirty years, he produced and distributed Project
Gutenberg-tm eBooks with only a loose network of volunteer
support.

Project Gutenberg-tm eBooks are often created from several printed
editions, all of which are confirmed as Public Domain in the U.S.
unless a copyright notice is included. Thus, we do not necessarily
keep eBooks in compliance with any particular paper edition.

Most people start at our Web site which has the main PG search
facility:

<http://www.gutenberg.net>

This Web site includes information about Project Gutenberg-tm,
including how to make donations to the Project Gutenberg Literary

Archive Foundation, how to help produce our new eBooks, and how to subscribe to our email newsletter to hear about new eBooks.

Table of Contents

SMITHSONIAN INSTITUTION UNITED STATES NATIONAL MUSEUM	3
The Invention Of the Sewing Machine	4
Publications of the United States National Museum	6
Contents	8
Preface	10
Chapter One	13
Early Efforts	15
To 1800	15
1800-1820	23
1820-1845	31
FOOTNOTES:	50
Chapter Two	53
Elements of a Successful Machine	54
FOOTNOTES:	109
Chapter Three	112
The “Sewing-Machine Combination”	116
FOOTNOTES:	120
Chapter Four	121
Less Expensive Machines	123

FOOTNOTES:	144
Appendixes	146
I. Notes on the Development and Commercial Use of the Sewing Machine	146
INTRODUCTION	146
READY-MADE CLOTHING	147
SHOE MANUFACTURE	154
OTHER USES	157
SEWING-MACHINE ATTACHMENTS	158
THREAD FOR THE MACHINE	166
MANUFACTURE AND EXPORT, TO 1900	168
FOOTNOTES:	170
II. American Sewing-Machine Companies of the 19th Century	172
III. Chronological List of U.S. Sewing-Machine Patent Models in the Smithsonian Collections	313
IV. 19th-Century Sewing-Machine Leaflets in the Smithsonian Collections	372
V. A Brief History of Cotton Thread	375
FOOTNOTES:	377
VI. Biographical Sketches	378
BARTHELEMY THIMONNIER	378

WALTER HUNT	381
ELIAS HOWE, JR.	383
ALLEN BENJAMIN WILSON	394
ISAAC MERRITT SINGER	397
FOOTNOTES:	400
Bibliography	401
Indexes	409
Geographical Index to Companies listed in Appendix II	409
Alphabetical Index to Patentees listed in Appendix III	420
General Index to Chapters 1-4	462
Transcriber's Notes:	473