

A TREATISE ON CHEMISTRY



MACMILLAN AND CO., LIMITED
LONDON . BOMBAY . CALCUTTA
MELBOURNE

THE MACMILLAN COMPANY
NEW YORK . BOSTON . CHICAGO
ATLANTA . SAN FRANCISCO

THE MACMILLAN CO. OF CANADA, LTD
TORONTO

A

TREATISE ON CHEMISTRY

BY

H. E. ROSCOE F.R.S. AND C. SCHORLEMMER F.R.S.

VOLUME II.—THE METALS


“Chymia, alias Alchemia et Spagirica, est ars corpora vel mixta, vel composita, vel aggregata etiam in principia sui resolvendi, aut ex principis in talia combinandi.”—STAHL, 1723.

NEW EDITION COMPLETELY REVISED BY
SIR H. E. ROSCOE AND DR. A. HARDEN

MACMILLAN AND CO., LIMITED
ST. MARTIN'S STREET, LONDON

1907

Chem 429.05
✓ A



Farrer fund

RICHARD CLAY AND SONS, LIMITED,
BREAD STREET HILL, E.C., AND
BUNGAY, SUFFOLK.

First Edition printed 1878
Reprinted, 1879; with alterations, 1883, 1887, 1893.
New and entirely revised edition, 1897, 1907.

PREFACE TO VOL. II

(FIRST EDITION)

THE aim which the Authors have set before themselves in treating of the Metals and their Compounds is the same as that which they proposed in the discussion of the Non-Metallic Elements. Owing, however, to the large number of the Metals and their Salts, the description of these latter could not, within practicable limits, be made so complete as is possible in the case of the Non-Metallic Compounds. Hence the Authors, whilst giving the characteristic properties of each metal, have been obliged to restrict their notice to those compounds which possess the greatest interest either of a theoretical or practical kind.

Due attention has been paid to the more important technical processes connected with Metallurgy, and no pains have been spared to assist the description of such processes by Drawings of the most modern forms of apparatus and plant.

As an illustration of this the Authors would refer to the Chapter on the Soda and Glass Manufactures in Part I., and to the Metallurgy of Iron in Part II.

At the end of the volume will be found short Chapters on the Classification of the Elements; on Spectrum Analysis, so far as the detection of terrestrial matter is concerned.

January, 1878.

PREFACE TO THE THIRD EDITION

DURING the nineteen years which have elapsed since the publication of the first Edition of this volume of the Treatise, much important work on the chemistry of the Metals and their Compounds has been done. So much indeed that a completely New Edition has been prepared, in which the Metallic Elements and their Compounds have been rearranged and all new matter of importance added. I again have to thank my friends Drs. Colman and Harden for the valuable help which they have given me in this as in the last volume.

H. E. ROSCOE.

September, 1897.

PREFACE TO THE FOURTH EDITION

MUCH new and important matter with regard to the Metals and their Compounds has come to light in the ten years since the last edition of this work appeared, and in the present volume care has been taken to include all the more important points connected with the recent discoveries. The subject of crystallography, which formerly appeared in the first volume, has now been included in the second, and here I must express my thanks to Professor Miers for permitting the use of the illustrations from his own work and for reading the proof of this chapter. Several contributors have assisted in the work of revision ; amongst them I must mention Mr. C. O. Bannister, who has written upon Metallurgy and Alloys, Mr. Harry Baker, Dr. Colman, Dr. Marshall Watts, and Mr. Young, who have all assisted in various departments.

H. E. ROSCOE.

September, 1907.

**THE FOLLOWING ARE THE CHIEF CONTRACTIONS
EMPLOYED IN THIS VOLUME**

ABBREVIATED TITLE	JOURNAL
<i>Amer. Chem. J.</i>	American Chemical Journal.
<i>Amer. J. Sci.</i>	American Journal of Science.
<i>Analyst</i>	The Analyst.
<i>Annalen</i>	Justus Liebig's Annalen der Chemie.
<i>Ann. Phys.</i>	Annalen der Physik.
<i>Ann. Chim. Phys.</i>	Annales de Chimie et de Physique.
<i>Ann. Inst. Pasteur</i>	Annales de l'Institut Pasteur.
<i>Arch. Néerland.</i>	Archives Néerlandaises des Sciences exactes et naturelles.
<i>Arch. Pharm.</i>	Archiv der Pharmazie.
<i>Atti R. Accad. Lincei</i>	Atti della Reale Accademia dei Lincei.
<i>Ber.</i>	Berichte der deutschen chemischen Gesellschaft.
<i>Bull. Acad. roy. Belg.</i>	Académie royale de Belgique—Bulletin de la Classe des Sciences.
<i>Bull. Geol. Soc. Amer.</i>	Bulletin of the Geological Society of America.
<i>Bull. Soc. Chim.</i>	Bulletin de la Société chimique de Paris.
<i>Chem. Centr.</i>	Chemisches Centralblatt.
<i>Chem. News</i>	Chemical News.
<i>Chem. Zeit.</i>	Chemiker Zeitung.
<i>Compt. Rend.</i>	Comptes rendus hebdomadaires des Séances de l'Académie des Sciences.
<i>Gazzetta</i>	Gazzetta chimica italiana.
<i>Geol. Mag.</i>	Geological Magazine.
<i>Jahrb. Min.</i>	Neues Jahrbuch für Mineralogie, Geologie und Palaeontologie,
<i>J. Amer. Chem. Soc.</i>	Journal of the American Chemical Society.
<i>J. Chim. Phys.</i>	Journal de Chimie physique.
<i>J. Physical Chem.</i>	Journal of Physical Chemistry.
<i>J. pr. Chem.</i>	Journal für praktische Chemie.
<i>J. Roy. Agric. Soc.</i>	Journal of the Royal Agricultural Society.
<i>J. Russ. Phys. Chem. Soc.</i>	Journal of the Physical and Chemical Society of Russia.
<i>J. Soc. Chem. Ind.</i>	Journal of the Society of Chemical Industry.
<i>Journ. Chem. Soc.</i>	Journal of the Chemical Society.
<i>Landw. Versuchs-Stat.</i>	Die landwirtschaftlichen Versuchs-Stationen.
<i>Mem. Manch. Phil. Soc.</i>	Memoirs and Proceedings of the Manchester Literary and Philosophical Society.
<i>Monatsh.</i>	Monatshefte für Chemie und verwandte Theile anderer Wissenschaften.
<i>Pfäuger's Archiv</i>	Archiv für die gesammte Physiologie des Menschen und der Thiere.

ABBREVIATED TITLE	JOURNAL
<i>Pharm. J.</i>	Pharmaceutical Journal.
<i>Phil. Mag.</i>	Philosophical Magazine (The London, Edinburgh, and Dublin).
<i>Phil. Trans.</i>	Philosophical Transactions of the Royal Society of London.
<i>Pogg. Ann.</i>	Poggendorff's Annalen der Physik und der Chemie.
<i>Proc. Camb. Phil. Soc.</i>	Proceedings of the Cambridge Philosophical Society.
<i>Proc. Chem. Soc.</i>	Proceedings of the Chemical Society.
<i>Proc. K. Akad. Wetensch. Amsterdam</i>	Koninklijke Akademie van Wetenschappen te Amsterdam. Proceedings [English Version].
<i>Proc. Phil. Soc. Glasgow</i>	Proceedings of the Glasgow Philosophical Society.
<i>Proc. Roy. Soc.</i>	Proceedings of the Royal Society.
<i>Proc. Roy. Soc. Edin.</i>	Proceedings of the Royal Society of Edinburgh.
<i>Quart. J. Geol. Soc.</i>	Quarterly Journal of the Geological Society.
<i>Rec. trav. chim.</i>	Recueil des travaux chimiques des Pays-Bas et de la Belgique.
<i>Sitzungsber. K. Akad. Wiss. Berlin</i>	Sitzungsberichte der königlich preussischen Akademie der Wissenschaften zu Berlin.
<i>Sitzungsber. K. Akad. München</i>	Sitzungsberichte der königlich bayerischen Akademie der Wissenschaften zu München.
<i>Trans. Path. Soc.</i>	Transactions of the Pathological Society.
<i>U.S.A. Dept. Agric. Bull.</i>	Bulletins of the Department of Agriculture, U.S.A.
<i>U.S.A. Dept. Agric. Rep.</i>	Reports of the Department of Agriculture, U.S.A.
<i>Zeit. anal. Chem.</i>	Zeitschrift für analytische Chemie.
<i>Zeit. angew. Chem.</i>	Zeitschrift für angewandte Chemie.
<i>Zeit. anorg. Chem.</i>	Zeitschrift für anorganische Chemie.
<i>Zeit. Biol.</i>	Zeitschrift für Biologie.
<i>Zeit. Elektrochem.</i>	Zeitschrift für Elektrochemie.
<i>Zeit. Kryst. Min.</i>	Zeitschrift für Krystallographie und Mineralogie.
<i>Zeit. physikal. Chem.</i>	Zeitschrift für physikalische Chemie, Stöchiometrie und Verwandtschaftslehre.
<i>Zeit. physiol. Chem.</i>	Hoppe-Seyler's Zeitschrift für physiologische Chemie.

CONTENTS

	PAGE
THE METALS	3
DETERMINATION OF THE ATOMIC WEIGHTS OF THE METALS	6
Determination of the Equivalent	9
Selection of the Atomic Weight	14
Molecular Weights of the Compounds of the Metals	14
Atomic Heat	16
Molecular Heat of Compounds	22
Isomorphism	25
MOLECULAR WEIGHTS OF THE METALS	27
VALENCY OF THE ELEMENTS	28
CLASSIFICATION OF THE ELEMENTS	43
Natural Arrangement of the Elements	46
The Periodic System	50
Chemical Properties in Relation to the Periodic System	56
Valency in Relation to the Periodic System	57
Physical Properties in Relation to the Periodic System	58
Specific Gravity and Atomic Volume	59
Melting-point	63
Conductivity for Heat and Electricity	65
Correction of Doubtful Atomic Weights	67
Existence of Unknown Elements	69
CRYSTALLINE FORM OF METALS	72
COLLOIDAL SOLUTIONS OF METALS	73
ALLOYS AND AMALGAMS	75
CONSTITUTION OF SALTS, ACIDS AND BASES	91
METALLIC OXIDES, HYDROXIDES AND SALTS	103
SOLUBILITY OF SALTS	111
FUSIBILITY AND VOLATILITY OF SALTS	122
GENERIC PROPERTIES OF SALTS	123
CHEMICAL CHANGE	129

	PAGE
SPECTRUM ANALYSIS	140
Construction and Use of Spectroscope	144
Methods of Producing Emission Spectra	146
Mapping and Measuring Spectra	149
Variation Observed in Spectra	153
Spectra of the Elements	154
Spectra of Compounds	155
Relations between the Lines of a Spectrum	157
Relations between the Spectra of Allied Elements	159
Application of the Spectroscope to Chemical Analysis	160
Absorption Spectra	165
Composition of the Solar Atmosphere	170
Stellar Spectra	174
CRYSTALLOGRAPHY	176
Chemical Crystallography	217
SYSTEMATIC DESCRIPTION OF THE METALS AND THEIR DERIVATIVES	227
GROUP I.	227
THE ALKALI METALS	228
LITHIUM	230
SODIUM	239
The Alkali Manufacture	279
POTASSIUM	313
RUBIDIUM	358
CÆSIUM	365
AMMONIUM COMPOUNDS	369
HYDROXYLAMINE SALTS	388
HYDRAZINE SALTS	389
THE COPPER GROUP	391
COPPER	391
SILVER	438
GOLD	483
GROUP II.	520
THE ALKALINE EARTH METALS	521
CALCIUM	522
Glass	558
STRONTIUM	588
BARIUM	593
THE MAGNESIUM GROUP	608
GLUCINUM OR BERYLLIUM	608
MAGNESIUM	615
ZINC	634
CADMIUM	654
MERCURY	661


CONTENTS

XV

	PAGE
GROUP III.	697
THE ALUMINIUM GROUP	698
ALUMINIUM	699
Earthenware, Pottery, and Porcelain	729
GALLIUM	739
INDIUM	742
THALLIUM	747
METALS OF THE RARE EARTHS	760
SCANDIUM	768
YTRIUM	769
LANTHANUM	771
CERIUM	774
PRASEODYMIUM	780
NEODYMIUM	781
SAMARIUM	782
EUROPIUM	783
GADOLINIUM	783
TERBIUM	783
DYSPROSIUM	784
HOLMIUM	784
ERBIUM	784
THULIUM	784
YTTERBIUM	784
 GROUP IV.	 786
THE TITANIUM GROUP	787
TITANIUM	787
ZIRCONIUM	804
THORIUM	811
THE GERMANIUM GROUP	819
GERMANIUM	819
TIN	822
LEAD	850
 GROUP V.	 887
THE VANADIUM GROUP	888
VANADIUM	888
COLUMBIUM OR NIOBIUM	921
TANTALUM	933
THE ANTIMONY GROUP	939
ANTIMONY	939
BISMUTH	974
 GROUP VI.	 993
THE CHROMIUM GROUP	995
CHROMIUM	995
MOLYBDENUM	1035
TUNGSTEN	1057
URANIUM	1079

	PAGE
GROUP VII.	1096
MANGANESE	1096
GROUP VIII.	1134
THE IRON GROUP	1135
IRON	1136
COBALT	1249
NICKEL	1270
THE RUTHENIUM GROUP	1290
RUTHENIUM	1290
RHODIUM	1300
PALLADIUM	1307
THE PLATINUM GROUP	1320
OSMIUM	1320
IRIDIUM	1332
PLATINUM	1342
The Radioactive Elements	1377
RADIUM	1389
ACTINIUM	1399
THORIUM	1400
URANIUM	1401
INDEX	1407

CHEMISTRY



CHEMISTRY

THE METALS

1 THE metals gold, silver, copper, iron, tin, and lead were known to the ancients. We find them mentioned in the writings of the Old Testament, as well as in those of the early Greek authors. The name of mercury is first found in the writings of Theophrastus, but the existence of most of the remaining metals only became known in comparatively recent times. Antimony appears to have been obtained in very early times, although the reputed Basil Valentine describes its preparation as a novelty, whilst both zinc and bismuth did not become generally known until the sixteenth century.

An historical notice concerning each metal will be found under its own heading. We have here simply to consider the progress of our knowledge concerning the properties of the metals as a class.

2 The Latin writer who adopted the name of Geber (Vol. I., p. 7) is the first author in whose writings we find a distinct definition of the word metal: "Metallum est corpus miscibile, fusibile, et sub malleo ex omni dimensione extendibile." According to this definition, mercury, which had been looked upon as metallic by the Greek alchemists, is not included amongst the metals. Geber likewise distinguished gold and silver as the noble metals, because they did not undergo any change in the furnace, whereas the others were termed base metals. This definition was accepted throughout the whole of the middle ages, so that when the brittle metals antimony, bismuth, and zinc came to be well known, they were classed as bastard or semi-metals. Thus, for instance, Paracelsus says: "Zinc, which is a metal and yet no metal, and bismuth and the

like being partly malleable . . . are bastards of the metals"; Opinion was divided respecting the position of mercury, until its solidification by extreme cold and its malleability in this condition had been observed in 1759. From this time forward it was universally admitted to be a metal.

The brilliant experiments and reasoning of Lavoisier towards the close of the eighteenth century finally established the elementary nature of the metals, which hitherto had been looked upon by the followers of Stahl as compounded of a calx united with phlogiston (Vol. I., p. 14). In Lavoisier's classification of substances, drawn up in 1787, the metals are grouped together as one of the five classes into which he divided the elements, the distinction between metals and semi-metals being abandoned.

The decomposition of the alkalis by Davy in 1807 made chemists acquainted with substances of an entirely new character. Although the bases of soda and potash agreed "with metals in opacity, lustre, malleability, conductive powers as to heat and electricity, and in their qualities of chemical combination,"¹ and were classed by Davy himself with the metals, yet, inasmuch as they were lighter than water, they were not considered by many chemists to be metals proper. In 1808 Erman and Simon attempted² to revive the old distinction between true metals and substances resembling metals by proposing for the new substances the name of metalloids (*μέταλλον* a metal, *είδος* similar). This proposal was, however, not generally accepted, and the elements were from this period classed in two groups, the non-metals and the metals, the newly coined term, metalloid, being applied, or rather perhaps misapplied, by Berzelius in 1811 to designate the former of the two classes, in which sense it is still sometimes employed. It soon became evident that the separation of the elements into these two groups was not a logical one, since no satisfactory basis of classification could be obtained. With the discovery of the alkali metals a high specific gravity had ceased to be characteristic, and the property of metallic lustre soon shared its fate. Thus tellurium, discovered in 1782, was grouped with the metals because of its lustre and specific gravity. Its close chemical analogy with sulphur, however, which was pointed out by Berzelius in 1832, clearly indicated that these two elements belonged to the same class.

¹ Davy, *Phil. Trans.* 1808, p. 31.

² Gilbert's *Annalen*, 1808, **28**, 347.

In the same way, every property supposed to be characteristic of a metal has been found to be shared by some one or other non-metallic substance, or to be absent from some otherwise well characterised metal. Thus opacity, and the power of conducting electricity well, were long deemed essential properties of a metal; but we now know that in very thin layers metals such as gold and silver are transparent, whilst several non-metals, such as graphite and selenium, in one of its modifications, conduct electricity like metals.

3 The relations of the so-called non-metals to the metals are well seen when the elements are arranged according to the periodic system (p. 50), which has now superseded the old classification. Thus the elements of the nitrogen group exhibit in a striking manner the gradual transition from a distinctly non-metallic to a distinctly metallic element. Nitrogen itself is undoubtedly a non-metallic body, whilst phosphorus in certain of its allotropic modifications approaches the metals, one of these modifications being, indeed, termed metallic phosphorus. Arsenic, the third member of the nitrogen family of elements, was formerly classed as a semi-metal. At a later period it was considered to be a metal proper, and even now some chemists rank it amongst the metals, whilst others, looking to its striking similarity with phosphorus, place it amongst the non-metals. Antimony and bismuth are elements which belong to this same group, and these substances are always considered to be metals from their close analogy to other distinctly metallic substances. In this case it will be noticed that the members of this group of elements approach more and more closely to a true metal as their atomic weights increase. The same peculiarity is observed in other groups. The elements titanium and zirconium are, on the one hand, closely connected with the non-metal silicon, whilst, on the other, they exhibit the most marked analogies with tin, and are classed accordingly amongst the metals. We must, however, be careful not to draw the conclusion that the elements which possess the highest atomic weights are necessarily metals, and those which possess the lowest are non-metals. Lithium, which after hydrogen and helium possesses the smallest atomic weight, is a well characterised metal, and hydrogen itself exhibits in its chemical relations far more analogy with the metals than with the non-metals; whilst, on the other hand, xenon, with the atomic weight 127, shows none of the characteristics of a metal.

Although the division into metals and non-metals is thus seen to be one which does not admit of exact definition, it is none the less true that the metals as a class do possess certain generic properties which most of the non-metals either do not possess at all or exhibit only in a very slight degree. Amongst these properties that of metallic lustre may especially be mentioned. This property is characteristic of all metals, and if it is not noticeable when the metals are in the state of fine division, in which case they frequently appear in the form of black powders, it can readily be observed when the powder is rubbed with a hard body.

Another generic difference which may be noticed is that whilst the characteristic oxides of the non-metals belong as a rule to the class of acid-forming oxides, those of the metals are basic oxides, only the higher oxides of certain of the metals being usually capable of forming acids.

DETERMINATION OF THE ATOMIC WEIGHTS OF THE METALS.

4 Although by the year 1819 chemists were in possession of the three principles laid down respectively by Avogadro, Dulong and Petit, and Mitscherlich, by which they are now guided in the selection of the atomic weights of the elements, yet nearly half a century was to elapse before the establishment of a consistent and generally received method of applying these principles.

Avogadro's theory (Vol. I., p. 74), proposed in 1811, a few years only after the introduction of the idea of combination between atoms of characteristic weights, rendered necessary a division of the particles even of elementary substances. The chemists of the period were not, however, prepared to admit the validity of these views, and hence they endeavoured to obtain some other foundation upon which to erect a system of atomic weights. Berzelius (1818) found this in the assumption of the identity of volume and atom in the case of the elementary gases, ascribing to water the formula H_2O , and to oxygen the relative atomic weight 16. In deciding upon the atomic weights of the other elements, and especially the metals, Berzelius¹ was forced, like Dalton, to have recourse to purely arbitrary assumptions.

¹ *Essai sur la théorie des proportions chimiques, etc.*, Paris, 1819.

When the important discoveries of Dulong and Petit, and Mitscherlich (Vol. I., p. 42) were made, Berzelius at once saw the simplification which would be effected by the adoption of the theories of these chemists, and in his next table of atomic weights introduced them consistently, thus arriving at atomic numbers which, with a few exceptions, differ from the modern ones only by small amounts due to the errors of the analytical processes then employed. The chief of these exceptions, potassium, sodium, and silver, were due to the great chemical analogy between the strongly basic oxides of these metals and those of calcium, zinc, etc., which led Berzelius, in spite of the known specific heat of silver, to formulate them all on the same type RO, the atomic weights of the three metals mentioned, being therefore twice as great as those now employed.

Dumas, on the other hand, at first based his system of atomic weights on Avogadro's theory, but was seduced from his allegiance to this by a false application of it, which had, however, received the countenance of Avogadro himself. Because the molecules of hydrogen, nitrogen, oxygen, and chlorine were each supposed according to this theory to be made up of two atoms, Dumas concluded that the same should be true of the molecules of the vapour of any elementary substance whatever. Hence he calculated, on this supposition, the vapour density of sulphur, but found that the experimental density was three times as great as the theoretical. A somewhat similar inconsistency was observed in the case of phosphorus, and Dumas was thus led to abandon Avogadro's theory, whilst Berzelius was induced by the same experiments to modify his theory of the identity of volume and atom in the case of simple substances and to confine it to the simple permanent gases.

The discovery of dimorphism in 1823 had rendered the application of Mitscherlich's theory of isomorphism to the selection of atomic weights somewhat uncertain, so that at this time, about 1830, doubts were cast on the possibility of obtaining any satisfactory method of ascertaining the relative weights of the atoms, and it was proposed that chemists should content themselves with employing the equivalent weights directly determined by analysis.

The equivalent system had been proposed in England by Wollaston¹ at a very early date (1814), and had found very

¹ A Syuoptic Scale of Chemical Equivalents. *Phil. Trans.* 1814, p. 1.

general acceptance amongst his countrymen ; it had, moreover, been adopted by Gmelin in his great *Handbook of Chemistry* (1817), and had thus come very generally into use. The tendency to abandon the idea of the chemical atom, as distinct from the equivalent, was moreover strengthened by the fact that Faraday in 1834 found that the electrolytic equivalents of the metals, that is the relative amounts deposited during a given time by a given current of electricity, are identical with their chemical equivalents.

The rapid development of organic chemistry which occurred between the years 1830-1855 made chemists acquainted with many reactions, such as the formation of mixed ethers (Williamson), the acid anhydrides (Gerhardt), the acid ethers, the production of mixed salts of polybasic acids, etc., which could not easily and consistently be formulated on the basis of the equivalent system. Numerous modifications of the system were therefore introduced by individual investigators, until it became quite impossible to interpret a chemical formula without special information as to the sense in which the symbols were employed by the particular author in question.

A most important proposal was put forward by Gerhardt, who, along with Laurent, had resuscitated Avogadro's theory and applied it consistently to all volatile compounds. He regarded all the basic oxides of the metals as derived from water by the replacement of the hydrogen by two atoms of the metal, the general formula of the oxides being R_2O . Silver, potassium, and sodium thus received the atomic weights which are now recognised, whilst the atomic weights of metals such as lead, zinc, calcium, etc., had only one-half of the modern values. It will be noticed that in the systems of Berzelius and of Gerhardt, as well as in the equivalent system, the metals silver, potassium, and sodium have twice as great an atomic heat as the rest of the metals, and therefore form exceptions to the theory of Dulong and Petit.

In 1858, the various conflicting systems were finally co-ordinated by Cannizzaro¹ in his *Sketch of a Course of Theoretical Chemistry*. In this admirable paper, which is one of the classics of chemical literature, he pointed out in detail how a complete

¹ Sunto di un corso di filosofia chimica fatto nella Reale Università di Genova del Professore S. Cannizzaro. *Nuovo Cimento* (1858), VII. A German translation has been published as No. 30 of Ostwald's *Klassiker der exakten Wissenschaften* (Engelmann, Leipzig, 1891).

and consistent system of formulæ could be obtained by the recognition both of Avogadro's theory and the theory of atomic and molecular heats as founded by Dulong and Petit, Neumann, and Joule. The atomic weights suggested by Cannizzaro are the ones we still employ, and they were gradually adopted by chemists as soon as they realised the simplicity and consistency of the system. One of the immediate results flowing from the adoption of Cannizzaro's numbers was the periodic system of classification of the elements introduced by De Chancourtois, Newlands, Mendeléeff, and Lothar Meyer.

5 The determination of the atomic weight of an element involves, as has already been pointed out (Vol. I., p. 74), two processes. (1) The determination of the proportion by weight in which the element combines with other elements, or, as it is called, the chemical equivalent of the element. (2) The selection of that multiple of the equivalent which represents the smallest amount of the element found in a molecule and is known as its *atomic weight*.

I. DETERMINATION OF THE EQUIVALENT.

6 The equivalent of any two elements is expressed simply by the ratio of the weights of the two which unite to form a compound, or which can replace each other in a compound, but it is usual for the sake of convenience to express all equivalents with respect to some one element, which is chosen as the standard of comparison. In this work, as has already been explained (Vol. I., p. 77), hydrogen is taken as the standard element. Since only comparatively few of the elements, and especially of the metals, form well-defined compounds with hydrogen, the equivalents to hydrogen have in nearly all cases to be calculated from the numbers experimentally obtained from the compounds of the metal with some other element. The compounds of hydrogen of which the composition has been determined with the greatest accuracy are water and hydrogen chloride, and hence, when hydrogen is taken as the standard, nearly all the equivalents involve a knowledge of the equivalent of oxygen or chlorine to hydrogen. The most accurate determinations of the composition of water show that in it one part of hydrogen is combined with 7.94 parts of oxygen, and hence the latter number represents the equivalent of oxygen. The amount of any other element which combines with or replaces 7.94 parts of

oxygen is therefore taken as the equivalent of that element in the compound in question. The equivalent of chlorine to hydrogen, determined by the direct synthesis of hydrogen chloride from weighed amounts of chlorine and hydrogen,¹ is 35·195, and this number can be employed for ascertaining the equivalents of the metals from the analysis of their chlorides.² If oxygen = 8 be taken as the standard of equivalents (Vol. I., p. 77), the equivalent of hydrogen becomes 1·008 and that of chlorine 35·463. Elements which combine in several different proportions have, of course, a corresponding number of different equivalents.

The equivalent weight of an element to oxygen can be most directly determined by the analysis or synthesis of an oxide of the element in question, a process which gives immediately the proportion by weight in which the element combines with oxygen. Thus the equivalents of nickel and iron to oxygen have been determined by reducing a weighed amount of the oxide to the corresponding metal, whilst the inverse process of converting the metal into an oxide has been employed in determining the equivalents of antimony and of bismuth. In most cases, however, this direct process cannot be applied, and recourse is then had to indirect methods of analysis or synthesis. Thus the chlorides of the metals cannot as a rule be directly analysed or synthesised with great quantitative accuracy; it is therefore usually more convenient and accurate to bring a weighed amount of the chloride into reaction with a salt of silver and ascertain either the amount of silver required to combine with the whole of the chlorine present, or the weight of silver chloride produced, or both of these quantities. When this is known, the amount of chlorine present, and therefore the composition of the chloride, can be calculated, provided that the ratio in which silver unites with chlorine, *i.e.*, the composition of silver chloride, be known.

Stas found, for example, that 85·031 parts of sodium chloride required 156·862 parts of silver for the complete precipitation of its chlorine in the form of silver chloride. Since 107·12 parts of silver were found by him to be equivalent to 1 of hydrogen and to combine with 35·18 of chlorine to form silver chloride, it follows

¹ Dixon and Edgar, *Phil. Trans.* 1905, A, 205, 169.

² This value for chlorine is somewhat higher than that calculated from the results of Stas (35·18), which is provisionally retained as the equivalent of chlorine until further experiments shall have more definitely decided the question (see p. 13).

that the amount of sodium chloride which is required to react with 107·12 parts of silver, and therefore contains 35·18 parts of chlorine, is $\frac{85\cdot031 \times 107\cdot12}{156\cdot862} = 58\cdot06$. Hence $58\cdot06 - 35\cdot18 = 22\cdot88$ parts of sodium are equivalent to 107·12 parts of silver or 1 part of hydrogen.

In a similar way, the equivalent of an element may be indirectly ascertained by estimating the amount of any substance required for, or produced in, a reaction in which a weighed amount of the element or one of its compounds takes part. The equivalents of a very large number of the metals have accordingly been ascertained by the conversion of an oxide into a salt, or inversely of a salt into an oxide, or of one salt into another. Thus, for example, Erdmann and Marchand found that 100 parts of calcium carbonate yield 136·05 parts of calcium sulphate. From the known composition and properties of carbonic acid gas and sulphur trioxide, it follows that an increase of weight of 35·80 in this reaction corresponds with 43·67 parts of carbonic acid gas in the original carbonate, and, further, that this is combined with such a quantity of an oxide as contains 15·88 parts of oxygen. Hence 100 parts of calcium carbonate, which gain 36·05 in the

reaction, contain $\frac{43\cdot67 \times 36\cdot05}{35\cdot80} = 43\cdot99$ parts of carbonic acid

gas, combined with 56·01 parts of calcium oxide, and this contains $\frac{15\cdot88 \times 36\cdot05}{35\cdot80} = 16$ parts of oxygen and 40·01 of calcium.

Hence, according to this particular experiment, the equivalent of calcium to oxygen is $\frac{40\cdot01}{16} = 2\cdot5$, whilst the equivalent to

hydrogen is $2\cdot5 \times 7\cdot94 = 19\cdot85$. The equivalent of calcium can also be arrived at by means of a similar calculation from the results obtained by the same chemists from the calcination of calc-spar, 13·6031 grams of which were found to yield 7·6175 grams of quicklime on ignition. In other cases the amount of hydrogen which is evolved when a weighed amount of a metal is dissolved in an acid or alkali (aluminium, zinc), the amount of a metal precipitated by a weighed amount of another metal from a solution of one of its salts, the amount of metal deposited by the electrolysis of a weighed amount of a salt (copper), the amount of an acid required to neutralise a weighed amount of a given base, etc., etc., may all be used for the determination of the equivalent, provided that

the necessary knowledge of the equivalents of the various other substances involved is available.

In all these indirect processes, in addition to the unavoidable experimental error of the actual estimation, there is also the experimental error involved in each of the equivalents employed in the calculation. The investigator, therefore, in selecting methods for the determination of the equivalent of an element, will, if possible, choose such as involve substances of which the equivalents are known with the greatest accuracy. The experimental error of the actual estimation cannot be entirely removed, but its effect is diminished by taking the average result of a large number of experiments, and by carefully arranging that the amount of material employed shall be sufficiently large to make this inevitable error bear as small a ratio as possible to the number which is to be determined. A further precaution, which should always be taken when it is practicable, is to determine the equivalent by as many distinct processes as possible, since in this way the special experimental error which is peculiar to each process is to some extent eliminated.

The experimental foundation which is thus seen to be necessary for the construction of a system of equivalents is due in great part to the classical labours of Stas,¹ who carried the processes of analytical chemistry to a degree of accuracy quite unknown to his predecessors, Dalton, Berzelius, and Dumas. Stas chose silver as the substance which was most convenient for experimental purposes, and determined its equivalent on the one hand to oxygen, and on another to the elements chlorine, bromine, iodine, sulphur, and potassium, very great precautions being taken to avoid error. The equivalent of silver to chlorine, bromine, and iodine was determined by the direct synthesis of the corresponding compound. In the case of silver chloride, the silver and the silver chloride obtained from it were weighed; on the other hand the composition of the bromide and iodide was determined by a series of complete syntheses, the metallic silver, the bromine or iodine, and the silver bromide or iodide being all weighed. The equivalent of silver to oxygen was ascertained by the reduction of silver chlorate, bromate, and iodate to the chloride, bromide, and iodide. The difference in weight between the oxygenated salt which was taken and the halogen compound which was obtained gives the ratio of oxygen to silver

¹ *Nouvelles recherches sur les lois des proportions chimiques; sur les poids atomiques et leur rapports mutuels.* Bruxelles, 1865. 4to.

chloride, etc., and the composition of the latter having been ascertained as just described, the ratio of silver to oxygen can be calculated. In another series of experiments designed for the same purpose, potassium chlorate was converted into potassium chloride by heat, and the ratio of potassium chloride to oxygen thus obtained. The amount of silver necessary to combine with the chlorine of a weighed amount of potassium chloride was then determined, and the ratio of silver:potassium chloride:oxygen thus ascertained. A similar series of experiments was also carried out with the sulphide and sulphate of silver.

In this way, then, the equivalents of silver, chlorine, bromine, iodine, sulphur, and potassium to oxygen were all obtained, and these were used by Stas for the determination of the equivalents of sodium, lithium, lead, and nitrogen. The probable error in the mean equivalent of silver to oxygen deduced from all these five sets of experiments only amounts to 0.0034 per cent.

More recent investigations tend to show that, in spite of the great care exercised by Stas, certain errors were not avoided, and that the numbers obtained by him require correction. It has been shown, for example,¹ that the ratio by weight of silver to silver chloride is probably 100:132.867, instead of 100:132.848, as found by Stas, and differences of a similar order of magnitude have also been found in the ratios Ag:AgI, and AgCl:NaCl, etc. In several cases, moreover, such as those of chlorine and nitrogen, the equivalents determined by independent methods have been found to differ from those deduced from the work of Stas (Vol. I., p. 492, this Vol., p. 10).

The effect of these corrections will be to produce a corresponding alteration in the large number of atomic weights of the elements which have been calculated by the aid of these ratios, so that the atomic weights at present in use cannot be regarded, in many instances, as of the highest degree of accuracy. The whole subject is at present (1906) undergoing investigation and it is probable that a complete recalculation of the whole table of atomic weights will shortly become necessary.²

The special methods adopted for the determination of the equivalents of the various metals will be found under their several headings.

¹ Richards and Wells, *J. Amer. Chem. Soc.*, 1905, **27**, 459.

² See Report of the International Committee on Atomic Weights for 1906, *Journ. Chem. Soc.*, 1905, Abstracts, pp. i-vi.

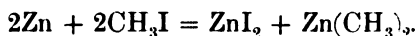
II. SELECTION OF THE ATOMIC WEIGHT.

7 The methods already described (Vol. I., p. 76) for the determination of the atomic weight of an element by ascertaining the molecular weights of a number of its compounds by the vapour density method, and then finding out by comparison the smallest amount of the element which is ever present in a molecule, may be applied without alteration to such of the metals as form volatile compounds. Many of these, however, form such a small number of volatile compounds that the determination of the atomic weight by this method becomes unsatisfactory, and it cannot of course be applied at all to such of the metals as do not form volatile compounds. The molecular weights both of the metals themselves and of their compounds in solution in various solvents may in certain cases be ascertained either by the cryoscopic method of Raoult or by the boiling point method (Vol. I., p. 127).

In cases to which none of these methods can be applied chemists are guided by the specific heat of the metal and its compounds, its general relations with the other elements, and the isomorphism of its compounds.

MOLECULAR WEIGHTS OF THE COMPOUNDS OF THE METALS.

8 The most readily volatile among the compounds of the metals are the organo-metallic derivatives, which may be looked upon as compounds of the metals with the alcohol radicals. They are usually obtained by the action of a metal on an organic iodide, zinc-methyl being, for example, prepared by the action of zinc on methyl iodide.



They are usually liquids which boil at comparatively low temperatures, and their vapour densities can therefore be determined by the ordinary methods, except that, as they are very readily oxidised in the air and are usually spontaneously inflammable, the determinations must be carried out in an atmosphere of an indifferent gas, such as nitrogen. In addition to these compounds of the metals with the alcohol radicals, the remarkable compounds of nickel and iron with carbonic oxide and the metallic derivatives of acetylacetone serve for the same

purpose. Volatile organic compounds of which the vapour density has been determined are formed by the following metals : Zn, Hg, Al, Sn, Pb, Sb, Bi, Ge, Mn, Cr, Co, Mo, Fe, and Ni.

In addition to the organo-metallic derivatives, many metals form compounds with the halogen elements volatilising at moderate temperatures, of which the vapour density can therefore be determined. In a few cases the vapour density of the metal itself has been found to be of value in deciding upon the atomic weight.

The experimental methods of ascertaining the vapour density of substances which are only volatile at high temperatures differ somewhat from those ordinarily employed. The older determinations of Deville and Troost, Roscoe and others were carried out by Dumas' method, a bulb of porcelain, which can be sealed by means of the oxy-hydrogen jet, being used for temperatures above that at which glass softens. The great difficulty inherent in this process is the determination of the temperature, which must be known with considerable accuracy. This was either determined calorimetrically, by the aid of a weighed mass of platinum, or by the use of a second similar bulb containing iodine or mercury, the temperature being calculated from the amount of vapour left in this second bulb under the conditions of the experiment. This process has now been superseded by that of Victor Meyer, which was originally introduced for this purpose, and presents the great advantage that a knowledge of the temperature of the experiment is not involved in the calculation of the results. An apparatus constructed of, or lined with, porcelain, platinum, or iridium is employed, and is heated to the requisite temperature either by the vapour of some substance of high boiling point or by a gas- or electric-furnace. It is of course essential that the temperature of the apparatus be maintained constant throughout the duration of the experiment. The air in the apparatus is usually displaced by nitrogen, to prevent the oxidation which would otherwise occur in many cases at the high temperature employed. The interpretation of the experimental results is often rendered difficult by the complete or partial dissociation of the compound, either into two similar or two dissimilar molecules, which is rendered evident by the fact that the relative vapour density varies with the temperature at which it is determined. Several cases of this kind are discussed under the heading of valency.

ATOMIC HEAT.

9 The specific heat of a body is the ratio of the quantity of heat required to raise the temperature of that body 1° to the quantity required to raise that of an equal weight of water 1° (Maxwell). The amount of heat needed to raise a kilogram of water through 100° is thirty-one times as large as that required to raise the same weight of platinum through the same interval of temperature, or, in other words, the same amount of heat which raises one kilogram of water through 100° will raise thirty-one kilograms of platinum through the same temperature; hence the specific heat of platinum is said to be $\frac{1}{31} = 0.032$. The specific heat of the same substance varies considerably under different physical conditions and according as the substance is solid, liquid, or gaseous.

A careful determination of the specific heat of thirteen of the solid elements by Dulong and Petit in the year 1819¹ showed that a simple relation existed between the chemical equivalent and the specific heat of these substances. When the numbers representing these two quantities were multiplied together in the case of each of the elements in question, the products were found either to be equal or to stand in a very simple ratio. By a supposition analogous to that made by Avogadro with respect to the combination of gases by volume, Dulong and Petit concluded that the specific heat of the metals varied inversely as the atomic weight, and proposed to adopt as the relative atomic weights of the metals those numbers which, multiplied by the specific heat, gave a constant product. Having thus modified the atomic weights which were at that time received, the French experimentalists proposed the theory that *the atoms of different elements possess the same capacity for heat, or all the elements have the same atomic heat*. Although chemists at the time acknowledged the importance of this theory, they did not consider that the conclusions arrived at were established beyond doubt, inasmuch as the alterations in the atomic weights introduced by Dulong and Petit, although admissible in some cases, led in other respects to very improbable conclusions. Moreover, a few of the elements investigated by the French chemists were very impure, so that the specific heats which they obtained were inexact. Berzelius very properly

¹ *Ann. Chim. Phys.* 1819, 10, 395.

insisted that further investigation was necessary, and added,¹ "If we attempt to apply this idea to compound bodies, and if the result of such an examination confirms the views of Dulong and Petit, this discovery will rank as one of the most important parts of theoretical chemistry."

The next step in the direction thus indicated by Berzelius was made by F. Neumann,² who showed in the year 1831 that equivalent quantities of similarly constituted compounds require equal quantities of heat to raise their temperature by the same amount, and that this equality is independent of difference in crystalline form; thus calc-spar and aragonite both possess the same specific heat. Neumann, however, did not connect this discovery of the relation between the specific heats of the compounds with that of Dulong and Petit respecting the specific heats of the elements. Only by degrees, and in the hands of numerous observers, was this connection brought about, and even at the present day it cannot be said that the subject is fully investigated. The researches which have mainly contributed to the development of the subject are those of Hermann, 1834, Regnault, 1840, De la Rive and Marcet, 1840, Joule, 1844, Woestyn, 1845, Garnier, 1852, Cannizzaro, 1858, H. Kopp, 1864³ (whose memoir contains an historical introduction to the whole subject).

It is especially to the researches of Regnault and Kopp that we are indebted for the corroboration of the results of the earlier experiments proving that the theory of Dulong and Petit is applicable with a very considerable degree of accuracy to about forty of the elementary bodies, when the mean specific heats of the solid elements between 0° and 100° are employed, so that we may regard those weights of the elements to be their atomic weights which, when multiplied into the specific heats of the elements, give a constant number. This is termed the capacity of the atom for heat, or the *atomic heat* of the element. If the atomic weight of hydrogen be taken as the unit, and if the capacity of water for heat be taken as one, then the numbers representing the atomic heats of most of the elements are found to lie near 6.3, or these elements possess the same atomic heat. This is clearly seen if we multiply the specific heats of the metals by their corresponding atomic weights, for example:—

¹ Berzelius's *Jahresb.*, 1822, 1, 19.

² *Pogg. Ann.*, 1831, 23, 1.

³ *Annalen*, 1864, Suppl. 3, 1.

	Specific heat.		Atomic weight.	=	Atomic heat.
Lead . . .	0·0310	×	205·3	=	6·4
Platinum . .	0·0323	×	193·3	=	6·2
Silver . . .	0·0562	×	107·12	=	6·0
Tin	0·0551	×	118·1	=	6·5
Zinc	0·0935	×	64·9	=	6·1

This property may therefore be employed for the purpose of controlling the determinations of atomic weight in doubtful cases. Amongst those elements which conform to the theory are in the first place the metals, and then certain non-metals such as bromine, iodine, selenium, tellurium, and arsenic.

The following table shows within what limits the atomic heat of the different elements varies. The first column contains the names of the elements, the second their mean specific heat for the range of temperature given in the third, the fourth the atomic weight, the fifth the product of the atomic weight into the specific heat, and the sixth the name of the observer:—

I.	II.	III.	IV.	V.	VI.
Lithium	0·9408	27° to 99°	6·98	6·6	Regnault.
Sodium	0·2934	-28 „ 6	22·88	6·7	„
Magnesium	0·2460	18 „ 99	24·18	5·9	Voigt.
Aluminium	0·2189	15 „ 185	26·9	5·9	Tilden.
Phosphorus	0·202	13 „ 36	30·77	6·2	Kopp.
Sulphur	0·1844	15 „ 97	31·82	5·9	Regnault.
Potassium	0·1662	-78·5 „ 23	38·86	6·5	Schüz.
Calcium	0·1700	0 „ 100	39·7	6·7	Bunsen.
Titanium	0·1125	0 „ 100	47·7	5·4	Nilson and Pettersson.
Vanadium	0·1153	0 „ 100	50·8	5·9	Mache.
Chromium	0·1208	0 „ 100	51·7	6·3	„
Manganese	0·1217	14 „ 97	54·6	6·7	Regnault.
Iron	0·1162	23 „ 100	55·5	6·4	Trowbridge.
Cobalt	0·1030	15 „ 100	58·55	6·0	Tilden.
Nickel	0·1084	15 „ 100	58·3	6·3	„
Copper	0·0936	20 „ 100	63·1	5·9	Schmitz.
Zinc	0·0935	0 „ 100	64·9	6·1	Bunsen.
Gallium	0·079	12 „ 23	69·5	5·5	Berthelot.
Germanium	0·0737	0 „ 100	71·9	5·3	Nilson and Pettersson.
Arsenic	0·0830	21 „ 68	74·4	6·2	Bettendorf & Wüllner.
Selenium	0·0840	22 „ 62	78·6	6·6	„
Bromine	0·0843	-78 „ -20	79·36	6·7	Regnault.
Zirconium	0·0660	0 „ 100	89·9	5·9	Mixter and Dana.
Molybdenum	0·0723	15 „ 91	95·3	6·9	Defacqz and Guichard.
Ruthenium	0·0611	0 „ 100	100·9	6·2	Bunsen.
Rhodium	0·0580	10 „ 97	102·2	5·9	Regnault.
Palladium	0·0593	10 „ 100	105·7	6·3	„
Silver	0·0562	15 „ 100	107·12	6·0	Bartoli and Stracciati.
Cadmium	0·0548	0 „ 100	111·6	6·1	Bunsen.
Indium	0·0569	0 „ 100	113·1	6·4	„
Tin	0·0551	20 „ 109	118·1	6·5	Spring.
Antimony	0·0495	0 „ 100	119·3	5·9	Bunsen.
Tellurium	0·0483	15 „ 100	126·6	6·1	Fabre.
Iodine	0·0541	9 „ 98	125·9	6·8	Regnault.
Cesium	0·048	0 „ 26	131·9	6·4	Erkardt and Graefe.
Lanthanum	0·0448	0 „ 100	137·9	6·2	Hillebrand.
Cerium	0·0448	0 „ 100	139·2	6·2	„
Tantalum	0·0363	16 „ 100	181·6	6·6	von Bolton.
Tungsten	0·0336	0 „ 100	182·6	6·1	Mache.
Osmium	0·0311	19 „ 98	189·6	5·9	Regnault.
Iridium	0·0323	18 „ 100	191·5	6·2	Behn.
Platinum	0·0323	0 „ 100	193·3	6·2	Bunsen.
Gold	0·0316	0 „ 100	195·7	6·2	Violle.
Mercury	0·0319	-78 „ -40	198·5	6·3	Regnault.
Thallium	0·0326	20 „ 100	202·6	6·6	Schmitz.
Lead	0·0310	18 „ 100	205·3	6·4	Behn.
Bismuth	0·0304	17 „ 99	206·9	6·3	Voigt.
Thorium	0·0276	0 „ 100	230·8	6·4	Nilson.
Uranium	0·0280	0 „ 98	236·7	6·6	Blümcke.

10 From the foregoing table the following elements, which have been found to possess atomic heats below 5, have been omitted:—

I.	II.	III.	IV.	V.	VI.
Glucinum . . .	0·4246	0° to 100°	9·03	4·2	Nilson and Pettersson.
Boron . . .	0·3066	0 ,, 100	10·9	3·3	Moissan and Gautier.
Diamond . . .	0·1461	0 ,, 99·8	11·91	1·7	Weber.
Graphite . . .	0·1904	0 ,, 99	11·91	2·3	„
Wood charcoal	0·1935	0 ,, 99	11·91	2·3	„
Gas carbon . .	0·2040	24 ,, 68	11·91	2·4	Bettendorf & Wüllner.
Silicon . . .	0·1730	14 ,, 97	28·2	4·9	Regnault.

These elements accordingly possess at temperatures between 0° and 100° smaller atomic heats than correspond to Dulong and Petit's theory. Weber's¹ investigations have shown that the specific heat of carbon varies very considerably with the temperature, and that above a certain limit of temperature it remains constant and then agrees with Dulong and Petit's theory, as is seen in the following table, in which the true specific heats at the temperatures quoted are given:—

	Specific heat.		Atomic heat.
Diamond . . .	0·0635	—	50·5° 0·76
„ . . .	0·1128	+	10·7 1·34
„ . . .	0·1532		58·3 1·83
„ . . .	0·2218		140·0 2·64
„ . . .	0·2733		206·1 3·26
„ . . .	0·4408		606·7 5·25
„ . . .	0·4489		806·5 5·35
„ . . .	0·4589		985·0 5·47
Graphite . . .	0·1138	—	50·3 1·36
„ . . .	0·1990	+	61·3 2·37
„ . . .	0·4454		641·9 5·31
„ . . .	0·4670		977·9 5·56

Similar results have been obtained in the case of silicon. The specific heat of this element increases from 0·1360 at -39·8° to 0·2029 at 232°, above which it appears to remain constant, the atomic heat then being 5·7. Boron also exhibits the same phenomenon, the specific heat increasing from 0·1965 at -39·6° to 0·3663 at 233° and probably becoming constant at about 500-600°.

The same investigator has also shown that the allotropic

¹ *On the Specific Heat of the Elements Carbon, Boron, and Silicon.* Stuttgart, 1874.

modifications of a substance at low temperatures possess different specific heats, but that this difference diminishes as the temperature increases, and at last altogether disappears. For example, Regnault concluded from his experiments that the specific heat of amorphous carbon was different from that of the two other modifications. Weber has, however, distinctly shown that this is not the case, but that carbon exists in only two thermal modifications, (1) opaque, (2) transparent. These thermal differences only occur at low temperatures, and when a high temperature is reached no variation is observed.

11 From the table (p. 19) we see that the atomic heats of the elements differ from one another considerably, even within the limits of temperature at which these values have been obtained. Thus, for instance, whilst the value for the majority lies between 6·1 and 6·6, in others the number sinks so low as 5·3, and in the case of iodine and molybdenum exceeds 6·7. These differences may perhaps in some instances be explained by the fact that the substances under investigation were impure. It must also be remembered that the specific heat of most substances varies with the temperature, and the researches of Pionchon,¹ Behn,² Tilden³ and others have shown that this variation, even for the metals, is often very considerable. This is well seen in the following table, in which the true specific and atomic heats of a number of metals are given for a series of temperatures:—⁴

Absolute temperature.	Aluminium.		Nickel.		Silver.		Tellurium.	
	Specific heat.	Atomic heat.	Specific heat.	Atomic heat.	Specific heat.	Atomic heat.	Specific heat.	Atomic heat.
100°	0·1226	3·30	0·0575	3·35	0·0467	5·00	0·0462	5·85
200	0·1731	4·66	0·0878	5·12	0·0528	5·65	0·0471	5·96
300	0·2053	5·52	0·1054	6·14	0·0558	5·98	0·0480	6·08
400	0·2254	6·06	0·1168	6·81	0·0572	6·13	0·0489	6·19
500	0·2384	6·41	0·1233	7·19	0·0581	6·22	0·0498	6·30
600	0·2471	6·65	0·1275	7·43	0·0587	6·29	0·0507	6·42
700	0·2531	6·81	0·1301	7·58	0·0590	6·32	0·0516	6·53
800	—	—	0·1321	7·70	—	—	—	—
900	—	—	0·1338	7·80	—	—	—	—

It appears from this that no better agreement is obtained by determining the specific heat at a temperature at which the

¹ *Compt. Rend.* 1886, 102, 1122.

² *Ann. Physik*, 1901, [4], 1, 257.

³ *Phil. Trans.* 1900, 194, 23; 1903, 201, 38; 1904, 203, 143.

⁴ Tilden, *Journ. Chem. Soc.* 1905, 555.

variation with temperature is small than by adopting the usual method of taking the mean specific heat for a range of temperature from 0° to 100° .

The original statement of Dulong and Petit as to the identity of the atomic heats of the elements can therefore only be regarded as a rough approximation, applicable mainly to the metals between 0° and 100° .

We must bear in mind that when we speak of specific heat, we really refer to a complex quantity, which comprises not only the heat which actually goes to raise the temperature of the heated body, but also that which is expended in performing external or internal work, such as expansion, or diminution of the cohesion of the particular body. This last amount of heat is different for different substances, whilst the first amount is theoretically the same for a molecule of any substance.

The above theory does not apply to liquid or gaseous bodies with the single exception of mercury, which possesses almost the same atomic heat in the liquid and in the solid state.

The most important evidence in favour of the validity of the hypothesis of Dulong and Petit is the fact that the results deduced from it agree with those deduced from Avogadro's theory for those metals which form volatile compounds, and with which, therefore, such a comparison can be instituted.

MOLECULAR HEAT OF COMPOUNDS.

12 The law that the molecular heat of a compound is equal to the sum of the atomic heats of its elements, or that the atomic heat of an element does not undergo change when that element enters into combination, was first laid down by Joule,¹ but its experimental verification is chiefly due to Kopp. The following examples will illustrate this:—

		Specific heat.	Molecular heat.	
			Found.	Calculated.
Potassium bromide	KBr	0.1070	12.7	13.2
Mercuric iodide . . .	HgI ₂	0.0423	19.1	19.9
Lead iodide	PbI ₂	0.0427	19.5	20.0
Lead bromide	PbBr ₂	0.0533	19.4	19.8

This agreement, moreover, is maintained at varying temperatures, so that the specific heat of each of the elements in a

¹ *Phil. Mag.* 1844, [3], 25, 334.

compound varies with the temperature in the same way as it does when the element itself is heated. This is shown in the following table for nickel telluride, NiTe, the calculated figures being obtained by adding together the atomic heats of nickel and tellurium given on p. 21.¹

Absolute temperature.	Molecular heat.	
	Observed.	Calculated.
100°	8·38	9·20
200	11·35	11·08
300	12·41	12·22
400	12·92	13·00
500	13·15	13·49
600	13·28	13·85
700	13·35	14·11

Hence if the atomic heat of a solid element has not been determined it may be calculated from the molecular heat of its compounds with other elements whose atomic heats are known. In this way the atomic heats of rubidium, strontium, barium, and titanium have at various times been determined, and they have been found to agree with the theory which comprises all the other metals.

Kopp has also shown that the elements which are gases at the ordinary temperature possess a constant atomic heat in their various solid compounds. It thus becomes possible to determine the amount of their atomic heat. In this way the atomic heat of chlorine has been found to be equal to 5·9, that of nitrogen 5·3, of fluorine 5·0, of oxygen 4·0, and of hydrogen 2·3. The following examples illustrate this point:—

	Specific heat.	Molecular heat.	
		Found.	Calculated.
Silver chloride . . . AgCl	0·089	12·7	11·9
Zinc chloride . . . ZnCl ₂	0·136	18·5	17·9
Potassium plati- chloride K ₂ PtCl ₆	0·118	56·9	54·6
Ice H ₂ O	0·478	8·5	8·6
Mercuric oxide . . . HgO	0·048	10·3	10·3
Calcium carbonate . CaCO ₃	0·206	20·4	20·6
Potassium sulphate. K ₂ SO ₄	0·196	33·9	34·9
Hexachlorethane . C ₂ Cl ₆	0·177	41·6	39·2

¹ Tilden, *Journ. Chem. Soc.* 1905, 557.

Kopp has moreover proved that the elements boron, silicon, and carbon possess, in combination, the same atomic heat as in the free state at temperatures below 100° . This renders it probable that, if we could obtain the specific heat of oxygen and hydrogen compounds at a high temperature, the atomic heats of these elements would exhibit the same sort of alteration which has been proved to occur in the case of carbon, silicon, and boron.

In the case of oxygen such a change has actually been deduced from experiments on the specific heats of the metallic oxides by Tilden, who has calculated from the variation of the specific heat of alumina, Al_2O_3 , with the temperature that the atomic heat of combined oxygen is 1.9 at 100° Abs., 3.3 at 200° , 3.8 at 500° , and 4.0 at 700° . These results lead to the value 3 for the atomic heat of combined oxygen at about 0° C., and hence it follows, from the specific heat of ice between -78° and 0° , which is 0.47 , that the atomic heat of combined hydrogen is 2.7 . These numbers, therefore, differ somewhat from those of Kopp given above.

13 Taking into consideration the results thus deduced from the molecular heats of compounds it appears that the elements which possess a markedly smaller atomic heat than the majority at temperatures below 100° have low atomic weights and with the exception of glucinum are non-metals (p. 20). All the non-metals whose atomic weights are high and the remaining metals agree approximately with Dulong and Petit's theory below 100° .

14 As instances of the employment of the atomic heat for determining the atomic weight the following may be quoted.

Thallium shows many analogies on the one hand with the alkali metals and on the other with lead, and it was for some time a matter of doubt whether the lower chloride should be formulated as TlCl_2 , in which case the atomic weight would be 405.2 , or as TlCl , the atomic weight being then 202.6 . Regnault determined the specific heat of thallium to be 0.0335 and thus decided the question in favour of the latter view, since $0.0335 \times 202.6 = 6.8$.

A similar instance occurs in the case of indium, the chloride of which contains 37.7 parts by weight of metal to 35.18 parts by weight of chlorine. Indium, however, exhibits a very considerable resemblance to zinc and cadmium, and for this reason the chloride was supposed to have the formula InCl_2 , giving an

atomic weight of 75.4 to the metal. In 1870 Bunsen¹ ascertained by means of his ice calorimeter that the specific heat of indium is 0.057. Now $0.057 \times 75.4 = 4.3$, or only two-thirds of the atomic heat of the other metals. Hence we must assume that the true atomic weight of the metal is $75.4 \times \frac{3}{2} = 113.1$. This gives the formula for the chloride, InCl_3 , which has been confirmed by the vapour density.

The example of uranium may also be quoted. At one time this metal was supposed to have an atomic weight of about 119 and to resemble iron in its chemical characteristics, its oxides being assigned the formulæ UO and U_2O_3 . At a later period, however, it was found that the chemical relations of the metal agreed better with the atomic weight 236.7, according to which its oxides would be UO_2 and UO_3 . This conclusion was confirmed by Zimmermann, who found its specific heat to be 0.0276, its atomic weight therefore being about 238.²

ISOMORPHISM.

15 An account of the general phenomena of isomorphism will be found under "Crystallography." As briefly mentioned in the historical introduction (Vol. I., p. 42), Mitscherlich was the first to perceive that substances which are similar in crystalline form are also similar in chemical composition; he concluded from his observations that the same number of atoms combined in the same way produces the same crystalline form, this latter being independent of the chemical nature of the atoms and depending only on their number and relative position. He soon afterwards pointed out that this relation might be employed for the determination of the relative combining weights of two elements or compounds. Thus, having found that potassium sulphate and potassium selenate, which crystallise in the rhombic system, are isomorphous, he concluded that selenic acid (the anhydride) would, like sulphuric acid, contain three times as much oxygen as the base with which it was combined in the salt in question, this conclusion being afterwards confirmed by analysis.

At the time when Mitscherlich first stated his theory of the relation between atomic composition and crystalline form, the only available means of ascertaining the atomic weights of the metals was that provided by Dulong and Petit's theory of

¹ *Phil. Mag.* 1871, [4], 41, 161, 392.

² *Annalen*, 1885, 232, 299.

atomic heat, which had only been applied to some thirteen elements. The theory, moreover, had not at that time been extended to the molecular heat of compounds, and hence the atomic weights of a large number of metals could only be determined by analogy or by arbitrary assumptions. Under these circumstances, Mitscherlich's theory of isomorphism proved of great importance and was at once applied by Berzelius to the determination of the atomic ratios of such elements as chromium, titanium, etc. Thus the ratio of the amounts of oxygen in chromium sesquioxide and chromic anhydride per unit of chromium was known to be 1 : 2, the simplest expression of which, according to the Daltonian system, would be by the formulæ CrO and CrO_2 , although Berzelius formulated them for other reasons as CrO_3 and CrO_6 . Chromium sesquioxide, however, is isomorphous with ferric oxide, iron being an element of which the atomic weight had been determined by the specific heat method, and hence the formula Cr_2O_3 was given to it. Chromic anhydride thus became CrO_3 , which is in full agreement with the fact that the chromates are isomorphous with the sulphates, sulphuric anhydride having been formulated by Berzelius on independent grounds as SO_3 .

At present the isomorphous relations of the compounds of an element only supply additional confirmation of the atomic weight, which has now been determined for every element either from the molecular weight of its compounds, from the atomic heat of the element itself, from the molecular heat of its compounds, or from the ratio of the specific heat of the element at constant volume to that at constant pressure (Vol. I, p. 129).

The elements may be grouped into the following series,¹ the members of which form isomorphous compounds. Elements which form several series of compounds are often found in a corresponding number of isomorphous series, the isomorphous relations of one type of compound being different from those of another.

- (1) (a) K, Rb, Cs, Tl, (NH_4) .
(b) Li, Na, Ag.
- (2) (a) Gl, Mg, Zn, Cd, Mn, Fe, Co, Ni, Os, Ru, Pd, Pt, Cu.
(b) Ca, Sr, Ba, Pb, Ra.

¹ Arzruni, *Physikalische Chemie der Krystalle*. Vieweg, 1895. Sonder-Abdruck aus Graham-Otto's *Ausführliches Lehrbuch der Chemie*, 1 Band. 3 Abtheilung. See also Groth, *Einführung in die chemische Krystallographie*, pp. 48-53 (Engelmann, Leipzig, 1904).

- (3) La, Di, Y, Ce, Er.
- (4) Al, Fe, Cr, Co, Mn, Ir, Rh, Ga, In, (Ti).
- (5) Cu, Hg, Pb, Ag, Au.
- (6) Si, Ti, Ge, Zr, Sn, Pb, Th, Mo, Mn, U, Ru, Rh, Ir, Os, Pd, Pt, Fe.
- (7) N, P, As, V, Sb, Bi.
- (8) Cb, Ta.
- (9) S, Se, Cr, Mn, Mo, W, As, Sb, Fe, Te (?).
- (10) F, Cl, Br, I, Mn, (CN).

No cases of isomorphism have as yet been observed among the compounds of the following elements.

H, B, Sc, Yt, C, and O.

The details of the isomorphous compounds of the metals included in the above series will be found under the several metals.

THE MOLECULAR WEIGHTS OF THE METALS.

16 The metals as a rule boil at exceedingly high temperatures, and up to the present it has for this reason only been found possible to obtain definite results with the vapour densities of zinc, cadmium, mercury, and silver, all of which form monatomic molecules.¹ On the other hand, the densities of antimony and bismuth, at temperatures of 1,600–1,700°, are greater than those required for a monatomic molecule, but less than the numbers corresponding with a diatomic molecule, and a similar uncertainty exists with regard to thallium. The vapour densities of potassium and sodium have only been approximately determined, since the vapours of these metals attack the material of which the apparatus is constructed. The results, however, point to the conclusion that these two metals form monatomic molecules.

The molecular weights of many of the metals have also been determined by the cryoscopic and vapour-pressure methods of Raoult (Vol. I., pp. 127–9). The general result of these experiments is to render it probable that in nearly all cases the molecules of the metals are identical with their atoms. When tin is used as a solvent for the metals Ni, Ag, Au, Cu, Tl, Na,

¹ Biltz and Meyer, *Zeit. physikal. Chem.* 1889, 4, 264; Biltz, *Zeit. physikal. Chem.* 1896, 19 385; Wartenberg, *Ber.* 1906, 39, 381.

Pd, Mg, Pb, Zn, Cd, Hg, Bi, and Ca, the solutions which are formed are found to behave on cooling in the same manner as dilute solutions of non-electrolytes in water (*loc. cit.*). Atomic proportions of these metals when added to a fixed amount of tin, so as to produce a dilute solution of the metal, all produce the same depression of its freezing point, and the amount of this depression agrees with that calculated from theoretical considerations on the assumption that the molecular weights of these metals are identical with their atomic weights. The numbers obtained for indium and aluminium seem, however, to indicate that the molecules of these metals contain two atoms.¹ The freezing-points and vapour-pressures of solutions of the metals in mercury have also been examined and lead to similar conclusions, although the results obtained are not so regular as when tin is used as the solvent.²

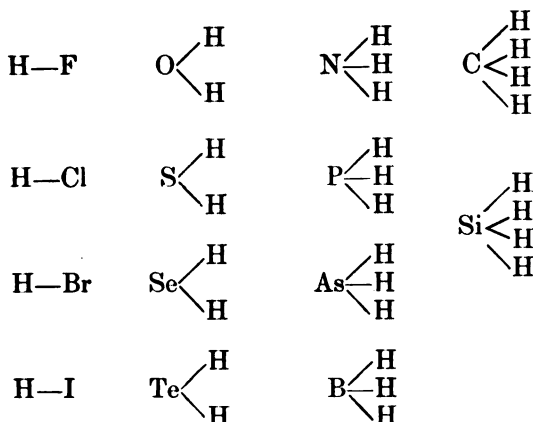
17 The identity of atom and molecule has been confirmed in the case of mercury by the determination of the ratio of the specific heat at constant volume to that at constant temperature, by the method which has been already described (Vol. I., p. 129).

VALENCY OF THE ELEMENTS.

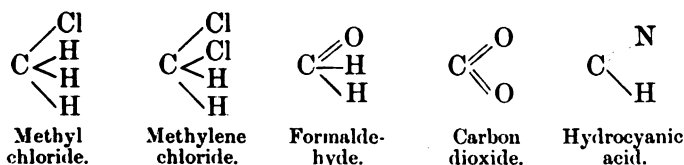
18 In connection with the non-metallic elements it has already been pointed out (Vol. I., p. 139) that the atoms of these elements differ in the number of hydrogen atoms with which they can combine. This varying combining power of the elements is known as *valency* or *quantivalence*, and the elements are described as monovalent, divalent, trivalent, or tetravalent (univalent, bivalent, trivalent, or quadrivalent), or as monads, dyads, triads, or tetrads, according as they combine with one, two, three, or four atoms of hydrogen. This is also expressed by saying that each of these elements has one, two, three, or four *units of affinity* or *bonds*, and in combination with hydrogen each of these is satisfied by combining with the single unit of affinity of the latter. This is graphically expressed in the following formulæ, the mutual bond of affinity being represented by the straight line connecting the two atoms :

¹ Heycock and Neville, *Journ. Chem. Soc.* 1890, 376.

² Tammann, *Zeit. physikal. Chem.* 1889, 3, 441 ; Ramsay, *Journ. Chem. Soc.* 1889, 521.



The further investigation of the non-metallic elements has shown that similar relationships are to be found in their compounds with elements other than hydrogen. Thus, in the compounds mentioned above, the hydrogen may be replaced by other elements, and it has been found that those elements which combine with only one atom of hydrogen are only able to replace one atom of that element, whilst the divalent elements are able to replace two atoms, the trivalent three, and so forth. Thus, if we take the compound of carbon and hydrogen, CH_4 , we can replace one or more atoms of hydrogen by an equal number of chlorine atoms, two or four atoms by one or two atoms of oxygen, and three atoms by an atom of nitrogen, the graphic formulæ of the compounds obtained being given below:—



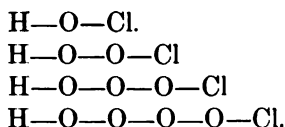
From these and many other similar facts, the conclusion was at first drawn by some chemists that the valency of an element is a constant property, and remains the same in all compounds which it forms. As the number of the compounds whose true molecular weights were ascertained became larger, it was found, however, that this view could not be maintained without modification. Thus phosphorus, which forms the hydride PH_3 , yields two chlorides, PCl_3 and PCl_5 , and as, in the latter, it is combined with five monovalent atoms, it must in this case be pentavalent,

whilst in PCl_3 and PH_3 it is trivalent. Upholders of the theory of constant valency denied that phosphorus pentachloride was a true compound, and regarded it as a *molecular compound* of PCl_3 and Cl_2 , analogous to a salt containing water of crystallisation, basing this supposition on the fact that when phosphorus pentachloride is volatilised it decomposes into these two portions. It was then shown that by suitable means the pentachloride may be volatilised without decomposition, and that its vapour density then corresponds with the formula PCl_5 , and further, a phosphorus pentafluoride has been since discovered which is gaseous at the ordinary temperature, and has the molecular formula PF_5 . The valency of phosphorus towards the halogens cannot therefore be regarded as constant.

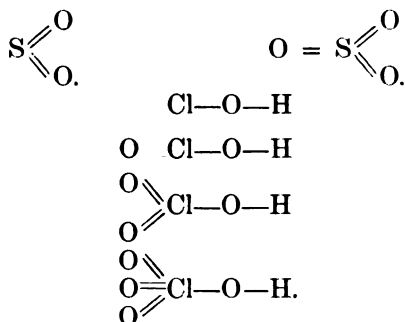
Again, the two chief oxides of sulphur have the formulæ SO_2 and SO_3 , and on the assumption that sulphur and oxygen are both divalent the constitutional formulæ were written:—



and among the oxygen compounds of chlorine we are acquainted with four oxy-acids having the formulæ HClO , HClO_2 , HClO_3 , and HClO_4 , the constitution of which was represented as follows:—



In all these cases, however, another interpretation is possible, namely, that the divalent oxygen is connected directly with the sulphur or chlorine atom, the valency of the latter varying in the different cases, as shown in the following formulæ:—



In such cases, it must be remembered, as already pointed out (Vol. I., p. 141), that it is only after the *constitution* of a compound has been ascertained that it is possible to determine the valency of the atoms of which it is composed.

No definite proof has hitherto been obtained of the correctness of either view, but the balance of evidence is strongly in favour of the latter, as it is found that those compounds which can be proved to contain oxygen atoms directly combined together in the manner shown in the first series of formulæ, such as hydrogen peroxide, are extremely unstable compounds. It is, moreover, probable that the longer the chain of oxygen atoms, the less would be the stability of the compound, whereas in reality, the stability of the oxy-acids of chlorine increases with the number of oxygen atoms in the molecule. Sulphur, again, is undoubtedly a hexad in the hexafluoride, SF_6 , which is a very stable gas, whilst in the highest compound which has been obtained with chlorine, SCl_4 , it is a tetrad. Oxygen, moreover, which is usually a dyad, is probably a tetrad in the salts which many organic oxygen compounds form with acids, and which are termed oxonium salts. It is now, therefore, generally supposed that the valency of an element is not a constant, but a variable property.

It will, however, be noticed that in the above cases there is a certain regularity in the variation, the valency of an element being always represented by either an odd or even number, and in the great majority of the compounds of the non-metallic elements the same rule is found to hold. Even to this, however, there are a few notable exceptions, such as nitric oxide, NO , in which nitrogen behaves as a dyad instead of as a triad or a pentad, whilst in chlorine peroxide, whose formula has been proved¹ to be ClO_2 , chlorine is a tetrad.

19 When we consider the compounds of the metals, it is found that the relations become still more complex than is the case with the non-metals. It is only in recent years that any very definite conclusions could be drawn on this point, as until then the true molecular weight of very few metallic derivatives was known, these having for the most part such high boiling points that the vapour density of very few of them had been determined. The improved methods of determining vapour densities at high temperatures, due chiefly to Victor Meyer and his

¹ Pebal and Schacherl, *Annalen*, 1882, 213, 113.

pupils,¹ have however, considerably enlarged the material at our disposal, and the results have necessitated some modification of the older views.

None of the metals combines with hydrogen to form a volatile compound, and their valency towards this element cannot, therefore, be determined. Many metals, however, form volatile compounds with the monovalent alcohol radicals (p. 14), which may be regarded as metallic hydrides in which the hydrogen atoms have been replaced by alcohol radicals, and these also serve for the determination of the valency of such metals as form them. The table below gives the constitutional formulæ of some of the compounds of non-metals with hydrogen and alcohol radicals, and of a number of the metallo-organic compounds of which the vapour density has been ascertained:—

Hydrochloric
acid.



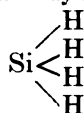
Water.



Ammonia.



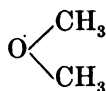
Silicon hydride.



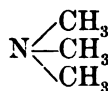
Methyl
chloride.



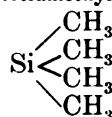
Methyl
oxide.



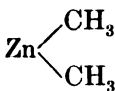
Trimethylamine.



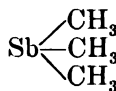
Silicon
tetramethyl.



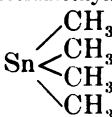
Zinc methyl.



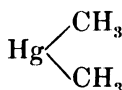
Antimony
methyl.



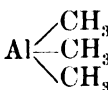
Tin
tetramethyl.



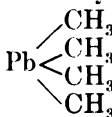
Mercury
methyl.



Aluminium
methyl.



Lead
tetramethyl.



Almost all the metals combine with chlorine, forming chlorides, and the vapour density of a number of these,

¹ *Pyrochemische Untersuchungen*, 1884 (Vieweg); and numerous papers, *Ber.* 1880-1890.

together with that of a few iodides, has now been determined, the molecular formulæ of which are given below :

I.	II.	III.	IV.	V.	VI.
NaCl	GICl_2	AlCl_3	TiCl_4	CbCl_5	WCl_6
KCl	CrCl_2	CrCl_3	VCl_4	TaCl_5	
KI	FeCl_2	FeCl_3	GeCl_4	MoCl_5	
RbCl	Cu_2Cl_2	GaCl_3	SnCl_4	WCl_5	
CsCl	ZnCl_2	InCl_3	ZrCl_4		
CsI	GaCl_2	SbCl_3	UCl_4		
AgCl	SnCl_2	BiCl_3			
InCl	InCl_2				
TlCl	HgCl_2				
	PbCl_2				

20 A definite conclusion as regards the molecular formula of a compound can only be drawn from its vapour density when the latter remains constant through a considerable range of temperature, as it is found in many instances that the vapour density of the compound diminishes gradually with increase of temperature, and only attains a constant value at temperatures considerably above the boiling point. The same fact has been observed with substances boiling at comparatively low temperatures, as, for example, acetic acid. This appears to indicate the presence in the vapour of a certain proportion of heavier molecules which gradually decompose as the temperature rises. Thus the first determination of the vapour density of ferric chloride, made by V. and C. Meyer,¹ agreed approximately with the formula Fe_3Cl_6 . Subsequently V. Meyer and Grünwald² showed that the vapour density of ferric chloride is, even at 448° , rather less than corresponds to the formula Fe_2Cl_6 , and that as the temperature rises the density gradually becomes less, until at 750° the value closely agrees with the formula FeCl_3 , and remains constant at that value up to $1,077^\circ$.

At temperatures above 448° a certain amount of the ferric chloride is dissociated into ferrous chloride and chlorine, but at 448° no decomposition of this character takes place, and even here the vapour density is smaller than that required by the formula Fe_2Cl_6 ; hence, at temperatures not far above the boiling point, a number of the molecules must have a smaller molecular weight than the above, *i.e.*, they must have the formula FeCl_3 .

Another instance of a similar kind has been observed in the case of aluminium chloride; the older experiments of Deville

¹ *Ber.* 1879, 12, 1, 195.

² *Ber.* 1888, 21, 687.

and Troost in 1857 gave the vapour density at 9.3, corresponding to the formula Al_2Cl_6 . Nilson and Pettersson,¹ in repeating this determination in 1887 at higher temperatures, obtained the following numbers:—

Temperature.	Vapour density.
440°	7.789
758	4.802
835	4.542
943	4.557
1,177	4.269
1,244	4.247
1,260	4.277

The calculated value for the formula Al_2Cl_6 is 9.2, and for AlCl_3 , 4.6.

Further examples of this change of density are afforded by stannous chloride and ferrous chloride; in both of these cases the density at low temperatures is lower than that required by the doubled formulæ Sn_2Cl_4 , Fe_2Cl_4 , although higher than that needed by the simpler formulæ SnCl_2 , FeCl_2 ; at higher temperatures, however, a constant value corresponding to the simpler formula is obtained. Chromic chloride has been likewise proved to have the formula CrCl_3 , and glucinum chloride to be GlCl_2 .

An instance of an opposite character occurs in the case of cuprous chloride. The vapour density of this compound was found by V. and C. Meyer² to correspond to the formula Cu_2Cl_2 at a bright red heat, and a later determination made at a white heat led to the same formula.

The vapour density of silver chloride has also been determined by Biltz and V. Meyer,³ and though, as might be expected, the numbers obtained at the high temperature necessary for the determination (1,735°) are not very exact, they are sufficient to indicate that the molecular formula is AgCl , and not Ag_2Cl_2 .

The conclusion to be drawn from these results is that the chlorides of variable vapour density have the simpler formulæ at high temperatures, but that as the temperature falls combination or association occurs between the molecules. It is not

¹ *Zeit. physikal. Chem.* 1887, 1, 463.

² *Ber.* 1879, 12, 1283; Biltz and Meyer, *Zeit. anorg. Chem.*, 1897, 15, 40.

³ *Zeit. physikal. Chem.* 1889, 4, 249.

improbable that in many cases the molecules of the fused or solid substance are more complex than those of the gas. This has already been shown experimentally for some liquids (Vol. I., p. 113), and the extension of the same method to fused salts has led to analogous results.¹

21 The application to aqueous salt solutions of the methods for ascertaining the molecular weight of substances in solution by the depression of the freezing point and elevation of the boiling point (Vol. I., p. 127) is complicated by the fact that most salts undergo electrolytic dissociation in aqueous solution. The general result obtained, when allowance is made for this, by the determination of the electrical conductivity (Vol. I., p. 120), is that in most cases salts have a molecular formula identical with the empirical formula, and break up in dilute solution into the corresponding ions. Potassium chloride, for example, in dilute solution, appears to be broken up almost completely into the simple ions K^+ and Cl^- , corresponding with the molecular formula KCl . When salts are dissolved in liquids in which ionisation does not occur, or only occurs to a very small extent, the results obtained also point, as a rule, to the simple formulæ, but in many cases evidence is obtained of molecular association, or combination between two or more molecules, and the results are found to vary with the solvents employed.² The identity of the molecular and empirical formulæ of many chlorides has also been confirmed by the determination, by the vapour pressure method, of their molecular weights when dissolved in boiling bismuth chloride, in which very little electrolytic dissociation occurs, owing to the fact that the chlorine atom is common to both the solvent and the dissolved substance. All the chlorides examined had under these circumstances at 447° the simple formula containing only one atom of metal in the molecule. This holds for the chlorides of Li, Na, K, Rb, Cs, Ca, Ba, Sr, Zn, Cd, Ag, Pb, Mn, and Co, together with ferrous, palladious, and platinous chlorides and the two chlorides of copper.³ In all cases where a comparison is possible, these results agree with those deduced from the vapour density at high temperatures, except in the single instance of cuprous chloride.

It appears from the foregoing that in the compounds formed

¹ Bottomley, *Journ. Chem. Soc.* 1903, 1241.

² See on this point Werner, *Zeit. anorg. Chem.* 1897, 15, 1; Beckmann, *Zeit. physikal. Chem.* 1903, 46, 857.

³ Rügheimer and Rudolff, *Annalen*, 1905, 339, 311.

by the metals, the linking together of two atoms of a metal to form a molecule which is stable at a high temperature does not often occur. In certain cases, however, it must be assumed that this form of combination exists. Tin, for example, forms a volatile compound $\text{Sn}_2(\text{C}_2\text{H}_5)_6$, and Ogg¹ has proved that the mercurous salts in solution in water yield the divalent ion Hg_2^+ , and not the simple ion Hg^+ , and that they therefore have most probably the double formula $\text{Hg}_2\text{X}'_2$. In the case of cuprous chloride the molecule Cu_2Cl_2 certainly exists at 1700° , although in solution in bismuth chloride at 447° only the simple molecules CuCl are present. Moreover, as already stated, many of the simple molecules capable of existing in the state of gas at high temperatures may readily form more complex molecules as the temperature of the gas falls.

These facts render it difficult to draw definite conclusions as to the valency of the metals in these compounds. Copper in cuprous chloride, for example, must be regarded as monovalent if the formula be CuCl , whilst if the formula be Cu_2Cl_2 , it may be looked upon as divalent, the constitution of the chloride being then written $\text{Cl}.\text{Cu}.\text{Cu}.\text{Cl}$. Similarly, aluminium must be regarded as trivalent in its chloride if the molecular formula be AlCl_3 , whereas it becomes tetravalent if the molecular formula be Al_2Cl_6 .



In the present condition of knowledge it is best only to consider the valency of the metals in the simplest form of each molecule which has been proved to be capable of existence.

The examination of the list of chlorides (p. 33) shows then not only that the valency of the same metal does vary in different compounds, but that it does not even vary in a regular manner, such as remaining either odd or even. Thus in the case of indium, three volatile chlorides are known, having the formulæ InCl , InCl_2 , InCl_3 , in which the metal is a monad, dyad, and triad respectively. Iron is a dyad in ferrous chloride, and a triad in ferric chloride, whilst tungsten acts both as a tetrad, a pentad, and a hexad.

In considering the compounds of the metals with oxygen, the available material is not so copious, inasmuch as the actual

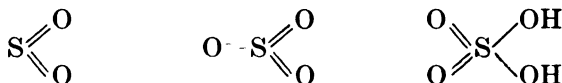
¹ Ogg, *Zeit. physikal. Chem.*, 1898, 27, 285.

molecular weights have been determined in but few cases, and in most instances the formulæ of the oxides (and of the salts they form with either acid or basic oxides) are taken as the simplest possible, or in some cases as analogous to those of the oxides of elements of the same group whose vapour density has been determined. The valency deduced from these formulæ frequently differs from that obtained from the vapour density of the chloride of the metal; thus the only volatile chloride of vanadium has the formula VCl_4 , whilst in its general deportment this element is analogous to nitrogen and phosphorus, behaving as a triad and pentad. Again, the only volatile chloride of molybdenum has the formula $MoCl_5$, but in many other compounds, such as molybdic acid and the molybdates, the metal acts as a hexad.

22 The valency of an element can no longer, therefore, be regarded as always varying in a regular manner, but appears to vary irregularly according to the nature of the other elements with which it combines. At the same time an element almost always shows what may be termed a characteristic valency, *i.e.*, a valency which remains constant throughout a large and important series of compounds. Thus, for example, the alkali metals are monovalent in the great majority of their compounds, although a few halogen derivatives have recently been prepared in which they behave as triads and pentads; the metals of the alkaline earths almost always behave as dyads, and nitrogen, phosphorus, and arsenic either as triads or pentads. Carbon in particular shows a very constant tetrad valency, almost the whole of its immense number of compounds containing the element in the tetravalent state. These general regularities find their best expression in the periodic classification of the elements, and will be further considered in discussing the latter.

23 *Werner's Theory of Principal and Supplementary Valencies.*
—The molecules formed by the combination of two or more elements are usually not devoid of the power of combining with further atoms or molecules. Thus, for example, sulphur dioxide, SO_2 , readily combines with oxygen to form sulphur trioxide, SO_3 ; this unites with a molecule of water to form sulphuric acid, H_2SO_4 , and this again with a further quantity of water to form the crystalline hydrate $H_2SO_4 + 4H_2O$. According to the ordinary theory of valency sulphur dioxide is an unsaturated

compound in which sulphur acts as a tetrad; in sulphur trioxide the sulphur is a hexad and the oxygen a dyad.



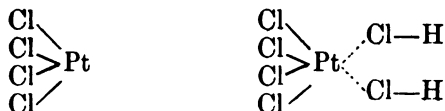
The introduction of water into this molecule can be explained by a rearrangement of the valencies of the elements of the two compounds, which leads to a constitutional formula for sulphuric acid which is in accordance with its chemical behaviour. The further introduction of four molecules of water into this molecule cannot be simply represented on the lines of the ordinary theory. It is apparent that some power of combination is still left in such molecules, and this is usually ascribed to the *residual affinity* either of the molecules as a whole or of certain of the atoms contained in them.

Very little is known about the mode of combination in such cases, but many theories have been proposed in order to include compounds of this character, among which are to be numbered almost all the double and complex salts of the metals, the ammoniacal metallic compounds, the hydrates, and similar substances.

The most successful attempt in this direction has been made by Werner,¹ whose views are based more especially upon the composition and properties of the ammoniacal metallic derivatives and the complex salts of the metals. According to this theory the atom possesses two kinds of valency—*principal valency*, which is concerned in the combination of atoms or radicals which can exist as ions, or are equivalent to ions; and *supplementary valency*, which is concerned with the combination of radicals which cannot exist as ions. Thus the groups $-\text{Cl}$, $-\text{Na}$, $-\text{NO}_2$, $-\text{CH}_3$, &c., combine by virtue of their principal valencies; groups such as $-\text{OH}_2$, $-\text{NH}_3$, $-\text{ClK}$, $-\text{CrCl}_3$, &c., by means of their supplementary valencies. Platinum, for example, combines with four atoms of chlorine by principal valency forming the molecule PtCl_4 , the highest chloride of platinum which can be obtained. This molecule readily combines, however, with two molecules of hydrogen chloride by the

Annalen, 1902, **322**, 261. See also *Neuere Anschauungen auf dem Gebiete der anorganischen Chemie*, p. 58, where a detailed account of this theory is given (Vieweg und Sohn, Braunschweig, 1905).

supplementary valencies of the platinum and chlorine atoms forming chloroplatinic acid, H_2PtCl_6 .



The constitution of these molecules is represented above according to Werner's theory, principal valencies being represented by unbroken lines and supplementary valencies by dotted lines.

The number of atoms which can combine directly with a single atom appears to be to some extent independent of the nature of the particular atoms concerned. The atoms of most elements can unite in this way with six other atoms, which may be regarded as being situated in the primary sphere of action of the central atom, and are said to be *co-ordinated* with it. These six may be united to the central atom either by principal or by supplementary valency, and if any of the principal valencies of this atom remain unsaturated, the radical thus formed has a corresponding power of combining with further atoms, which, however, must remain in the secondary sphere of action of the central atom.

The trivalent atom of cobalt, Co, can, for example, co-ordinate six molecules of ammonia by supplementary valencies, forming a radical $\text{Co}(\text{NH}_3)_6$, in which the trivalent cobalt atom is still capable of combining with three monovalent atoms of chlorine by principal valency, forming the well-known compound, $[\text{Co}(\text{NH}_3)_6]\text{Cl}_3$, hexammine-cobaltic chloride (luteo-cobalt chloride). In this substance the six molecules of ammonia are regarded as being situated in the primary sphere and united with the cobalt atom by supplementary valencies, whilst the three chlorine atoms are situated in the secondary sphere of action and united with the cobalt by principal valencies.

On the other hand in the co-ordination radical $[\text{CoCl}_3(\text{NH}_3)_3]$, both the chlorine atoms and the molecules of ammonia are situated in the primary sphere, the chlorine atoms being united with the cobalt by principal, and the ammonia molecules by supplementary valency. The trivalent cobalt atom is therefore saturated and incapable of further combination. This substance is known as triammine-cobaltic chloride, and when dissolved in water does not undergo electrolytic dissociation, because the

chlorine atoms form part of the complex radical. The solution, therefore, does not yield a precipitate of silver chloride when silver nitrate is added. On the other hand, the hexamminecobaltic chloride, in which the chlorine is not part of the complex radical, dissociates in aqueous solution into the ions $[\text{Co}(\text{NH}_3)_6]^{3+}$ and Cl^- , and the whole of the chlorine is precipitable by silver nitrate.

The maximum number of atoms or groups which can unite directly with a central atom is therefore six plus the valency of the central atom. In some cases the co-ordination number is four (carbon, boron, and nitrogen), and it is possibly as high as eight in some instances, but for the great majority of elements it is six.

This somewhat complex theory has proved of great value for the classification of the complex derivatives of the metals, and numerous applications of it will be found under the separate metals.

24 *Electrochemical Theory of Valency. Corpuscular Theory of the Constitution of the Atom.*—Concerning the nature of valency very little is at present known. One important relation has, however, been established by the classical researches of Faraday. When a salt of a metal is dissolved in water and the solution electrolysed, the amount of the metal which is deposited in a given time depends on the valency which the metal possesses in that salt. Thus when solutions of salts of a univalent and bivalent metal, such as the sulphates of silver and zinc, are electrolysed by the same current, two atomic proportions of silver are deposited for each atomic proportion of zinc, the same amount of oxygen being liberated in both cases. Since the same amount of electricity has been conveyed by the ions of the metal in the two cases, it follows that the electrical charge conveyed by each silver ion is only half as great as that conveyed by each ion of zinc. The same relation is found to be true in other cases, and it may be stated as a general law that the electrical charge which is conveyed by an ion of a metal in the electrolysis of a solution of a salt is directly proportional to the valency of the ion.

These facts have led many chemists to the conclusion that chemical combination is essentially an electrical phenomenon and occurs always between a positive and a negative radical. This was, indeed, the fundamental principle of the dualistic system of Berzelius, but was only rendered truly applicable

to the facts of chemical combination by Faraday's discovery of the quantitative laws of electrolysis.¹ This idea is in harmony with the modern view of the structure of the atom, which has been largely derived from the study of the phenomena of the conduction of electricity through gases and solutions, and of radioactivity.

According to this view an atom of any substance is composed of a large number of corpuscles or electrons, which have a mass of about 1/1000 of that of a hydrogen atom and carry a negative charge equal to that of a monovalent ion in a solution of a salt. These corpuscles are in rapid motion and are held together by the attraction of an equal positive charge, which may be supposed to be distributed uniformly over the sphere about the centre of which the corpuscles are moving.

The properties of an atom having this structure are well described in the following passage quoted from J. J. Thomson,² upon whose researches the corpuscular theory is largely based.

Let us now turn to the properties of the model atom. It contains a very large number of corpuscles in rapid motion. We have evidence from the phenomena of the conduction of electricity through gases that one or more of these corpuscles can be detached from the atom. These may escape owing to their high velocity enabling them to travel beyond the attraction of the atom. They may be detached also by collision of the atom with other rapidly moving atoms or free corpuscles. When once a corpuscle has escaped from an atom the latter will have a positive charge. This will make it more difficult for a second negatively electrified corpuscle to escape, for in consequence of the positive charge on the atom the latter will attract the second corpuscle more strongly than it did the first. Now we can readily conceive that the ease with which a particle will escape from, or be knocked out of, an atom may vary very much in the atoms of the different elements. In some atoms the velocity of the corpuscle may be so great that a corpuscle escapes at once from the atom. It may even be that after one has escaped, the attraction of the positive electrification thus left on the atom is not sufficient to restrain a second, or even a third, corpuscle from escaping. Such atoms would acquire positive charges of one, two, or three units according as they lost one, two, or three corpuscles. On the other hand there may be atoms in which the velocities of the corpuscles are so small that few if any of the corpuscles escape of their own accord, nay, they may even be able to receive one or even more than one corpuscle before the repulsion exerted by the negative

¹ See on this point Helmholtz, *The Faraday Lecture*, *Journ. Chem. Soc.* 1881, 277.

² *Electricity and Matter*, pp. 128-132 (A. Constable and Co., Westminster, 1904).

electrification on these foreign corpuscles forces any of the original corpuscles out. Atoms of this kind, if placed in a region where corpuscles were present, would, by aggregation with these corpuscles, receive a negative charge. The magnitude of the negative charge would depend upon the firmness with which the atom held its corpuscles. If a negative charge of one corpuscle were not sufficient to expel a corpuscle, while the negative charge of two corpuscles could do so, the maximum negative charge on the atom would be one unit. If two corpuscles were not sufficient to expel a corpuscle, but three were, the maximum negative charge would be two units and so on. Thus, the atoms of this class tend to get charged with negative electricity and correspond to the electro-negative chemical elements, while the atoms of the class we first considered, which readily lose corpuscles, acquire a positive charge and correspond to the atoms of electro-positive elements. We might conceive atoms in which the equilibrium of the corpuscles was so nicely balanced that though they do not of themselves lose a corpuscle, and so do not acquire a positive charge, the repulsion exerted by a foreign corpuscle coming on to the atom would be sufficient to drive out a corpuscle. Such an atom would be incapable of receiving a charge either of positive or negative electricity.

Suppose we have a number of the atoms that readily lose their corpuscles mixed with a number of those that can retain a foreign corpuscle. Let us call an atom of the first class, A, one of the second, B, and suppose that the A atoms are of the kind that lose one corpuscle, while the B atoms are of the kind that can retain one, but not more than one; then the corpuscles which escape from the A atoms will ultimately find a home on the B atoms, and if there are an equal number of the two kinds of atoms present we shall get ultimately all the A atoms with the unit positive charge, all the B atoms with the unit negative charge. These oppositely electrified atoms will attract each other and we shall get the compound AB formed. If the A atoms had been of the kind that lost two corpuscles, and the B atoms the same as before, then the A atoms would get the charge of two positive units, the B atoms a charge of one unit of negative electricity. Thus, to form a neutral system, two of the B atoms must combine with one of the A's and thus the compound AB_2 would be formed.

Thus from this point of view a univalent electro-positive atom is one which, under the circumstances prevailing when combination is taking place, has to lose one and only one corpuscle before stability is attained; a univalent electro-negative atom is one which can receive one but not more than one corpuscle without driving off other corpuscles from the atom; a divalent electro-positive atom is one that loses two corpuscles and no more and so on. The valency of the atom thus depends upon the ease with which corpuscles can escape from or be received by the atom; this may be influenced by the circumstances existing when combination is taking place. Thus it would be easier for a corpuscle, when once it had got outside the atom, to escape being pulled back again into it by the attraction of its positive electrification, if the atom were surrounded by good conductors than if it were isolated in space. We can understand then why the valency of an atom may in some degree be in-

fluenced by the physical conditions under which combination is taking place.

On the view that the attraction between the atoms in a chemical compound is electrical in its origin, the ability of an element to enter into chemical combination depends upon its atoms having the power of acquiring electricity. This on the preceding view implies either that the uncharged atom is unstable and has to lose one or more corpuscles before it can get into a steady state, or else that it is so stable that it can retain one or more additional corpuscles without any of the original corpuscles being driven out. If the range of stability is such that the atom, though stable when uncharged, becomes unstable when it receives an additional corpuscle, the atom will not be able to receive a charge either of positive or negative electricity, and will therefore not be able to enter into chemical combination. Such an atom would have the properties of the atoms of such elements as helium and argon.

This theory is admirably adapted to explain the phenomena of electrolysis and all reactions which occur between ions, as well as all cases of combination between electro-positive and electro-negative elements. Considerable difficulties, however, arise when it is applied to elements which are not markedly electro-positive or electro-negative, and especially to those compounds in which a number of the atoms of the same element are combined together. In such a simple compound as ethane, $\text{CH}_3 - \text{CH}_3$, for instance, it is necessary to suppose that one of the carbon atoms acts as the positive and the other as the negative element, although no difference between the two has been recognised chemically. Similar considerations hold with regard to the molecules of the elements themselves, many of which are composed of two atoms of the element united together.

These difficulties have not yet been entirely surmounted, although attempts have been made to devise a consistent empirical system which will be in accordance with these electro-chemical requirements, by supposing that each element possesses a definite and limited power of combining both with relatively positive and negative elements.¹

CLASSIFICATION OF THE ELEMENTS.

25 The number of substances at present described as elementary is about 80 (see list, Vol. I., p. 56), and of these about 70 have been subjected to close investigation and their properties

¹ Abegg, *Zeit. anorg. Chem.* 1904, **39**, 330; Abegg and Böttlinger, *Zeit. anorg. Chem.* 1899, **20**, 496.

and those of their compounds definitely ascertained. Their atomic weights have also been determined with a moderate degree of accuracy, and it has been shown that these numbers really represent atomic weights and not simply the equivalents of the elements (see pp. 14–27).

The question naturally arises whether these substances are in reality incapable of further decomposition or whether by suitable means they might not in turn be resolved into still simpler substances; and very soon after the enunciation of Dalton's atomic theory, speculations as to the compound nature of the so-called elements were published. Thus in the year 1815 Prout¹ suggested that the elements were in reality all composed of hydrogen, basing his supposition on the numbers at that time adopted for the atomic weights compared with hydrogen, which were in most cases whole numbers. The extreme simplicity of the hypothesis attracted many adherents, but the later careful determination of the atomic weights by Berzelius did not confirm it. It was somewhat modified by Dumas,² inasmuch as he assumed that the unit weight of hydrogen was itself composed of two or even four atoms, in which case the atomic weights would all be multiples of either 0.5 or 0.25. The very careful experiments of Marignac and especially of Stas (p. 12), which were carried out with extraordinary care for the purpose of ascertaining the truth of Dumas's hypothesis, showed that the atomic weights of many elements are multiples neither of 1, nor of 0.5, nor of 0.25, and this conclusion has been confirmed by more recent investigations.

Although Prout's hypothesis has not been confirmed, the inquiries made to investigate its validity brought to light a number of relationships which exist between the atomic weights of analogous elements. Even before the enunciation of the atomic theory and before the true nature of the alkalis and alkaline earths was known, Richter³ had pointed out that the quantities of the alkaline earths, which all neutralised the same weight of an acid, could be arranged as members of the arithmetical progression $a + nb$, in which the value of n was 0 for alumina, 1 for magnesia, 3 for lime, 9 for strontia, and 19 for

¹ Anonymously published in Thomson's *Annals of Philosophy*, 1815, vol. vi., "On the Relations between the Specific Gravities of Bodies in their Gaseous State and the Weight of their Atoms."

² *Ann. Chim. Phys.* 1859, [3], 55, 129.

³ *Ueber die neuern Gegenstände der Chymie*, 1797, 8, 21.

baryta. In 1817 Döbereiner called attention to the fact that the atomic weight of strontium is the mean of those of the two closely allied elements calcium and barium, and later on the same was found to be approximately true in the case of other groups of three elements, or *triads* as they were called. In 1850 Pettenkofer¹ brought forward the view that the atomic weights of analogous elements form members of an arithmetic series: thus, using the whole number nearest to the atomic weight, the following series were given:

	Difference.		Difference.
Li = 7		O = 16	
	16		16
Na = 23		S = 32	
	16		3 × 16
K = 39		Se = 80	
			3 × 16
		Te = 128	

and it was supposed that in the case of analogous elements the difference in the atomic weights is either a constant or a simple multiple of that constant. This idea was further developed by Kremers, Gladstone, and especially by Dumas, and attention was drawn to the analogy existing between such a group of elements and the homologous hydrocarbon radicals. Thus if we take the radicals of the C_nH_{2n+1} and C_nH_{2n} series we have:

	Difference.		Difference.
CH ₃ = 15		C ₂ H ₄ = 28	
	14		14
C ₂ H ₅ = 29		C ₃ H ₆ = 42	
	14		14
C ₃ H ₇ = 43		C ₄ H ₈ = 56	

When the more exact modern numbers are employed, it is found that the differences between the atomic weights of the elements are not quite so regular as when the above approximate numbers are taken, but even then the approximation to Pettenkofer's rule seems far too close to be due to chance. Further investigation showed that a very large number of the elements could be divided into groups showing similar relationships, and in 1864, Lothar Meyer² tabulated a large number of such groups and arranged a certain number of the elements in the order

¹ *Münchener Gelehrten Anzeigen*, 1850, **30**, 261; quoted in *Annalen*, 1858, **105**, 187.

² *Die modernen Theorien der Chemie*, 1864, 1st edition, p. 137.

given in the table on p. 47, according in the first place to the magnitude of their atomic weights, and in the second place to their valency.

NATURAL ARRANGEMENT OF THE ELEMENTS.

26 The discovery of any system which should embrace the whole of the elements was only rendered possible by the adoption of the consistent atomic weights proposed by Cannizzaro in 1858, and previous to this date all the attempts at classification consisted in their division into groups, but did not bring out the relations which exist between them as a whole. This was first achieved in what is usually known as the *natural arrangement of the elements*.

The first attempt at such an arrangement was made by de Chancourtois¹ in 1862, in whose system the elements were arranged in order of their atomic weights along a spiral line drawn round a vertical cylinder, the surface of which was divided into sixteen vertical strips by straight lines. The points occupied by the various elements on this surface were termed "characteristic points," or "geometrical characters." De Chancourtois enunciated the fundamental theorem of his system as follows:—"The relations between the properties of different bodies are manifested by simple geometrical relations between the positions of their characteristic points. For instance, oxygen, sulphur, selenium, tellurium, and bismuth,² fall approximately on the same vertical generating line, while magnesium, calcium, iron, strontium, uranium and barium, fall on the opposite generating line. On either side of the first of these lines we find hydrogen and zinc on the one hand, bromine, iodine, copper, and lead on the other; parallel to the second line we find lithium, sodium, potassium, manganese, &c."

On p. 48, Fig. 1, will be found the representation of the first two turns of de Chancourtois' helix, the surface of the cylinder being developed on the plane surface of the paper, and it will be seen that the elements which lie on the same generating line do belong to the same family.

¹ *Compt. Rend.* 1862, **54**, 757, 840, 967; 1862, **55**, 600; 1863, **56**, 263, 479; 1866, **63**, 24; see also Hartog, "A First Foreshadowing of the Periodic Law," *Nature*, 1892, **41**, 186.

² Probably a misprint, as bismuth does not fall on the same line in the table.

	Tetrad.	Triad.	Dyad.	Monad.	Monad.	Dyad.
Difference =	—	—	—	—	Li = 7.03 16.02	(Cl = 9.3 ?) 14.7
	—	—	—	—	Na = 23.05 16.08	Mg = 24.0
Difference =	C = 12.0 16.5	N = 14.04 16.96	O = 16.00 16.07	F = 19.0 16.46	K = 39.13	Ca = 40.0
	Si = 28.5	P = 31.0	S = 32.07	Cl = 35.46		
Difference =	$\frac{89.1}{2} = 44.55$	44.0	46.7	44.51	46.3	47.6
	—	As = 75.0	Se = 78.8	Br = 79.97	Rb = 85.4	Sr = 87.6
Difference =	$\frac{89.1}{2} = 44.55$	45.6	49.5	46.8	47.6	49.5
	Sn = 117.6	Sb = 120.6	Te = 128.3	I = 126.8	Cs = 133.0	Ba = 137.1
Difference =	$89.4 = 2 \times 44.7$	$87.4 = 2 \times 43.7$	—	—	$71 = 2 \times 35.5$	—
	Pb = 207	Bi = 208	—	—	(Tl = 204 ?)	—

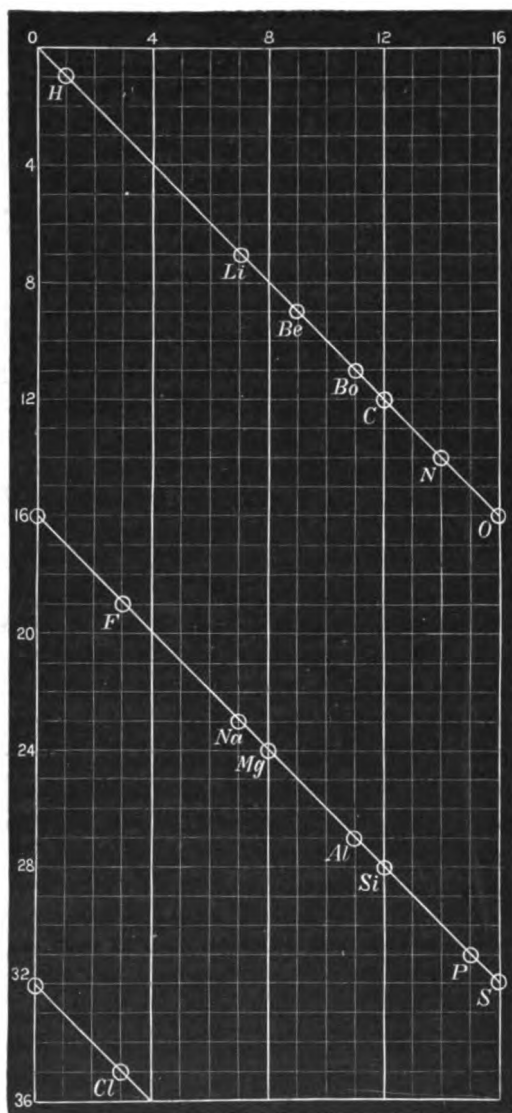


Fig. 1.

27 Very shortly afterwards (1864) several similar attempts at a classification of the elements as a whole were made independently by Newlands,¹ who arranged the elements in order

¹ *Chem. News*, 1864, 10, 59, 94; 1865, 12, 83, 94; 1866, 13, 113, 130. See also Newlands *On the Discovery of the Periodic Law*, 1884. (E. and F. N. Spon.)

of their atomic weights, and finally placed them in seven horizontal series, each consisting of eight members, as shown in the following table :

H	F	Cl	Co, Ni	Br	Pd	I	Pt
Li	Na	K	Cu	Rb	Ag	Cs	Os
Gf	Mg	Ca	Zn	Sr	Cd	Ba	Hg
B	Al	Cr	Y	Ce	U	Ta	Tl
C	Si	Ti	In	Zr	Sn	W	Pb
N	P	Mn	As	Di	Sb	Cb	Bi
O	S	Fe	Se	Rh, Ru	Te	Au	Th

According to Newlands, the properties of an element in any vertical group are analogous to those of the elements in the corresponding position in the other groups. From analogy with the musical notes he gave to the hypothesis the name of the "Law of Octaves."

Both of these proposals, however, received very little attention on the part of chemists; indeed they seem to have been almost entirely forgotten. In fact, a systematic arrangement of the elements according to their atomic weights appeared to some chemists almost as absurd as the proposal of an alphabetical arrangement of the elements as a natural one would be. In the year 1869, however, the same system of classification, but on a wider basis, was proposed by the Russian chemist Mendeléeff,¹ without any previous knowledge of the work of the above-named chemists. His classification not only included the elements then known but also left room for many elements at that time undiscovered. He showed that when the elements are arranged in order of their atomic weights, they may be divided into groups, in each of which a similar gradation of properties from element to element occurs, the properties of the elements thus appearing as periodic functions of the atomic weights.

At a slightly later date Lothar Meyer,² continuing his investigation of the relations between the elements, which had already led to the publication of the table given on p. 47, independently put forward views which were almost identical with those of the Russian chemist, and it is to these two investigators that the chief developments of the natural classification of the elements are due.

¹ *Zeitschr. Chem.* 1869, 405; *Annalen Suppl.* 1872, 8, 133.

² *Annalen, Suppl.* 1870, 7, 354.

THE PERIODIC SYSTEM.

28 In his original paper,¹ Mendeléeff sums up his conclusions as follows :

(1). The elements, if arranged according to their atomic weights, exhibit an evident *periodicity* of properties.

(2). Elements which are similar as regards their chemical properties have atomic weights which are either of nearly the same value (*e.g.* platinum, iridium, osmium), or which increase regularly (*e.g.*, potassium, rubidium, caesium).

(3). The arrangement of the elements, or of groups of elements, in the order of their atomic weights corresponds to their so-called *valencies* as well as, to some extent, to their distinctive chemical properties—as is apparent, among other series, in that of lithium, glucinum, boron, carbon, nitrogen, oxygen, and fluorine.²

(4). The elements which are most widely diffused have *small* atomic weights.

(5). The *magnitude* of the atomic weight determines the character of the element just as the magnitude of the molecule determines the character of a compound body.

(6). We must expect the discovery of many yet *unknown* elements, *e.g.* elements analogous to aluminium and silicon, whose atomic weights would be between 65 and 75.

(7). The atomic weight of an element may sometimes be amended by a knowledge of those of the contiguous elements. Thus the atomic weight of tellurium must lie between 123 and 126, and cannot be 128.

(8). Certain characteristic properties of the elements can be foretold from their atomic weights.

In the table given on pp. 52–3 the elements are arranged according to the system of Mendeléeff and Lothar Meyer, with the addition of a group numbered zero containing the helium family of elements,³ and it will be seen that they fall into nine groups, each group occupying one of the vertical columns in the table, whilst there are twelve horizontal series or periods. The

¹ *Journ. Russ. Chem. Ges.* 1869, 1; quoted in Faraday Lecture, *Journ. Chem. Soc.* 1889, 634.

² Barium and iron are printed by mistake in the English original (*loc. cit.*) instead of boron and fluorine.

³ Ramsay, *Ber.* 1898, 31, 3111; Mendeléeff, *Principles of Chemistry* (1905), vol. ii. p. 20.

members of each group show in most cases a close connection with each other, which is most noticeable in the case of elements belonging to alternate horizontal series. In the table, therefore, the elements in each group are arranged on alternate sides of the column, each group becoming thus divided into two sub-groups, the members of one of which are situated in the horizontal series characterised by an *even* number, whilst the others fall in the *odd* series. Thus in the second group we have the two sub-groups, Gl, Ca, Sr, Ba, Ra, situated in the even horizontal series, and Mg, Zn, Cd, Hg, in the odd. The eighth group occupies a somewhat anomalous position, as it appears only to occur in the even periods or series, and unlike the other groups always contains three members, the atomic weights of which are more nearly equal than is usually the case with the other elements.

An inspection of the table shows that the first group contains all the alkali metals, the second group those of the alkaline earths, and also the metals glucinum, magnesium, zinc, cadmium, and mercury. In the third group we find the family aluminium, gallium, and indium; in the fourth carbon, silicon, titanium, zirconium, and tin; in the fifth nitrogen, phosphorus, vanadium, arsenic, antimony, and bismuth; in the sixth oxygen, sulphur, selenium, and tellurium; and in the seventh the halogens. The eighth group includes, in addition to the closely allied metals, iron, cobalt, and nickel, the whole of the elements known as the platinum metals. In almost all of these cases, the elements mentioned had been classed as members of the same family before Mendeléeff's work was published, and their continued occurrence in the same group is strong evidence in favour of the general correctness of his views.

On the other hand, cases will be observed in which there is no very evident connection between members of the two sub-groups comprised in the same group, as for example in the case of silver, copper, and gold on the one hand, and the alkali metals on the other in the first group; a considerable number of resemblances can indeed be traced, but these are not so prominent as to have led previously to these elements being classified together. In the sixth group also there is very little obvious connection between chromium, molybdenum, and tungsten on the one hand, and the elements of the sulphur group on the other, nor in the seventh group between manganese and the halogens. It will, however, be noticed that in

"	7		Ag 107.11	Cd 111.6	In 114.1	Sn 118.1	Sb 119.3	Te 126.6	I 126.01		
"	8	Xe 127	Cs 131.9	Ba 136.4	La 137.9	Ce(?) 139.2	—	—	—	—	
"	9										
"	10						Ta 181.6	W 182.6	Os 189.6	Ir 191.5	Pt 193.3
"	11		Au 195.7	Hg 198.5	Tl 202.6	Pb 205.35	Bi 206.9				
"	12			Ra 223.3		Th 230.8		U 236.7			
			M ₂ O	MO	M ₂ O ₃	MO ₂	M ₂ O ₆	MO ₃	M ₂ O ₇	Highest salt- MO ₄ { forming oxides.	

all these cases the elements which show deviations of this kind come either just before or just after the occurrence of the eighth group of elements, and it is probable that their somewhat abnormal behaviour is in some way connected with the existence of this group.

Mendeléeff suggested an alternative method of tabulation which overcomes certain of these difficulties, and, with some modifications, this is given on page 55. The elements forming series 2 and 3 (pp. 52-3), *i.e.*, those which have the lowest atomic weights, and which in many respects differ from the members of the same groups having higher atomic weights, are regarded as typical elements, and the remainder of the elements are arranged in double periods, each consisting of an odd and even series of the first table. The two sub-groups into which each group in the table pp. 52-3 is divided are thus separated, the even series coming at the commencement of the long period, the odd series at the end, and the elements of group VIII. in the centre.

The typical elements are probably best regarded as being common to both the sub-divisions of the group to which they belong. Thus Li and Na are common to the sub-groups headed by K and Cu; Cl and Mg to those headed by Ca and Zn, &c.¹

At either end of the typical series its members are much more closely related to one of the sub-groups than to the other, whilst towards the middle of the series this difference is not so striking. Thus Li and Na are more analogous to K, Rb and Cs (even series, pp. 52-3) than to Cu, Ag and Au; F and Cl, on the other hand, are more closely related to Br and I (odd series, pp. 52-3) than to Mn, whilst C and Si show considerable analogy both to Ti and Ge.²

A comparison between the first two double periods (Nos. 3 and 4 in the table, p. 55), which contain only one space to be filled by a missing element, shows the very complete analogy which exists between them. In the later double periods so large a number of the elements is at present missing that the relations are not so apparent, although in many cases they are still distinctly seen. This arrangement, moreover, corresponds

¹ A table in which these relations are very clearly demonstrated has been published by Orme Masson, *The Classification of the Chemical Elements* (Neville, Mullen and Slade, London and Melbourne). See also Richards, *Amer. Chem. J.* 1898, 20, 543.

² Abegg, *Ber.* 1905, 38, 1386.

NATURAL ARRANGEMENT OF THE ELEMENTS. SECOND TABLE.

H

(1) He Li Cl B C N O F } Typical Periods.
 (2) Ne Na Mg Al Si P S Cl }

(3) A	K	Ca	Sc	Ti	V	Cr	Mn	Fe	Co	Ni	Cu	Zn	Ga	Ge	As	Se	Br
(4) Kr	Rb	Sr	Y	Zr	Cb	Mo	—	Ru	Rh	Pd	Ag	Cd	In	Sn	Sb	Te	I
(5) Xe	Cs	Ba	La (Ce?)	—	—	—	—	—	—	—	—	—	—	—	—	—	—
(6) —	—	—	—	Ta	W	—	Os	Ir	Pt	Au	Hg	Tl	Pb	Bi	—	—	—
(7) —	—	Ra	—	Th	—	U	—	—	—	—	—	—	—	—	—	—	—

Double Periods.

Even series in table, pp. 52-3. Eighth group in table, pp. 52-3. Odd series in table, pp. 52-3.

more closely with the periodic variation in the physical properties of the elements (p. 58).

As the atomic weight becomes higher, the change of properties in passing from any element to the one with the next higher atomic weight becomes less marked, and among those having the highest atomic weights, considerable resemblance is frequently noticed between two successive elements. Thus gold in many properties resembles both platinum and mercury, and lead is nearly related to thallium on the one hand and bismuth on the other.

CHEMICAL PROPERTIES IN RELATION TO THE PERIODIC SYSTEM.

29 The periodic variation of both physical and chemical properties as we pass from group to group must now be considered, taking first the chemical properties.

Group O is occupied by the monatomic gases of the helium family, which form no compounds.

The most strongly electropositive elements known, whose oxides act almost exclusively as bases or at most as neutral substances, occur in groups I. and II. (table, pp. 52-3), whilst the strongly electronegative elements, whose chief oxides form strong acids, occur in the sixth and seventh groups. The third, fourth, and fifth groups occupy an intermediate position, the members of the third group yielding oxides which, with the exception of those of the elements having the lowest atomic weights, have for the most part basic properties, but frequently act as acids towards stronger bases; in the fourth and fifth groups the acidic nature of the oxides is most prominent in the case of the members of lower atomic weight, whilst the higher members show an increasing tendency to form basic oxides. Those members of the sixth and seventh groups which fall towards the centre of the double periods form both basic and acidic oxides, the acid-forming oxides being those containing the most oxygen, and generally corresponding in formula with the acid-forming oxides of the other elements of the same vertical group. The members of the eighth group usually form basic oxides, but the higher oxides of ruthenium and osmium are strong acid-forming oxides.

Considering the arrangement in short and long periods (p. 55)

it is seen that the elements of the helium group, which must be regarded as electrochemically indifferent, fall between the strongly electronegative halogens and the strongly electro-positive alkali metals. Towards the centre of the long periods, on the other hand, a more gradual change in chemical properties occurs, through the medium of the metals of group VIII.

It is a remarkable fact that, excluding the first two series, only the elements of the odd series (pp. 52-3) form organometallic derivatives, of the type M_xR_y , in which M is a metal and R a hydrocarbon radical. The composition of these compounds corresponds with that of the volatile hydrogen compound formed by the typical elements of the group. Thus the compounds $Zn(C_2H_5)_2$, $Sn(C_2H_5)_4$ and $Sb(C_2H_5)_3$ are known, whilst no such substances have been obtained from calcium, titanium, or vanadium.

VALENCY.

30 It has already been stated that the valency of an element cannot be regarded as constant, but that it varies according to the nature of the elements with which combination occurs. There is nevertheless, in general, a regularity in the valency of the elements in the majority of their compounds, and we usually speak of them as monovalent, divalent, &c., according to their behaviour in the most characteristic of their compounds. This typical valency shows in a marked manner a periodic variation with the atomic weight.

The group numbered zero contains the remarkable monatomic elements of the helium group which, so far as is at present known, form no compounds whatever, and must therefore be presumed to have zero valency. Group I. contains the whole of the metals which are usually monovalent towards hydrogen, the halogens, and the alkyl radicals, and also to oxygen, the typical formulæ of the compounds being $M^I R$ ($R = H, CH_3, Cl, \text{etc.}$) and $M_2^I O$. The metals of the second group act in most cases as divalent elements towards the halogens and alkyl radicals, and also to oxygen, the typical formulæ being $M^{II} R_2$ and $M^{II} O$. In the third group we find the metals which are usually trivalent in their compounds both with hydrogen or other monovalent radicals and with oxygen, the typical formulæ of these being $M^{III} R_3$ and $M_2^{III} O_3$; and in the fourth we have the general formulæ $M^{IV} R_4$ and $M^{IV} O_2$, but in addition compounds are formed by these

elements having the same general formula as those of Group II. In all these cases it is found that among the members having the highest atomic weights the regularity is less marked; thus gold is more frequently trivalent than monovalent, thallium forms compounds in which the metal is monovalent, and lead in its most characteristic compounds is divalent.

Passing on to the fifth group, it is found that the characteristic valency in the hydrogen compounds differs from that in the oxygen compounds, the members being trivalent in the hydrides and pentavalent in the highest oxides, the general formulæ being $M^{III}H_3$ and $M_2^V O_5$. They also form characteristic compounds with oxygen in which the metal is trivalent, and behave towards the halogens in the same manner as towards oxygen. In the sixth group the characteristic valency again becomes less towards hydrogen, the typical formula being $M^{II}H_2$, whilst with oxygen they form the characteristic acid-forming oxides $M^{VI}O_3$, and with halogens the compounds $M^{VI}Cl_6$. With oxygen and halogens they form in addition compounds having the same general formulæ as those of the elements of Groups II. and IV. The members of the seventh group are, like those of the first, monovalent towards hydrogen, but they are heptavalent towards oxygen in their highest oxides, which have the general formula $M^{VII}_2O_7$. Many of them also form oxides corresponding to those of the first, third, and fifth groups.

In the eighth group no very characteristic valency is noticeable, but it is only in this group that oxygen compounds containing an octavalent element are found; only two of these are at present known, namely RuO_4 and OsO_4 . A characteristic of many members of this group is the formation of stable complex cyanides, such as the ferrocyanides, in which the metal is contained in the acid radical, and also of the remarkable series of compounds derived from ammonia, such as the cobalt-ammonium and platinammonium salts.

PHYSICAL PROPERTIES OF THE ELEMENTS IN RELATION TO THE PERIODIC SYSTEM.

31 As with the chemical properties, so it is found that almost all the physical properties of the elements are periodic functions of the atomic weight.

(1) SPECIFIC GRAVITY AND ATOMIC VOLUME.

One of the most characteristic properties of the elements is their specific gravity in the solid or liquid state, which has been determined with considerable accuracy in the majority of cases. The following table gives the most reliable determinations of the specific gravity at the ordinary temperature (water=1).

SPECIFIC GRAVITY OF THE ELEMENTS.

Aluminium	2·60	Mercury (liquid)	13·55
Antimony	6·62	Molybdenum	8·6
Arsenic	5·73	Neodymium	6·96
Barium	3·75	Nickel	8·8
Bismuth	9·80	Osmium	22·48
Boron	2·45	Palladium	11·4
Bromine (liquid)	3·15	Phosphorus (yellow)	1·83
Cadmium	8·64	" (red)	2·11
Cæsium	1·88	Platinum	21·5
Calcium	1·55	Potassium	0·875
Carbon (amorphous)	1·57	Praseodymium	6·48
" (graphite)	2·01 - 2·58	Rhodium	12·1
" (diamond)	3·5 - 3·6	Rubidium	1·52
Cerium	7·04	Ruthenium	12·26
Chlorine (liquefied)	1·44	Samarium	7·75
Chromium	6·9	Selenium	4·3 - 4·8
Cobalt	8·7	Silicon	2·35 - 2·49
Columbium	7·2	Silver	10·42 - 10·53
Copper	8·95	Sodium	0·97
Gallium	5·95	Strontium	2·54
Germanium	5·47	Sulphur	1·96 - 2·07
Glucinum	1·93	Tantalum	14·1
Gold	19·2 - 19·4	Tellurium	6·25
Indium	7·12	Thallium	11·9
Iodine	4·95	Thorium	11·0
Iridium	22·4	Tin	7·29
Iron	7·86	Titanium	3·54
Lanthanum	6·15	Tungsten	19·1
Lead	11·38	Uranium	18·7
Lithium	0·59	Vanadium	5·5
Magnesium	1·74	Zinc	6·86 - 7·2
Manganese	7·4	Zirconium	4·15

The following are the densities (water=1) at their boiling points of the elements which are gaseous under atmospheric conditions:—

Argon	1.405	Krypton	2.55
Chlorine	1.56	Nitrogen	0.81
Fluorine	1.11	Oxygen	1.118
Hydrogen	0.07	Xenon	3.52

The value often varies slightly with the same element not only with the temperature, but also with the physical condition. Thus cast metals or metals deposited electrolytically become denser when rolled and hammered, electrolytic copper having a sp. gr. of 8.952, which rises to 8.958 when rolled, and cast zinc a sp. gr. of 7.0, whilst that of rolled zinc is 7.2. The different allotropic modifications of the same element also have as a rule different specific gravities, but in all these cases the difference is usually small compared with the differences between the numbers for the different elements.

The periodic variation of the specific gravity at once becomes manifest if the numbers are placed under the symbols of the elements in the periodic table. Thus, taking the second typical period and first double period, we have the following:—

	Na	Mg	Al	Si	P	S	Cl		
Sp. gr.	0.97	1.74	2.60	2.5	2.0	1.9	1.4		
K	Ca	Sc	Ti	V	Cr	Mn	Fe	Co	Ni
0.87	1.6	—	3.5	5.5	6.9	7.4	7.9	8.7	8.8
	Cu	Zn	Ga	Ge	As	Se	Br		
	8.9	7.0	5.9	5.5	5.7	4.4	3.1		

The specific gravity is low at the beginning of both periods, increases regularly to a maximum in the middle, and then decreases until it has again become very low at the end of the periods. It has already been noted that the difference between the atomic weights of the successive elements forming the centre of the double period is smaller than the average, and it will be observed that the variation of specific gravity is also less for these elements.

32 These relations become more strongly marked if, instead of the specific gravity, we take the atomic volume of the elements. This is obtained by dividing the atomic weight by the specific

gravity, and the numbers, like the atomic weights themselves, are simply relative; they represent, however, the number of cubic centimetres which would be occupied by the atomic weights of the elements in grams. If these are arranged, as suggested by Lothar Meyer, so that the ordinates represent the atomic volumes and the abscissæ the atomic weights, and the points denoting the atomic volumes then joined, we obtain a line¹ which exhibits the periodic relations in a graphic manner.

This diagram is shown on p. 62 up to and including cæsium: after this metal the number of gaps due to incompletely investigated or missing elements becomes so large that the diagram is very incomplete, and this portion has therefore been omitted.

It will be seen that the atomic volume reaches a maximum at the commencement of each of the two typical periods, and then at the commencement of the double periods, falling to a minimum at the middle and then again rising to the end of the period, and from the last member of each period a further rise is observed to the initial member of the next. This diagram, moreover, brings out other relationships which are not otherwise so readily perceived. Thus elements whose atomic volumes are very nearly equal possess very different properties according as they are on an ascending or a descending portion of the line, or, in other words, according as they have a smaller or larger atomic volume than the element having the next higher atomic weight. This is exemplified in the cases of aluminium and phosphorus, chlorine and calcium, molybdenum and cadmium, &c. Elements which are characterised by the properties of ductility or brittleness always occur in corresponding positions in the diagram, the ductile elements being found at a maximum or minimum, or immediately following the latter. The periodic variation in these properties is clearly indicated in the table.

¹ Mendeléeff points out that the use of this diagram has the theoretical objection that it does not indicate that there is only a limited and definite number of elements in each period, but might be taken to imply that any number of elements might occur in each period; thus, for example, it might be assumed that an element of atomic weight 25 might exist between Mg and Al, whose atomic volume would then be about 13, and whose properties would be intermediate between those of the two metals named; for such an inference there is in reality no ground, and it must therefore be borne in mind that the line joining the points representing the atomic volumes is not a true curve, such as, for example, those representing the solubilities of salts, but is simply drawn to render the periodic variation more evident to the eye.

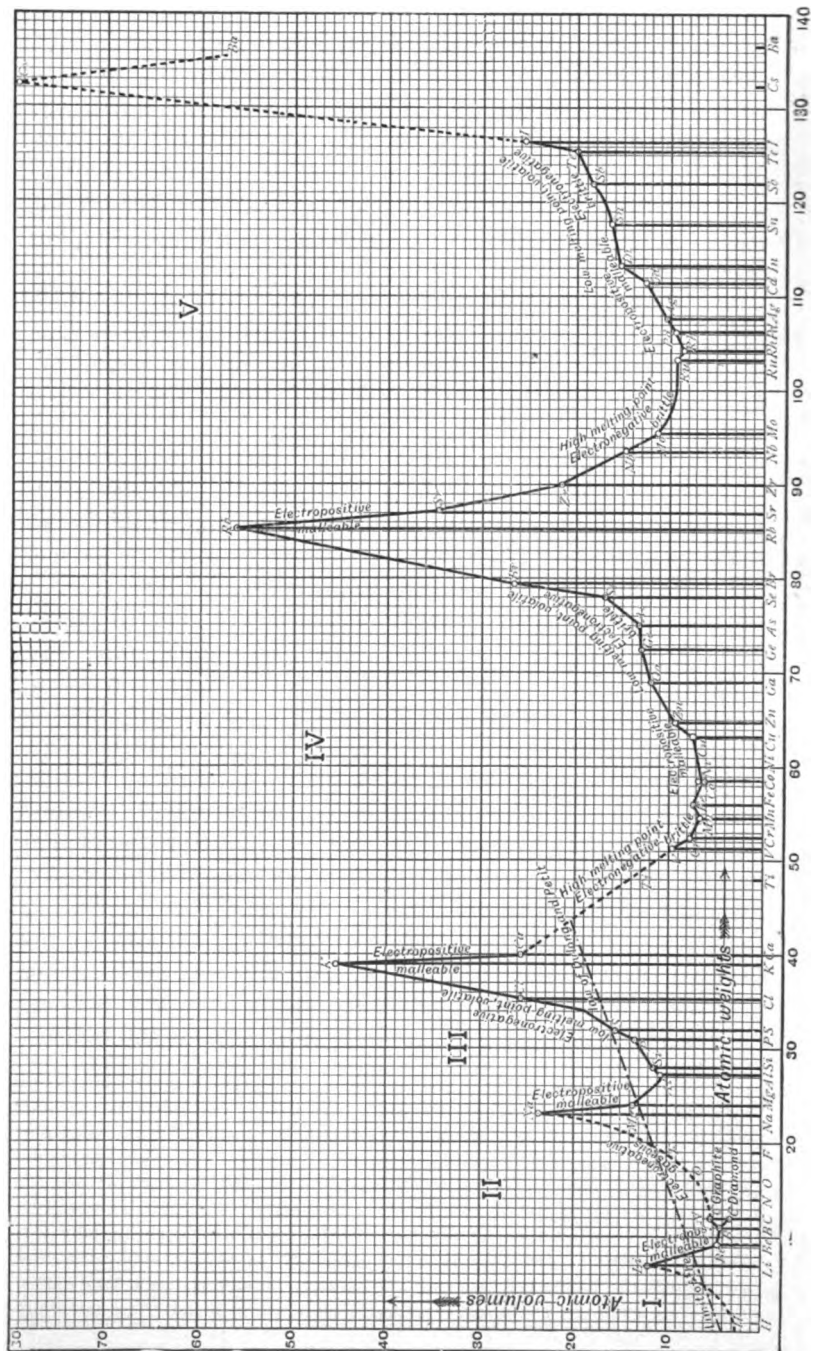


FIG. 2.—Lothar Meyer's Atomic Volume Diagram.

(2) MELTING-POINT OF THE ELEMENTS.

33 Another characteristic property of most elementary substances is the melting-point, although this has not been so accurately determined in the case of so many elements as the specific gravity, chiefly owing to the difficulties of obtaining correct results in the case of those elements which melt either at a very high or a very low temperature. The following list gives the melting-points which have been most accurately determined, and also the boiling-points under atmospheric pressure where these are known:—

MELTING- AND BOILING-POINTS OF THE ELEMENTS.

	Melting-point.	Boiling-point.
Hydrogen	-258·9° C.	-252·5° C.
Oxygen	Below -223	-182·5
Fluorine	-223	-187
Nitrogen	-210·5	-195·5
Argon	-187·9	-186·1
Krypton	-169	-151·7
Xenon	-140	-109·1
Chlorine	-102	-33·6
Mercury	-38·8	357
Bromine	-7·3	59·3
Cæsium	26·5	670
Gallium	30·1	—
Rubidium	38·5	696
Phosphorus	44·3	287·3
Potassium	62·5	757·5
Sodium	95·6	877·5
Iodine	114·2	184·3
Sulphur	{ 114·5 119·2	444·7
Indium	155	—
Lithium	186	—
Selenium	217	680
Tin	232	—
Bismuth	270	1435
Thallium	304	—
Cadmium	320	778

MELTING- AND BOILING-POINTS OF THE ELEMENTS
(continued).

	Melting-point.	Boiling-point.
Lead	328	—
Zinc	419	918
Tellurium	452	—
Arsenic	500	—
Cerium	623	—
Antimony	629·5	—
Magnesium	632·6	1100
Aluminium	654·5	—
Calcium	780	—
Lanthanum	810	—
Neodymium	840	—
Barium	c. 850	c. 1150
Praseodymium	940	—
Silver	961·5	—
Gold	1061·7	—
Copper	1080·5	—
Manganese	1245	—
Nickel	1427	—
Iron	1503	—
Palladium	1541	—
Chromium	c. 1515	—
Vanadium	1680	—
Platinum	1710	—
Columbium (Niobium)	1950	—
Tantalum	2250	—

The boiling-points of certain metals have also been determined in a high vacuum by Krafft,¹ with the following results:—

Mercury	155° C.	Zinc	550° C.
Potassium	365	Bismuth	993
Sodium	418	Silver	1360
Cadmium	450		

It has, moreover, been shown by Moissan² that all the metals, without exception, can be boiled under atmospheric pressure in

¹ *Ber.* 1905, **38**, 262.

² *Compt. rend.* 1906, **142**, 189, 425, 673.

the electric furnace, the temperature of which is probably not greater than 3500° C.

Carnelley has published a series of important papers,¹ containing an investigation of the relation between the melting-points and the atomic weights of the elements, and has shown that, like the specific gravities, these are also periodic functions of the atomic weight. This is readily seen from the following table (p. 66) taken from one of Carnelley's papers,² with some modifications of the numbers, rendered necessary by more recent determinations of the melting-points of some of the elements. The numbers given are in many cases only approximate, and all are given in absolute temperatures, taking -273° C. as zero.

If the melting-points are mapped out in the same manner as the atomic volumes, a periodic curve is obtained, in which, however, the maxima occur in the centre of the second and third periods and afterwards in the centre of the double periods, whilst the minima occur at the ends.

Carnelley has further shown that the melting-points of analogous compounds of the elements exhibit the same periodic variation with the atomic weights as those of the elements themselves.

(3) CONDUCTIVITY OF METALS.

34 The conductive power of the metals for heat and electricity, which is almost invariably far greater than that of the non-metals, and of all chemical compounds, also varies considerably in the individual metals, and even in the same metal, according to its physical condition and chemical purity. The order of conductive power of the metals is the same for both heat and electricity, a fact first pointed out by Forbes³ in 1833. Generally speaking, the soft metals conduct best, and the conductivity of all metals becomes lower as the temperature increases. At low temperatures it becomes higher, and Dewar and Fleming⁴ have shown that as the temperature is lowered the conductivity of all metals tends to become more nearly equal, and the curves representing the conductivity at different temperatures indicate that at the absolute zero the conductivity of all of them would become perfect, or, in other words, at that temperature the resistance would be *nil*.

¹ Published in *Journ. Chem. Soc., Proc. Roy. Soc.*, and *Phil. Mag.* from 1876 onwards.

² *Phil. Mag.* 1879 [5], 8, 315.

³ *Phil. Mag.* 1833, 4, 27.

⁴ *Phil. Mag.* 1893 [5], 36, 271.

O	I.	II.	III.	IV.	V.	VI.	VII.	VIII.
H 14°	Li 459°	Gl(Be) <1230°	B v. h.	C v. h.	N 62.5°	O <50°	F 50°	
<H	Na 369°	Mg 906°	Al 928°	Si <1600°	P yel. 317° red 528°	S 387°	Cl 171°	
Ne <A	K 335°	Ca 1053°	Sc ?	Ti v. h.	V 1953°	Cr c. 1788°	Mn 1518°	Fe 1776°
A 83°	Cu 1353°	Zn 692°	Ga 303°	Ge c. 1170°	As 773°	Se 490°	Br 266°	Ni 1700°
Kr 104°	Rb 311°	Sr ?	Y ?	Zr >Si	Cb(Nb) 2223°	Mo v. h.	Ru >2200°	Rh >2400°
Xe 133°	Ag 1234°	Cd 383°	In 428°	Sn 505°	Sb 902°	Te 725°	I 387°	Pd 1814°
	Cs 300°	Ba 1123°	La 1083°					
	Au 1335°	Hg 234°	Tl 577°	Pb 601°	Ta c. 2523°	W >Mo		Os v. h.
	Ra ?	Ra ?	Th ?	Th ?		U >Fe		Ir >Pt 1983°

v. h. = very high.

c. = about.

These properties, as well as almost all the other physical properties of the element, such as the volatility, magnetic and diamagnetic properties, thermal expansion, formation of coloured ions, and even elasticity and breaking strain, indicate the same general periodic variation as has already been shown for the specific gravity and melting-points; space will not permit the discussion of these here, but for details reference may be made to Lothar Meyer's "Modern Theories of Chemistry," translated by Bedson and Williams (Longmans).¹

35 There is, however, one important physical property known which does not exhibit this periodic variation, viz., the atomic heat. As already shown (p. 16), this is approximately constant, and the fact is made use of in determining the true atomic weight of an element from its equivalent. A number of exceptions to this are, however, found, all of these being confined to elements of low atomic weight. These all fall below an oblique line drawn across Lothar Meyer's diagram from the commencement to the vertical line representing an atomic weight of 40 (see table, p. 62), whilst those above the line follow the law. Or, without reference to the diagram, this may be expressed by saying that of the elements having an atomic weight of less than 40, only those agree with Dulong and Petit's theory at the ordinary temperature whose sp. gr. in the solid state is greater than 1.5 or whose atomic volume is greater than 40.

CORRECTION OF DOUBTFUL ATOMIC WEIGHTS.

36 The periodic arrangement of the elements has proved of great value in checking doubtful atomic weights. In 1869, when Mendeléeff first promulgated his theory, the atomic weights then accepted for many elements did not allow of their being placed in a position corresponding to their properties, and Mendeléeff boldly assumed that in such cases either the equivalent had been wrongly determined, or an incorrect multiple of the latter had been taken for the atomic weight, and in almost every case subsequent research has justified his assumption. Thus, for example, the atomic weight of molybdenum was given by some chemists as 92 and by others as 96, and, as the former number placed the metal before the penta-

¹ See also Rudorf, *The Periodic Classification and the Problem of Chemical Evolution* (London and New York, Whittaker & Co., 1900).

valent columbium, Mendeléeff adopted the number 96, which placed it in the same group as chromium: later determinations have given the number 95.3. Again, the atomic weights of the four elements gold, platinum, iridium, and osmium were at that time taken as Au 195.2, Pt 195.7, Ir 195.7, and Os 197.6, whereas according to the requirements of the periodic system the order should be reversed, osmium having the lowest and gold the highest atomic weight; this also has been proved by the redeterminations made by Lothar Meyer and Seubert, Thorpe and Laurie, and Krüss, the numbers now adopted being Os 189.6, Ir 191.5, Pt 193.3, and Au 195.7.

The atomic weight of indium was at first taken as 75.2 and the formula of the chloride as InCl_2 , but for an element of this atomic weight no place was available in the periodic system; if however, the formula of the chloride be taken as InCl_3 , the atomic weight becomes 112.8, and the element then falls naturally between cadmium and tin and in the same group as aluminium. Since then the determination of the specific heat of the metal and the vapour density of the chloride have proved the correctness of the supposition. Uranium also was formerly supposed to have an atomic weight of 60 and later of 120, neither of these numbers fitting into the periodic system. The metal, however, falls in naturally if the atomic weight be about 240, and this was confirmed by the determination of the vapour density of uranium chloride, UCl_5 , by Roscoe, and by the determination of the specific heat of the metal by Zimmermann. Another element whose atomic weight was doubtful was glucinum, which was regarded by some as a divalent metal of atomic weight 9, and by others as a trivalent metal of atomic weight 13.5; the vapour density of glucinum chloride has now shown that this has the formula GlCl_2 and the atomic weight must therefore be 9, which agrees with the demands of the periodic system.

37 In the table given above (pp. 52-3) the sequence of atomic weights has been broken in three places in order to maintain the elements in question in the groups to which their chemical and physical properties assign them: argon (39.6) precedes potassium (38.86); tellurium (126.6) precedes iodine (126.01); and cobalt (58.55) precedes nickel (58.3). The chemical properties of argon and tellurium are so well marked that there seems no doubt that these elements have been correctly placed, and there is at least a possibility that more extended investi-

gation may show that their atomic weights are not so high as they are at present thought to be. Cobalt is usually placed before nickel, both on account of its physical and chemical relations to iron and nickel, and because of the close analogy which many of its compounds present to those of rhodium and iridium. These reasons cannot, however, be considered as having the same weight as those which apply to argon and tellurium.

EXISTENCE OF UNKNOWN ELEMENTS.

38 The arrangement of the elements according to the periodic system leaves, as already seen, a number of blanks, which Mendeléeff assumed were to be filled by elements then undiscovered, and he suggested that from the properties of the elements with the next highest and lowest atomic weights and from those of the other elements in the same group it was possible to predict very closely the properties such an element would have when discovered. Thus, for instance, were selenium unknown, its properties could be largely predicted from those of arsenic and bromine on the one hand and of sulphur and tellurium on the other, these elements being termed by Mendeléeff the "atom analogons" of the element in question. At that time there were three gaps for elements with atomic weights less than 75, namely, one having an atomic weight of 44, corresponding to boron, one of atomic weight about 69, corresponding to aluminium, and one of atomic weight 72, corresponding to silicon. To these hypothetical elements Mendeléeff gave the names Ekaboron, Ekaluminium, and Ekasilicon (from the Sanskrit *Eka*, one), and proceeding in the manner indicated, he gave in considerable detail the properties such elements would possess. In less than twenty years his predictions were completely verified, by the discovery of gallium by Lecoq de Boisbaudran in 1875, of scandium by Nilson in 1879, and of germanium by Winkler in 1887. The first is Mendeléeff's ekaluminium, the second ekaboron, and the third ekasilicon, and the striking manner in which the forecast was fulfilled in each case may be seen from the following table, in which the predicted properties and those actually observed are arranged in parallel columns.

Ekaboron.	Scandium.
At. wt. 44.	At. wt. 43·8.
Oxide Eb_2O_3 , sp. gr. 3·5.	Sc_2O_3 , sp. gr. 3·86.
Sulphate $\text{Eb}_2(\text{SO}_4)_3$.	$\text{Sc}_2(\text{SO}_4)_3$.
Double sulphate not iso- morphous with alum.	$\text{Sc}_2(\text{SO}_4)_3 \cdot 3\text{K}_2\text{SO}_4$ —slender prisms.
Ekaluminium.	Gallium.
At. wt. 68, sp. gr. 6·0.	At. wt. 69·5, sp. gr. 5·96.
Ekasilicon.	Germanium.
At. wt. 72, sp. gr. 5·5.	At. wt. 72, sp. gr. 5·47.
Oxide, EsO_2 , sp. gr. 4·7.	Oxide, GeO_2 , sp. gr. 4·7.
Chloride, EsCl_4 , liquid, boiling slightly below 100° , sp. gr. 1·9.	Chloride, GeCl_4 , liquid, boiling at 86° , sp. gr. 1·887.
Ethide, $\text{Es}(\text{C}_2\text{H}_5)_4$, liquid, boil- ing at 160° , sp. gr. 0·96.	Ethide, $\text{Ge}(\text{C}_2\text{H}_5)_4$, liquid, boil- ing at 160° , sp. gr. slightly less than water.
Fluoride, EsF_4 , not gaseous.	Fluoride, $\text{GeF}_4 \cdot 3\text{H}_2\text{O}$, white solid mass.

39 From the above it will be seen that the periodic system of classification rests on a very firm basis, the successful prediction of the properties of undiscovered elements forming very strong evidence in favour of the general plan. In certain respects the system will doubtless undergo modification as our knowledge increases, for difficulties occur which cannot at present be explained. Thus elements sometimes occur in the same group between which only a limited amount of analogy can be traced and on the other hand elements which have a good deal in common are sometimes separated widely. The members of the higher periods often show considerable deviation in properties from the corresponding members of the lower periods, but when the very numerous gaps existing in the former shall have been filled up, and the elements at present only slightly known are more accurately investigated, these relations will perhaps become more plain.

Only three of the numerous metals of the rare earths (Sc, Y, and La) are assigned definite places in the foregoing tables, and the problem as to the relation of the remaining members of this family to the periodic classification has given rise to much

discussion. In the prevailing uncertainty as to the individuality of many of the substances of this class hitherto described, and in the absence of any complete knowledge of the physical and chemical properties of the metals themselves, it is impossible at present to express any decided opinion. It has, however, been suggested¹ that in this family of elements certain positions in the periodic system are occupied not by a single element but by a group of elements differing very slightly in atomic weight and chemical properties.

A further difficulty is found in the anomalous position of hydrogen, which forms the sole member of the first series at present known, and which in its properties differs to so great an extent from all other known elements. It resembles the alkali metals inasmuch as it is monovalent and strongly electropositive, but differs very greatly from them in other respects.

On the other hand, it has been maintained² that hydrogen as a monovalent, diatomic gas falls naturally at the head of the halogen group, and the great similarity in properties of the hydrocarbons to their halogen substitution derivatives is adduced as evidence of chemical analogy between hydrogen and the halogens. This position, moreover, appears to accord better with the sequence of atomic weights, the difference between hydrogen and fluorine being 18, whilst that between hydrogen and lithium is 6, a much lower number than is observed elsewhere between two members of a vertical group.

Mendeléeff himself regards hydrogen as standing at the head of group I., and as being one of a series consisting of two elements only, the missing element being a member of the helium family, of atomic weight less than 0.4.

Mendeléeff further suggests³ that this element may be identical with the unknown element coronium, to which certain lines of the spectrum of the outermost region of the solar corona have been ascribed. He has also put forward the surmise that the ether itself may in reality be composed of atoms of an element of about one-millionth of the atomic weight of hydrogen, which he places in a zero series preceding that containing hydrogen.

Many attempts have been made to modify Mendeléeff's table

¹ See Brauner, *J. Russ. Chem. Soc.* 1902, **34**, 142; Biltz, *Ber.* 1902, **35**, 562.

² Orme Masson, *Chem. News*, 1896, **72**, 283.

³ *Principles of Chemistry*, Vol. II. Appendix III. (Longmans, Green, and Co., London, 1905).

so as to reduce the number of anomalies and bring out more clearly the relations between the elements, but none of these proposals has as yet been generally accepted.¹

CRYSTALLINE FORM OF METALS.

40 Most metals, as well as their alloys, can be obtained in the crystalline state, and those occurring as minerals in the native condition are often found crystallised; this is the case with gold, silver, copper, platinum, iridium, palladium, gold-amalgam, and silver-amalgam. In general the form which they assume is one belonging to the regular system, such as the octahedron or the cube, or a combination of these forms. Some few, such as zinc, antimony, and bismuth, crystallise in the hexagonal system, and the two latter metals, which closely resemble arsenic, are found, as this is, crystallised in rhombohedra. On the other hand a few metals, such as tin and potassium, crystallise in the tetragonal system.

To obtain metals in the crystalline state several processes can be adopted. Crystals of metals which fuse readily can be obtained by solidification after fusion. Bismuth, antimony, lead, and tin may thus be crystallised, and in a similar way sodium and potassium; in the latter cases air must of course be excluded. Metals which are easily volatilised, such as zinc, cadmium, and potassium, may be obtained in crystals by condensation from the gaseous state, whilst other metals, such as silver, thallium, and lead, can be readily crystallised by the electrolysis of solutions of their compounds. The metals separate out in lustrous crystalline plates, and the exhibition of this phenomenon of crystallisation on the screen forms one of the most striking and beautiful of lecture-room experiments, and is also well illustrated by the formation of the lead-tree when a piece of zinc is immersed in a solution of lead acetate.

The fracture of metals is an important characteristic intimately connected with the crystalline form, and in many instances it is of importance as giving a knowledge of the purity, or otherwise,

¹ See on this point Rudolf, *The Periodic Classification and the Problem of Chemical Evolution* (Whittaker and Co., London and New York, 1900), where references to the literature up to 1900 will be found. Werner, *Ber.* 1905, **38**, 914; Armstrong, *Proc. Roy. Soc.* 1902, **70**, 86; Reynolds, *Journ. Chem. Soc.* 1902, 612.

of the metal. The following varieties of fracture are generally recognised:—

(1) Crystalline fracture; as in antimony, bismuth, zinc, spiegel-iron, &c.

(2) Granular fracture; as in grey forge pig-iron.

(3) Fibrous fracture; as in bar and wrought iron when partly broken by bending.

(4) Silky fracture; as in a piece of tough copper.

(5) Columnar fracture; as observed in the grain tin of commerce.

(6) Conchoidal fracture; noticed in the cases of native arsenic and certain brittle alloys such as that composed of one part of copper to two of zinc (Percy).

COLLOIDAL SOLUTIONS OF METALS

41 When dilute solutions of many metallic salts are treated with reducing agents the metal which is produced is not precipitated in the solid form, but remains dissolved in the colloidal state (Vol. I., p. 895). In this way Faraday, as early as 1857, by reducing solutions of gold chloride with phosphorus, succeeded in preparing red-coloured solutions of gold, which could be preserved for many years without depositing any of the metal. Such solutions can be freed from the other products of the reduction and from the excess of reducing agent by dialysis, and then form coloured liquids, which are often stable for a long period and exhibit in a very characteristic manner all the properties of colloidal solutions. They can be boiled as a rule without any metal separating out, and can in some cases, such as that of gold reduced by quinol, be evaporated to dryness leaving a residue which is soluble in water and retains its solubility when preserved for a considerable time in the dry state. The metal is precipitated in the insoluble form (coagulated) when soluble electrolytes are added to the solution and is deposited in the solid state at the anode when a current of electricity is passed through the liquid, whereas in the electrolysis of a metallic salt the metal is deposited at the cathode. As already mentioned, the metal will not diffuse through a colloid membrane and in every respect these solutions present an extremely close analogy with the solutions of the organic colloids, substances which usually possess a very high molecular weight.

The reducing agents which have been found most suitable for the production of colloidal metals are phosphorus, hypophosphorous acid, ferrous sulphate, hydroxylamine hydrochloride, hydrazine hydrate, formaldehyde, quinol, pyrogallol, and other similar substances.

Another extremely interesting method of preparing colloidal solutions of the metals is that introduced by Bredig,¹ which consists in setting up an electric arc between two poles of the metal under water or very dilute alkali. Under these circumstances pulverisation of the cathode occurs and the finely divided metal thus produced remains in colloidal solution in the water. In this way, for example, almost opaque dark-coloured solutions, containing a maximum of 0.015% of platinum, and bluish-violet solutions of gold of similar concentration, as well as solutions of silver, iridium and cadmium can readily be prepared. A number of other metals, including mercury, copper, iron, nickel and zinc, can be brought into colloidal solution by a slight modification of this method, which consists in employing a thin layer of the metal, deposited on the surface of another metal, as the cathode.

The solutions of platinum obtained in this way decompose hydrogen peroxide in the same way as does platinum black, and show a remarkable similarity in their behaviour to solutions of the organic colloidal enzyme, catalase.

The stability of solutions of these metallic colloids is much increased by the presence of other colloids such as gelatine. Advantage has been taken of this property, in some cases, by preparing the colloidal metal in the presence of, or even by the reducing action of, an organic colloid. Thus Carey Lea has described a number of colloidal forms of silver produced in the presence of dextrin and similar substance, whilst Paal has prepared several metals in a remarkably stable colloidal form in presence of certain products of the decomposition of egg albumin by alkalis. The colloidal forms of certain refractory metals, such as osmium and tungsten, have been employed for the manufacture of filaments for use in electric lamps.

The specific properties of the different colloidal metals will be found under the heading of the metals concerned.

¹ *Zeit. Elektrochem.*, 1898, 4, 514; *Zeit. angew. Chem.*, 1898, 954; *Anorganische Fermente* (Engelmann, Leipzig, 1901).

ALLOYS AND AMALGAMS.

42 Especially characteristic of the metals as a class are the peculiar mixtures and compounds which different metals form with one another, and to which the name of alloy is given (derived through the French from the Latin *alligare*, to bind to). Amongst chemical compounds in general, those are found to be most stable, and to show the greatest amount of chemical individuality whose constituents are the most diverse. In the case of the alloys, however, the essential properties of the metals are uniformly reproduced. Thus, they all possess metallic lustre; they conduct heat and electricity well, even when they assume distinct crystalline forms and contain their constituents in the proportion of their combining weights. Hence alloys are distinguished from the compounds which the metals form with such elements as oxygen, sulphur, and chlorine, in which the general properties of the metal have undergone a complete change. So great indeed is the resemblance between the alloys and the metals proper that in all ages, in common parlance, they have been confused under the same name. The early Greek alchemists classed electrum, an alloy of gold and silver, amongst the metals, giving to it the sign of Jupiter, and even nowadays the word metal is often employed to designate an alloy.

The union of metals to form alloys may be brought about in three different ways :

- (1) By fusing together the constituent metals.
- (2) By strong compression of the finely powdered metals.
- (3) By electro-deposition.

The first method is by far the most important of the three, as almost all alloys are produced in this way on the large scale. The second method has not received any, and the third only a limited technical application, and these may therefore be shortly discussed before passing on to the consideration of the first and chief method.

Compression.—The union of powdered metals to form alloys when strongly compressed was first observed by Spring,¹ who subjected the mixed powders to pressures up to forty tons per

¹ *Bull. Acad. Roy. Belg.*, 1878, **45**, No. 6; 1880, **49**, No. 5; *Ber.*, 1882, **15**, 395.

square inch in a steel cylinder, and in this manner obtained alloys identical with those obtained by fusion. It might be supposed that the union is in reality caused by the heat evolved during the compression causing the metals to melt; but Spring has shown that this is not the case, as, if the whole of the work done in the compression were converted into heat, this would still be insufficient to effect the fusion of the mass.

Electro-deposition.—Just as copper can be deposited from solutions of its salts by electrolysis, so if we have a mixture of two metallic salts it is sometimes possible to deposit both metals simultaneously, so that they unite to form an alloy. Thus by electrolysing under suitable conditions a solution containing certain zinc and copper salts, brass is obtained.

Preparation of Alloys by Fusion.—The method of making alloys by fusion varies according to the nature of the metals to be alloyed. If none of the constituent metals be very volatile, they may be mixed and fused together, but if one of the constituents be a volatile metal, such as zinc, the other constituent or constituents are melted, raised to a sufficiently high temperature to cause the zinc to melt and mix easily, the zinc then added and the whole stirred. The metals are generally covered with a layer of carbon to prevent oxidation during the process. Occasionally alloys are made by reducing together a mixture of the ores of the metals required, by means of carbon.

When metals are melted together they do not always form homogeneous substances, and a metallic alloy is defined as a mixture of metallic substances which, after melting, does not separate into two layers. When such a separation does occur, each layer becomes a distinct alloy. For example, when lead and zinc are melted together and allowed to cool slowly, they separate into two distinct layers, the bottom one being an alloy of lead and zinc, containing 1.3 per cent. of zinc, and the top one an alloy of zinc and lead containing 1.57 per cent. of lead.

43 The following seems to be the most convenient method of classifying alloys:—

a. Perfect alloys, which are absolutely homogeneous when in the solid state, *e.g.*, the gold-silver alloys.

b. Intermediate alloys, which are not absolutely homogeneous, as they are composed of the separate constituents, in a microscopic state of division in juxtaposition, *e.g.*, the alloy of lead and tin of lowest melting-point.

c. Imperfect alloys, which are by no means homogeneous, one

or more of the constituents having crystallised out in advance of the others, producing a more or less imperfect but regular admixture in the cold metal, *e.g.*, the lead-antimony alloy containing 10% of antimony.

Alloys containing only two metals are known as binary, those containing three as ternary, &c.

THE STUDY AND EXAMINATION OF ALLOYS.

44 The most important modern methods of research on this subject may be summarised as follows:—

1. Chemical methods. Analysis and separation of the constituents.

2. Thermal methods. Determinations of melting-points and critical changes.

3. Microscopical methods. Examination of crystalline and internal structure.

4. Mechanical methods. Determination of elasticity, tenacity, ductility, &c.

5. Electrical methods. Determination of resistance and E.M.F.

6. Magnetic methods. Examination of the various magnetic properties.

Of these methods, illustrations will be given of only two, *viz.*, the Thermal and the Microscopical.

Examination of Alloys by the Thermal Method.—The melting-point of an alloy is usually lower than those of the metals which compose it. This is well seen in the case of ordinary plumbers' solder, consisting of tin and lead, which melts more easily than either of the metals composing it. This fact was known so long ago as the time of Pliny, for he states that tin cannot be soldered without lead, nor lead without tin, and that lead tubes are soldered with a mixture of one part of tin and two parts of lead, a mixture which is used at the present day. Homberg, in 1669, recommended an alloy of equal parts of tin, lead, and bismuth for sealing up anatomical preparations; and in 1772¹ Valentine Rose the elder discovered the well-known fusible metal which bears his name. This consists of one part of tin, one part of lead, and two parts of bismuth. It melts at 95° to 98°, the lowest melting-point among the constituents being that of tin,

¹ *Stralsund Magazine*, 1772, 2.

viz., 232°. Another alloy, consisting of eight parts of lead, fifteen of bismuth, four of tin, and three of cadmium, softens at a temperature of 60° and is perfectly liquid at 65°, the melting-points of its constituents being tin 232°, bismuth 270°, cadmium 320°, and lead 326°.¹

45 For the experimental investigation of the relation between the freezing-point and the composition of the alloy formed by two or more metals a pyrometer, such as the thermo-couple pyrometer or the electric-resistance pyrometer, is required. The rate of cooling of a quantity of the alloy is then determined and plotted in a curve, any breaks in which indicate points of solidification or other critical changes. A complete series of alloys, such as those of lead and tin, is generally studied together and the points so obtained on the "cooling curves" are employed for the construction of a second curve which shows the variation in the freezing-point with change of composition and forms the freezing-point curve of the series.

*Thermal Classification of Binary Alloys.*²—From the general form of the freezing-point curves, binary alloys may be divided into groups as follows:—

Group 1. The curve consists of two branches, starting from the melting-points of the pure metals and meeting at a point corresponding to the eutectic alloy. A eutectic alloy is that alloy of any series or range of series which has the lowest melting-point and corresponds to the cryohydrate formed by cooling a solution of a salt in water (Vol. I., p. 305). In some series of alloys more than one eutectic is found, but in such a case, each of them corresponds to a different set of constituents. All eutectics have a melting-point below the mean of that of their constituents and also have a single melting and solidifying point. This type of curve obtains when the metals form neither definite compounds nor isomorphous mixtures and is illustrated in Fig. 3, which represents the freezing-point curve of the lead-tin series, and in which the lines AX and BX represent the separation of lead and tin respectively; and X represents the point of solidification of the eutectic alloy. The horizontal line CXD represents the range of the series in which eutectic mixtures will be found, it having been observed that very dilute solutions of tin in lead solidify completely before the eutectic temperature is reached.

¹ Lipowitz, *Dingl Poly. Journ.*, 1860, 158, 376.

² *Alloys*, H. Le Chatelier, *Metallographist*, Vol. I., 1898, p. 94.

As long as the amount of lead present is above 31 per cent., metallic lead separates out first when the liquid alloy is cooled; if the amount of lead be below this, metallic tin separates out. The alloy containing 31 per cent. lead and 69 per cent. tin is the eutectic alloy and solidifies at 180° , in which point the curves which represent the separation of lead and tin intersect.

The most important members of this group are the alloys of:—

- Pb and Sn; Zn and Sn; Pb and Sb; Bi and Sn;
 Pb and Ag; Zn and Al; Cu and Ag; Cu and Au.

Group 2. The curve consists of three branches, two of them starting from the melting-points of the pure metals and the third exhibiting a maximum, and intersecting the two former

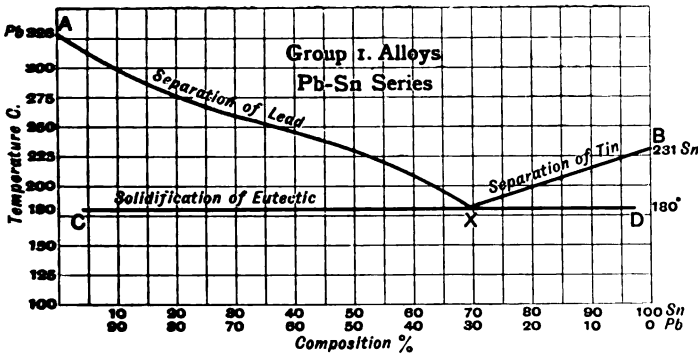


FIG. 3.

in two points corresponding to two eutectics. This obtains when the two metals form a definite compound, and the curve may be divided into two portions, each comparable to Group 1. Fig. 4 (p. 80) (Cu and Sb series) illustrates this type of curve, in which the line AX represents the separation of copper, XB the separation of the compound $SbCu_3$ and the line EXF, the range of the corresponding eutectic which consists of a mixture of Cu and $SbCu_3$. The point B represents the alloy containing 38.5 per cent. of antimony, which is a white compound having the formula $SbCu_3$. Beyond this point the curve departs from the simple type and between B and C a mixture of $SbCu_3$ and $SbCu_2$ separates out, C representing the melting-point of this second compound, which is purple in colour. The lines CY and DY represent the separation of the compound $SbCu_2$ and

metallic antimony respectively, Y representing the melting-point of the second eutectic, which consists of a mixture of antimony and $SbCu_3$, and has a range represented by the horizontal line GYH. To this group also belongs the Ni-Sn series.

Group 3. The curve of fusibility is continuous and unites the melting-points of the two metals. This occurs when the metals

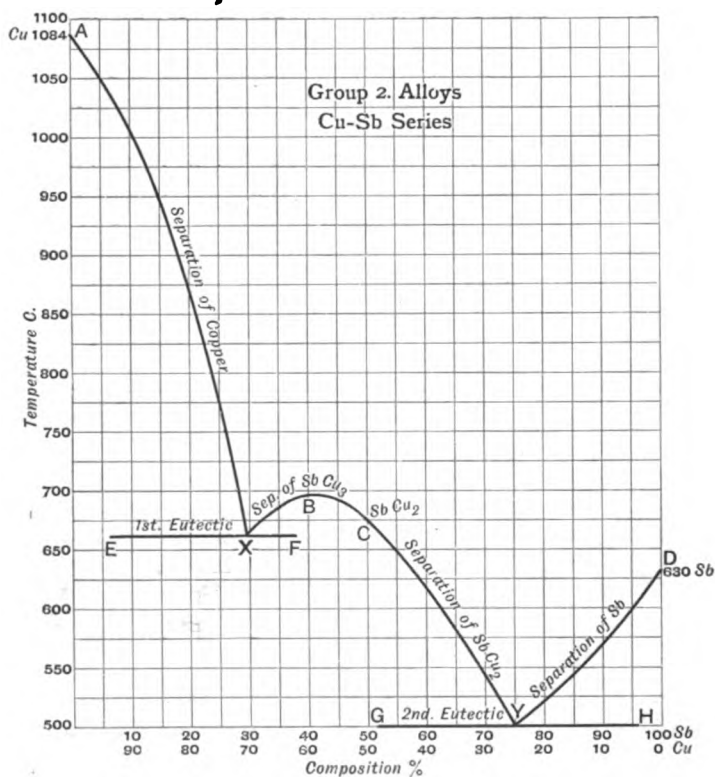


FIG. 4.

form isomorphous mixtures. To this group belong the alloys of Bi and Sb; Ag and Au; Ni and Co.

Group 4. The curve consists of two branches, starting from the melting-points of the metals as in Group 1, but one branch contains a point at which a change of direction occurs indicating the formation of a definite compound.

Fig. 5 illustrates this type of curve for the silver-antimony series. The line AB represents the separation of solid solutions of Ag and the compound Ag_3Sb , and the point

B represents the formation of this compound Ag_3Sb ; the lines BD and CD represent the separation of Ag_3Sb and antimony respectively, D being the eutectic, and the line EDF represents the range of the eutectic, which consists in this case of a mixture of Ag_3Sb and antimony. To this group also belongs the Sn-Ag series.

Group 5. Alloys with abnormal curves of fusibility, such as

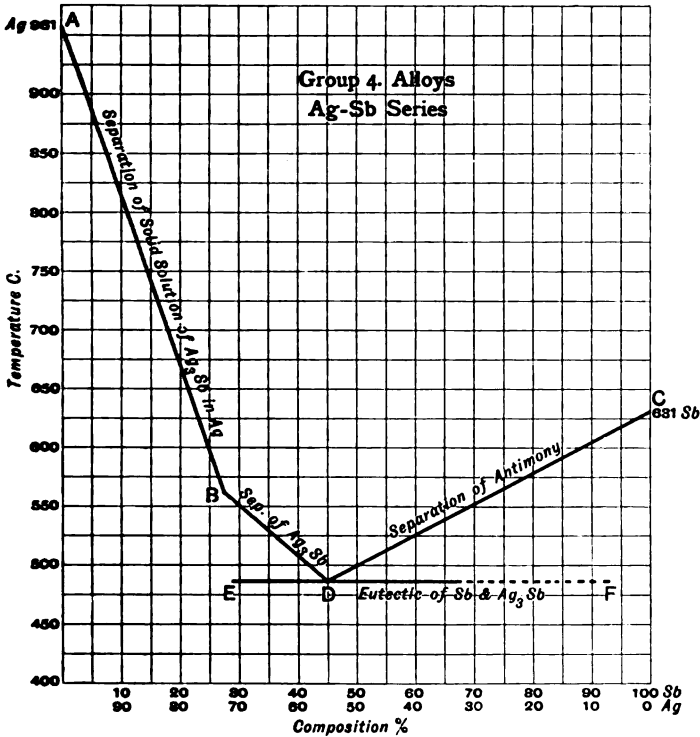


FIG. 5.

those of Cu and Sn, Cu and Zn, Sb and Sn, Zn and Ag, Al and Au.

46 *The Examination of Alloys by the Microscope.*—By examining a suitably prepared specimen by reflected light evidence may be obtained on the following points:—

- Crystalline state of the metal or alloy.
- Constitution of the alloy.
- Presence of foreign bodies.

Presence of flaws, blow-holes, or cracks.

Presence of eutectics.

Preparation of the Specimens.—In order to carry out this examination successfully, much care is necessary in the preparation of the specimen. A small piece is cut by means of a hack-saw and smoothed with files; after this the specimen is rough-polished on emery cloth and then finished on a series of graded emery papers, such as the French papers marked 0, 00, 000 and 0000.

When the specimen is free from scratches the surface is treated by some means which will attack the separate constituents differently as a preliminary to microscopic examination. Various methods are used for this purpose such as simple attack by some reagent, such as nitric, sulphuric, and hydrochloric acids, iodine, potassium cyanide, ammonia, &c. By this means one constituent may be dissolved more quickly than another, or may be coloured differently, or the joints between adjacent crystals may simply be eaten away. Heat-tinting is another method used and consists of gently heating the polished surface whereby the more oxidisable constituents become coloured by oxide tints.

The evidence which is obtained in this way as to the structure of the alloy is of great value and is illustrated by the following typical examples:—

Fig. 6 represents the appearance, presented under a magnification of 100 diameters by a case-hardened piece of steel which has been quenched and the specimen polished and etched with picric acid. The wide black mark running across is a crack which developed during quenching; above this is seen the structure of saturated steel, containing 0.9 per cent. of carbon. This is known as martensite and if slowly cooled from a red heat would have formed the eutectoid pearlite (p. 85). Below the crack is seen the structure of supersaturated steel; the black lines consist of carbide of iron, Fe_3C , contained in a ground-mass of martensite.

Fig. 7 is a microphotograph magnified 100 diameters of a Sn-Sb-Cu alloy, containing Sn 83 per cent., Sb 11 per cent., Cu 6 per cent. The large white cubes are crystals of the compound SnSb, the smaller crystals consist of SbCu_3 , and the dark ground-mass consists of tin containing a small quantity of antimony in solution.

THE CONSTITUTION OF METALLIC ALLOYS.

47 As a result of the numerous researches carried out by the methods indicated above, it is concluded that the possible *constituents* of solid metallic alloys are very varied, the most important being the following¹:—

1. Free metals in the pure state.
2. A solid solution of one metal in another.
3. A solid solution of a definite chemical compound in an excess of metal.
4. Eutectic mixtures.
5. Definite chemical compounds of metals with metals.



FIG. 6.




FIG. 7.

6. Definite chemical compounds of metals with certain non-metals.

7. Allotropic modifications of metals.

8. Allotropic modifications of definite chemical compounds.

1. *Free metals in the pure state.*—These are metals which separate from solution or crystallise in the pure state. They are found in alloys as *crystallites* (*i.e.*, indefinitely crystalline, or incipient forms of crystallisation of the metals) or as perfectly formed crystals, which are only produced when the metal

¹ "Metallic Alloys," J. E. Stead, Cleveland Institution of Engineers, 1900 (*Metallographist*, 1902, 5, p. 110).

in question is incapable of holding in solid solution one of the other constituents of the alloy. An example of this is afforded by the Pb-Ag alloys containing about 1 per cent. of silver.

2. *Solid solution of one metal in another.*—A solid solution is defined as a homogeneous mixture of two or more substances in the solid state, and solid solutions of one metal in another, when crystalline, are solid isomorphous mixtures or mixed crystals (p. 223).

Many metals which mix with each other in the liquid state do not remain in solution when solidification occurs and the solids thus formed are called solidified or congealed solutions. It is very important to distinguish between these and the true solid solutions.

Solid solutions crystallise in a form identical with or very closely approximating to that of the constituent which predominates. Examples of this are found in the Au-Ag and Ni-Co series.

3. *Solid solution of a definite chemical compound in an excess of metal.*—In many alloys definite chemical compounds are formed, and in some cases these compounds are dissolved in the metal which is in excess, forming a solid solution. Examples of this are found in Cu-Sn, and Au-Al series.

In the same manner, some non-metallic elements combine with a portion of one of the metals forming a compound which is dissolved under suitable conditions in the excess of metal. Examples are afforded by the behaviour of carbon and phosphorus in iron.

4. *Eutectic mixtures.*—The composition of eutectic mixtures is constant and independent of the initial composition of the alloy within certain limits, and this composition is not generally in simple atomic proportions, although it sometimes approximates very closely to it. This is the case with the well-known Levil's alloy of the composition Cu 28.1 to Ag 71.9, a relation which practically corresponds with the formula Cu_2Ag_3 , and this accounts for the fact that this alloy has been mistaken for a definite chemical compound.

A eutectic consists of a conglomerate of distinct particles of the components, mechanically mixed. These components may be two or more metals which do not chemically unite, one metal and a definite chemical compound, two or more chemical compounds, one free metal and a solid solution, one compound and a solid solution or two solid solutions.

The pearlite formed in solid steel, when it cools slowly from above 700° C to 400° C, is a solid solution of carbon in iron above 700° but splits up into two constituents on cooling, and is known as a *eutectoid*, to distinguish it from an ordinary eutectic.

5. *Definite chemical compounds of metals with metals.*—Many metals unite chemically in atomic proportions forming compounds which were called metallo-metallic salts by Guthrie. They are quite homogeneous, and are recognised by having certain characteristics different from those of the component metals, the colour, hardness, crystalline form, &c., being often quite distinct. Sometimes on bringing the metals together in the molten form great heat is evolved, an almost certain sign of chemical action. Thus aluminium and copper combine to form a golden yellow compound, Cu_3Al , harder, stronger and tougher than either metal, and also a compound CuAl_2 .

6. *Definite chemical compounds of metals with non-metals.*—In many cases metals combine with non-metals to form definite chemical compounds, which are of considerable importance in commercial alloys. Undoubtedly the most important of these compounds is the carbide of iron Fe_3C , the amount and condition of which determine most of the valuable properties of steel.

Iron also combines with phosphorus to form phosphides; zinc with arsenic and phosphorus forms white compounds; and copper with phosphorus forms a pale yellow compound.

7. *Allotropic modifications of metals.*—The addition of very small quantities of another element frequently brings about a great change in the properties of a metal, although the quantity of the former added is too small to allow of the supposition that a true compound is formed. Thus, for example, the conductivity of copper is very greatly affected by the presence of extremely small percentages of foreign metals such as tin, and the hardness and tenacity of metals are also greatly altered by small quantities of other elements. Matthiessen was, therefore, led to the conclusion that when a metal is alloyed with small quantities of another, the former frequently undergoes a molecular change, and is converted into an allotropic modification showing very different properties. Thus the addition of 0.05 per cent. of tellurium to bismuth brings about a most remarkable change in the physical properties of the latter, rendering it minutely crystalline, whereas pure bismuth crystallises in broad mirror-like planes.

It is by no means easy to determine whether an allotropic change has taken place, and there is still much to learn about the effect of dissolving one metal in another and about the grouping of atoms in solid solutions.

The following facts appear to point to the probability of metals occurring as allotropic modifications in alloys.

(a) If a small piece of potassium-gold alloy, containing 10 per cent. of gold, be thrown upon water, the potassium decomposes the water and the gold is liberated as a black powder; this is an allotropic modification of gold; it is capable of combining with water, and when heated to dull redness, immediately assumes the ordinary golden colour.

(b) The alloy of iron and nickel containing 25 per cent. of nickel when heated to 500° C. and cooled either rapidly or slowly has no magnetic properties, but if cooled in solid carbon dioxide it is attracted by a magnet, and this magnetic change is accompanied by an increase in hardness, a decrease in electrical resistance and a decrease of density, indicating that an allotropic change may have taken place.

8. *Allotropic modifications of definite chemical compounds.*—Some compounds forming constituents of alloys are found to act in very different ways under different circumstances and it is a question whether in some cases these do not exist as allotropic modifications.

For example, when phosphide of iron in iron is in a free state, and capable of being detected by the microscope, it is left undissolved on treating the alloy with dilute acid as a mass of metallic appearance. If, however, the phosphide be in solid solution in the iron, with the same acid a non-metallic residue is left containing much more phosphorus than the phosphide, and this appears to be a complicated decomposition product. Similar results are obtained with carbide of iron in steels.

This has been explained by the assumption that when in solid solution the compounds are present in allotropically altered modifications, and that the modified molecules have the property of being decomposed by dilute acids. On the other hand, it is also possible that in these cases, the phosphide and carbide in solid solution may be in such a finely divided state, that the acid, incapable of acting on them in more massive particles, does act on them under these conditions.

48 *Segregation or Liquefaction in Alloys.*—During the solidification of alloys, perfect diffusion does not take place, and heterogeneous

solid masses are therefore formed. Thus carbon segregates in a steel ingot, and the upper part of the axis of the ingot contains more carbon than the other portions. This is due mainly to the following causes: (1) The bottom of the ingot in contact with the cold mould is cooled more quickly than the top. (2) During cooling the hotter portions rise and the colder portions sink. (3) The portion containing the most carbon (up to 0.9 per cent., which is the eutectoid) is the last to solidify.

Another cause of segregation in alloys is the difference in specific gravities of the different constituents; for example, in an alloy of tin and antimony the compound SnSb , which crystallises in cubes, has a lower specific gravity than the bulk of the alloy, and when this is allowed to cool slowly the top of the ingot is found to be full of these cubes and the bottom comparatively free from them. Rapid cooling through the freezing range and slow cooling afterwards tend to lessen the amount of segregation.

Diffusion of metals.—Roberts-Austen has shown that metals diffuse into other metals just in the same manner as a salt in water. Thus a ball of gold immersed in a bath of molten lead at 550° diffused into the latter at a rate more than three times as great as that of sodium chloride into water at 18° ; similar results have been obtained with gold in molten bismuth and tin, silver in lead and tin, &c. Moreover, diffusion takes place even between solid metals, metallic gold contained in a cylinder of solid lead, slowly diffusing into the latter even at the ordinary temperature,¹ the rate of diffusion increasing with the temperature.²

PHYSICAL PROPERTIES OF ALLOYS.

49 Certain of the physical properties of the metal are always preserved in the alloy. Thus, the specific heat and the coefficient of expansion of the alloy approximate to the mean of those of its component metals. In other properties a variation takes place such as hardness, elasticity, tensile strength, &c. Thus wires of either silver, copper, tin, or zinc alone are lengthened by loads which would have scarcely any effect on a similar wire of their alloys, such as gun-metal and brass. Again, whilst the specific gravity of certain of the alloys is the

¹ *Proc. Roy. Soc.*, 1900, **67**, 101.

² *Nature*, 1896, **54**, 55.

mean of that of their constituent metals, that of others is always either greater or less than the mean specific gravity of the constituents. All alloys, with the exception of that formed by the union of one part of potassium with three of sodium, are solid at the ordinary temperature.

Conductivity of Alloys.—The electrical conductivity of alloys varies with their composition, and a distinct relationship exists between the freezing-point curves of the alloys and their conductivity. For example, when a series of alloys is *eutectiferous* throughout, that is, when the eutectic range extends from one end of the series to the other (see line CXD, Fig. 2, p. 79) the conductivity is the mean of that of the constituents, as in the Sn—Zn and Sn—Pb series. In nearly all other cases the conductivity is less than the mean, and when the results are plotted in curves different types are found to exist, each type corresponding to a different group of alloys having similar freezing-point curves.

The conductivity of the alloys, like that of the pure metals, decreases with increase of temperature, and *vice versa*. The increase at low temperatures is, however, not so great as with the metals.

The solubility of alloys in acids frequently differs from that of the metals forming them. If an alloy of platinum and silver be boiled with nitric acid it is completely dissolved, whereas platinum when unalloyed is quite insoluble in this acid. On the other hand, silver by itself readily dissolves in nitric acid, but it does not do so when it is alloyed with much gold, the whole of the silver being soluble only when its quantity is at least double that of the gold. It was formerly believed that in order to separate the whole of the silver only one quarter of the alloy must consist of gold, whence the term *quartation*, which is still used for the separation of these metals.

Many of the alloys are largely employed in the arts and manufactures, as they possess properties which are wanting in the single metals. Thus pure gold and silver are too soft to be minted, but the addition of a small proportion of copper gives them the necessary hardness. Pure copper is so soft and tenacious that it is not suitable for use in the lathe. The addition of half its weight of zinc produces the alloy brass, which is hard and yet possesses the necessary brittleness to enable it to be readily turned. Gun-metal is a very tenacious and hard alloy, containing nine parts of copper to one part of

tin. A still harder alloy is bell-metal, consisting of two parts of tin to eight parts of copper. The more tin such an alloy contains the lighter is its colour. Speculum metal possesses a white colour, is capable of receiving a very high polish, and is, therefore, used for the specula of telescopes. It contains one part of tin to two parts of copper. Type-metal is made up of one part of antimony to four parts of lead. This alloy is hard, easily fusible, not brittle, and expands at the moment of solidification—properties which conjointly are possessed by no other single metal or alloy.

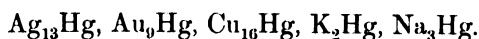
AMALGAMS.

50 Amalgams are compounds or mixtures of metals with mercury and, although really belonging to the class of alloys, are usually distinguished by this term. The name is first found in the writings of Thomas Aquinas; and Libavius explains the meaning of the word as follows:—"Amalgama corruptum vocabulum esse ex Graeco μάλαγμα non dubitant." It is perhaps more probable that the word is derived from, or through, the Arabic, as the form *algamala* also occurs in the writings of the alchemists.

The ancients were acquainted with the fact that mercury can combine with the metals, and they employed this property for the extraction of gold from its ores; Vitruvius even gives a method for extracting by means of mercury the gold from vestments which have been embroidered with gold thread. The Latin Geber speaks more distinctly respecting the compounds of the metals with mercury, for we find in his work, *Summa perfectionis magisterii*, the following words, "Mercurius adhæret tribus mineralibus de facili, Saturno (lead) scilicet, Jovi (tin) et Soli (gold). Lunæ (silver) autem magis difficulter. Veneri (copper) difficilius quam Lunæ. Marti (iron) autem nullo modo, nisi per artificium. Est enim amicabilis et metallis placabilis. Solvuntur Jupiter et Saturnus, Luna et Venus ab eo." Thus it is clear that Geber knew that, with the exception of iron, mercury combines directly with all the metals. The problem of the preparation of iron amalgam was one to which the alchemists paid great attention as, according to Geber, it was no easy matter. Libavius gives the first hints towards the solution of this problem, as he says that the common metals require to be purified by corrosive action before they can be made to unite with mercury.

Amalgams are usually obtained by the direct union of the metal with mercury. In this case diminution of temperature is not unfrequently noticed, as when tin is dissolved in mercury. Sometimes, on the other hand, heat is evolved, as when the alkali-metals are amalgamated. Amalgams are also produced by the addition of mercury to a solution of a metallic salt; thus if this metal be added to a solution of silver nitrate, the amalgam separates out in splendid crystals—the *Arbor Dianæ* of the ancients. Another mode of obtaining an amalgam is to place the metal in a solution of mercuric nitrate, or together with mercury and a dilute acid; and lastly, amalgams are formed by the action of a weak electric current upon a solution of salt into which a globule of mercury has been poured, the negative pole dipping into the globule of mercury.

The amalgams correspond in their chemical relationships to alloys, consisting generally of a mixture of one or more amalgams of definite composition with an excess of mercury. The amalgams containing a large quantity of mercury are often liquid, while those which contain less are frequently found to crystallise. When heated above the boiling-point of mercury a number of the amalgams retain a certain proportion of mercury. Thus silver amalgam when heated to 450° leaves a residue which still contains 12 per cent. of mercury; and a gold amalgam treated in the same way leaves a residue containing 10 per cent. of mercury.¹ Similar results are obtained with copper, sodium, and potassium, the composition of the residues corresponding to the following formulæ:—



The two last are crystalline, and the sodium compound takes fire on exposure to the air. The metals lead, tin, cadmium, and bismuth do not retain mercury at a temperature of 450° .

Regarded as compounds the amalgams are very unstable, for Joule² has shown that they can be decomposed by subjecting them to a very high pressure.³

Many amalgams are used in the arts. Tin amalgam is employed in the silvering of mirrors, gold and silver amalgams in the processes of gilding and silvering in the dry way; zinc and tin amalgam for coating the rubbers of electrical machines, copper

¹ De Souza, *Ber.*, 1875, **8**, 1616; *Ber.*, 1876, **9**, 1050.

² *Mem. Manch. Lit. and Phil. Soc.*, 1865 (3), **2**, 115.

³ See also Dudley, *Proc. Amer. Assoc.*, 1890, 145.

and palladium amalgam, and an amalgam of varying proportions of silver, copper and tin, sometimes with gold and platinum, for stopping teeth.

CONSTITUTION OF SALTS, ACIDS, AND BASES.

51 The word salt even at the present day is commonly applied to sea-salt or sodium chloride, and there can be little doubt that originally the term was given to the same substance, the Greek form of the word ($\alpha\lambda\varsigma$) in the feminine being used for the sea itself, whereas in the masculine it denoted the solid residue left when sea-water is evaporated. The growth of the application of the word salt from a special to a generic term appears to have had its origin in the fact that just as common salt is obtained by the evaporation of sea-water, so other kinds of salt can be obtained by the evaporation of other liquids, as when, for instance, wood-ashes are boiled with water the clear solution yields on evaporation a white soluble residue to which the name of salt was applied. This extension of the term, as Kopp remarks, was, however, not accompanied by any knowledge of the differences between the substances thus classed together, exhibiting indeed ignorance with respect to the chemical differences of these various soluble substances. Even up to the end of the eighteenth century the wider application of the word salt may be said to have been prevalent. Amongst the alchemistic writings of the earliest times the words *salpetræ*, *salnitri*, *salmarinum*, *salarmoniacum*, *salvegetabile* and the like occur; these bodies are all soluble in water and may be again obtained from solution by evaporation. The ideas connected with these salts were vague and indefinite. But a new meaning was afterwards given to the word salt, the term being applied to the solid bodies obtained by the combustion or ignition of substances. This view was upheld by Paracelsus, and was generally, though not universally, adopted by chemists. Thus we find in the seventeenth century that salt was considered to be one of the hypothetical essential constituents of all bodies, every substance being made up of salt, sulphur, and mercury (see Historical Introduction, Vol. I., p. 7). The view that salt is an essential constituent of all bodies was strongly opposed by Boyle, who paid much attention to the investigation of salts, and to whom

we owe much of our knowledge of the special nature of the different salts. He did not, however, exactly define to what class of bodies the term salt ought to be applied. This was specially accomplished by Boerhaave, who in his *Elementa Chemicæ*, published in 1732, describes the special properties of salts to be their solubility, fusibility, or volatility, and taste, alkalis and acids being, according to this definition, also considered as salts. These were divided into *salia alcalina*, *salia acida*, *salia salsa*, *salia media*, *salia neutra*, and *salia composita*. Under the last named was understood a class of salts obtained by the union of an acid with an alkali or metallic calx. The chief characteristics of the salts still remained their solubility and peculiar taste. It was soon seen that such a definition led to contradictions, for baryta, nitric acid, and sulphuric acid would thus be salts as well as nitrate of barium, whilst sulphate of barium, which is insoluble, and, therefore, possesses no taste, would not be a salt. Hence the necessity became obvious of separating alkalis and acids from the true salts, or *salia media* as they were called, and the word salt was then taken to mean such substances as are obtained when an acid and a base are brought together or when an alkali or metallic calx is neutralised by an acid.

52 Although acids and alkalis were included among the salts, chemists had long recognised that these substances were characterised by special properties. The only acid known to the ancients was vinegar or acetic acid. Hence the name of this substance and the notion of acidity were represented by closely-related words (*ὄξος*, *acetum*, vinegar; *ὄξύς*, *acidus*, acid). The power of vinegar to produce an effervescence when brought on to the carbonate of an alkali was observed in early times.—Thus we read in Proverbs xxv. 20, “As he that taketh away a garment in cold weather, and as vinegar upon nitre, so is he that singeth songs to an heavy heart.” Nitre in this case stands for natron or native carbonate of soda. It was also well known that vinegar acted as a solvent upon many substances, as in the celebrated story of Cleopatra dissolving pearls. The Arabians were acquainted with many other acids. The Latin Geber termed nitric acid *aqua dissolutiva*, and he gave the same name to the liquid obtained by strongly heating alum in a retort, which was probably dilute sulphuric acid. This shows that the special characteristic of an acid, according to the older alchemists, was its power of dissolving substances which are insoluble in

water. Other properties common to the whole class of acids were not observed until a much later date. In 1668 Tachenius noticed that all acids are capable of combining with alkalis. Hence he considered silica to be an acid. Boyle¹ points out that the substances known as acids have the following properties. They are bodies which (1) act as solvents, but act with varying power on different bodies; (2) they precipitate sulphur and other bodies from their solutions in alkalis; (3) they turn blue vegetable colouring matter red, whilst alkalis bring the blue colour back again; (4) they can combine with alkalis, when the characteristic properties of each body disappear and a neutral salt is formed. These properties were henceforward regarded as the special characteristics of acids, and accordingly F. Hofmann in 1723 asserted that the *spiritus mineralis*, which exists in many mineral springs, and which we term carbonic acid, belongs to the class of acids as it turns blue litmus solution red. Thirty years later Black strengthened this conclusion by showing that this same substance possesses the power of destroying the caustic nature of the alkalis, giving rise to a distinct class of salts.

53 Such alkaline substances as lime, the potashes obtained by the combustion of plants or by heating cream of tartar, and natron, or native carbonate of sodium, were well known to the Greeks, Hebrews, and Romans. To these was added the spirit of urine, which became known to the alchemists of the thirteenth century, but these substances were not generally looked upon as possessing the common property of alkalinity until the time of the iatro-chemists. These ascribed the various diseases of the body to the change in proportion between the acid and alkali in the various organs and fluids, and indeed sought to explain all the phenomena of chemical action as taking place between acids and alkalis. Some of the special characteristics of alkalis which were recognised about this time have already been mentioned in discussing the properties of the acids, and to these was added the power of effervescing with acids. The caustic alkalis which did not effervesce with acids were supposed to be more complex than the mild alkalis. Thus lime was supposed to acquire its caustic properties by taking up igneous particles from the fire in which the limestone was burned; when it was added to

¹ *Reflections upon the Hypothesis of Alkali and Acidum*, 4, 284, and elsewhere.

a mild alkali, these particles passed into the latter and rendered it caustic. This belief endured until Black in 1755 discovered the true nature of the phenomenon. The alkalis known at about the middle of the eighteenth century were the volatile alkali, and the two fixed alkalis, distinguished as the mineral alkali (soda) and the vegetable alkali (potash).

54 In the new system of chemistry, founded by Lavoisier after the overthrow of the phlogistic theory, the three classes of substances, acids, bases, and salts, were for the first time clearly separated. The acids, distinguished by the properties already discussed, comprised the compounds of certain elements (the acidifiable bases) with oxygen, whilst the alkalis, earths, and metallic oxides possessed the common property of being able to combine with acids to form the third class of substances, the salts, in which the properties of alkalinity and acidity were alike wanting. The discovery of the compound nature of the alkalis by Davy (1807) showed the justice of Lavoisier's classification, inasmuch as these substances were thereby proved to be, in fact, metallic oxides.

The view that all acids contain oxygen, to which this substance owes its name, was soon generally adopted. On the other hand, it was pointed out by Berthollet that prussic acid and sulphuretted hydrogen, which do not contain oxygen, acted in many respects as acid bodies. Lavoisier's views, however, carried the day, it being assumed that the substances just mentioned really contained oxygen. The next step in the progress of our knowledge on this subject was Davy's investigations on chlorine and hydrochloric acid, carried out in 1808-1810, by which he proved that a powerful acid exists which certainly does not contain oxygen. Gay-Lussac's discovery of hydriodic acid, and the proof that prussic acid likewise contains no oxygen (1815) soon came in corroboration of this view. Acids were henceforth divided into two classes, the *oxyacids* and the *hydracids*, whilst the salts derived from them were known as *amphid* salts (*ἀμφί*, both, since the acid radical and the base both contained oxygen) and *haloid* salts (*ἅλας*, sea-salt, *εἶδος*, like) respectively. The sulphides and selenides were afterwards included among the amphid salts because of the analogy of sulphur and selenium with oxygen. These elements were for this reason termed amphids, whilst the elements of the chlorine group, which combine directly with metals to form haloid salts, were termed haloids. The

oxyacids were the substances which we now term the acid-forming oxides, whilst those bodies which we now term the oxygenated acids were considered to be the hydrates of these oxyacids.

The dualistic view that salts are formed either by the union of an acid with a metallic oxide, sulphide, or selenide, or by the direct union of a metal with a haloid element, received its most complete expression in the electrochemical theory of Berzelius.

The fundamental principle of this system was laid down by its author in the statement that "in every chemical combination there is a neutralisation of opposite electricities, and that this neutralisation produces heat in the same manner as it is produced by the discharge of a Leyden jar, without being in this latter case accompanied by an act of chemical combination." The application of this principle led to the view that "every compound substance, whatever the number of its constituent principles, may be divided into two parts, one of which is electrically positive towards the other. For example, sulphate of soda is not compounded of sodium, oxygen, and sulphur, but of sulphuric acid and soda, each of which can again be divided into two elements, one positive, the other negative. In the same way alum cannot be regarded as directly compounded of its simple principles; it must rather be considered as the product of the reaction of sulphate of alumina, the negative element, on sulphate of potash, the positive element."¹ In accordance with this theory Berzelius wrote the formula for sodium sulphate $\text{NaO} + \text{SO}_3$, or in his contracted formulæ $\text{Na}\dot{\text{S}}$.

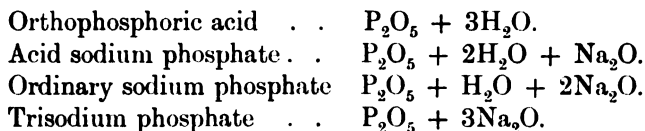
The amphoteric salts were thus looked upon as compounds of the second order, formed by the union of two oxides, each of which was a compound of the first order, formed from its elements. The haloid salts, on the other hand, such as KCl_2 , were compounds of the first order.

55 At this time no distinction was made between what are now known as mono-, di-, and tri-basic acids. Thus nitrate of potash was supposed to be formed in a precisely similar manner to the sulphate, and the formulæ of these two salts were accordingly written by Berzelius, $\text{KO.N}_2\text{O}_5$, and KO.SO_3 , the atomic weight which was then adopted for potassium being twice that now in use. When two salts of the same acid and base were known, such as the sulphate and bisulphate of potash,

¹ Berzelius, *Traité de Chimie*.

it was supposed that the second salt was formed by the combination of the first with a second molecule of the acid, the formula of the second salt being therefore written $\text{KO} \cdot \text{SO}_3 + \text{H}_2\text{O} \cdot \text{SO}_3$ or $\text{KO} \cdot 2\text{SO}_3$, the water sometimes being omitted.

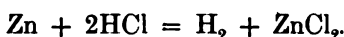
The researches on the phosphates carried out by Graham in 1833 showed that this theory must be modified, since if trisodium phosphate contained only one atom of base the formula of phosphoric acid would become P_3O_4 , which was incompatible with the atomic weights of phosphorus and oxygen as independently ascertained. Graham showed that the formation of the ortho-phosphates might be readily explained by supposing that phosphoric acid was capable of combining with three atoms of base, and that this base might be either water or a metallic oxide. He therefore formulated orthophosphoric acid and its sodium salts as follows (the modern equivalents of his formulæ being employed):



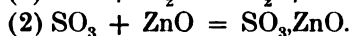
The water in the first, second, and third of these salts is essential to the composition of the salt, since when it is removed new salts are formed (Vol. I., p. 646).

In 1838 Liebig published his important investigation on the constitution of the organic acids, in which he showed that many of these resembled phosphoric acid in their relations to bases. He further proposed that all acids which formed mixed salts containing two different, non-isomorphous bases, should be considered as belonging to the same class as phosphoric acid. In this memoir, moreover, he discussed the question whether the salts and oxyacids are compounds of a metallic oxide or water with an acid-oxide, or whether all acids and salts may be represented as combinations of metals or hydrogen with some other element or group of elements. This view had been originally suggested by Davy and independently by Dulong (in 1816), but had not been generally admitted. The difference in constitution between the oxyacids and the hydracids necessitated a different explanation for reactions which are in fact similar. Thus, for instance,

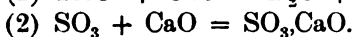
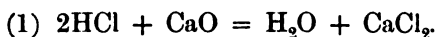
when hydrochloric acid acted upon zinc it was assumed that the metal simply replaced the hydrogen of the acid :



When, however, sulphuric acid acted upon zinc it was necessary to assume that the presence of the acid enabled the zinc to decompose the water (predisposing affinity) in order that an oxide might be formed with which the acid could unite ; the reaction was, accordingly, represented as taking place in two stages :



In the same way when hydrochloric acid reacts with lime, water is formed. On the other hand, when the same base combines with sulphuric acid no water is produced :



Liebig pointed out that the new view does away with these inconsistencies and also with the distinction between hydracids and oxyacids, amphoteric salts and haloid salts ; acids being regarded simply as hydrogen compounds, the replacement of the hydrogen in which by metals gives rise to salts. In Liebig's opinion the view is less applicable to inorganic than to organic compounds. Nor was it until certain facts became known which were favourable to this theory, that it was generally admitted that acids and salts possess an analogous constitution.

56 If aqueous hydrochloric acid be decomposed by an electric current, chlorine is evolved at the positive pole and hydrogen is liberated at the negative. If dilute sulphuric acid be treated in a similar way a simple decomposition of water apparently takes place, for at the positive pole we only obtain oxygen and at the negative pure hydrogen. The same phenomenon is observed in the electrolytic decomposition of a solution of sodium sulphate, but at the same time sulphuric acid is liberated at the positive pole whilst soda makes its appearance at the negative pole together with the hydrogen. Hence, in this case, it was argued that the current both decomposed the water into its elements and the salt into its immediate components. If a solution of sulphate of copper be subjected to the same treatment,

oxygen is evolved at the positive pole and sulphuric acid liberated, whilst at the negative pole metallic copper separates out; this was explained by the supposition that the copper oxide which ought to be deposited is reduced to the condition of metal by the nascent hydrogen.

These phenomena were specially examined by Daniell.¹ It appeared to him important to determine the relation between the quantity of oxygen and hydrogen, on the one side, and of the acid and the alkali on the other, formed in the electrolysis of a salt of an alkali; and as the result of a large number of careful experiments he found that these several substances are produced in the proportion of their equivalents, and that this is true not only in the case of sodium sulphate, but also in the cases of other salts of the alkalis. Daniell also observed the remarkable fact that the same current which apparently is capable of producing these two decompositions is capable of liberating exactly the same quantity of hydrogen and of oxygen from dilute sulphuric acid. In this latter case, therefore, the current was apparently able to effect only half the work which it was capable of producing in the decomposition of an aqueous saline solution, because in this case not only the salt but, as it seemed, the water also, underwent decomposition. This is, however, clearly impossible, and the phenomena observed can be readily explained by assuming that in the decomposition both of aqueous sulphuric acid and of the solution of a sulphate, either hydrogen or a metal is liberated at the negative pole, whilst at the positive pole the group SO_4 is set free. But this cannot exist in the free condition, as it decomposes at once into oxygen and sulphur trioxide, the latter dissolving instantly with formation of sulphuric acid. When a salt of an alkali is decomposed, the metal which is liberated instantly decomposes the water with evolution of hydrogen. According to this view the electrolytic decomposition of the oxysalts is exactly analogous to that of the chlorides, and hence they must be similarly constituted. Daniell proposed a new nomenclature for the oxysalts:

H_2SO_4	Hydrogen oxysulfion,
Na_2SO_4	Sodium oxysulfion,
HNO_3	Hydrogen oxynitron, &c.,

which has, however, never been generally adopted.

¹ *Introduction to Chemical Philosophy*, second edition (1843), p. 533.

The further development of chemical theory has completely confirmed the view that acids and salts are strictly analogous, salts being derived from acids by the replacement of hydrogen by a metal. This analogy has received expression in the nomenclature employed by many chemists for these substances, according to which the acids are termed hydrogen salts. Thus, just as nitre is called potassium nitrate, nitric acid is called hydrogen nitrate, sulphuric acid hydrogen sulphate, &c. In 1851 Williamson pointed out that the basic oxides and hydroxides, the oxygen acids and the salts derived from them, might all be considered as derived from one or more molecules of water, by the partial or complete replacement of the hydrogen by other elements or groups. When the hydrogen of water is replaced by a metal, a basic oxide or hydroxide is produced, so that caustic potash and anhydrous oxide of potassium have the formulæ $\frac{K}{H}O$ and $\frac{K}{K}O$. When, on the other hand, the hydrogen is replaced by chlorine or a group of atoms such as NO_2 , ClO_3 , SO_2 , &c., acids are formed such as $\frac{NO_2}{H}O$, $\frac{(ClO_3)}{H}O$, $\frac{SO_2}{H_2}O_2$, &c., the remaining hydrogen of which can be replaced by metals with the formation of salts.¹

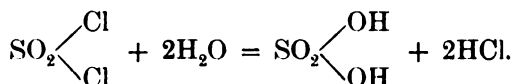
57 If we ask ourselves the question, What is the cause of the acid character of bodies? we may say that acids must contain hydrogen together with certain elements or groups of elements which are termed negative elements or groups, inasmuch as these separate out at the positive pole in the act of electrolysis. A compound may, however, contain these negative elements or groups of elements, and also hydrogen, and yet not belong to the class of acids. Hence it appears that the atoms or groups of atoms must be combined with hydrogen according to a particular plan in order that the compound may assume the character of an acid. Sir Humphry Davy,² in 1816, pointed out perfectly correctly, that it is impossible to assert that a particular body is an acid-forming or an alkali-forming principle, and that such a definition would be nothing more than to re-introduce *qualitates occultas* into science. The chemical properties of a body are, said Davy, determined by "the corpuscular arrangement" of the constituent particles.

Amongst the different acids, the hydrogen compounds of the

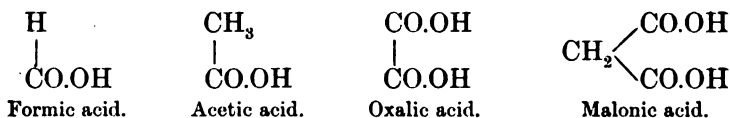
¹ *Journ. Chem. Soc.*, 1852, 350.

² *Jour. Sc. and Arts, Roy. Inst.*, 1816.

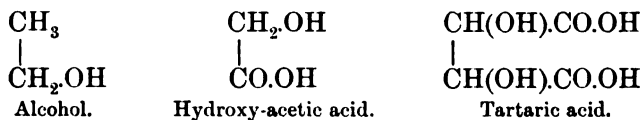
elements of the chlorine group possess the simplest constitution. They contain one atom of hydrogen combined with one atom of a powerful negative element. In the oxygen acids the hydrogen which can be replaced by metals is always found to be combined with oxygen in the form of the radical hydroxyl, OH; this is proved by the fact that these acids can as a rule be obtained by the action of water on the corresponding chlorides,



The case with which the hydrogen of such a hydroxyl group can be replaced by a metal depends upon the nature of the group with which it is combined. This is well illustrated by many organic compounds, which assist us more than any other class in the solution of the problem as to what determines the acid nature of a compound. From a study of the organic acids it appears that when the OH group is combined with the group CO, the compound containing these groups is an acid, whilst when the OH group is united with the groups CH₂ or CH₃ the compound is not an acid. Thus formic and acetic acids are monobasic acids, malonic and oxalic, dibasic acids:



whilst alcohol, CH₃.CH₂.OH, is not an acid; hydroxy-acetic acid, which contains two OH groups, is nevertheless monobasic, and tartaric acid, which contains four OH groups, is only dibasic:



The group SO₂ exerts a similar influence, so that such a substance as C₆H₅.SO₂.OH is also found to be a strong acid.

Although it is characteristic of all acids that they contain hydrogen which can be replaced by metals, all substances which fulfil this condition are not termed acids. Thus substances of such different properties as ammonia, NH₃, water, H₂O, and alcohol, C₂H₅.OH, all yield metallic derivatives, NH₂.Na, NaOH,

and C_2H_5ONa , when they are directly acted on by metallic sodium; whilst marsh gas, CH_4 , and benzene, C_6H_6 , can by indirect means be converted into organo-metallic derivatives such as $(CH_3)_2Zn$, $(C_6H_5)_2Hg$. It is therefore usual roughly to define acids as compounds which contain hydrogen capable of being replaced by a metal when the latter is presented to them in the form of a hydroxide. It is, however, impossible to draw a hard and fast line between substances which are, and those which are not acids, since, especially among the organic compounds, the two classes pass imperceptibly into one another.

CONSTITUTION OF SALTS, ACIDS, AND BASES IN DILUTE SOLUTION.

58 As already explained (Vol. I., pp. 114—122) the behaviour of acids, bases, and salts in dilute solution has led to the conclusion that these substances are to a large extent dissociated into electrically charged ions.

It has been found that what are called acid properties, are peculiar to substances of which one of the kations is hydrogen, whilst the anion OH is characteristic of basic substances. Weak acids and bases, such as acetic acid, boric acid, ammonia, &c., are found to be only very slightly dissociated, whilst strong acids and bases, such as hydrochloric and nitric acids, caustic soda, and caustic potash are very largely dissociated even in moderately strong solution. The percentage of dissociated molecules in solutions which contain 1 gram equivalent per litre of the various substances, is 60—90 for strong acids and bases, and 0—20 for weak acids and bases. The salts of weak acids moreover are dissociated to a much greater extent than the acids themselves.

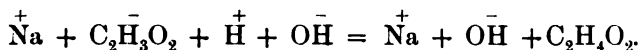
The action of acids, bases, and salts on the colouring matters known as indicators, such as litmus, phenol-phthaleïn, &c., receives a very interesting explanation in the light of this theory. The substances which are used as indicators are themselves either weak acids or weak bases, or salts derived from them. Thus blue litmus solution contains the sodium salt of a very weak acid, which, like most salts even of weak acids, is largely dissociated, the ions being the colourless kation Na^+ and a complex anion which gives the liquid its blue colour. When

an acid is added to the solution these complex anions are brought into the presence of free kations of hydrogen, with which they immediately unite to form molecules of the weak acid of litmus, which is much less dissociated than its sodium salt, and causes the liquid to appear red. The change of colour is therefore due to the fact that the molecule of the acid imparts to the solution a different colour from that given by the anion. It follows from the above that an acid indicator will only be sensitive to such acids as are more strongly dissociated than itself, since only acids which fulfil this condition will render possible the union of the anion of the litmus acid with hydrogen kations. Hence it is that the various indicators differ in their sensibility towards acids, and that some weak acids such as boric acid do not show an acid reaction towards litmus. In the same way methyl-orange is not affected by carbonic acid nor by sulphuretted hydrogen; properties of which advantage is taken in various methods of volumetric analysis. Similar considerations hold with regard to the reactions of basic substances. Thus when caustic soda is added to a solution of red litmus, the few free hydrogen ions of the litmus acid unite with the $\bar{\text{O}}\bar{\text{H}}$ anions of the caustic soda forming water. Equilibrium being thus disturbed, a fresh number of the molecules of the acid undergo decomposition; the hydrogen ions thus liberated unite with the $\bar{\text{O}}\bar{\text{H}}$ anions, and this process goes on until practically the whole of the molecules of the acid have been dissociated; the corresponding number of molecules of water are formed and the solution finally contains kations of $\overset{+}{\text{N}}\text{a}$ together with the $\bar{\text{O}}\bar{\text{H}}$ anions of the excess of caustic soda, and the anions of the litmus acid, which render the liquid blue.

Molecules which are capable of yielding more than two ions appear to undergo only a partial dissociation in aqueous solution. Thus for example, sulphuric acid, which is capable of yielding the three ions $\overset{+}{\text{H}}, \overset{+}{\text{H}}, \bar{\text{S}}\bar{\text{O}}_4$, is found in dilute solutions to be mainly dissociated into the two ions $\overset{+}{\text{H}}$, and $\bar{\text{H}}\bar{\text{S}}\bar{\text{O}}_4$, whilst only a comparatively small proportion of the $\bar{\text{H}}\bar{\text{S}}\bar{\text{O}}_4$ ions are further dissociated into $\overset{+}{\text{H}}$ and $\bar{\text{S}}\bar{\text{O}}_4$.

Some salts in which no replaceable hydrogen is present do not possess a neutral reaction when dissolved in water whilst others

containing replaceable hydrogen are not acid to indicators. Thus salts formed from a strong acid and a weak base, such as ferric chloride, chromic chloride, aluminium sulphate, &c., usually have an acid reaction, whilst on the other hand salts formed from a weak acid and a strong base have an alkaline reaction, as is seen in the case of sodium carbonate, sodium borate, sodium acetate, sodium nitrite, sodium aluminate, sodium silicate, &c. Moreover, disodium hydrogen phosphate Na_2HPO_4 , sodium bicarbonate NaHCO_3 and other similar acid salts are neutral or even alkaline to indicators. It seems probable that in such cases the salt is partially decomposed or hydrolysed by the water of the solution, in which, as is shown by its electrical conductivity, there is always a certain number of free hydrogen and hydroxyl ions, although this number must be a very small one (Vol I., p. 293). Taking the example of a salt of a weak monobasic acid, such as nitrous acid or acetic acid, with a strong base such as caustic soda, we have the following relations. When sodium acetate is dissolved in water the following reaction probably occurs, between a few of the ions of the salt and the free ions of H^+ and OH^- to which reference has just been made, molecules of the weak, slightly dissociated acid, $\text{C}_2\text{H}_4\text{O}_2$, being formed :



As a result of this action there remains an excess of hydroxyl ions, and the solution has therefore an alkaline reaction. Similar relations exist in solutions of many salts of weak acids, such for example as those of potassium cyanide, which always smell of hydrocyanic acid. When the salt has been formed from a strong acid and a weak base, on the other hand, the hydrogen ions are present in excess and the solution has an acid reaction. Some salts which have been formed from both a weak acid and a weak base are completely decomposed in dilute solution. This is especially characteristic of the salts of the weak organic bases.¹

METALLIC OXIDES, HYDROXIDES, AND SALTS.

59 All the metals combine with oxygen. Some, such as those of the alkalis and alkaline earths, unite with oxygen so readily

¹ See Ostwald, *The Scientific Foundations of Analytical Chemistry*. Translated by McGowan (Macmillan, 1900).

that they have to be preserved out of contact with air. Other metals withstand the action of oxygen at the ordinary temperature, but combine with it when heated. When such metals are easily volatile, as is the case with magnesium and zinc, they burn with a bright flame in the air or in oxygen. If they do not volatilise readily, like tin and lead, the metals gradually undergo oxidation without evolution of light. A few metals such as gold and platinum cannot be made to unite directly with oxygen, even at the highest temperatures, but the oxides of such metals can be prepared by indirect means. Chlorine attacks all metals, and if the chlorides of those metals which are not directly oxidisable be decomposed by an alkali, their oxides or hydroxides are formed: thus—

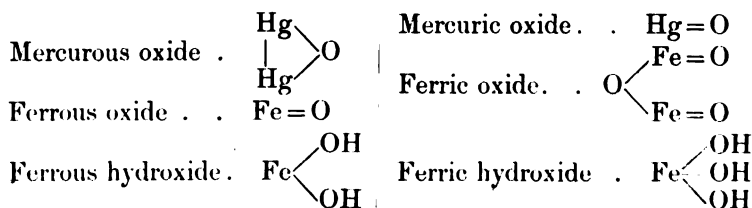


Representatives of each of the three classes—basic oxides, peroxides, and acid-forming oxides—into which the oxides in general may be roughly divided (Vol. I., p. 254) are found among the oxides of the metals.

(a) *Basic Oxides.*—The term basic oxide is only applied to such oxides as react with acids to form the corresponding salt and water, and hence all these oxides are formulated as derived from water by the replacement of hydrogen by a metal or a radical containing a metal united with oxygen. Thus in uranium oxide, UO_3 , which yields salts such as $\text{UO}_2(\text{NO}_3)_2$, the hydrogen of water is replaced by the radical UO_2 which is also present in the salts. When only a part of the hydrogen is replaced by a metal or radical, the resulting compound is

termed a hydroxide, *e.g.*, $\text{Ca} \begin{array}{l} \text{OH} \\ \diagdown \\ \text{O} \\ \diagup \\ \text{OH} \end{array}$. The hydroxides were formerly called hydrates, as they were supposed to be compounds of the oxides with water.

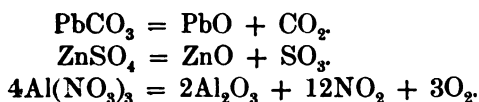
Many of the metals form several basic oxides and corresponding series of salts in which they have a different equivalent, as shown in the following list:



It must be remembered that only the empirical formula of most of the oxides and hydroxides is known, and that therefore no conclusions as to the valency of the metal can be drawn from these formulæ. Thus ferrous oxide may, for all we know, have the formula Fe_2O_2 and the constitution $\text{O}=\text{Fe}-\text{Fe}=\text{O}$.

The basic oxides are as a rule obtained by the direct oxidation of the metal, or by one of the following methods :

(1) The decomposition by heat of a salt of the metal and an acid of which the anhydride is volatile or yields volatile decomposition products :

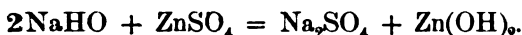


(2) The decomposition of the hydroxide by heat :

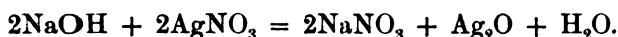


The basic hydroxides are usually prepared as follows :

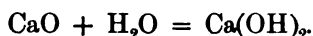
(1) By the reaction of a soluble hydroxide on a salt of the metal :



The oxide itself is, however, sometimes formed in this reaction instead of the hydroxide :



(2) By the direct combination of the oxide with water :



The hydroxides of the alkali-metals are the most soluble. They are termed *alkalis*, and are distinguished by their caustic taste. The hydroxides of the metals of the alkaline earths are less soluble. Most of the other hydroxides and basic oxides are almost insoluble in water. Exceptions to this are seen in the case of thallos hydroxide, which is very soluble in water, as well as in the oxides of lead, silver, and magnesium, which dissolve very slightly.

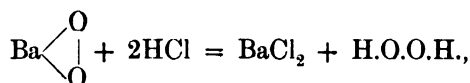
(b) *Acid-forming Oxides*.—The hydroxides corresponding with these oxides are the acids, but only comparatively few of these are known in the free state among the derivatives of the metals. Like the basic oxides, they are formulated as derived from water by the complete or partial replacement of the hydrogen by a

metal or radical. They are usually obtained by the addition of a stronger acid to a salt derived from the acid-forming oxide in question :



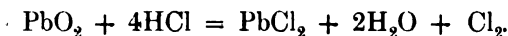
It is a general rule that the acid-forming oxides of a metal contain more oxygen than the basic oxides of the same metal. Thus Bi_2O_3 is a basic oxide, while Bi_2O_5 is a weak acid-forming oxide ; again, VO is a basic oxide, whilst V_2O_5 yields a strong acid which forms stable salts.

(c) *Peroxides*.—The term peroxide is applied generally to oxides which are neither basic nor acid-forming, but contain more oxygen than the basic oxides of the same metal. Many of these peroxides appear to be derived from hydrogen peroxide in the same way as the basic and acid-forming oxides are derived from water. Thus, when they are treated with an acid they yield a salt and hydrogen peroxide :



while some of them may be prepared by double decomposition between a salt of the metal and hydrogen peroxide. In some cases such oxides are to be considered as having a mixed constitution, part of their oxygen being derived from water and part from hydrogen peroxide.

Peroxides which are not true derivatives of hydrogen peroxide, on the other hand, act in the presence of acids simply as oxidising agents. Thus when they are treated with hydrochloric acid, chlorine is evolved and the salt corresponding to a lower basic oxide is formed :



It is, however, impossible to employ this reaction as the basis of a rigid classification of the peroxides, since the behaviour of the various oxides towards hydrochloric acid has not been sufficiently investigated.

This action of hydrochloric acid on the higher oxides of the metals is frequently employed for the determination of the composition of these oxides and for their analytical estimation (Bunsen). The chlorine evolved from a known weight of the oxide is collected in a solution of potassium iodide and estimated

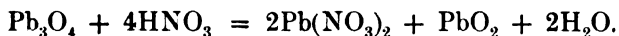
by means of a standard solution of sodium thiosulphate. Many oxides which are not peroxides undergo the same reaction, a salt corresponding with a lower oxide being formed :



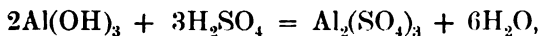
60 In addition to the classes of oxides which have already been discussed, many metals also yield *sub-oxides*, which contain less oxygen than the lowest oxide of the metal which is capable of yielding salts, *e.g.*, Cu_4O , Pb_2O , &c. The constitution of these oxides is not at present understood. Many metals, moreover, form *intermediate oxides*, to which no corresponding salts are known. Such oxides are intermediate in composition between two of the other oxides of the metal, and generally yield a mixture of products when treated with acids. Thus magnetic oxide of iron, Fe_3O_4 , which is intermediate between ferrous and ferric oxides, FeO and Fe_2O_3 , yields a mixture of ferrous and ferric chlorides when it is dissolved in hydrochloric acid :



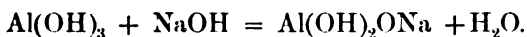
Red lead, Pb_3O_4 , on the other hand, which is intermediate between the monoxide and the peroxide of lead, PbO and PbO_2 , is converted into lead nitrate and lead peroxide when it is treated with dilute nitric acid :



61 It will be seen from the foregoing that the classification of the oxides is mainly based on the behaviour of these compounds with regard to the formation of salts. Since an oxide may exhibit varying behaviour in this respect when it is placed under different conditions, it follows that the same oxide may be found as a member of more than one class. Many oxides, for example, act as basic oxides towards strong acids, but as acid-forming oxides towards strong bases. Thus aluminium hydroxide is dissolved by sulphuric acid with formation of aluminium sulphate :



and also by caustic soda with formation of sodium aluminate :

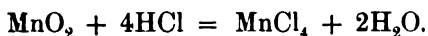


Again, when black oxide of manganese, MnO_2 , is warmed with

hydrochloric acid, chlorine is evolved and manganous chloride is formed, so that the oxide behaves as a peroxide :



At a lower temperature, however, an unstable salt is formed which is only known in solution, so that in this case the oxide acts as a basic one :



The same oxide can also be made to combine with strongly basic oxides such as lime, CaO, to form a number of unstable salts, the calcium manganites, such as CaO.MnO₂, in which it plays the part of an acid-forming oxide.

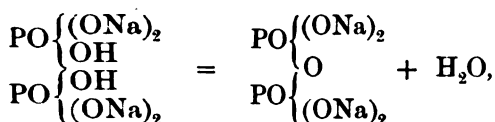
62 Salts may be classed into several groups.

(1) *Normal salts* are those in which the whole of the replaceable hydrogen of an acid is completely replaced by a metal. These were formerly called *neutral salts*, or *salia media*, because it was noticed that when an alkali was added in the right proportion to a powerful acid the resulting salt possessed neither an alkaline nor an acid reaction. This, however, as has already been explained (p. 103), is not the case with every normal salt.

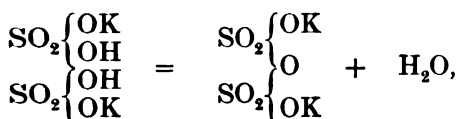
Polybasic acids can form salts containing two or more different metals: thus, for instance, potassium sodium carbonate, $\text{CO} \begin{Bmatrix} \text{OK} \\ \text{ONa} \end{Bmatrix}$. Polyatomic metals, on the other hand, may give rise to salts which contain two acid radicals: thus, $\text{Sr} \begin{Bmatrix} \text{ONO}_2 \\ \text{OC}_2\text{H}_3\text{O} \end{Bmatrix}$, a compound which is at the same time a nitrate and an acetate; as another and more complex example the mineral vanadinite may be cited, $\text{VO} \begin{Bmatrix} \text{O} \\ \text{O} \\ \text{OCaCl} \end{Bmatrix} \text{Ca}$, which is a calcium salt of tribasic vanadic acid and at the same time a chloride.

The salts which are formed by the union of an acid-forming oxide with a normal salt, or when an acid salt is heated so as to lose water, and which are sometimes called acid salts, are really to be considered as normal salts derived from complex acids, which, however, often do not exist in the free state. Sodium

pyrophosphate, for instance, which is obtained by heating ordinary sodium phosphate to redness :



is the normal salt of pyrophosphoric acid, $\text{H}_4\text{P}_2\text{O}_7$, which can be prepared in the free state and also yields an acid salt, $\text{Na}_2\text{H}_2\text{P}_2\text{O}_7$. The acids corresponding with potassium bichromate, $\text{K}_2\text{Cr}_2\text{O}_7$, borax, $\text{Na}_2\text{B}_4\text{O}_7$, &c., on the other hand, are not known. Further examples of this class of substances are potassium disulphate or pyrosulphate, obtained by heating potassium hydrogen sulphate :



sodium metabisulphite, $\text{Na}_2\text{S}_2\text{O}_5$, and many complex phosphates borates, and silicates (Vol. I., pp. 656, 716, 898).

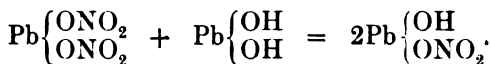
(2) *Acid salts* are formed when only a portion of the replaceable hydrogen contained in a polybasic acid is substituted by a metal. The acid salts often possess an acid reaction, as is the case with acid potassium sulphate, $\text{SO}_2 \left\{ \begin{array}{l} \text{OK} \\ \text{OH} \end{array} \right.$, but as we have seen, this reaction is dependent on the nature of the acid and the base.

(3) *Basic salts* stand in the same relation to the basic hydroxides as the acid salts to the acids. They may be regarded as formed from the basic hydroxides by the reaction of only a part of their hydroxyl groups with the hydrogen of an acid, e.g., $\text{Zn} \left\{ \begin{array}{l} \text{OH} \\ \text{Cl} \end{array} \right.$.

Some of these salts do not contain a hydroxyl group, and these may be considered as the normal salts of complex basic radicals. Thus, basic bismuth chloride (bismuth oxychloride), BiOCl , may be looked upon as the chloride of a basic radical, $\text{BiO}(\text{OH})$, derived by loss of water from bismuth hydroxide, $\text{Bi}(\text{OH})_3$, just as metaphosphoric acid is derived from orthophosphoric acid.

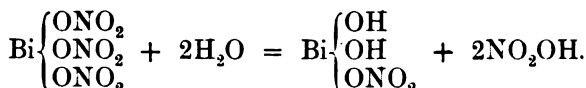
Basic salts are sometimes formed by the combination of a

normal salt with a hydroxide. Thus, if a solution of lead nitrate be boiled with lead hydroxide, a basic lead nitrate is formed :

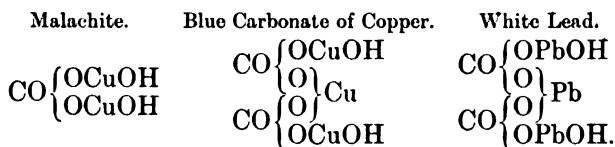


In the same way basic zinc chloride, $\text{Zn} \begin{Bmatrix} \text{Cl} \\ \text{OH} \end{Bmatrix}$, may be obtained.

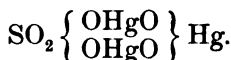
Basic bismuth nitrate, on the other hand, is obtained by the action of water on the normal salt :



Amongst other basic salts may be mentioned :



Basic Mercuric Sulphate.



(4) *Complex and Double Salts.* When two salts are dissolved in water and the solution evaporated, it frequently happens that the crystals which are formed contain the two salts combined in definite molecular proportions, often along with water of crystallisation. Thus, when potassium sulphate, K_2SO_4 , and aluminium sulphate, $\text{Al}_2(\text{SO}_4)_3 \cdot 18\text{H}_2\text{O}$, are treated in this way, crystals of potassium alum, $\text{K}_2\text{SO}_4 + \text{Al}_2(\text{SO}_4)_3 + 24\text{H}_2\text{O}$, are obtained; whilst potassium chloride, KCl , and platinum chloride, PtCl_4 , yield the compound K_2PtCl_6 , potassium platinichloride. A distinction is usually made between complex salts such as potassium platinichloride, and double salts such as potassium alum (Ostwald). Members of the former class yield, even in dilute solution, a complex ion, which differs from the ions of either of the component salts, whereas true double salts yield the same ions as the single salts from which they have been formed. Thus the salt K_2PtCl_6 yields the complex anion PtCl_6^- , whilst alum yields the same ions as potassium sulphate and aluminium sulphate. This distinction, however, is not absolute, since most double salts yield a certain proportion of complex ions, at all events in concentrated solution.

Complex salts are best regarded as the salts of complex acids or bases, and their chemical behaviour, as has already been pointed out (Vol. I, p. 121), is often quite different from that of their constituent salts.

Double salts. Although a very large number of double salts has been prepared, very little is known as to the constitution of compounds of this class. Their aqueous solutions as a rule exhibit the properties which would be expected of a mixture of the solutions of the component salts, although there is evidence in some cases of the existence in solution of an unstable complex. The behaviour of the solid salts to water is of great importance, and is discussed later on (p. 119).

Among the double salts are found many series of isomorphous salts, as a typical example of which may be taken the double sulphates $R'SO_4, R''SO_4, 6H_2O$, in which R' represents the alkali metals K, Rb, and Cs, together with NH_4 and Tl' , whilst R'' represents the divalent metals such as Mg, Zn, Cd, Mn'' , Fe'' , Ni, and Co.

SOLUBILITY OF SALTS.

63 A very important property of salts is the manner in which they behave when treated with water. Strictly speaking, all salts are soluble to some extent under these circumstances, but in many cases the amount dissolved is so minute that for most purposes it may be neglected, and it is therefore usual roughly to classify salts as soluble, sparingly soluble, and insoluble in water.

The following table illustrates the variation in the solubility of different salts:

One Hundred Parts of Water dissolve at 15—18°.

Potassium carbonate, K_2CO_3	110.5
Calcium chloride, $CaCl_2$	66
Sodium chloride, $NaCl$	35.9
Potassium nitrate, KNO_3	26
Potassium sulphate, K_2SO_4	10.3
Potassium perchlorate, $KClO_4$	1.5
Calcium sulphate, $CaSO_4, 2H_2O$	0.26
Strontium sulphate, $SrSO_4$	0.0107
Lead sulphate, $PbSO_4$	0.0046
Barium sulphate, $BaSO_4$	0.00026
Silver iodide, AgI	0.00001

When a salt is dissolved in water a reduction of temperature generally occurs, inasmuch as heat is absorbed by the passage from the solid to the liquid condition. Certain anhydrous salts, however, evolve heat on treatment with water, possibly owing to their combination with the latter to form hydrates, the heat of formation of these being greater than that absorbed by the liquefaction of the salt.

In the case of every salt there is a maximum quantity which can be dissolved at any particular temperature, but this quantity varies if the temperature be altered, increasing in the great majority of cases with increase of temperature. In some cases, such as that of potassium chloride, the solubility increases proportionally with the temperature, but generally it increases more rapidly than the latter. In such cases the solubility at any temperature may be ascertained by means of interpolation formulæ similar to those employed in the calculation of the solubility of the gases, the different constants being of course obtained by direct experiment. Thus, for potassium nitrate, at t° , where S represents the solubility at that temperature, we have

$$S = 13.32 + 0.5738t + 0.017168t^2 + 0.0000035977t^3$$

A very convenient method of representing the solubility of salts is by plotting the results in a curve as shown in Fig. 8, the abscissæ giving the temperatures and the ordinates the number of parts of salt which dissolve in 100 parts of water.

If the solubility of a salt increases proportionally with the temperature, the curve of solubility becomes a straight line, as in the case of potassium chloride, but in most cases the curve ascends more rapidly as the temperature increases. In a few cases, such as calcium hydroxide and the calcium salts of certain organic acids, the solubility decreases with the rise in temperature.

Considerable light has been thrown on the changes which take place in solution by the researches of Ostwald and his pupils.¹ The action of water on a salt, or, speaking generally, of a solvent on any crystalline substance, is in the first place to liberate those molecules with which it is in contact, and to allow them to distribute themselves equally throughout the liquid; this process then continues, provided an excess of the salt is present, until no further quantity of the latter is

¹ Published in the *Zeit. physikal. Chem.*, 1887—1896; see also Ostwald, *Lehrbuch der allgemeinen Chemie*, vol. i.

dissolved, a condition of equilibrium being thus established between the solution and the salt. As already shown, this point varies according to the nature of the salt and the temperature. Hence it follows that the maximum solubility depends upon the

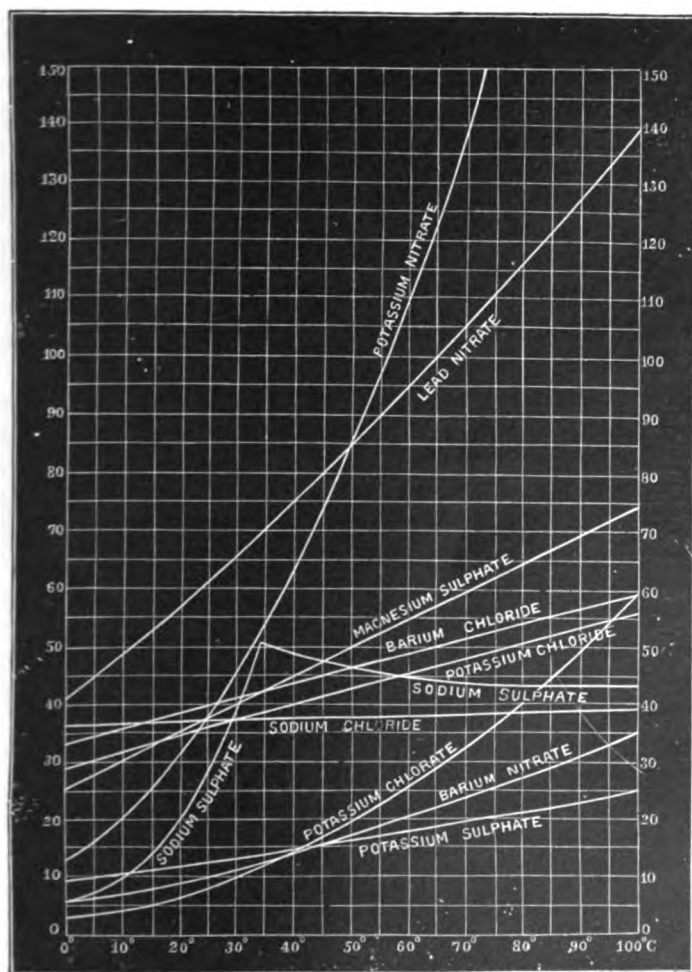


FIG. 8.

exact nature of the solid present, and therefore when a salt crystallises in two different forms the solubility may be different in the two cases. Again, the solubility of an anhydrous salt is different from that of its hydrates, as, for example, in the

case of calcium sulphate, which is much more soluble in the state of hemihydrate than when combined with two molecules of water to form gypsum, and this fact is of great practical importance, inasmuch as it is the cause of the setting of plaster of Paris (*q.v.*).

The recognition of the fact that the solubility depends on the exact nature of the salt has also supplied the explanation of certain cases of abnormal solubility, of which sodium sulphate is a typical example. As will be seen from the diagram, Fig. 8, the solubility of this salt rises rapidly from 0° to about 33° , the exact temperature being 32.484° , but from that point decreases, and is considerably less at 100° than at 32.5° . It was formerly supposed that up to 32.5° the liquid contained the hydrate $\text{Na}_2\text{SO}_4 + 10\text{H}_2\text{O}$ in solution, and that above this temperature the latter underwent dissociation, the solution then containing the anhydrous salt. There is, however, no evidence of any sudden change in the properties of the solution, such as its vapour pressure or viscosity, at any point, and it has been shown that the above behaviour is really due, not to any change in the solution, but to a change in the solid substance with which it is in equilibrium. Up to 32.5° the solid salt present is $\text{Na}_2\text{SO}_4 + 10\text{H}_2\text{O}$, and below that temperature the curve represents the solubility of this hydrate in water; at 32.5° the crystals of the hydrate are dissociated into water and the anhydrous salt, and above that temperature the curve represents the solubility of the latter in water, which decreases with increase of temperature; the curve, therefore, is a combination of two separate solubility curves which meet at 32.5° . When a solution which has been saturated at 32.5° is warmed, the anhydrous salt is deposited, whilst when it is cooled the hydrate $\text{Na}_2\text{SO}_4 + 10\text{H}_2\text{O}$ separates out.

64 The temperature 32.5° at which the change from $\text{Na}_2\text{SO}_4 + 10\text{H}_2\text{O}$ to Na_2SO_4 occurs is called the *transition temperature* for this pair of substances, and, like the melting-point of a solid, is a perfectly definite temperature, depending only on the pressure. Like the melting-point, moreover, it is a temperature at which absorption of heat, change of volume, and change of vapour pressure occur, and it can be determined experimentally by observations of any of these changes. Above this temperature the decahydrate is unstable, below it the anhydrous salt and water form an unstable system and unite to form the decahydrate.

65 The examination of the relations of a salt to water in the manner exemplified above by the case of sodium sulphate is of great importance for the study of the various hydrates formed by the salt. In the investigation of the conditions of equilibrium in various systems of solids, liquids, and gases, of which the foregoing is a special case, each of the chemical substances present is called a *component* of the system, and each uniform solid, liquid, or gas present is termed a *phase*. The state of equilibrium of any such system is fully defined when the three variable factors of temperature, pressure, and concentration are known. These are not, however, always independent of each other, since in many systems when one of them is fixed the other two must also have fixed and invariable values. When hydrated sodium sulphate is in equilibrium with water, for example, only one of these factors can be independently varied, since a change in one of them brings with it a corresponding change in the others and a new condition of equilibrium. Thus a change of temperature necessitates a change in the concentration and vapour pressure of the saturated solution. Such a system, in which it is only necessary to fix one of the three variable factors in order to have a fully defined state of equilibrium, is said to have one degree of freedom, and other systems exist which have two, three, or no degrees of freedom. It has been found that the number of degrees of freedom depends entirely on the number of components and phases which are present, and the general law expressing the relation between these was established by Willard Gibbs in 1874, and is known as the *phase rule*. This states that in any system which is in equilibrium the number of degrees of freedom may be calculated by adding two to the number of components and subtracting the number of phases. Considering the case of the solubility of sodium sulphate in water, the components of the system are sodium sulphate and water. Below 32.5° there are three phases, solid hydrated sodium sulphate, $\text{Na}_2\text{SO}_4 + 10\text{H}_2\text{O}$, liquid solution, and gaseous water vapour, and this system, as already mentioned, has one degree of freedom. At the transition temperature, when the solid decahydrate and the anhydrous salt co-exist in contact with the saturated solution, there are four phases, the two solid phases just mentioned, together with the liquid solution and the gaseous water vapour. At this temperature therefore the system has no degree of freedom, and any change in one of the variable factors, for example, the tempera-

ture, will lead to the disappearance of one of the phases. Hence, above 32.5° there are again only three phases present, viz., solid anhydrous sodium sulphate, its saturated solution, and water vapour, and the system has as before one degree of freedom. The application of the phase rule to the study of equilibria cannot be further pursued here, and reference must be made to works on physical chemistry in which it is fully treated.¹

66 The change of the decahydrate into the anhydrous salt does not invariably occur as soon as the transition temperature is passed, but may be delayed until a somewhat higher temperature is attained, provided that the anhydrous salt is absent; but if some of this be then introduced, the change at once commences, and proceeds until the whole of the decahydrate has been converted into the anhydrous salt. In a case like this the system is said to be *metastable*, i.e., the system is in itself stable and no spontaneous change occurs, but as soon as a particular new phase is introduced the system at once becomes unstable and undergoes change with the production of this new phase. When a system undergoes spontaneous change, on the other hand, it is said to be *labile* or *instable*.²

A system can often exist in metastable equilibrium through a considerable range of temperature, and in fact some hydrates have been prepared which are only known in metastable equilibrium.

Sodium sulphate affords instances of all these phenomena. The solubility of the anhydrous salt (Fig. 9, curve *B*) has been determined below the transition point to 18° , and that of the decahydrate (curve *A*) above it to 34° , and the results are shown in the accompanying curves of solubility. The dotted portions of the curves represent the solubility at temperatures beyond the transition point, in regions in which the systems are therefore in metastable equilibrium. These dotted curves are continuous with the curves obtained for the stable systems, and this circumstance clearly shows that the abnormality of the solubility curve of sodium sulphate is due to the fact that it is made up of portions of the two curves *A* and *B*, representing the solubilities of the two distinct substances $\text{Na}_2\text{SO}_4 \cdot 10\text{H}_2\text{O}$ and Na_2SO_4 . A third hydrate, $\text{Na}_2\text{SO}_4 \cdot 7\text{H}_2\text{O}$,

¹ Bancroft, *The Phase Rule* (Leipzig and Ithaca, 1897); Findlay, *The Phase Rule* (Longmans, London, 1904); Roozeboom, *Die heterogene Gleichgewichte vom Standpunkte der Phasentheorie* (Vieweg, Braunschweig, 1901).

² Ostwald, *Zeit. physikal. Chem.* 1897, **22**, 302.

has also been prepared by allowing a solution of sodium sulphate to crystallise at 17° , and its solubility is shown by the curve *C*, which cuts the curve *B* at 24.2° . This substance is more soluble than the decahydrate throughout the whole course of the curve, and hence if a crystal of the decahydrate were introduced at any temperature, $\text{Na}_2\text{SO}_4 \cdot 10\text{H}_2\text{O}$ would crystallise out until the solution had the composition represented by the point on the curve *A* corresponding with the temperature at which the addition had been made. In other words, the heptahydrate is metastable throughout with respect to the decahydrate.

67 Somewhat different conditions prevail when the hydrated

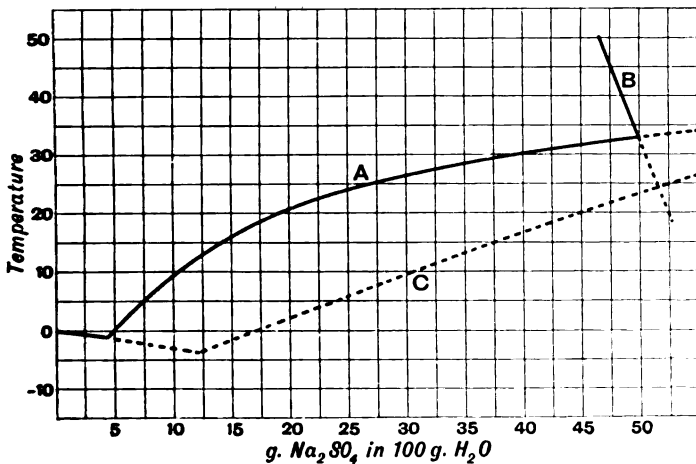


FIG. 9.

salt melts completely at a definite temperature, forming a single liquid phase of the same composition as the hydrate. In this case the hydrate behaves like an individual compound, and its melting-point is accordingly lowered by the addition of any other soluble substance. It follows from this that the addition of either water or the anhydrous salt lowers the temperature at which the solid hydrate separates out, so that the melting-point of the hydrate represents a point of maximum solubility. This is well shown in the case of ferric chloride,¹ Fe_2Cl_6 , which forms hydrates with 12, 7, 5, and 4 molecules of water, each of which exhibits this behaviour. The complete equilibrium curve for

¹ Roozeboom, *Zeit. physikal. Chem.* 1892, 10, 477. The formula Fe_2Cl_6 is chosen to obtain simple formulae for the hydrates.

the hydrate with $12\text{H}_2\text{O}$ and its saturated solution is shown in Fig. 10, in which the solubility is expressed in molecules of Fe_2Cl_6 per 100 molecules of water. Curve *A*, extending from 0° to -55° , represents the temperature of separation of ice from solutions of increasing concentration; the lowest temperature at which the hydrate with $12\text{H}_2\text{O}$ is formed is -55° , and the solubility (curve *B*) rapidly rises until 37° is reached, at which temperature the hydrate melts. From this point the temperature of equi-

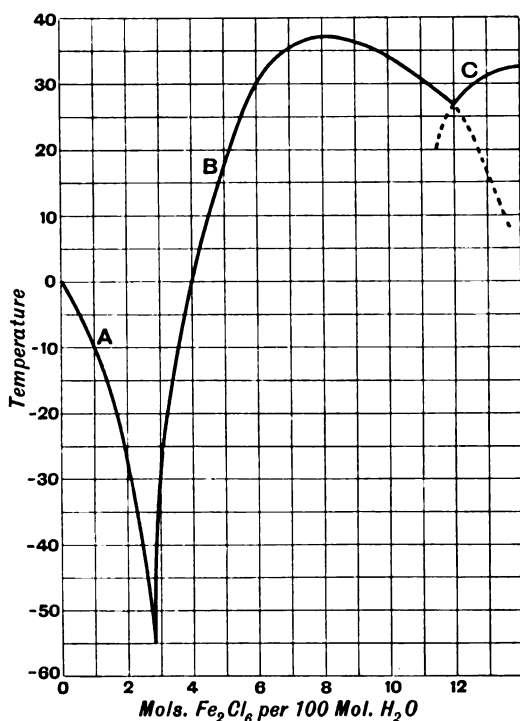


FIG. 10.

librium between the hydrate and the solution diminishes with increase of concentration, and this reflexed portion of the curve has been traced back as far as 8° . Below 27.4° the equilibrium becomes metastable, since at this point the curve intersects the solubility curve (*C*) of the hydrate $\text{Fe}_2\text{Cl}_6 \cdot 7\text{H}_2\text{O}$. This behaviour is also shown by all the other hydrates of ferric chloride, by the hexahydrate of calcium chloride, and by many other analogous substances.

68 Double Salts.—The examination of the conditions of forma-

tion and stability of double salts and of their behaviour towards solvents forms a subject of great importance, the development of which is mainly due to van't Hoff, Roozeboom, and others, but only their main conclusions can here be mentioned. The formation of a double salt from two salts dissolved in water depends in the first place on the temperature of the system. In some cases the double salt can only exist below a certain temperature (2KCl , CuCl_2 , $2\text{H}_2\text{O}$), in others it is only formed above a certain temperature (Na_2SO_4 , MgSO_4 , $4\text{H}_2\text{O}$), but in each case there is a transition temperature at which both the double salt and its component single salts can exist together in the solid state in equilibrium with a saturated solution.

When equivalent amounts of hydrated sodium sulphate, $\text{Na}_2\text{SO}_4 \cdot 10\text{H}_2\text{O}$, and hydrated magnesium sulphate, $\text{MgSO}_4 \cdot 7\text{H}_2\text{O}$, are treated with a small quantity of water at 15° , a solution is obtained which is saturated with both these salts and is in equilibrium with the solid salts. At 22° , which is the transition point for a mixture of these salts and astracanite, $\text{Na}_2\text{SO}_4 \cdot \text{MgSO}_4 \cdot 4\text{H}_2\text{O}$, a certain amount of this double salt is formed, and there is then equilibrium between the double salt, the two single salts, and the saturated solution. As the temperature rises above 22° the single salts gradually dissolve and the less soluble astracanite separates out, and if the molecular solubility of the two single salts were equal, the whole of the solid would thus be converted at once into the double salt. Owing, however, to the greater solubility of magnesium sulphate, some sodium sulphate is at first left undissolved, whilst the solution contains more molecules of magnesium sulphate than of sodium sulphate. Thus at 23° the solution contains about 1.4 mols. of magnesium sulphate to each molecule of sodium sulphate, whilst the solid present is a mixture of sodium sulphate with astracanite. This inequality finally disappears at 25° , and at this temperature solid astracanite alone is left in contact with a saturated solution containing the sulphates of sodium and magnesium in the same proportion as the solid salt. The range of temperature between 22° and 25° is termed the *transition interval*, and it is only at temperatures beyond the transition interval that a double salt is not decomposed by water. Below 22° , then, astracanite, when brought into contact with water, is completely decomposed into its constituent single salts; at 22° it exists in equilibrium with both of them; from 22° to 25° it is decomposed with separation

of sodium sulphate, and above 25° it is not decomposed by water.

Potassium cupric chloride, 2KCl , CuCl_2 , $2\text{H}_2\text{O}$, in contrast with astracanite, is stable in contact with its saturated solution at ordinary temperatures, but decomposes at 92° , the transition point, into potassium chloride and a new double salt, KCl , CuCl_2 . Carnallite, KCl , MgCl_2 , $6\text{H}_2\text{O}$, is completely decomposed by water at 167.8° into the chlorides of magnesium and potassium, and is partially decomposed at all temperatures below this with separation of potassium chloride, so that a pure saturated solution of carnallite in water cannot be prepared. Potassium alum, on the other hand, is stable in presence of its solution at all temperatures up to 92.5° .

When the salts present are capable of undergoing chemical change, such as double decomposition, and when more than two single salts are present, the conditions of equilibrium become much more involved. Many extremely complicated cases have been examined by van t' Hoff in a series of researches on the formation of the Stassfurt minerals, for an account of which the original papers must be consulted.¹

69 Metallic salts are, as a rule, insoluble or very sparingly soluble in organic liquids. Some liquids, however, such as alcohol, acetic acid, ether, pyridine, benzonitrile, ethyl sulphide, &c., dissolve certain salts with some freedom. Thus calcium chloride, calcium nitrate, potassium iodide, and many others are soluble in alcohol, whilst mercuric chloride and zinc chloride are soluble both in alcohol and ether, and the solubility of cadmium bromide in a mixture of these two solvents is made use of in the wet processes of photography. Salts which are insoluble in alcohol are precipitated in the form of minute crystals when alcohol is added to their aqueous solution, and this substance is therefore often used in quantitative analysis, having been first proposed for this purpose by Bergman in 1778.

70 *Supersaturated Solutions*.—When a solution of a salt free from any undissolved crystals is allowed to cool quietly in closed vessels, it is frequently observed that no crystals separate out, although the quantity of salt contained in the liquid is greater than that which can exist in solution at that temperature in contact with the solid salt. Such solutions are

¹ van t' Hoff, *Bildung und Spaltung von Doppelsalzen. Zur Bildung der ozeanischen Salzablagerungen* (Braunschweig), 1905. See also E. F. Armstrong, *British Assoc. Reports*, 1901, 262; Findlay, *The Phase Rule*, p. 283.

termed *supersaturated*. If, however, a crystal of the salt be added, a rapid crystallisation occurs, and the clear solution is then found to contain the normal amount of dissolved salt. Sodium acetate is a salt which is well adapted to show the phenomenon of supersaturation in a striking manner. For this purpose the crystallised salt is gently warmed in a flask with one quarter of its weight of water until all is dissolved, the liquid filtered if it is not perfectly free from suspended matter and placed in a flask, the neck of which is then closed with a plug of cotton-wool. If the smallest crystal of sodium acetate be thrown into the liquid when cold, crystallisation at once commences round the small particle, and in a few seconds the whole has assumed the solid form, the change being accompanied by a considerable rise of temperature.

When a hot saturated solution of a salt is allowed to cool in the absence of the solid salt, the supersaturated solution which is produced is at first metastable (p. 116), and during this period crystallisation can only be brought about by the introduction of a crystal of the solid salt or of one isomorphous with it. As soon as a certain temperature is reached, however, the solution becomes instable or labile, and crystallisation then occurs spontaneously, its first appearance being much aided by stirring and friction. At each temperature, therefore, the solution only remains metastable up to a certain definite limit of concentration, beyond which it becomes labile.¹ A curve of supersolubility can thus be constructed for each salt, and it is found that such a curve is as a rule approximately parallel to the solubility curve. The exact temperature at which the change from the metastable to the labile state occurs is best determined by observing the sudden change in the refractive index of the well-stirred solution which accompanies the separation of crystals. Thus a solution of sodium nitrate containing 48·8 per cent. of the salt becomes labile at 20°; spontaneous crystallisation then occurs, and the concentration of the solution falls to that of a saturated solution at this temperature, which contains 45·8 per cent. of the salt. A solution of the same salt containing 51·2 per cent. of salt becomes labile at 30°.

The indifference of a supersaturated solution to crystals of other non-isomorphous salts can readily be shown experimentally. Thus if a supersaturated solution of sodium acetate, prepared as just described, be poured gently on to the surface of a

¹ Miers and Isaac, *Journ. Chem. Soc.* 1906, 413.

supersaturated solution of sodium thiosulphate, made by simply melting the crystals of the hydrated salt in a long test-tube, and the whole allowed to cool, it is found that when a crystal of sodium thiosulphate is dropped into the tube it falls through the lighter solution of sodium acetate without inducing crystallisation, but causes the immediate formation of crystals as soon as it comes into the heavier solution of sodium thiosulphate. A supersaturated solution of magnesium sulphate may be made to crystallise by adding either magnesium sulphate itself or any one of the isomorphous sulphates of iron, zinc, nickel, &c., whilst sodium sulphate, sodium chloride, &c., have no action upon it. Supersaturated solutions of sodium sulphate crystallise very readily when exposed to the air, and it has been shown that this is due to the presence of minute crystals of this salt in the atmosphere.

The amount of a solid salt required to induce crystallisation in a metastable solution is extremely small, amounting to only about one ten-millionth of a milligram (10^{-10} grams) in the case of sodium chlorate.¹ Whether this minimum amount varies with the degree of supersaturation of the solution has not yet been ascertained.

FUSIBILITY AND VOLATILITY OF SALTS.

71 Most of the metallic salts melt at temperatures beyond the range of the ordinary mercurial thermometer, but many melting-points have been determined with accuracy by means of resistance thermometers. As already mentioned (p. 65), Carnelley has shown that in the case of the salts which the metals form with the same acid the melting-point is a periodic function of the atomic weight of the metal contained in the salt, just as is the case with the metals themselves.

The boiling-point has only been determined in the case of a few of the haloid salts, but the comparative volatility of certain salts was approximately ascertained by Bunsen² by the following method: A small bead of each salt weighing one centigram is placed in the zone of fusion of a Bunsen flame having a temperature of about 1300° , and the time ascertained which the bead takes to volatilise. The following numbers give the

¹ Ostwald, *Zeit. physikal. Chem.* 1897, **22**, 289.

² *Phil. Mag.* 1866 (4), **32**, 85.

relative volatility for certain salts, that of sodium chloride being taken as the standard:

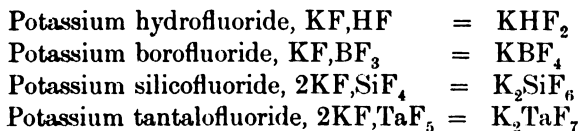
	NaCl	KCl	KBr	KI	K ₂ SO ₄	K ₂ CO ₃
Seconds.	84.2	63.4	41.0	29.8	665.2	272.0
Volatility.	1.000	1.288	2.055	2.828	0.127	0.310

It has also been shown by Bailey¹ that certain salts are slightly volatile when their aqueous solutions are evaporated, even when all precautions are taken to prevent their being carried over mechanically. This phenomenon has been more closely examined in the case of the chlorides of the alkali metals, and it has been shown that the volatility increases with the molecular weight of the chloride and the concentration of the solution.

GENERIC PROPERTIES OF SALTS.

72 The generic properties of the metallic salts have in most cases been already given in Vol. I., under the respective acids. The most important points may, however, be shortly recapitulated here.

Fluorides.—In their general properties the fluorides closely resemble the chlorides, but are, as a rule, much less soluble in water. Potassium, ammonium, silver, and stannous fluoride dissolve readily, the sodium and lithium salts less easily, those of the alkaline earth metals very sparingly in water, and the remainder are almost insoluble. The alkali fluorides unite with hydrogen fluoride and with the fluorides of the more electro-negative elements to form double fluorides which usually crystallise well. Thus we have:

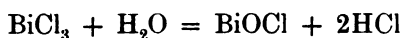


Chlorides.—The greater number of the chlorides are solid bodies, but a few, such as stannic chloride, SnCl₄, titanous chloride, TiCl₃, and antimony pentachloride, SbCl₅, are liquids, and these, as well as mercuric chloride, HgCl₂, and antimony trichloride, SbCl₃, may be readily volatilised. The majority melt at a fairly high temperature, and can only be volatilised

¹ *Journ. Chem. Soc.* 1894, 445.

at a red heat or higher temperature, and some few, such as gold chloride, AuCl_3 , and platinum chloride, PtCl_4 , decompose into their elements when strongly heated. With the following exceptions they dissolve readily in water: aurous chloride, AuCl , silver chloride, AgCl , mercurous chloride, Hg_2Cl_2 , cuprous chloride, Cu_2Cl_2 , platinous chloride, PtCl_2 , palladious chloride, PdCl_2 , thallos chloride, TlCl , and lead chloride, PbCl_2 ; the last two dissolve to a slight extent in cold, and readily in hot water.

In some cases the chlorides are chemically acted on by water, giving rise to basic compounds; thus the trichlorides of bismuth and antimony yield insoluble oxychlorides.



Others, such as titanium chloride, are completely decomposed into hydrochloric acid and a hydroxide of the metal.

Many double chlorides are also known similar to the double fluorides, but the tendency to the formation of these is not so great as in the former case. The most characteristic are the *platinichlorides*, such as potassium and ammonium platinichlorides, K_2PtCl_6 and $(\text{NH}_4)_2\text{PtCl}_6$, which may also be looked upon as salts of the acid H_2PtCl_6 .

Bromides and *Iodides* closely resemble the corresponding chlorides.

Cyanides.—These salts are classed with the haloid salts, which they closely resemble in properties. The cyanides of the alkali and alkaline earth metals and mercury are soluble in water; the remainder are insoluble, but dissolve in a solution of potassium cyanide, forming double cyanides. Two different classes of the latter exist, viz. :—

(1) Those which still retain the characteristic properties of a cyanide, and in which both metals can be detected by the usual tests, as, for example, potassium silver cyanide, KCN , AgCN , obtained by the action of potassium cyanide on silver cyanide.

(2) Those in which one of the metals forming the cyanide no longer shows the usual reactions, and in which also the properties of a cyanide cannot be observed, such as potassium ferrocyanide.

According to the theory of dissociation into ions, the difference between these two series of salts is explained in the following manner. In the first series the double salt on solution in water is partly dissociated into three different kinds

of ions, namely, the two metallic ions and the cyanogen ion: thus potassium silver cyanide solution contains potassium, silver and cyanogen ions, and therefore gives the usual reactions of these ions. In potassium ferrocyanide, on the other hand, which is a complex salt (p. 110) dissociation takes place into only two different ions, namely, potassium and ferrocyanogen, $\text{Fe}(\text{CN})_6$; the solution gives, therefore, the reactions of potassium, but instead of those of ionic iron and cyanogen, reactions which are due to the new negative ion, $\text{Fe}(\text{CN})_6$.

Hypochlorites.—The salts of hypochlorous acid are almost unknown in the free state, as they are generally obtained together with chlorides by the action of chlorine on cold solutions of the hydroxides of the metals, and cannot be isolated from the solution.

Chlorates.—The chlorates are all soluble in water, that of potassium being one of the least soluble, and they all decompose on heating, giving off oxygen and leaving the chloride.

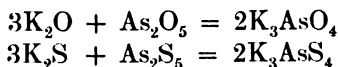
Perchlorates.—These salts are also, without exception, soluble in water, the least soluble being the potassium salt; like the salts of the other oxyacids of chlorine, they are completely decomposed by heat into oxygen and the chloride of the metal.

Iodates and Periodates.—Several series of both iodates and periodates are known, which have already been described (Vol. I., pp. 361, 363).

Sulphides.—The compounds of the metals with sulphur correspond in general with the oxides, although there are cases in which no sulphide is known corresponding to a particular oxide, and *vice versa*. The sulphides and hydrosulphides of the alkali metals and the hydrosulphides of metals of the alkaline earths are soluble in water; the solutions when allowed to remain in contact with free sulphur are converted into polysulphides, and are oxidised by the oxygen of the air to sulphites, thiosulphates, and sulphates. The remaining sulphides are almost all insoluble in water, some of them being dissolved by dilute acids with evolution of sulphuretted hydrogen, whilst others undergo no change under these conditions. The different solubilities of the sulphides in water and acids are taken advantage of in the qualitative and quantitative separation of the metals.

The sulphides of the more electro-negative metals dissolve in solutions of the alkaline sulphides, forming sulpho-salts, just as the corresponding oxides unite together to form oxy-salts. Thus

potassium oxide combines with arsenic oxide to form potassium arsenate, and potassium sulphide combines with arsenic sulphide to form potassium thioarsenate.



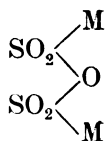
Subjoined is a list of some of the analogous oxy-salts and sulpho-salts which have been prepared, in the formulæ of which M represents an atom of a monad metal.

Oxy-salts	Sulpho-salts
Carbonates, M_2CO_3	Thiocarbonates, M_2CS_3
Pyrophosphates, $\text{M}_4\text{P}_2\text{O}_7$	Pyrothiophosphates, $\text{M}_4\text{P}_2\text{S}_7$
Metarsenates, MAsO_3	Metathioarsenates, MAsS_3
Ortharsenates, M_3AsO_4	Orthothioarsenates, M_3AsS_4
Metastannates, M_2SnO_3	Metathiostannates, M_2SnS_3
Orthostannates, M_4SnO_4	Orthothiostannates, M_4SnS_4

Similar salts are also known containing selenium and tellurium in place of sulphur.

Sulphites.—Sulphurous acid, being a dibasic acid, forms two series of salts, viz., normal and acid sulphites such as Na_2SO_3 and NaHSO_3 . Those of the alkali metals are soluble in water, but the remainder are for the most part sparingly soluble or insoluble, although they dissolve in a solution of sulphurous acid. They are fairly stable in the dry state, but gradually oxidise in presence of moisture, forming sulphates.

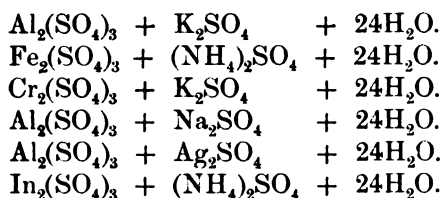
In addition to these, a series of sulphites known as the *metabisulphites* or *disulphites* has been prepared, the constitution of which is probably represented by the general formula :



Sulphates.—With the exception of those of barium, strontium, and lead, which are almost insoluble in water, and those of calcium, silver, and mercury, which are sparingly soluble, all the sulphates dissolve readily and separate on evaporating the solution in well-developed crystals usually containing a varying number of molecules of water of crystallisation. The metals of the alkalis form normal and acid sulphates, the metals of the

alkaline earths and magnesium yield only normal sulphates, whilst many other metals form soluble normal salts as well as more or less insoluble basic sulphates. Many sulphates possess the property of forming crystallisable double salts. This is especially the case with the sulphates of the isomorphous metals of the magnesium group, which yield compounds with the sulphates of the alkali metals having the general formula $\overset{ii}{M}SO_4 + \overset{i}{M}_2SO_4 + 6H_2O$.

Another important group of the double sulphates is that of the *alums*, which have the general formula $\overset{iii}{M}_2(SO_4)_3 + \overset{i}{M}_2SO_4 + 24H_2O$



Nitrides.—Many of the metals, such as magnesium, calcium, vanadium, titanium, and lithium, unite with nitrogen when strongly heated in the gas, forming stable nitrides, but in other cases these compounds can only be obtained indirectly by the action of ammonia on their heated oxides or chlorides. They are usually dull brown or black powders, the composition of which has in many cases not been accurately determined, and a number of them are undoubtedly mixtures.

The salts of azoimide (Vol. I., p. 509) form a special class of nitrides which contain the group $\cdot N \begin{matrix} \diagup N \\ \parallel \\ \diagdown N \end{matrix}$; these are all extremely explosive substances.

Nitrites.—These salts are for the most part soluble in water, and are decomposed when strongly heated into oxides of nitrogen and the oxide of the metal.

Nitrates.—With the exception of one or two basic nitrates, such as that of bismuth, all the nitrates dissolve in water, and usually crystallise well. They melt at low temperatures, and on further heating those of the alkali and alkaline earth metals are converted, first into nitrites with evolution of oxygen, and then into oxides of nitrogen and the oxide of the metal; with the nitrates of the other metals the intermediate formation of nitrite is usually not observed, and in cases where the

oxide is unstable at high temperatures the metal itself remains as the final product. Owing to the ease with which they lose oxygen, the nitrates are frequently employed as oxidising agents.

Phosphides.—Most of the metals combine with phosphorus to form phosphides. Some of these, as, for example, the phosphides of iron and zinc, are crystalline, but a large number have only been obtained as difficultly fusible masses, which have not as yet been closely examined, and are probably far from pure. Those of the alkali and alkaline earth metals are decomposed by water with formation of gaseous or liquid hydrogen phosphide.

Hypophosphites, Phosphites, Phosphates, Arsenites, and Arsenates.—The relations between the different modifications of these acids and the general properties of their salts have already been fully described (Vol. I., pp. 638-656, 683, 687).

Carbides.—Most of the metals combine with carbon when either they or their oxides are heated together with carbon to a very high temperature in an electric furnace. Those of the alkali and alkaline earth metals are decomposed by water with formation of the hydroxide and evolution of acetylene, whilst that of aluminium yields methane in place of acetylene. Many of the other carbides crystallise well, and of these by far the most important are those of iron, which are always present in commercial iron and exert an immense influence on its properties.

Carbonates.—Most of the metals form salts with carbonic acid, the monovalent alkali metals yielding normal and acid salts of the general formulæ M_2CO_3 and $MHCO_3$; a few metals, such as aluminium and chromium, do not appear to form carbonates; and others, such as magnesium, bismuth, and copper, yield basic carbonates.

With the exception of the carbonates of the alkali metals and of thallium, all the carbonates are insoluble in water, but many of them dissolve in water containing carbonic acid, probably owing to the formation of an unstable acid carbonate. They are decomposed by heat with evolution of carbon dioxide and formation of the oxide of the metal, unless this is itself decomposed at the temperature employed, but the temperature at which the decomposition takes place varies considerably; thus the carbonates of the alkali metals are only slightly decomposed at a bright red heat, whilst those of the alkaline

earth metals are completely decomposed at this temperature if the carbon dioxide is removed as it is formed, and the remainder decompose for the most part at a lower temperature.

Borates and Silicates.—These salts have already been discussed in Vol. I., pp. 715-717 ; 896-900.

CHEMICAL CHANGE.

73 The older chemists thought that substances only combined with one another when they possessed a common principle, and hence they gave the name of affinity (*affinis*, related) to the particular property in virtue of which substances unite. It was afterwards seen that substances which have nothing in common nevertheless react with one another chemically, and this was ascribed to a mutual attraction between the particles of the substances (Newton). It was, moreover, thought that this attraction was elective in its character, so that when the particles of three substances were all brought together, those two would combine between which there was the stronger attraction, to the exclusion of the third. Thus, if a substance A, capable of uniting with C, were presented to a compound BC, made up of two substances united together, no change would occur if the attraction of C for B were stronger than that of C for A ; whilst if the opposite were the case, C would unite with A and leave B in the free state. This view was especially supported by Geoffroy (1718) and Bergman (1775), who drew up tables of affinity or attraction showing the order of the strengths of the affinities of the various bases, metals, &c., for the acids and other substances with which they were capable of combining. The true state of affairs was, however, first recognised by Berthollet, who demonstrated by a series of experiments that the course of a reaction does not depend solely on the affinities of the substances concerned, but also on the relative quantities of them which are present. Thus, according to the view held by Berthollet, it follows that "in opposing the body A to the combination BC, the combination AC can never take place ; but that the body C will be divided between the bodies A and B proportionally to the affinity and the quantity of each."¹ These views were afterwards developed by Berthollet in his celebrated *Essai de Statique Chimique*.

¹ *Researches into the Laws of Chemical Affinity*, p. 6 (English Translation, London, 1804).

The further progress of investigation in this department of chemistry¹ has confirmed the opinions expressed by Berthollet. When careful experiments are made it is found that very frequently the whole of the substances concerned in a reaction or decomposition does not undergo the change, but that a certain fraction of the original substances remains unaltered, and that those cases in which a complete reaction appears to occur are in reality cases in which equilibrium is only established when an exceedingly small proportion of the substances originally concerned is left unchanged.

Thus, when calcium carbonate is heated in a closed vessel it evolves carbon dioxide until a certain pressure of this gas is reached, after which no further change in composition occurs until the conditions are in some way altered. If the temperature be increased more carbon dioxide is evolved, until another definite pressure, higher than the previous one, is attained, after which the system again undergoes no further change so long as the circumstances remain unaltered. It is, moreover, found that to every temperature there is a corresponding pressure of carbon dioxide, which is perfectly definite and constant, and which increases as the temperature rises, as may be seen from the table given.²

Temperature.	Pressure.
547°	27 mm. of mercury.
610	46 " "
740	255 " "
810	678 " "
865	1333 " "

If, on the other hand, the temperature be kept constant, but the pressure of the carbon dioxide be lowered by pumping out some of the gas, an additional quantity of the calcium carbonate decomposes until the original pressure is again attained. In order completely to decompose calcium carbonate by heat it is therefore necessary to keep the pressure of the carbon dioxide as low as possible, and it is only when this is done that complete decomposition can be effected. This is brought about by

¹ A fuller account of this subject will be found in Lothar Meyer, *Modern Theories of Chemistry*; Nernst, *Theoretical Chemistry*; Ostwald, *Allgemeine Chemie*, vol. ii.; Mellor, *Chemical Statics and Dynamics* (Longmans, London, 1904).

² Le Chatelier, *Compt. Rend.* 1886, **102**, 1243.

heating the carbonate in a current of air freed from carbon dioxide, or more usually in the open air, in which the pressure of carbon dioxide is so small that it may be neglected, and hence it is that in the ordinary form of the experiment the decomposition is practically complete.

Reactions then, as a rule, are not complete, but only proceed until a certain definite state of equilibrium is set up. This state of equilibrium is quite analogous to what occurs in many physical phenomena. Thus, when water or any liquid evaporates in a confined space, the evaporation only proceeds until the vapour of the liquid exerts a certain definite pressure on the surface of the liquid; this pressure is likewise constant for any particular temperature and increases rapidly as the temperature rises. As soon as it has been attained a condition of equilibrium is set up, and the relative amounts of vapour and liquid then remain unaltered so long as the other conditions remain the same. The maintenance of this state of equilibrium depends upon the fact that the evaporation of the liquid is proceeding at exactly the same rate as the condensation of the vapour, so that the actual proportion of vapour to liquid remains the same, whilst individual particles of the liquid are continually escaping from its surface, and as many others returning to it from the vapour above.

Precisely the same considerations hold with regard to chemical equilibrium. Thus, recurring to the example of calcium carbonate, when equilibrium is set up at any particular temperature, we may suppose that the calcium carbonate is being decomposed into lime and carbon dioxide at exactly the same rate as the last two are recombining to form calcium carbonate.

All cases of simple chemical equilibrium may be considered from the same standpoint as being brought about by two reactions proceeding in opposite senses and at equal rates, so that the actual proportions of the substances present undergo no change. Reactions of this kind, which can proceed in either sense according to the circumstances of the experiment, are known as reversible reactions, and are often indicated symbolically by a special sign placed between the two parts of the equation



It appears probable that all chemical changes really belong

to the class of reversible reactions, although the conditions under which the reversal of the change can be brought about have in many cases not yet been determined.

VELOCITY OF REACTIONS.

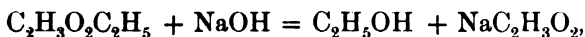
74 *Conditions of Chemical Equilibrium.*—We have seen that the condition of equilibrium depends on the velocity of the reactions to which the equilibrium is due, and it is therefore of great importance to ascertain on what conditions the velocity of a reaction depends. Whenever chemical action is set up, a definite period elapses before equilibrium is attained, and the change ceases. In many cases, however, the reaction proceeds so rapidly that this time cannot be measured; thus when hydrochloric acid is added to caustic soda solution, when silver nitrate is added to solution of sodium chloride, and in many similar instances, the reaction appears to be complete as soon as the substances have been mixed together and thus brought into contact, and no measurement of the rate of the reaction is possible. When, however, the reaction proceeds slowly, such measurements can be made, and it is thus possible to ascertain the influence of various circumstances on the velocity with which the change is effected. The most important result of the experiments which have been made on this subject is the generalisation known as the law of the action of mass, which states that the velocity of any reaction is directly proportional to the amounts of the active substances present. This law follows from the investigations of Wilhelmy (1850), Harcourt and Esson (1866), Guldberg and Waage (1867), van't Hoff and others. The experiments of Harcourt and Esson¹ may be cited as an instance of the actual results obtained. They were carried out by allowing potassium permanganate to act on oxalic acid dissolved in water in presence of manganese sulphate, which is necessary to the reaction, and sulphuric acid. The amounts of the various substances present could all be varied, and the reaction was very thoroughly investigated. The amount of unaltered potassium permanganate present in the solution at any moment was determined by adding an excess of potassium iodide solution and estimating the iodine liberated.

¹ *Phil. Trans.* 1866, 193.

The simplest case of this reaction occurs when the oxalic acid is in large excess, as under these circumstances the change in the amount of this substance may be neglected. It is accordingly found that under these conditions the rate at which the potassium permanganate disappears is at any moment proportional to the amount of it which is still left unreduced in the solution. This may be expressed more simply by saying that the same fraction of the permanganate actually present in the solution is reduced in each successive interval of time. In the following table the results obtained with a mixture of the molecular composition $2\text{KMnO}_4 + 14\text{MnSO}_4 + 108\text{C}_2\text{H}_2\text{O}_4$ are compared with those calculated on the assumption that the law of the action of mass really holds for this particular change, and, as will be seen, the agreement is excellent:

Time.	Amount of Permanganate left in the solution.	
	Observed.	Calculated.
2	94·8	94·8
5	87·9	87·6
11	74·9	74·7
27	49·3	48·9
35	39·1	39·6
47	28·3	28·8
68	17·0	16·5

In reactions in which the amounts of two substances are both altering at the same time, such as the decomposition of ethyl acetate by caustic soda,



the matter is more complicated, since the rate of the reaction at any moment is now proportional to the product of the active masses of the two substances present at that moment. Here again, however, the observed numbers agree well with those which are obtained by calculation from the law of the action of mass. In many cases, especially when solutions of weak acids or bases are concerned, the active mass is not identical with the actual mass of the substance present, since in such reactions only that portion of the substance which is electrolytically dissociated is active in producing the change.

Thus, when an equivalent amount of ammonia, which is dissociated to a much smaller extent than caustic soda, is substituted for the latter in the above reaction, the rate becomes much slower, and is still further diminished by the addition of any substance, such as an ammonium salt, which diminishes the dissociation of the ammonia.

The rate at which a chemical reaction proceeds is, as a rule, greatly increased by rise of temperature, this being particularly well seen in the case of many gases. At the ordinary temperature hydrogen and oxygen are only in equilibrium when they are almost completely united to form water, but the two gases react so slowly that even when preserved for years it is impossible to observe the formation of an appreciable amount of water. When the temperature is raised, however, the reaction takes place so rapidly that explosion occurs, and when the mass has cooled to the original temperature again it is found that the gases are now in their proper state of equilibrium.

75 Chemical Equilibrium.—Most of the reactions hitherto considered have been chosen from amongst those in which equilibrium does not occur until practically the whole of the substances originally present have undergone the change. When this is not the case, however, but equilibrium is reached while there is still an appreciable amount of the original substance or substances remaining, it must be remembered that there are two reactions proceeding at the same time. If p and q represent the active masses of the two original substances A and B which are reacting according to the equation



then the velocity v of the reaction between them is, according to the law of the action of mass,

$$v = kpq,$$

where k is a constant, the value of which depends on the nature of the substances, the temperature, &c. Similarly if p' and q' be the active masses of the products of the reaction, C and D, the velocity of the reverse reaction between these, which results in the reproduction of the substances A and B, is

$$v' = k'p'q'.$$

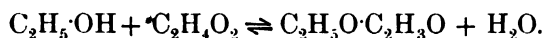
The velocity of the resultant reaction, which can be measured by experiment, will then be

$$v - v' = kpq - k'p'q',$$

and when this is equal to zero, *i.e.*, when the two reactions proceed at equal rates, the system is in equilibrium, in which condition, therefore, we have the equation

$$k_pq = k'p'q', \text{ or } K = \frac{k}{k'} = \frac{p'q'}{pq}.$$

The ratio $\frac{k}{k'} = K$ is known as the *constant of equilibrium*, and can be determined experimentally by ascertaining the amounts of the various substances which are actually present when equilibrium is established. Thus when alcohol is mixed with a molecular proportion of acetic acid at the ordinary temperature the following reaction occurs :



The amount of change which has occurred during any period can readily be measured by simply titrating the acid still present and subtracting the amount thus found from that originally taken. The quantities of alcohol, ethyl acetate, and water present can then all be calculated from this number by means of the equation representing the reaction. When equilibrium is established, a process which requires several days at the ordinary temperature, it is found that $\frac{2}{3}$ of the alcohol and acetic acid have undergone the reaction, whilst $\frac{1}{3}$ of each is left unaltered. Exactly the same state of equilibrium is reached if equivalent amounts of ethyl acetate and water are taken and allowed to react. In this condition, therefore, $p q = \frac{1}{3} \times \frac{1}{3} = \frac{1}{9}$, whilst $p' q' = \frac{2}{3} \times \frac{2}{3} = \frac{4}{9}$, so that

$$K = \frac{p'q'}{pq} = 4.$$

When the value of the equilibrium constant has once been determined, it is possible to calculate the state of equilibrium when the substances are mixed in any proportions. Thus if A be the number of molecules of alcohol and B of acetic acid in the above instance, and if x be the number of molecules of acid which react with the alcohol, then in the condition of equilibrium

$$p = A - x, q = B - x, p' = q' = x.$$

By substituting these values in the equation given above, the

value of x can be obtained. The numbers calculated in this way agree well with those obtained by experiment.

It is found experimentally that if a large excess of alcohol be taken, practically the whole of the acetic acid is converted into ethyl acetate, whilst if a large excess of acid be taken, almost the whole of the alcohol undergoes the reaction. These facts have an important bearing upon the reactions used in analytical processes. In these cases it is essential that equilibrium be not established until practically the whole of the substance which is being estimated has undergone the particular reaction. In the processes of gravimetric analysis the substance which is being analysed, or some one of its elements, is converted into a sparingly soluble compound. In this way the product which is precipitated is continually withdrawn from the solution, the equilibrium is thereby disturbed and fresh quantities of the substance are formed and precipitated, the reaction thus proceeding until it is practically complete. This effect is further aided in most cases by the use of an excess of the reagent, which, as we have just seen, tends to increase the amount of the other substance which undergoes the reaction. In the processes of volumetric analysis it is also necessary to choose reactions for which the constant of equilibrium is very high, and which moreover proceed rapidly. Thus the reaction between equivalent quantities of caustic soda and hydrochloric acid can be utilised for estimating the amount of the former present, because the reaction proceeds rapidly, and equilibrium is only established when practically the whole of the acid and alkali present have reacted. The completion of the reaction is therefore indicated by the fact that the solution becomes neutral. On the other hand, it is impossible to estimate alcohol by titration with hydrochloric acid, because the constant of equilibrium for this reaction is low (8.44 at 99° ¹), and equilibrium is attained long before the whole of the alcohol has been converted into ethyl chloride, and therefore before the solution has become neutral, so that it is impossible to ascertain by the aid of an indicator when an equivalent of the acid has been added.

Among the many instances of chemical equilibrium which have been experimentally studied, the only one which can be mentioned here in addition to those already discussed, is the

¹ Cain, *Zeit. physikal. Chem.* 1893, 12, 751.

phenomenon of the dissociation of gases. When a gas is decomposed by heat into several new molecules, which may either be all of the same kind as in the case of nitrogen peroxide, N_2O_4 , or of different kinds as in the case of phosphorus pentachloride, and these reunite to form the original gas when the whole is allowed to cool, the gas is said to dissociate when heated. In such a case the quantities of the several gases present are proportional to the pressure which they exert in the mixture. Thus if p be the pressure due to the undissociated molecules, and p_1 that of each of the two new gases formed, the equation of equilibrium becomes

$$K = \frac{p_1^2}{p}$$

If now the pressure of one of the products of dissociation be increased by adding some of it to the mixture without allowing the volume of the whole to increase, it follows that the numerator of this fraction must increase, and that therefore, since K is constant, p must also increase. In other words the dissociation of the gas must be diminished. This result has been experimentally verified in many cases. Thus when phosphorus pentachloride is vaporised it partially dissociates into phosphorus trichloride and chlorine:



When, however, the pressure of either the phosphorus trichloride vapour or of the chlorine is increased, the dissociation of the gas is diminished and the vapour density is increased. The same is true for ammonium chloride, which does not dissociate to so large an extent when ammonia or hydrochloric acid is added to its vapour in the same way.

A similar phenomenon occurs in solutions of electrolytes; when two substances having a common ion are present in a solution, neither of them is electrolytically dissociated to as great an extent as it would be were the other substance absent.

The effect of change of temperature and pressure on the condition of equilibrium has also been carefully studied for many partially dissociated gases. The particular state of equilibrium which is attained by any reacting system of sub-

stances, depends on the physical conditions to which the system is subjected, but the extent by which the state of equilibrium is altered by change of temperature and pressure varies very largely according to the nature of the special reaction concerned. It may be taken as a general law that rise of temperature tends to produce such a change in the equilibrium of the system as is attended by an absorption of heat, whilst a lowering of the temperature has an effect in the opposite direction. Thus when a gas such as nitrogen peroxide, N_2O_4 , is heated to a definite temperature it decomposes to a perfectly definite extent into molecules of the simpler gas, NO_2 , a change which is accompanied by absorption of heat. If now the temperature be raised, the effect is to increase the dissociation of the gas, since thereby an absorption of heat and a consequent fall of temperature is produced. If a reaction proceeds without much evolution or absorption of heat, the effect of change of temperature on the condition of equilibrium is correspondingly small.

The effect of temperature on a chemical reaction is therefore of two kinds. In the first place it increases the velocity of the reaction, and in the second place it alters the final state of equilibrium which is attained. This is well illustrated in the case of hydrogen and iodine, which has been very thoroughly investigated by Lemoine¹ and Bodenstein.² When these two elements are heated together at 290° , several weeks are required for the establishment of equilibrium, in which condition 16·37 per cent. of the total hydrogen is present in the free state; at 448° , on the other hand, the state of equilibrium is reached in a few hours, 23·63 per cent. of the total hydrogen being free.

In the same way increase of pressure produces such a change in the condition of equilibrium as is attended by a diminution of volume. Thus when the external pressure on such a gas as nitrogen peroxide is increased, whilst the temperature is maintained constant, the dissociation of the gas is diminished, this change being accompanied by a diminution of volume,



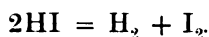
¹ *Ann. Chim. Phys.* 1877, [5], **12**, 145.

² *Zeit. physikal. Chem.* 1896, **13**, 56.

This is shown by the following numbers obtained by E. and L. Natanson¹ at a temperature of 49.7°.

Pressure.	Vapour density.
26.80 mm.	1.663
93.75	1.788
182.69	1.894
261.37	1.993
497.75	2.144

On the other hand increase of pressure produces no change in the equilibrium of a gas such as hydriodic acid at any particular temperature, the decomposition of this substance being unattended by any change of volume.



¹ *Ann. Chim. Phys.* 1885, **24**, 454; 1886, **27**, 656.

SPECTRUM ANALYSIS

76 The following pages contain a short statement of the principles of spectrum analysis, and of the application of these principles to the detection of certain elementary and compound bodies. A complete treatise on spectrum analysis would here be out of place; for the subject has not only now outgrown the space which can be assigned to it in a work like the present, but much diversity of opinion is still expressed on various important points, and a discussion of these views cannot here be attempted.¹

Although the spectroscope has only been employed for chemical investigations since the year 1860, it has been the means of effecting some of most striking discoveries of modern times. By its help the chemist is able to investigate the composition of terrestrial matter with a degree of exactitude previously undreamt of, and the discovery of the following new elementary bodies, as well as many members of the group of rare earths, indicates the importance of the employment of this instrument in chemical analysis:

Cæsium and Rubidium, by Kirchhoff and Bunsen.

Thallium, by Crookes.

Indium, by Reich and Richter.

Gallium, by Lecoq de Boisbaudran.

Helium, by Ramsay.

In addition to this, the application of the methods of spectrum analysis to the investigation of the nature of the light emitted by the heavenly bodies has opened out a completely new field of research, and has laid the foundations of a new science, that of *Celestial Chemistry*. Such has been the progress

¹ See Kayser, *Handbuch der Spectroscopie* (Hirzel, Leipzig, 1903-5); Baly, *Spectroscopy* (Longmans, London, 1905); Watts, *Introduction to the Study of Spectrum Analysis* (Longmans, London, 1904).

made in this direction that we are now not only assured of the existence of many of our well-known terrestrial metals in the atmospheres of the sun and the fixed stars, but we have gained a knowledge of the physical condition of our luminary such as we formerly could not have thought possible, and have even been able to form a definite opinion concerning the physical and chemical constitution of the nebulae and stars.

Moreover it appears that the study of the spectrum is capable of leading to most interesting and important conclusions respecting the structure of the molecule, both at ordinary temperatures and at the highest of which we have any knowledge. It seems also probable that spectrum observations will prove of great assistance in our endeavours to ascertain the structure of the atom and to trace the changes involved in its disintegration.

77 The principles upon which spectrum analysis is founded are simple enough. When any solid or liquid bodies are gradually heated they will all be seen to become luminous at some temperature. If the light which these bodies emit, when they begin to glow or become luminous, be examined by means of a prism, and suitable optical arrangements, we observe that the rays of least refrangibility, viz. the red rays, are first seen and that, as the temperature rises, light of greater refrangibility is gradually emitted, until at last the body gives off blue or violet rays. When this point is reached the substance appears to the naked eye to be white-hot, as all the differently coloured rays, when brought together on to the retina produce the effect which we term white light. It is thus clear that the spectrum of every incandescent solid or liquid is the same, a bright continuous coloured band, whose rays extend without a break through all the colours of the rainbow from red to violet. The case is, however, quite different with gases glowing at a high temperature. The light which these bodies emit does not consist, within a certain limit, of light of all degrees of refrangibility. The spectrum of a glowing gas, instead of being continuous, is more or less broken up. Incandescent gases only emit rays of definite degrees of refrangibility, and their spectra consist, therefore, of bright lines whose position undergoes no change when the temperature is increased. Thus the vapour of sodium emits a yellow light and its spectrum is characterised by a double yellow line having wave-lengths of 5896 and 5890 ten-millionths of a millimetre, and being coincident with the dark lines in the solar spectrum termed by

Fraunhofer the D lines. These two bright sodium lines do not alter their position when the temperature of the vapour is raised; sodium vapour, as soon as it becomes luminous, glows with a yellow light, and by no increase of temperature can it be made white-hot. The peculiar colour of incandescent sodium vapour is best seen by placing, in the non-luminous gas-flame, a small bead of chloride of sodium fused on to the end of a fine platinum wire. The salt volatilises, and the flame is coloured intensely yellow (Fig. 10A).

78 Melville, in 1752, was the first to notice this yellow sodium flame, but he was unacquainted with its cause. In the




FIG. 10A.

year 1822, Sir David Brewster introduced his monochromatic lamp, the first idea being, however, due to Melville. In this same year Sir John Herschel investigated the spectra of many coloured flames, especially those obtained by means of the chlorides of copper and strontium, as well as by boracic acid, and in 1827 he writes concerning these observations—"the colour thus contributed by different objects to flame affords in many cases a ready and neat way of detecting extremely minute quantities of them." Again, Fox Talbot writes as follows in 1826:—"The red fire of the theatres gave a most beautiful spectrum, with many lines or maxima of light. In the red these lines were more numerous, and crowded with dark spaces between them, besides an exterior ray greatly separated

from the rest, and probably due to the nitre in the composition. In the orange was one bright line, one in the yellow, three in the green, and several that were fainter." The extreme delicacy of the sodium reaction and the universal distribution of this element were facts unknown to Talbot, and he consequently attributes the yellow line first to sulphur and afterwards to the presence of water. He adds, "if this opinion"—as to the cause of the production of the lines—"should prove correct and applicable to the other definite rays, a glance at the prismatic spectrum of a flame might show it to contain substances which it would otherwise require a laborious chemical analysis to detect." In 1834 Talbot again writes:—"Lithia and strontia are two bodies characterised by the fine red tint which they communicate to the flame. Now it is very difficult to distinguish the lithia-red from the strontia-red by the naked eye, but the prism betrays between them the most marked distinction which can be imagined. The strontia flame exhibits a great number of red rays well separated from each other by dark intervals, not to mention an orange and a very definite bright blue ray. The lithia exhibits one single red ray. Hence I hesitate not to say that optical analysis can distinguish the minutest portions of these two substances from each other with as much certainty as, if not more than, any known method."

In the year 1845 Dr. Wm. Allen Miller published the results of experiments on the spectra of coloured flames, together with drawings, but owing to the fact that in these researches a luminous flame was made use of, the representations of the several spectra are wanting in clearness and individuality. Swan was the first to point out that the bright yellow line coincident with Fraunhofer's D, which was seen in every flame, is caused by the presence of sodium salts, and it is to him that we are indebted for the discovery of the extreme delicacy of the sodium reaction, and for the proof of the universal distribution of this element.

The earliest observations of the spectra of the metals which cannot be volatilised at the temperature of the non-luminous gas-flame were made in 1835 by Wheatstone. He allowed electric sparks to pass between poles of different metals, and found that the spectra of the sparks thus obtained were dissimilar. From this he concluded that the electric spark resulted from the volatilisation of the metal of the poles. "These

differences," he says, "are so obvious, that one metal may easily be distinguished from another by the appearance of its spark ; and we here have a mode of discriminating metallic bodies more ready than that of chemical examination, and which may hereafter be employed for useful purposes."

In 1855 Ångström thoroughly investigated the nature of the electric spark, proving the important fact that the spark yields two superimposed spectra ; one derived from the metal of the pole, and the other from the gas or air through which the spark passes.

The results obtained by the above-mentioned observers were, however, but little known, and the method was never applied to the solution of problems in analytical chemistry, until the year 1860, when Bunsen and Kirchhoff began their classical researches. It is to these two philosophers that we must in truth ascribe the discovery of the spectrum analytical method, for they were the first to bring to bear upon this subject the sound principles of modern research, and to establish it upon the firm foundation of exact experiment.¹ Their labours soon met with their reward. A new alkali metal (cæsium) was almost immediately discovered,² and the presence of various well-known metals in the solar atmosphere was at the same time ascertained beyond doubt.³

CONSTRUCTION AND USE OF THE SPECTROSCOPE

79 The construction and arrangement of the spectroscope best suited to ordinary chemical purposes is shown in Fig. 11. This instrument consists of a prism (*a*) fixed upon a firm iron stand, and a tube (*b*) called a collimator, carrying the slit (*d*), seen on an enlarged scale in Fig. 13, through which the rays from the coloured flame which is being examined (*c*) fall upon the prism, being rendered parallel by passing through a lens placed at the other end of the tube. The light, having been refracted by the prism (*a*), is received by the telescope (*f*), and the image

¹ Kirchhoff and Bunsen, "Chemical Analysis by Spectrum Observations," Memoir I. *Phil. Mag.* 1860, [4], 20, 89 ; ditto, Memoir II. *Phil. Mag.* 1861, [4], 22, 329, 498.

² *Berlin Acad. Ber.* May 10, 1860 ; *Chem. News*, 1861, 3, 132.

³ *Berlin Acad. Ber.* Oct. 27, 1859 ; *Phil. Mag.* 1860, [4], 19, 193.

magnified before reaching the eye. The small luminous gas-flame (*h*, Fig. 11) is placed so as to illuminate a fixed scale contained inside the tube (*g*); this is reflected from the surface of




FIG. 11.

the prism (*a*) into the telescope, and serves as a means of measuring the position of the lines.

If, as is often the case, it be desired to observe two spectra

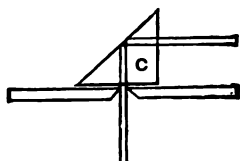


FIG. 12.

simultaneously, so as to compare the position of the lines, this is effected by placing a small prism (*c*, Figs. 12 and 13) over one half of the slit. The rays from a second source of light (*c'*,




FIG. 13.

Fig. 11) may thus be brought into the collimator by internal reflection and the two spectra produced, one occupying the upper half, and the other the lower half of the field of view.

In spectroscopes adapted for more accurate measurements, the

illuminated scale is discarded and the telescope is made to move along a divided circle by means of which the angular dispersion of the various lines may be measured.

Greater dispersion and separation of the lines is attained by the use of a series of prisms instead of a single prism (Fig. 14), but in such instruments the intensity of the light is much weakened and they can therefore only be used with advantage when the source of light is of considerable intensity.

Greater accuracy in definition and wider dispersion are

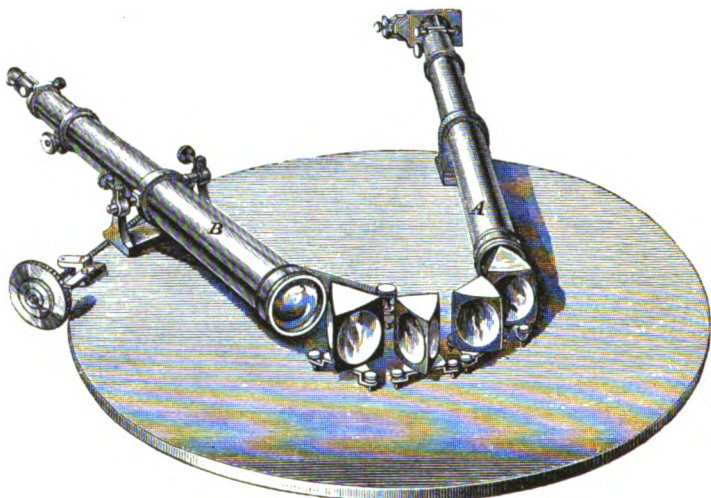


FIG. 14.

attained by the substitution of a diffraction grating, either plane or concave, for the prism, and such gratings, which usually contain from 5,000 to 20,000 lines per inch, are always employed for the most accurate work, when the source of light is of sufficient intensity.

METHODS OF PRODUCING EMISSION SPECTRA.

80 In order to obtain the peculiar spectrum of a chemical substance it is necessary that the light be examined which this substance emits in a state of glowing gas. The method which must be employed for this purpose differs according as the substance is solid, liquid, or gaseous.

FLAME-SPECTRA

81 Slightly volatile substances, such as the salts of the metals of the alkalis and alkaline earths, may be placed upon a fine platinum wire, and this then brought into the non-luminous Bunsen flame. The salts there volatilise, the flame becomes tinged of a characteristic colour, and this coloured flame, when examined by the spectroscope, exhibits the peculiar spectrum of the given substance.

Many substances which yield no bright line spectra in the Bunsen flame do so in the oxy-hydrogen flame.

ARC- AND SPARK-SPECTRA

82 Again, when the substance is non-volatile at the temperature of the non-luminous flame, as is the case with most metals, and requires a much higher temperature to convert it into gas, either a powerful electric spark or the electric arc must be employed. The arrangement used for obtaining the spectra of metals by means of the electric spark is seen in Fig. 15. It is only necessary to allow a powerful and bright spark to pass between poles made of the metal in question to obtain the characteristic bright-line spectrum of the metal, although it is to be remembered that the bright lines of the gases through which the spark passes (the air lines) will likewise be observed.

Another method of examining spark-spectra with especial regard to the easy chemical detection of the difficultly volatile metals was proposed by Bunsen.¹

The spark passes between two small cones of pure porous carbon, these having been impregnated with a solution of a pure compound of the metal under examination. The advantage of this spark-spectrum method is well shown in the case of the detection of the rare allied metals cerium, lanthanum, praseodymium, and neodymium; yttrium and erbium. The chlorides of these metals do not volatilise at the temperature of the non-luminous flame, but yield well-defined and characteristic spark-spectra by which they can, without difficulty, be recognised.

Another method which is of special value for observing the

¹ *Phil. Mag.* 1875, [4], 50, 418, 527.

spectra given by the soluble salts of the metals has been perfected by Lecoq de Boisbaudran. It consists in connecting the solution of the salt with the negative wire from the induction coil and then passing the spark from a positive pole of platinum placed just above the surface of the liquid. This method has proved of great value in the examination of the compounds of rare earths.

For arc-spectra the ordinary arc between carbon points is used, the substance to be examined being placed on the positive pole, or packed in a hole bored along the axis of the carbons. In the case of metals, the poles may be made of the metal itself.

If the body be a gas at the ordinary temperature the gaseous




FIG. 15.

particles can be made to glow, and then to emit the rays which are peculiar to them, by passing an electric discharge through the gas. The colour of the electric spark or discharge will then be found to vary according to the nature of the gas, and an examination by means of a spectroscope of the light then emitted reveals the characteristic spectrum of the gas. The examination of the spectra of gases at low pressures is effected by means of *Geissler's Tubes* (Fig. 16). These contain the gases in a highly rarefied condition, and are furnished with platinum or aluminium wires melted through the glass, and as the rarefied gases offer little resistance to the passage of the electricity, the discharge passes readily through a long narrow tube, heating up in its passage the particles of gas, and thus producing a column of brightly luminous gas. The vapours of

liquids which are easily volatilised can also be examined in this way.

The spectra of gases at the ordinary pressure or under increased pressure can be observed by passing a spark (as described above) between metal poles in an atmosphere of the gas at the required pressure. It must be remembered that in such experiments the lines due to the metallic poles are also seen.

Phosphorescence spectra are shown by many substances when they are exposed to the cathode discharge in a highly exhausted glass bulb (Crookes), this method having been much used for the examination and characterisation of the rare earths.

When the invisible portions of the spectrum are to be examined, it must be remembered that glass is much less



FIG. 16.

transparent to the infra-red rays than to ordinary light and is almost opaque to the ultra-violet rays. These last are, however, transmitted by quartz prisms and lenses, and then can be photographed, or rendered visible by means of a screen coated with some phosphorescent substance such as platinocyanide of barium or potassium. The infra-red spectrum is best obtained by means of a metallic diffraction grating.

MAPPING AND MEASURING SPECTRA.

83 The following method of mapping spectra as observed with a spectroscope provided with an illuminated scale, was proposed by Bunsen as a convenient mode of recording the position, breadth and intensity of the lines constituting the various spectra. "For the purpose of facilitating the numerical comparison of the data of various spectrum observations, we give in Fig. 17 graphical representations of the

observations which are taken from the guiding lines given in the chromo-lithograph drawings of the spectra published in our former memoirs, and in which the prism was placed at the angle of minimum deviation. The ordinate edges of the small

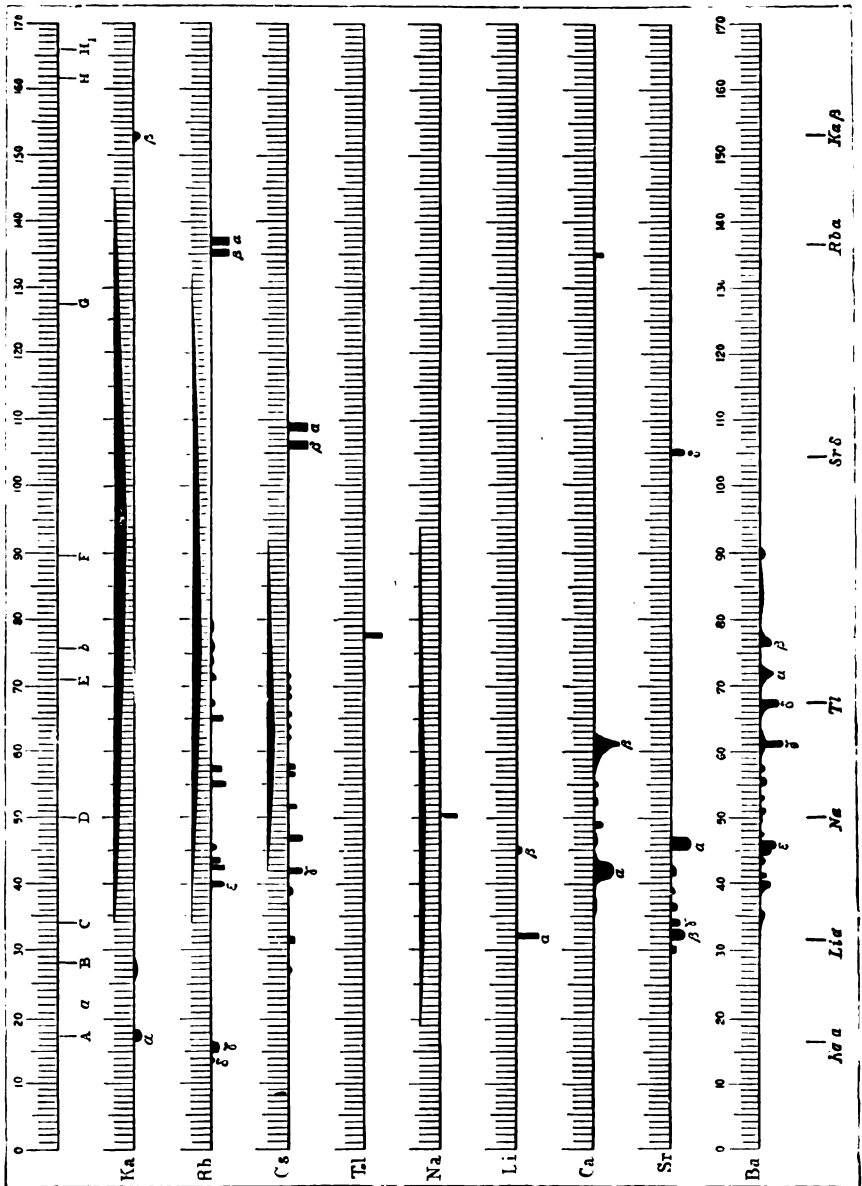


FIG. 17.

blackened surfaces, referred to the divisions of the scale as abscissæ, represent the intensity of the several lines, with their characteristic gradations of shade. These drawings were made when the slit was so broad and the flame of such a temperature that the fine bright line upon the broad Ca α band began to be distinctly visible.

“ This breadth of the slit was equal to the fortieth part of the distance between the sodium line and the lithium line a . For the sake of perspicuity, the continuous spectra which some bodies exhibit are specially represented on the upper edge of the scale, to the divisions of which they are referred as abscissæ.”

The positions of the lines in a spectrum are now generally recorded in terms of their *wave-lengths*, which are usually expressed in ten millionths of a millimeter (1×10^{-7} millimeter) a unit of measurement, which is known as Ångström's unit (A.U.) or as a “tenth meter” since it equals 1×10^{-10} meter. Wave-lengths are, however, sometimes expressed in terms of $\mu = 0.001$ millimeter or of $\mu\mu = 0.000001$ millimeter. For many purposes it is more convenient to deal with the oscillation frequency of the ray, *i.e.* the number of waves in a given unit of length, the centimeter being usually chosen. Thus, the less refrangible yellow sodium line has the wave-length 5896.2 A.U. ($589.62 \mu\mu$; 0.58962μ) and the oscillation frequency 16960.1.

In order to ascertain the wave-lengths of the various lines observed it is necessary to draw a curve which represents the dispersion of the particular instrument which is being employed. This is done by selecting a number of lines as standard lines and plotting the wave-lengths of these as ordinates, and their positions on the scale of the instrument as abscissæ. The curve joining the points thus obtained can then be used for determining the wave-length of a line observed at any position on the scale. Precisely the same process may be carried out with the oscillation frequencies.

Some instruments are provided with illumination-scales, which are divided and numbered so as to permit of the direct determination of the wave-length of any region of the visible spectrum.

The scale is similiar to that shown in Fig. 18 and gives wave-lengths in $\mu\mu$, in accordance with the determinations of Ångström. The divisions of the scale enable the observer

to read directly to the second figure, and to estimate the third.

Thus the wave-length of Fraunhofer's line E is, according to Ångström, $527.3 \mu\mu$. In an instrument made by Zeiss of Jena, the observer would at once see that the line was placed between divisions 52 and 53, and he would determine the fraction of the division to within one-tenth, but probably much nearer; the reading would probably be 52.7, which would give him the wave-length $\mu\mu$ 527.

Such scales are sufficiently accurate for ordinary qualitative work, but can only be employed with a prism of the same dispersive power as that for which they have been constructed.

The most accurate method, however, of recording the spectrum given by any substance is to allow the image of the spectrum to fall upon a photographic plate, which is contained in a holder fitting into a camera which replaces the eye-piece of

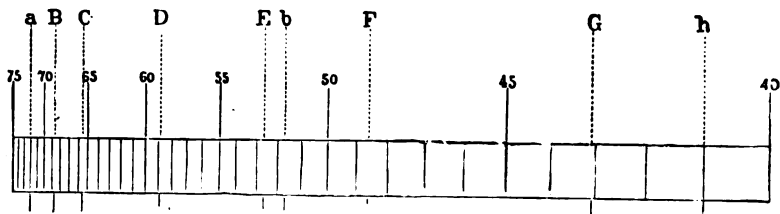


FIG. 18.

the telescope. The great advantage of the photographic method is that it is thus possible to determine with great accuracy the positions of a much larger number of lines than can be done by mere observations with the eye, very faint lines being recorded when the time of exposure is increased. This is shown by the fact that in the portion of the spectrum from wave-lengths 3900 to 4100, the number of lines of twelve metals noted by Lockyer is 416 as against 39 lines observed by Thalén. The photographic method can moreover be extended to those portions of the spectrum which are invisible to the eye.

If the spectrum of some standard substance be photographed on the same plate as the spectrum to be examined, the unknown wave-lengths of the new lines can readily be determined by interpolation from the known wave-lengths of the lines of the standard substance.

It has been found possible to photograph the spectrum from wave-length 20000 A.U. in the infra-red to 1000 in the ultra-violet, but very special methods are required to obtain records beyond the interval 9000-2100. In the infra-red measurements may also be made by means of the bolometer, an instrument devised by Langley, which detects the heating effect of the rays by the change of resistance produced in a thin metallic wire. By the use of this instrument radiations of wave-length 1,000,000 A.U. (0.1 mm.) have been detected.

VARIATION OBSERVED IN SPECTRA.

84 The nature of the spectrum emitted by a gas depends upon the temperature and pressure to which the gas is subjected. When an electric discharge of low intensity is passed through a highly rarefied gas, in a Geissler tube, the spectrum usually consists of a series of broad bright bands, which are made up of a great number of very fine lines crowded closely together, and is termed a channelled-spectrum (Plücker). The band spectrum of the discharge in the neighbourhood of the positive pole is moreover often different from that near the negative pole. At a higher temperature, produced by a discharge of greater intensity, the spectrum consists of bright lines. Finally when the pressure is increased, under certain conditions, many gases are found to give continuous spectra.

These variations are well exemplified by the cases of oxygen and nitrogen, the former of which gives no less than seven different spectra, among which are included the absorption spectra of both oxygen and ozone.

Argon, krypton, and xenon behave in a somewhat different manner from the foregoing gases, yielding two distinct bright line spectra according as the ordinary discharge or the jar discharge is employed.

Further, it is often found that variation in the pressure of the gas or the intensity of the discharge produces a variation in the relative intensity of the lines of the spectrum. Thus in helium at a pressure of 7-8 mm. the yellow lines are the most conspicuous, and the gas glows with a yellow light; whilst at a lower pressure the most conspicuous line is in the green, and the gas glows with a greenish coloured light.

The cause of these variations is at present unknown. It

appears probable, however, that the characteristic spectrum of each element is due to the vibrations of the corpuscles which are present in its atoms (p. 41) rather than to the vibrations of the atom as a whole, so that a change in the spectrum corresponds to some alteration in the mode of vibration of some or all of the corpuscles making up the atom.¹

THE SPECTRA OF THE ELEMENTS.

85 If we compare the spectra of the various elements obtained according to one or other of the above methods, we find that each element yields a characteristic spectrum, consisting of a larger or smaller number of bright lines, and that no two elements have even a single line in common.

These lines do not undergo any alteration in relative position, or in degree of refrangibility, when the temperature is increased. The sodium double yellow line D is always seen at the same position of the spectrum, viz., wave-lengths 5896 and 5890, to whatever temperature the vapour may be raised. The *number* of lines visible in any given spectrum, as well as their relative intensities, may, on the contrary, undergo considerable changes dependent upon the temperature of the glowing gas, the pressure to which it is subjected, and the thickness of the incandescent layer. Thus, for example, the spectrum of lithium, as obtained by placing some salt of the metal in a non-luminous gas-flame, consists of one very bright red line, Li. α , w. l. 6708, and a very faint orange line, Li. β , w. l. 6104. (Fig. 19.) If however, the spectrum of lithium, obtained by placing one of its salts in the electric arc, or even in the oxyhydrogen flame, be examined, a new and splendid blue line (Li. γ), having a wave-length of 4602, makes its appearance, along with several others of less intensity, making in all twenty lines. The same phenomenon is observed in the case of the strontium spectrum (Fig. 19), where no less than four new lines (ϵ , η , κ , and λ) make their appearance on increasing the temperature of the incandescent vapour of the metal.

A very important feature of the spark spectra of the metals was first observed by Lockyer, making use of a method in which the image of the electric arc formed by the incandescence of the

¹ See J. J. Thomson, "Some applications of the theory of electric discharge through gases to Spectroscopy," *Nature*, 1905-6, 73, 495.

metal was projected by a lens on the slit of the spectroscope. By this process he was enabled to examine the spectrum of various portions of the arc, and was thus led to the remarkable discovery that in each metallic spectrum certain lines are not only brighter and more intense than others, but are also *longer* than the rest. That is, that one line of a given metal is seen to stretch across from pole to pole, whilst another line only appears in the neighbourhood of the poles where the temperature is highest, and the density of the incandescent gas may be supposed to be greatest. These longest lines in the spectrum of the metals are the ones which exist in the spectrum produced at lower temperatures.

The application of instruments possessing greater powers of




FIG. 19.

resolution to the study of the spectrum has revealed the fact that the great majority of the bright lines observed in the spectra of the elements are in reality composed of a number of separate lines differing only very slightly in wave-length, but often varying considerably in intensity. Thus, the red line of hydrogen consists in reality of two lines of unequal brightness, differing in wave-length by only 0.14 A.U. Again, the green line of thallium is triple, and certain of the lines of mercury quadruple.

SPECTRA OF COMPOUNDS.

86 It appears probable that every individual compound possesses a characteristic spectrum which consists of broad bands and not of lines like the spark spectrum of an element. It is,

however, impossible in many cases to observe this, because the compound is decomposed before it reaches a sufficiently high temperature to produce a spectrum. Thus when the compounds of one of the alkali metals are introduced into a Bunsen flame the spectrum produced is the same whatever the compound of the metal which is introduced, and consists of lines which are all found in the spark spectrum of the metal. On the other hand the different salts of barium, calcium, or strontium yield different spectra, and these moreover scarcely contain a single line which occurs in the actual spectrum of the metal. Thus, if a bead of calcium chloride be brought into the flame a reddish tint is observed, caused by the volatilisation of the salt. The




FIG. 20.

spectrum of this coloured flame consists of a series of differently coloured broad bands, whose position is indicated by No. 1, Fig. 20, and which are mainly due to the unaltered chloride and the oxide formed from it by calcination. If, now, the same bead be placed between two metallic poles, and a bright electric spark be allowed to strike round the bead, the spark is seen to assume a bright-red tint, and when this coloured spark is observed by means of a spectroscope a spectrum of fine bright lines, shown in No. 2, Fig. 20, is seen. In the first instance the spectrum is that of incandescent calcium compounds; in the second it is that of the metal itself.

RELATIONS BETWEEN THE LINES OF A SPECTRUM.

87 Many attempts have been made to discover whether any relations exist between the wave-lengths of the lines in the spectrum of a given element. It appears from the work of Liveing and Dewar, Hartley, and especially of Balmer, Rydberg, Schuster, and Kayser and Runge¹ that such relations do undoubtedly exist.

In the spectra of many elements certain series of lines have been found, the wave-lengths of which can be expressed as functions of a series of whole numbers.

Kayser and Runge employ the formula :

$$\frac{1}{\lambda} = A - Bn^{-2} - Cn^{-4}$$

in which λ is the wave-length, A, B, and C are constants determined from the observations, and n takes the values of the successive whole numbers.

Rydberg² on the other hand proposes the more rational equation

$$n = n_0 - \frac{109675}{(m + \mu)^2}$$

in which m takes the value of successive whole numbers, n is the oscillation frequency expressed as the number of waves per centimeter, μ is a constant characteristic of the special series, and n_0 is the value of n when m becomes infinite; n_0 is thus the theoretical limit of the series and is termed the *convergence frequency*. Series of this kind were first discovered in the spectrum of hydrogen by Balmer³ but they are best exemplified by the spectra of the alkali metals, all of which appear to be of the same type. Thus the arc-spectrum of sodium may be regarded as consisting of twenty-one pairs of lines and among these there have been detected three series each consisting of paired lines. The first of these is called the

¹ *Trans. Chem. Soc.* 1883, **43**, 390; *Phil. Trans.* 1883, **174**, 187; *Nature*, 1895, **52**, 106; *British Ass.* 1888, 1895; *Wied. Ann.* 1894, **52**, 114.

² *K. Svenska Vetensk. Akad. Handl.* 1890, **23**, No. 11.

³ *Wied. Ann.* 1885, **25**, 80.

principal series, because it contains the most important and conspicuous lines of the spectrum. It consists, in the case of sodium, of seven pairs of lines, the frequency difference between the members of the pairs becoming smaller as the frequency increases, so that the members of the pairs are closer together in the ultra violet than in the visible spectrum.

The second is called the *first subordinate series*, or since the lines are diffuse, the *nebulous series*; it consists of seven pairs, with a constant frequency difference of 17·2 between the members of the pairs. The third is called the *second subordinate series* or the *sharp series*, the lines being sharply defined, and comprises six pairs of lines, also with the constant frequency difference of 17·2. These series account for all the lines in the arc-spectrum of sodium except one pair (wave-length 5676 and 5670).

The equations given by Rydberg for the less refrangible line of the pairs in these three series are

$$\text{Principal series } n = 41452\cdot61 - \frac{109675}{(m + 1\cdot116329)^2}.$$

$$\text{Nebulous series } n = 24470\cdot13 - \frac{109675}{(m + 0\cdot64984)^2}.$$

$$\text{Sharp series } n = 24470\cdot13 - \frac{109675}{(m + 0\cdot988436)^2}.$$

In the principal series the more refrangible lines of the pairs are given when $\mu = 1\cdot117072$; in the other series μ remains constant, but the convergence frequency for the second line of the pair is greater by 17·2.

These formulæ indicate that the two subordinate series have the same convergence frequency, and further bring out a relation of great importance between the principal series and the subordinate series, which is known as the Rydberg-Schuster law, having been independently discovered by these two observers. This consists in the fact that the frequency of the first line of the principal series is equal to the difference between the convergence frequencies of the principal and subordinate series. Thus in the case of sodium this difference is $41452\cdot61 - 24470\cdot13 = 16982\cdot48$, and this number is the oscillation frequency of the less refrangible D line (wave-length 5896·16). Other relations also exist which clearly indicate that these three series are closely

related to each other and are not merely represented by independent empirical formulæ.

Similar relations are found in the spectra of the other alkali metals. In the spectra of the metals magnesium, calcium, strontium, zinc, cadmium and mercury the principal series are wanting or only very scantily represented, but in all these cases the nebulous and sharp series have been found, each composed of triplets of lines instead of the pairs present in the spectra of the alkali metals. It must be remembered that as a rule the spectrum also contains many lines which do not fall into these series.

In other cases such as tin, lead, arsenic, antimony, bismuth, &c., no series have been discovered, but a number of groups of lines of constant frequency difference have been observed. Attempts have been made to connect the existence of these various relations between the lines of a spectrum with the mode of vibration and form of the atom, but no very definite success has yet been attained.¹

RELATIONS BETWEEN THE SPECTRA OF ALLIED ELEMENTS.

88 Relations also undoubtedly exist between the spectra of allied elements and this is well seen in the case of the alkali metals. The resemblance between these spectra was first noticed by Lecoq de Boisbaudran in 1869, the general effect being a shifting of the lines towards the red as the atomic weight increases. Ramage² has carried the matter somewhat further by showing that the oscillation frequencies of the corresponding lines in the series found in the spectra of potassium, rubidium and cæsium bear a simple relation to the squares of the atomic weights of the metals. A somewhat similar relation has been brought out by Marshall Watts,³ who has indicated that the atomic weight of a metal, such as zinc, may be calculated from a comparison between its spectrum and that of an allied metal of known atomic weight such as cadmium. Such a calculation is based on the fact that the differences between the oscillation frequencies of corresponding lines in the two spectra are in the ratio of the squares of the atomic weights of the

¹ See Lindemann, *The Monist*, Jan., 1906, and *Nature*, 1906, 73, 392.

² *Proc. Roy. Soc.* 1902, 70, 1,303.

³ *Phil Mag.* 1903, 5, 293.

metals. Thus taking the following pairs of corresponding lines:

Cadmium.	Zinc.
30654·4 } diff. 1251·1.	32500·0 } diff. 428·7.
31905·5 }	32928·7 }

$$\text{We have} \quad \frac{1251\cdot1}{428\cdot7} = \frac{(111\cdot83)^2}{(65\cdot4)^2}$$

Our knowledge of the whole question of the relations between the separate lines of a spectrum and between the spectra of different elements is still in a very rudimentary state, although the question is one of the most interesting in the whole field of chemical and physical inquiry.

APPLICATION OF THE SPECTROSCOPE TO CHEMICAL ANALYSIS.

89 This instrument is especially valuable in ordinary qualitative analysis for the detection of the metals of the alkalis and alkaline earths, and of the more recently discovered metals thallium, indium, and gallium, inasmuch as the salts of the above metals can be volatilised in the non-luminous gas-flame. The following extract from Bunsen and Kirchhoff's memoir (1860) on this subject gives some idea of the ease and accuracy with which the presence of certain of these metals can be detected, and leads to the conclusion that the sodium salts are universally distributed:

“The following experiment shows that the chemist possesses no reaction which in the slightest degree will bear comparison as regards delicacy with this spectrum analytical determination of sodium. In a far corner of our experiment room, the capacity of which was about sixty cubic meters, we burnt a mixture of three milligrams of chlorate of sodium with milk sugar, whilst the non-luminous colourless flame of the lamp was observed through the slit of the telescope. Within a few minutes the flame, which gradually became pale yellow, gave a distinct sodium line, which, after lasting for ten minutes, entirely disappeared. From the weight of sodium salt burned and the capacity of the room, it is easy to calculate that in one part by weight of air there is suspended less than $\frac{1}{20,000,000,000}$

of a part of soda smoke. As the reaction can be observed with all possible comfort in one second, and as in this time the quantity of air, which is heated to ignition by the flame, is found to be only about 50 cub. cent. or 0.0647 gm. of air, containing less than $\frac{1}{20,000,000,000}$ of sodium salt, it follows that the eye is able to detect with the greatest ease quantities of sodium salt less than $\frac{1}{3,000,000}$ of a milligram in weight. With a reaction so delicate, it is easy to understand why a sodium reaction is almost always noticed in ignited atmospheric air. More than two-thirds of the earth's surface is covered with a solution of chloride of sodium, fine particles of which are continually being carried into the air by the action of the waves. These particles of sea-water cast thus into the atmosphere evaporate, leaving almost inconceivably small residues which, floating about, are almost always present in the air, and are rendered evident to our eyes in the sunbeams. These minute particles perhaps serve to supply the smaller organised bodies with the salt which larger animals and plants obtain from the ground. In another point of view, however, the presence of this chloride of sodium is of interest. If, as is scarcely doubtful at the present time, the explanation of the spread of contagious disease is to be sought for in some peculiar contact action, it is possible that the presence of so antiseptic a substance as chloride of sodium, even in almost infinitely small quantities, may not be without influence upon such occurrences in the atmosphere.

“By means of daily and long-continued spectrum observations it would be easy to discover whether the alterations of intensity in the line $\text{Na}\beta$ produced by the sodium in the air have any connection with the appearance and the direction of march of an epidemic disease.

“The unexampled delicacy of the sodium reaction explains also the well-observed fact, that all bodies after a lengthened exposure to the air show the sodium line when brought into a flame, and that it is only possible in a few salts to get rid of the line even after repeated crystallisation from water which has only been in contact with platinum. A thin platinum wire freed from every trace of sodium salt by ignition, shows the reaction most visibly on allowing it to stand for a few hours in the air; in the same way the dust which settles from the air in a room shows the bright line $\text{Na}\alpha$. To render this evident it is only necessary to knock a dusty book, for instance, at a distance

of some feet from the flame, when a wonderfully bright flash of the yellow band is seen."

In like manner the metal lithium before the year 1860 was only known to exist in a few rare minerals. It is now ascertained that lithium compounds are most widely distributed, occurring not only in every mineral spring, but in river and sea-water, in the juices of almost every plant, and even in human blood and muscular tissue.

Again, to quote from Bunsen's Memoir: "Minerals containing lithium, such as triphylline, triphane, petalite, and lepidolite require only to be held in the flame in order to obtain the bright line in the most satisfactory manner. In this way the presence of lithium in many feldspars can be directly detected as, for instance, in the orthoclase from Baveno. The line is only seen for a few moments, directly after the mineral is brought into the flame. In the same way the mica from Altenburg and Penig was found to contain lithium, whereas micas from Miask, Aschaffenburg, Modum, Bengal, Pennsylvania, &c., were found to be free from this metal. In natural silicates which contain only small traces of lithium this metal is not observed so readily. The examination is best conducted as follows: A small portion of the substance is digested and evaporated with hydrofluoric acid or fluoride of ammonium, the residue moistened with sulphuric acid and heated, the dry mass being dissolved in absolute alcohol. The alcoholic extract is then evaporated, the dried mass again dissolved in alcohol, and the extract allowed to evaporate on a shallow glass dish. The solid pellicle which remains is scraped off with a fine knife, and brought into the flame by the thin platinum wire. For one experiment $\frac{1}{10}$ th of a milligram is in general quite a sufficient quantity. Other compounds besides the silicates, in which small traces of lithium require to be detected, are transformed into sulphates by evaporation with sulphuric acid or otherwise, and then treated in the manner described.

"In this way we arrive at the unexpected conclusion that lithium is most widely distributed throughout nature, occurring in almost all bodies. Lithium was easily detected in forty cubic centimeters of water of the Atlantic Ocean, collected in 41° 41' N latitude and 39° 14' W. longitude.

"Ashes of marine plants (kelp) driven by the Gulf Stream on to the Scottish coasts contain evident traces of this metal.

All the orthoclase and quartz from the granite of the Odenwald which we have examined contains lithium. A very pure spring water from the granite in Schleierbach, on the west side of the valley of the Neckar, was found to contain lithium, whereas the water from the red sandstone which supplies the Heidelberg laboratory was shown to contain none of this metal. Mineral waters, in a liter of which lithium could hardly be detected according to the ordinary methods of analysis, gave the line *Lia* even if only a drop of the water on a platinum wire were brought into the flame. All the ashes of plants growing in the Odenwald on a granite soil as well as Russian and other potashes contain lithium.

“Even in the ashes of tobacco, in vine leaves, in the wood of the vine and in the grapes, as well as in the ashes of the crops grown on the Rhine plains near Wüghausel, Deidesheim, and Heidelberg, on a non-granite soil, was lithium found. The milk of the animals fed on these crops also contains this widely diffused metal.”

90 *Discovery of New Elements.* The discovery by Bunsen of two new alkali metals in the mineral water of Dürkheim,¹ was one of the first results of the application of the spectroscope to chemical analysis. Both of these new elements are contained in the mineral water in extremely small quantities, so that 44,000 kilos. of the water had to be evaporated in order to obtain 16.5 grams of the mixed chlorides. The first of these new metals yields a spectrum distinguished by two splendid bright blue lines, and hence the name *Cæsium* (*cæsius*, the blue colour of the sky) was given to it. The second new metal is characterised by a spectrum which contains a bright red line less refrangible than the potassium line *Ka*, and also a line in the violet. As the red line is the one by which the presence of this metal can be most readily and certainly detected, Bunsen gave to it the name of *Rubidium* (*rubidus*, dark-red).

Since the discovery of these two bodies by Bunsen in 1860, chemists have recognised the presence of both these metals in very varied situations; one of them, rubidium, being comparatively widely distributed, and found in very many mineral waters. Thus, for example, the celebrated water of Bourbonne-les-Bains contains 0.032 grm. of chloride of cæsium, and 0.010 grm. of chloride of rubidium in one liter of water; whilst in the well-known springs of Vichy, Gastein, Nauheim,

¹ An analysis of this water is found at p. 320 of Vol. I.

Karlsbrunn, and many more, either one or both of these new metals have been discovered. Rubidium has been found to be more widely diffused than cesium, occurring in animate as well as in inanimate nature. It has been found in beetroot, in tobacco, in the ash of the oak (*Quercus pubescens*), in coffee, in tea, and in cocoa.

In their general chemical characters, as in their spectroscopic relations, these two new metals exhibit the closest analogy with potassium. So much so is this the case, that without the aid of the spectroscope and the differences which the spectra of these three metals present, it was absolutely impossible to distinguish between them. Chemists had, in fact, experimented upon cesium but had mistaken it for potassium. (See under Cesium.)

Soon after the discovery of the new alkali metals by Bunsen, Crookes, in 1861, proved the presence of a third new metal in a seleniferous deposit from a sulphuric acid chamber at Tilkerode in the Harz. To this new element he gave the name of *Thallium*, from *thallus*, a young twig, owing to the bright green colour which this substance and its compounds impart to the non-luminous flame. The spectrum of thallium is a simple one, consisting of one bright green line (Tl α), having a wave-length of 5,349. Thallium has since been shown to be frequently contained in iron-pyrites and several other minerals, so that it is a somewhat widely distributed element. It exhibits very remarkable and interesting chemical properties, since in certain respects it closely resembles the metals of the alkalis, whilst in others it more nearly approaches the heavy metal lead. Hence thallium was very appropriately termed by Dumas the ornithorhynchus amongst the metals.

A fourth new metal was discovered in the year 1864, by Reich and Richter, in Freiberg. They gave to this substance the name of *Indium*, owing to the fact that it imparts a dark-blue or indigo tint to the flame, and its spectrum consists of two indigo-coloured lines. It has been found, although in small quantities only, in the zinc-blendes from Freiberg, Goslar, and a few other places.

In 1875, Lecoq de Boisbaudran found a fifth new metal in zinc-blendes from the Pyrenees. To this substance he gave the name of *Gallium*. Its spectrum consists of two violet lines, which are best seen in the arc-spectrum. The brightest of these lines has a wave-length of 4172, the second line having a wave-length of 4033.

The application of spectrum analysis to the study of the rare earths has made us acquainted with a very large number of new substances, among which may be mentioned scandium, ytterbium, and samarium, although it is not yet certain that all of these are individual substances. Of surpassing interest is the discovery by Ramsay of helium in the gas evolved by the action of sulphuric acid on clèveite, a rare uranate of uranyl, lead, and the rare earths. The gas evolved in this reaction was supposed by certain observers to be nitrogen, but an examination of its emission-spectrum showed that this differed entirely from that of nitrogen, and was characterised by a double yellow line of wave-length 5876 which occupies the same place in the spectrum as a double dark line in the solar spectrum. This solar line had been previously observed, and since it did not coincide with a bright line of any known element had been ascribed by Lockyer to an element which he named helium, since it occurred in the sun but not in the earth. Further investigations have shown that the gas in question contains this solar element, which is also present in the atmosphere. (Vol. I., p. 908).

ABSORPTION-SPECTRA.

91 In accordance with the important optical law known as the law of exchanges, every incandescent body is capable of absorbing, at the same temperature, exactly those kinds of rays which it emits. Hence a glowing body which yields a continuous spectrum exhibits, at the same temperature, a continuous absorption, whilst those bodies whose emission-spectra are broken or discontinuous yield, under similar conditions of temperature, absorption-spectra which are in like manner broken or discontinuous. This selective absorptive action of glowing gases is strikingly shown in the case of sodium vapour. If a small piece of this metal be burnt in an iron cup in front of the slit of the spectroscope the bright yellow sodium lines will at first be seen, but they will soon be replaced by two dark lines which are exactly coincident with the bright yellow lines, and are seen upon a background of a bright continuous spectrum (Fig. 21). The sodium spectrum has thus been *reversed*, inasmuch as the yellow rays in passing through the sodium vapour have been absorbed, whilst the particles of glowing

oxide of the metal yield a continuous spectrum. Sodium vapour is opaque to the yellow D rays. In a similar way the bright lines of the emission-spectra of lithium, calcium, strontium, barium, as well as of magnesium, copper, and several other heavy metals, have been reversed, or the absorption-spectra of




FIG. 21.

these metals have been obtained. The numerous fine black lines seen in the solar spectrum and known as *Fraunhofer's lines* are produced by the reversal of the spectra of hydrogen, sodium, calcium, iron, magnesium, and other metals which are present in the state of luminous gas in the solar atmosphere.




FIG. 22.

This selective absorption is exhibited by nearly all substances in some portions of the spectrum, although in many cases it is confined to the non-visible region. The dark absorption bands seen when white light passes through the vapour of iodine (No. 1, Fig. 22) and those first observed by Brewster in the red fumes of nitrogen peroxide (No. 2, Fig. 22) are good examples

of this selective absorptive power of gases. Even some colourless gases, such as aqueous vapour, possess a strong power of selective absorption when a column of sufficient depth is examined (Rain-band).

In addition to the production of bands and lines, there is often a general absorption extending over a considerable extent of the spectrum. The measurement of the exact position, extent and character of the absorption bands is a matter of considerable difficulty, since they are often diffuse, with badly defined edges. In such cases the position of maximum absorption must be found by photometric measurement and a series of observations must be made on different thicknesses of the substance, in order to ascertain how the bands vary in intensity and extent.

The arrangement shown in Fig. 23 is one which may be used




FIG. 23.

for examining the absorption-spectra of gases by means of a direct-vision spectroscope.

The absorption-spectrum of a substance when examined at a lower temperature than that at which the bright line spectrum is obtained, is not, as a rule, identical with the emission-spectrum. Thus the dark absorption lines seen in chlorine are not identical with, or even analogous to, the bright lines of the emission-spectrum of chlorine.

The dark absorption bands of iodine on the other hand correspond with the emission band spectrum obtained at a low pressure in a Geissler tube and also in the flame.

Characteristic absorption spectra are also shown in the visible region by coloured liquids and solutions, whilst many liquids which appear perfectly colourless produce selective absorption in the ultra-violet or infra-red.

92 According to the theory of electrolytic dissociation, salts in dilute aqueous solution are almost completely ionised, and Ostwald pointed out that it follows from this that the colour and absorption of dilute solutions must be due to the presence of a particular "colour producing" ion. The absorption of dilute solutions of all salts yielding the same "coloured" ion should therefore be the same whilst in more concentrated solutions the absorption would be due both to the undissociated molecules and to the ions, and would therefore be modified in character.

The fact that the different salts of a metal may show absorption spectra which differ in certain respects was observed in 1866 by Bunsen in the case of didymium, and has been confirmed for neodymium and praseodymium, the constituents into which Bunsen's didymium has since been resolved, and for many other salts. Dilution of the solutions of these salts, however, does not invariably bring about complete identity of absorption, and a striking instance of this is afforded by the metallic nitrates, each of which shows a characteristic absorption spectrum in the ultra-violet, differing according to the metal which is present (Hartley).

In other cases, examples of which are the bromide, chloride, nitrate and sulphate of copper (Ewan) and the metallic permanganates (Vaillant), the absorption spectra of the different salts are practically identical, but are not greatly altered by dilution, although the dissociation is thereby much increased.

It is evident that the absorption produced by aqueous solutions of salts is a very complex phenomenon, the complete analysis of which has not yet been effected.

93 Solutions of metallic salts are not the only liquids which exhibit this power of selective absorption. Many organic liquids possess it in a high degree, and by this means complicated liquids of animal and vegetable origin can be easily distinguished when no other method can be employed. As an example of selective absorption in organic liquids, the spectrum reaction of the blood may be cited. No. 1, Fig. 24, exhibits the two dark bands, situated between Fraunhofer's D and E, seen in oxidised blood and due to oxyhæmoglobin. No. 2 on the same figure shows the absorption-spectrum of deoxidised or venous blood, consisting of one dark band. By the action of an acid on blood the oxyhæmoglobin is converted into hæmatin yielding a different absorption-spectrum. The hæmatin, like

the oxyhæmoglobin, is capable of undergoing oxidation and reduction. The absorption bands of hæmatin are shown in

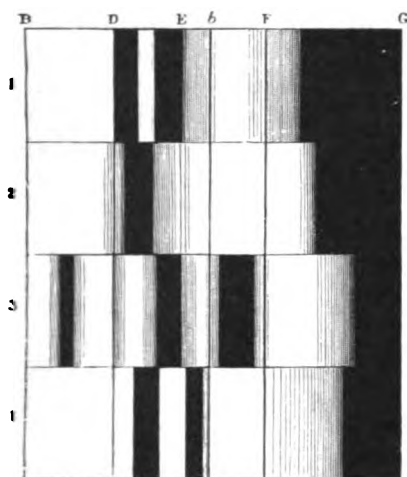


FIG. 24.

Nos. 3 and 4, Fig. 24. Another interesting fact with regard to blood-spectra is that the blood when it contains very small

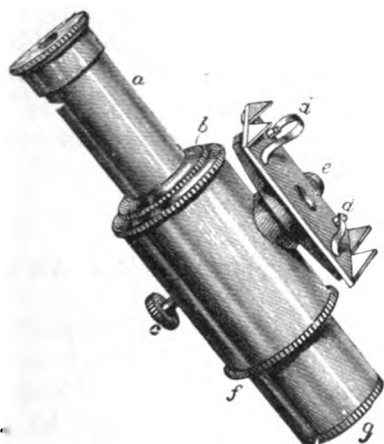


FIG. 25.

quantities of carbon monoxide in solution exhibits a very characteristic set of absorption bands. Carbon monoxide acts, however, as a very violent poison, and these bands are seen

in the blood of animals which have been suffocated in the fumes of burning charcoal. In the same way the peculiar compound which hæmoglobin forms with hydrocyanic acid yields a characteristic absorption-spectrum. The instrument with which these absorption-spectra can be observed with extremely small quantities of the liquids is a spectroscope placed in connection with a microscope, the construction of which is shown in Fig. 25. The eyepiece contains prisms so arranged that the refracted rays pass in a straight line from the object into the eye. Such spectroscopes are termed direct-vision instruments, and are very portable and useful forms of the apparatus. This instrument, in the hands of Sorby, has proved capable of detecting $\frac{1}{10000}$ part of a grain of blood in a blood-stain.

The same observer states that wines of different vintages may be distinguished by a variation in their respective absorption-spectra.¹

Many substances which are transparent to ordinary light show very characteristic absorption bands in the ultra-violet or infra-red portions of the spectrum. Thus Abney and Festing² have ascertained the position of the bands and lines produced in the infra-red spectrum by many elements and groups of elements and radicals, whilst Hartley³ has shown that the aromatic compounds are characterised by well-marked absorption bands in the ultra-violet, the position of the bands being intimately connected with the constitution of the substance, and he has even been able to decide between several possible constitutional formulæ for a substance by the character of its ultra-violet absorption spectrum.⁴

COMPOSITION OF THE SOLAR ATMOSPHERE.

94 When sunlight is allowed to fall upon the slit of a spectroscope, the solar spectrum thus obtained is observed to differ essentially from the spectra which we have hitherto considered. A bright band is seen stretching from red to violet, but this

¹ *Chem. News*, 1869, p. 295.

² *Proc. Roy. Soc.*, 1881, **31**, 416; 1881, **32**, 258.

³ *Journ. Chem. Soc.* 1885, 685; 1888, 641.

⁴ See Hartley, "Relation between Absorption and Constitution of Organic Substances," Kayser, *Handbuch der Spectroscopie*, vol. ii. chap. 3 (Hirzel, Leipzig, 1905), where a detailed account of this subject is given.

band is cut up by a very large number of fine black lines. These lines are always present, and always occupy the same




FIG. 26.

relative position in the solar spectrum—they are, in fact, shadows in the sunlight. They were first noticed by Wollaston, but first

carefully mapped by Fraunhofer, the principal lines being designated by him with the letters of the alphabet. Fig. 26 is a reduced facsimile of Fraunhofer's original map.

The cause of these dark solar lines was long a mystery. Fraunhofer finding that sunlight, both direct and reflected as moonlight, always gave the same lines, whereas the light of the fixed stars contained different dark lines, came to the conclusion in 1814 that these dark lines were produced in the solar atmosphere, and not by the light passing through the intervening space, or through our own atmosphere.

It was not until the year 1860 that the true cause of the production of these lines was first clearly proved by Kirchhoff, not, however, before the same cause had been suggested as a possibility by Stokes. Kirchhoff was engaged in the comparison of the bright lines of certain metallic spectra with the dark lines in the sun. To his astonishment he found that *all* the bright lines of such metals as iron, calcium, and magnesium have dark representatives in the solar spectrum. Not only has each bright metal line a dark one coincident with it, but the breadth and intensity of the bright metal line are as a rule reproduced in the dark line in the solar spectrum, so that if a solar and a metal spectrum be allowed to fall one below the other in the field of the telescope, *all* the bright lines of the metal are seen to be coincident with dark lines. Other metals, such for instance as gold and antimony, exhibit no such coincidences. Not one single bright line of these is found coincident with a dark solar line. Hence it is clear that there must be some kind of connection between the bright lines of these metals and the dark solar lines. Such coincidences cannot possibly be the result of mere chance. The coincidence of the *dark* solar lines with the *bright* iron lines is caused by the presence of iron in the sun's atmosphere.

We have already seen that the spectrum of sodium can be reversed. By passing the light from incandescent sodium through the vapour of the metal the bright yellow double line is changed to a dark one. If the solar atmosphere contain the vapours of sodium, of iron, of magnesium, of calcium, &c., in the state of glowing gas, and if white light from the incandescent mass beneath pass through these vapours, the effect produced will be exactly that which is in fact observed.

“As this is the only assignable cause, the supposition appears to be a necessary one. These iron vapours might be

contained either in the atmosphere of the sun or in that of the earth. But it is not easy to understand how our atmosphere can contain such a quantity of iron vapour as would produce the very distinct absorption-lines which we see in the solar spectrum; and this supposition is rendered still less probable by the fact that these lines do not appreciably alter when the sun approaches the horizon. It does not, on the other hand, seem at all unlikely, owing to the high temperature which we must suppose the sun's atmosphere to possess, that such vapours should be present in it. Hence the observations of the solar spectrum appear to me to prove the presence of iron vapour in the solar atmosphere with as great a degree of certainty as we can attain in any question of physical science" (Kirchhoff).

By observing the coincidences of these dark lines with the bright lines of terrestrial metals, we arrive at a knowledge of the occurrence of such metals in the solar atmosphere. The elements whose existence in the sun has now been ascertained, thanks to the labours of Kirchhoff, Ångström, Thalén, Lockyer, Kayser, Runge, and Rowland, are the following:

Elements contained in the Sun's Atmosphere.

Aluminium.	Glucinium.	Rhodium.
Barium.	Helium.	Scandium.
Cadmium.	Hydrogen.	Silicon.
Calcium.	Iron.	Silver.
Carbon.	Lanthanum.	Sodium.
Cerium.	Lead.	Strontium.
Chromium.	Magnesium.	Tin.
Cobalt.	Manganese.	Titanium.
Columbium.	Molybdenum.	Vanadium.
Copper.	Neodymium.	Yttrium.
Erbium.	Nickel.	Zinc.
Germanium.	Palladium.	Zirconium.

Presence Doubtful.

Iridium.	Platinum.	Thorium.
Lithium.	Potassium.	Tungsten.
Nitrogen.	Ruthenium.	Uranium.
Osmium.	Tantalum.	

STELLAR SPECTRA.

95 In a similar way W. Allen Miller and Huggins have succeeded in proving that the elements hydrogen, sodium, calcium, magnesium, iron, bismuth, tellurium, antimony, and mercury occur in the atmosphere of the star Aldebaran, whilst other stars have been shown to contain other elements. The photographic mode of record was applied by Huggins to the spectra of stars, and has yielded permanent pictures of the dark lines in the stellar spectra drawn by nature herself.

From the observations of Secchi and Vogel, it appears that the stars may be divided into three main classes according to the general nature of the spectra which they present. In those of the first class metallic vapours are absent from the atmosphere of the star, or if present have only a very slight absorptive power. The spectra of such stars are characterised by four dark lines corresponding in position to the bright lines of hydrogen, as is the case in Sirius, Vega, and most white stars, or by faint dark metallic lines unaccompanied by strong hydrogen lines, or again by bright hydrogen lines as well as the bright helium line (α Lyra, γ Cassiopeia). The second group contains the yellow stars such as Pollux, Capella, Aldebaran, &c., the spectra of which resemble that of the sun, containing numerous dark lines due not only to hydrogen but also to metals. The members of the third group, which comprises the red and blue stars such as Betelgeux and α Hercules, in addition to some dark lines show channelled-space spectra, which are probably due to the presence of chemical compounds in their atmospheres. Some of the stars of this group appear to contain some compound of carbon in the incandescent state. Nebulae show, as a rule, very simple spectra of bright lines, among them those of hydrogen and helium, together with others not yet identified.

The simpler a spectrum is, the simpler must be the composition of the body which yields that spectrum. Arguing upon these premisses, Lockyer concludes that the atmospheres of the whiter stars contain the fewer elements and those of smaller atomic weight, and that as the peculiar colour of the star becomes more distinct its atmosphere becomes more complicated. These results, coupled with the well-known fact that dissociation of chemical compounds uniformly takes place if the

temperature be only sufficiently high, have led Lockyer to suggest that, the heat being greatest in the whitish stars, their simple spectra can be best explained by the existence of a temperature sufficient to dissociate the substances to which on this earth we give the name of elementary bodies.¹

¹ For further information see Roscoe's *Lectures on Spectrum Analysis*, fourth edition, Macmillan and Co., 1885; Lockyer's *Chemistry of the Sun and Inorganic Evolution*, Macmillan and Co.; and also *Proc. Roy. Soc.* 1887, p. 37; 1888, p. 117.

CRYSTALLOGRAPHY.

96 When a chemical substance passes from the gaseous or the liquid state into that of a solid, it generally assumes a definite geometrical form, and is said to *crystallise*.

A *crystal* is a solid body, formed in this way, and bounded by plane surfaces. As a rule, every chemical substance in the solid state possesses a distinct form in which it usually crystallises, and by which it can be distinguished.

The occurrence of various mineral substances in distinct crystalline forms was noticed by the ancients, and they gave the name crystal (*κρύσταλλος*, ice) to one of these, viz., to quartz or rock-crystal, because they believed that this body owed its formation to the effect of cold. The Latin Geber was aware that crystals can be obtained artificially by the evaporation of a solution of a salt. He describes the production of several chemical compounds in the crystalline condition, and shows how they may be purified by recrystallisation. Many years, however, elapsed before this property of matter was regarded as anything more than an unimportant one. Libavius, it is true, asserted in the year 1597 that the nature of the saline components of a mineral-water could be ascertained by an examination of the crystalline forms of the salts left on the evaporation of the water. But so imperfect were the views regarding the formation of crystals that Lemery classed crystals simply according to their thickness, believing that this was dependent upon the size of the ultimate particles of the acids contained in the salts. In the year 1703, Stahl pointed out that the compounds obtained by the action of acids upon sea-salt crystallised in forms different from those assumed by the corresponding compounds of potash, and hence he concluded that sea-salt contained a peculiar alkali, distinct from the common alkali potash. Gulielmini appears to have held much more

rational views than Lemery concerning the formation of crystals. In his *Dissertatio de Salibus*, published in 1707, he asserts that the smallest particles possess definite crystalline forms, and that the differences in form which we observe between the crystals of alum, nitre, and sea-salt are caused by similar differences existing between the forms of the smallest particles.

It is, however, to Haüy (1743—1822) that we are indebted for the foundations of the science of crystallography. Haüy was the first to point out the fact that every crystalline substance possesses certain definite and characteristic forms in which it crystallises, and that all these different forms can be derived from one fundamental form which can be ascertained by measurement of the angles of the crystal. Upon this principle he founded in 1801 his celebrated system of the classification of minerals.

General Characteristics of Crystals.—A crystal of any substance is characterised, in the first place, by its special geometrical form, and in the second place, by its physical properties, both of which we must suppose to be due to the special mode of arrangement of the particles of which the crystal is built up. In an amorphous, or non-crystalline, substance the physical properties are as a rule the same in every direction throughout its mass, whilst in a crystalline substance this cannot be the case for all of them. Thus, for example, under ordinary conditions light travels through a piece of glass at the same rate in whatever direction it may happen to pass, whilst in a crystal of quartz or calc-spar the rate is different in different directions. The physical properties are even more characteristic of a crystalline substance than the geometrical form which it assumes, and can be recognised in fragments of the substance in which the characteristic crystalline form may be quite unrecognisable.

Parts of a Crystal; Faces, Edges, and Angles.—The plane surfaces by which crystals are bounded are termed *faces*. The straight lines formed by the intersection of two contiguous faces are termed *edges*. *Solid angles* or *corners* are made by the intersection of three or more faces at a point; they are sometimes termed summits, and are distinguished as three-faced, four-faced, &c., according to the number of faces by which they are formed.

Similar faces are those which resemble each other in form and have a similar relative position. *Dissimilar faces* are those

which are unequal and occupy different positions. The crystals represented by Figs. 27 and 28 are bounded by similar faces; that shown in Fig. 29 is bounded by dissimilar faces. In Fig. 29 the four-sided faces lying between four triangular faces are similar, and these latter constitute another similar set.

Simple and Complex Forms.—A crystal which is bounded entirely by similar faces is termed a simple form. A form in which dissimilar faces occur is termed a complex form, or a combination. Every complex form is made up of two or more simple forms. This will be understood if we imagine one set of its similar faces to be extended until all the other

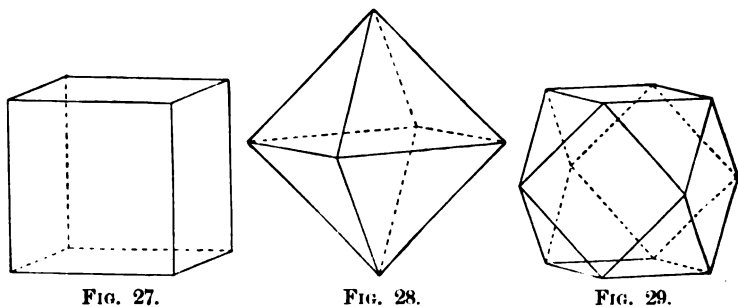


FIG. 27.

FIG. 28.

FIG. 29.

faces have disappeared. Thus, if the triangular faces in Fig. 29 be extended until they enclose space, the form will become that of the octahedron (Fig. 28); whereas a similar extension of the square faces gives rise to a cube (Fig. 27).

SYMMETRY OF CRYSTALS.

97 Plane of Symmetry.—Any plane which divides a crystal into two parts which are geometrically similar, so that one part bears the same relation to the other as it would to its image in a plane mirror placed in the same position as the dividing plane, is called a *plane of symmetry*. Thus in Fig. 30, representing a double pyramid with a square base, the planes ABCD, BEDF, and AECF are all planes of symmetry, each of which divides the figure into symmetrical halves.

Axis of Symmetry.—If the whole form (Fig. 30) be rotated about the line EF through an angle of 90° , the line AC will take the position BD, and the figure presents precisely the

same appearance as before. Hence EF is termed an *axis of symmetry*, and, since in the course of a complete revolution about this axis the original figure occurs four times, it is further termed an axis of *four-fold symmetry*, or a *tetragonal axis*. If the rotation be carried out about the axis BD, which is not equal to EF, but is equal to AC, the original figure is only reproduced after a rotation of 180° , and the axis is termed one of *two-fold symmetry*, or a *digonal axis*. In the same way there may be axes of three-fold symmetry (trigonal axes) and of six-fold symmetry (hexagonal axes).

Centre of Symmetry.—When each face of a crystal is accompanied by a parallel face, the crystal is said to possess a centre of symmetry. Thus in Fig. 30 the faces occur in parallel pairs, e.g., ABE and DCF, about the point of intersection of the dotted axes, which point is therefore the centre of symmetry of the crystal.

The symmetry of all crystals is made up of these three elements, the centre, the axis, and the plane of symmetry, each of which may occur alone or in combination with either or both of the two others. Thus, for example, the cube possesses a centre of symmetry, nine planes of symmetry, and no fewer than thirteen axes of symmetry.

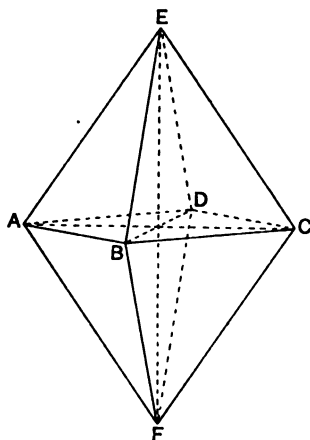


FIG. 30.

An axis of symmetry which is the only one of its kind possessed by a crystal is termed a *principal axis of symmetry*. Thus in Fig. 30 the axis EF, which is the only axis of four-fold symmetry, is a principal axis. When a principal axis is perpendicular to a horizontal plane of symmetry, the symmetry of the crystal is said to be *equatorial*; thus the crystal represented in Fig. 30, in which the principal axis EF is perpendicular to the plane of symmetry ABCD, is characterised by equatorial symmetry. On the other hand, when a crystal possesses an axis of symmetry, without either a centre of symmetry or a plane of symmetry perpendicular to the axis, it is said to be *polar*, since the arrangement of faces at one end of the axis is independent of that at the other (Fig. 115, p. 212). When a four-fold axis of symmetry is also the inter-

section of four planes of symmetry, it is termed a di-tetragonal axis; and in the same way we have the di-trigonal axis, which is one of three-fold symmetry and at the same time forms the intersection of three planes of symmetry; or again, the di-digonal and the di-hexagonal axis.

A crystal is said to be *holoaxial* when it possesses no planes of symmetry but has an axis of n -fold symmetry perpendicular to n digonal axes. This is exemplified in a form (Fig. 31), which contains no plane of symmetry, but has a digonal axis (Z) perpendicular to two digonal axes (X and Y). Such crystals have no centre of symmetry, and can exist in two modifications which have the same relation to each other as an object to its image in a plane mirror, but cannot be brought into coincidence. These

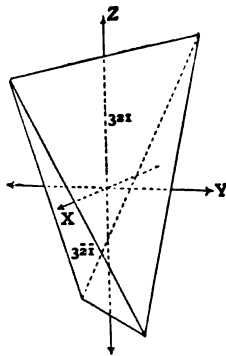


FIG. 31.

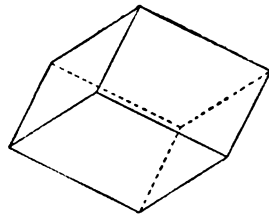


FIG. 32.

are termed *enantiomorphous* forms. (See Figs. 76, 77, p. 200.) In some cases in which an axis of symmetry exists without a plane of symmetry at right angles to it, the faces at the lower end of the axis can be derived from those at the upper by rotating the latter through a certain angle about the axis and imagining them reflected in a horizontal mirror. In such a case the axis is termed an axis of *alternating symmetry*. The vertical axis of the rhombohedron (Fig. 32) is of this kind, and it will be seen that the three lower faces can be derived from the three upper by rotating the latter about the vertical axis through 60° and then reflecting the resulting form in a horizontal mirror.

98 The symmetry of a crystal is physical as well as geometrical, the two halves into which a crystal is divided by a plane of symmetry being physical, as well as geometrical, counterparts.

The faces, moreover, which are crystallographically symmetrical are also similar in physical properties. Thus the eight faces of a simple octahedron of the regular system, such as a crystal of alum (Fig. 28), are all of the same degree of brightness and are all attacked by solvents in a similar manner, the figures produced in this way on the surface, known as *etch figures*, being similar in shape and position on each face. On the other hand, zinc blende occurs in octahedral crystals which are in reality combinations of two tetrahedra (p. 186), and in this case four of the faces can be distinguished from the other four, either by the different character of the surface or by the action of a solvent, such as hot hydrochloric acid, showing that these crystals have a less degree of symmetry than those of alum, and are not simple octahedra, but complex forms.

The degree of symmetry of a crystal can often be ascertained directly from the study of the etch figures produced on its faces, since these correspond in symmetry of shape and position with the symmetry of the crystal.

99 *Crystallographic Axes and Symbols.*—For the sake of convenience it is usual to select three (or in the hexagonal system four) lines intersecting in a point as axes to which the faces of the crystal may be referred. Whenever possible, axes of symmetry are chosen for this purpose, and are termed the *crystallographic axes*, but any three lines parallel to possible edges of faces of the crystal may be chosen. Thus in the regular system the three axes of four-fold symmetry, which are parallel to the edges of the cube, are taken as the crystallographic axes, these being all at right angles to each other; whilst in the orthorhombic system the three axes of two-fold symmetry, which are also at right angles, are chosen.

In order to express briefly the position of any face with reference to these axes, the lengths cut off by this face from the three axes are expressed in terms of the lengths cut off by a face of one of the simple forms of the crystal, the simplest pyramid, each face of which cuts all the three axes, being generally taken. The ratio of the lengths thus cut off from the axes by this fundamental face is known as the *axial ratio*.

In the regular system each face of the simplest pyramid, the regular octahedron (Fig. 33), cuts all the axes at equal distances from their point of intersection, since the three axes are interchangeable, and hence the crystal made up of such faces

may be known by the formula $a : a : a$ (Weiss), or still more shortly O (contracted from octahedron; Naumann). A crystal of which each face cuts one of these equal axes at the distance a , a second at $4a$, and the third at $2a$, is similarly known as $a : 4a : 2a$ or more shortly $4O2$, the numbers 4 and 2 being known as the *parameters* of the face.

Another system of symbols, known as Miller's index system, is now universally employed. The fundamental face is represented by the formula (111), whilst the position of any other face is given by *indices* which are the reciprocals of the parameters. Thus in the case of the face $a : 4a : 2a$, the parameters are $1 : 4 : 2$, and the indices therefore $1 : 1/4 : 1/2$, or removing fractions (412). In the rhombic system the face of the simplest pyramid cuts the three axes at different distances $a : b : c$ and is known by the symbol (111); a face cutting the axis a at the distance $2a$, the axis b as before, and the axis c at $2c$, would be expressed by the symbol (121).

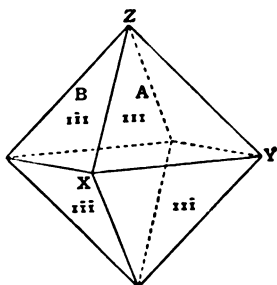


FIG. 33.

If a face is parallel to one of the axes its parameter is infinity (∞), and its index the reciprocal of this or zero.

Each face of a simple form has a distinct symbol; each axis is divided into a positive and negative half, and the negative sign is placed over that index which refers to a negative axis. In the case of the axes of the regular system, directions forward, to the right and upward are taken as positive, and the three axes are always enumerated in this order. Thus as shown in Fig. 33 the face B has the symbol (111), whilst the face parallel to this would be ($\bar{1}$ 11). When the positive indices are placed within a double bracket, the symbol thus formed stands for the whole form; thus the symbol for a regular octahedron is {111}.

It has been found experimentally that only faces of which the indices may be expressed by rational numbers occur on any crystal.

Zones. The faces of a crystal which intersect in parallel lines are said to form a zone. Thus the vertical faces of the cube (Fig. 27) or of the hexagonal prism (Fig. 80, p. 202) all belong to a zone. The faces of a crystal usually belong to only a

small number of zones, and the determination of these is of great assistance in studying the geometrical properties of the crystal.

Projection of Crystals. The study of the symmetry and geometrical properties of a crystal is much facilitated by the use of a projection of the form on a plane surface. The projection mainly employed by crystallographers is known as the stereographic or spherical projection, and was introduced by Miller. The crystal is supposed to be placed with one axis vertical with the intersection of its axes at the centre of a sphere, and lines are then drawn at right angles to the various faces and produced until they cut the surface of the sphere at points termed the *poles* of the faces. Each face is thus represented by a point on the surface of the sphere, whilst each plane of symmetry cuts

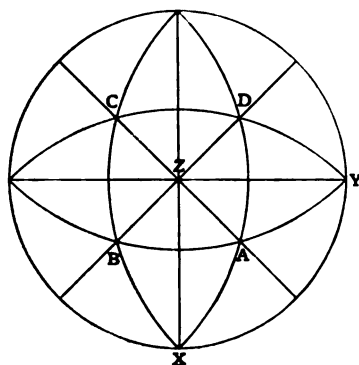


FIG. 34.

the sphere in a great circle. A projection on to a horizontal plane passing through the centre of the sphere is then constructed by drawing lines from the poles to that point of intersection of the vertical axis with the sphere which lies on the further side of the horizontal plane. These lines pass through this horizontal plane, and the points of intersection with it are taken to be the projections of the poles of the faces. All great circles of the sphere are projected as diameters of the projection circle or as arcs of circles passing through the ends of diameters, and hence the planes of symmetry are shown on the projection in this form. The accompanying figure (Fig. 34) is the projection of the regular octahedron (Fig. 33) constructed in this way. The plane of projection is the plane of symmetry passing through the horizontal axes. The points X, Y, Z

represent the points in which the crystallographic axes cut the sphere, and the lines and circles are the projections of the intersections of the nine planes of symmetry of the octahedron with the sphere. The points A, B, C, D are the poles of the faces of the octahedron. When, as in this case, the plane of projection is a plane of symmetry, the poles of the faces of the upper and lower halves of the crystal are identical. In other cases the projection of the lower half must be constructed in a similar manner to that of the upper.

All the faces of a single crystallographic zone of the crystal yield poles which fall on a great circle of the sphere and hence are projected on diameters of the projection circle or on arcs of circles passing through the ends of diameters.

100 *Classification of Crystals.*—The classification of crystals is based on the degree of symmetry which they possess, this being determined in accordance with the principles already laid down. It has been found that all crystals may be arranged in 32 classes according to the various degrees of symmetry which they possess, and that no other classes are possible. These may be again divided into six larger groups or systems, all the classes of each system being referred to the same crystallographic axes. As the various classes belonging to a system have different degrees of symmetry it is not possible to ascribe any special degree of symmetry to the system as a whole, but each system may be characterised either by the maximum or minimum degree of symmetry belonging to its classes.

The following table (p. 185) gives a complete list of the thirty-two classes of crystals, showing the degree of symmetry, the name of the general form of each class, the arrangement of the classes in the six systems, and the name of a substance crystallising in each of the classes.¹

The classes here considered as belonging to the hexagonal system are sometimes divided between two systems—The Trigonal System (classes 9, 10, 11, 12, 13, 15, 19), having an axis of trigonal symmetry; and the Hexagonal System (classes 14, 16, 17, 18, 20), having an axis of hexagonal symmetry.²

A list of the six systems under which these numerous classes

¹ Quoted with some verbal alterations from Miers' *Mineralogy*, p. 280 (London: Macmillan, 1902).

² See Groth, *Physikalische Kristallographie*, 4th Edition, p. 441 (Leipzig, 1905), and Baumhauer, *Die neuere Entwicklung der Kristallographie*, p. 26 (Braunschweig: Vieweg, 1905).

System.	Symmetry of the Class.	Name of the general Form.	Example.
Triclinic	1. No symmetry . . .	Pedion	Calcium thiosulphate.
	2. Centre of symmetry	Pinacoid	Copper sulphate.
Monoclinic	3. Plane of symmetry	Dome	Potassium tetrathionate.
	4. Digonal polar . . .	Sphenoid	Cane sugar.
	5. Digonal equatorial	Prism	Gypsum.
Rhombic	6. Digonal holoaxial	Rhombic bisphenoid	Magnesium sulphate.
	7. Di-digonal polar . .	Rhombic pyramid . .	Hemimorphite.
	8. Di-digonal equatorial	Rhombic bipyramid	Barium sulphate.
Hexagonal	9. Trigonal polar . . .	Trigonal pyramid . .	Sodium periodate.
	10. Trigonal holoaxial	Trigonal trapezohedron	Quartz.
	11. Trigonal equatorial	Trigonal bipyramid	—
	12. Ditrigonal polar . .	Ditrigonal pyramid	Tourmaline.
	13. Ditrigonal equatorial	Ditrigonal bipyramid	—
	14. Hexagonal polar . .	Hexagonal pyramid	Potassium lithium sulphate.
	15. Hexagonal alternating	Trigonal rhombohedron	Diopbase.
	16. Hexagonal, holoaxial	Hexagonal trapezohedron	Double salt of potassium nitrate and lead stibio-tartrate.
	17. Hexagonal equatorial	Hexagonal bipyramid	Apatite.
	18. Dihexagonal polar	Dihexagonal pyramid	Silver iodide.
19. Dihexagonal alternating	Ditrigonal scalenohedron	Calcite.	
20. Dihexagonal equatorial	Dihexagonal bipyramid	Beryl.	
Tetragonal	21. Tetragonal polar . .	Tetragonal pyramid	Barium stibio-tartrate.
	22. Tetragonal alternating	Tetragonal bisphenoid	—
	23. Tetragonal holoaxial	Tetragonal trapezohedron	Nickel sulphate.
	24. Tetragonal equatorial	Tetragonal bipyramid	Calcium tungstate.
	25. Ditetragonal polar . .	Ditetragonal pyramid	Iodosuccinimide.
	26. Ditetragonal alternating	Tetragonal scalenohedron	Copper pyrites.
	27. Ditetragonal equatorial	Ditetragonal bipyramid	Zircon.
Regular	28. Tesseral polar . . .	Tetrahedral pentagonal dodecahedron	Sodium chlorate.
	29. Tesseral holoaxial . .	Pentagonal icositetrahedron	Potassium chloride.
	30. Tesseral central . . .	Dyakis dodecahedron	Iron pyrites.
	31. Ditetesseral polar . .	Hexakis tetrahedron	Diamond.
32. Ditetesseral central . .	Hexakis octahedron.	Fluorspar.	

are all arranged with the crystallographic axes usually employed is given below :—

System.	Crystallographic axes.
1. Regular, Cubic, or Tesseract	Three equal axes, all at right angles.
2. Tetragonal or Quadratic	Three axes, two of which are equal ; all at right angles.
3. Hexagonal	Three equal axes, meeting each other at 120° , and a fourth axis at right angles to the others.
4. Orthorhombic or Rhombic	Three unequal axes, all at right angles.
5. Monoclinic or Monosymmetric	Three unequal axes, one perpendicular to the other two.
6. Triclinic, Anorthic or Asymmetric	Three unequal axes, none of them at right angles to either of the others.

101 The forms of each system which belong to the class possessing the highest degree of symmetry are known as *holohedral* or *holosymmetric* forms. Thus in the regular system the octahedron, the cube, etc., are holosymmetric forms. The forms belonging

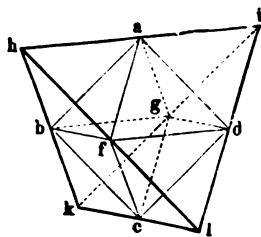


FIG. 35.

to the less symmetric classes of each system may in some cases be derived geometrically from these holosymmetric forms by the suppression of one half or one quarter of the faces and the development of the remainder, and are then sometimes known as *hemihedral* and *tetartohedral* forms.

Thus in the regular system, the octahedron is a holohedral form, because, starting with one face cutting all three axes at equal distances, the symmetry of the system requires seven other faces fulfilling the same condition, making in all the eight faces of the octahedron. If now the four faces *ajd*, *fbc*, *bga*, and *gcd* of the octahedron in Fig. 35 be extended, a closed form (Fig. 35 *hikl*, Fig. 36), known as the regular tetrahedron, is obtained, whilst the extension of the remaining four faces gives rise to a similar figure (Fig. 37). These two forms, although identical in shape, are distinguished as positive and negative, and may occur in combination with other forms either alone or

together. Figs. 38 and 39 represent combinations of the cube with a positive tetrahedron.

When the two tetrahedra are equally developed on the same crystal the form produced is identical with the original octahedron, but, as already mentioned (p. 181), the two sets of faces can usually be distinguished by their physical properties.

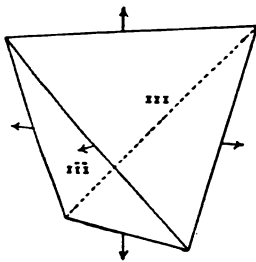


FIG. 36.

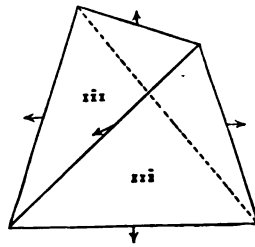


FIG. 37.

102 *Determination of Crystalline Forms and Axial Ratios.*—

The angles which the faces of a crystal make with one another serve as the data from which the crystalline form is determined, for it is by the measurement of these angles that the relative length and the mutual inclination of the axes may be ascertained by calculation.

The instruments used for this purpose are the hand goniometer (Fig. 40) and the reflecting goniometer (Figs. 42 and

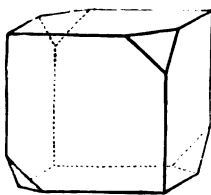


FIG. 38.

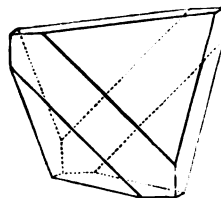


FIG. 39.

43). The first of these instruments was made in the eighteenth century by Carangeot, of Paris, for the use of the French crystallographer Romé de l'Isle. It can only be used for the measurement of tolerably large crystals, and consists of a divided semicircle, a, b, d , to which two metallic rules are adapted. One of these (km) is fixed, the other (gh) is movable round an axis (c) placed at the centre of the semicircle. The crystal

to be measured is placed between the rules (gh) and (lm), so that the edges of these rules may both be at right angles to the line of intersection of the two faces whose angular distance is to be measured. The angle is then read off on the divided circle.

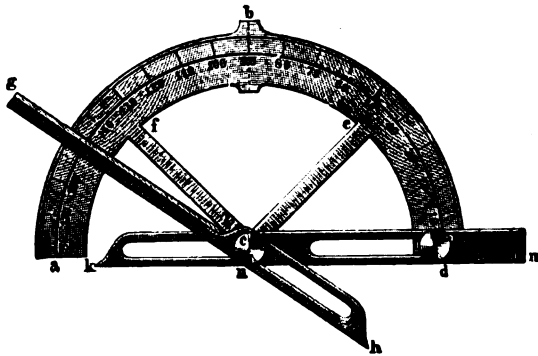


FIG. 40.

This instrument, though very useful, and indeed necessary for large crystals, is quite inapplicable to small ones, and in any case cannot yield very accurate measurements.

To obviate these difficulties the reflecting goniometer was

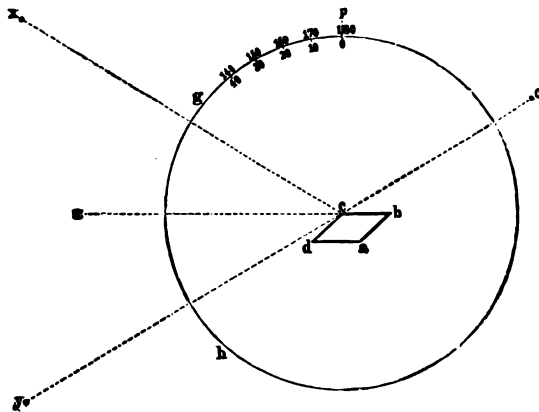


FIG. 41.

invented by Wollaston in the year 1809. It is arranged on the following principle. The divided circle gh (Fig. 41) carries a movable axis or arm upon which the crystal to be examined is fixed. This crystal, shown in section in $abcd$, fixed on the arm

by means of some wax, must now be placed in such a position that the edge (*c*), the angle over which (*b c d*) has to be measured, is placed exactly parallel with the axis of the instrument. Having placed the goniometer opposite a window, the eye of the observer being at (*o*), the reflection of *x*, a distant slit, in one bright face of the crystal is noticed in the direction of a distant mark *y*. The divided circle is now moved round, the crystal moving with it. until the second face (*d c*) of the crystal comes




FIG. 42.

round to the position formerly occupied by the first (*cb*), as ascertained by the reappearance of the reflected image of the slit in same direction (*oy*). The angle through which the crystal has been turned is evidently the supplement of the required angle, so that if the pointer (*p*) stood at 0° to begin with, and after the circle was turned at x° , the angle of the crystal is $180^\circ - x^\circ$. A simple form of reflecting goniometer is seen in Fig. 42. The crystal (*a*) is fastened with wax upon the end of the movable rod (*oo*), which can be bent so as to

enable the crystal to be properly adjusted. The screw (G) serves to turn the divided circle (E), so that 180° on the circle is made to coincide with the zero point on the vernier (R). When this is done the screw (U) is tightened, and thus the circle is held fast.

A more accurate form of instrument is shown in Fig. 43, in




FIG. 43.

which the divided circle is horizontal and the reflection is observed by means of a telescope.

The angle between the normals to two faces, which is the angle directly measured, is usually quoted instead of the angle between the faces themselves.

103 Perfect Crystals and Imperfect or Distorted Crystals.—It generally happens that crystals found in nature are distorted or irregularly developed. For instance, crystals of quartz

usually occur in the forms shown in Figs. 44, 45, and 46, which apparently bear no relation to the regular and much rarer form of quartz seen in Fig. 47. There is, however, no difficulty in ascertaining the simple form of these crystals in spite of this apparent want of conformity due to the increase of certain

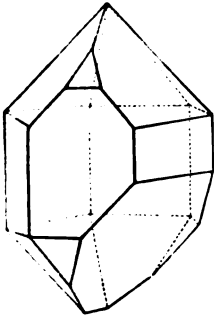


FIG. 44.

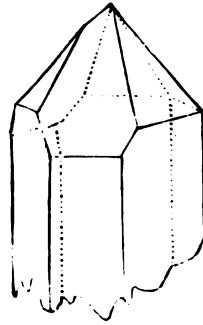


FIG. 45.

faces and the decrease of others, and in spite even of the fact that only half of the complete crystal is often seen, as in Fig. 45.

If the angles which the similar faces in the perfect and the imperfect crystals make with one another be carefully measured, we find that the corresponding angles in the distorted forms

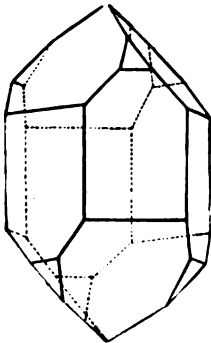


FIG. 46.

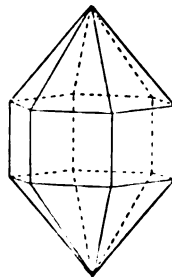


FIG. 47.

are always identical with those in the perfect crystal. Thus, for instance, the contiguous faces of the prism cut each other at a constant angle of 120° , whilst each face of the pyramid cuts the next face at an angle of $130^\circ 44'$.

Similar distorted growths are observed in the case of many

artificially prepared crystals. These are produced by the undue development in some special direction, owing to the alteration of external circumstances, of the perfect crystal which is first formed. Thus crystals of alum, which are octahedral, appear not unfrequently in the form shown in Fig. 48, which is derived, as is seen in Fig. 49, by an irregular growth of the octahedron.

In describing or drawing the crystalline form of any chemical substance, the ideal forms only are considered. All irregularities and distortions are ignored, and the corresponding faces of the crystal are supposed to be placed at equal distances from the centre.

Single Crystals and Twin Crystals, or Macles.—Single crystals having their faces symmetrically arranged about one set of

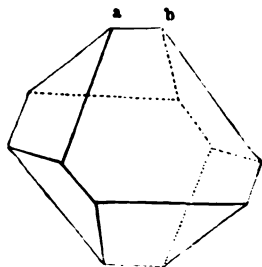


FIG. 48.

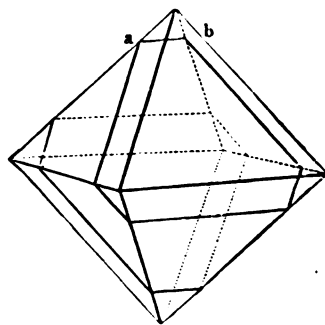


FIG. 49.

axes are to be distinguished from those which must be referred to two sets of axes, related to one another according to a certain law. Those of the latter class are called *twin crystals*. In one portion of such crystals the axes lie in a different position from that which they occupy in another portion, and the twin may be supposed to be derived from the single or normal crystal by the latter having been cut into two portions parallel to a certain plane, usually parallel to a possible face of the crystal, and one part having been turned round on the other through a given angle. Fig. 50 represents such a twin crystal or *hemitrope*, often found in magnetic iron ore, and obtained by turning one half of an octahedron (Fig. 51) through an angle of 180° on the other half. Fig. 52 exhibits a twin form often observed in gypsum.

These twin forms are distinguished from single crystals by

the occurrence in them of *re-entering angles*, as shown in the figures. *Intersecting twin crystals*, as opposed to *twins by contact*, such as that shown in Fig. 53, frequently occur in fluorspar and in sal-ammoniac.

Cleavage of Crystals.—The cohesion of a crystal is as a rule less in one direction than in another. This direction is de-

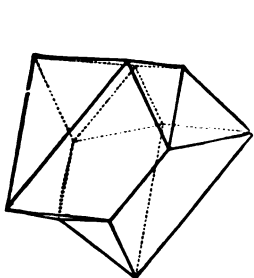


FIG. 50.

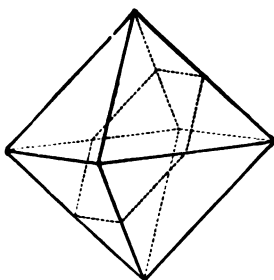


FIG. 51.

pendent upon the special form of the crystal, and is termed the cleavage. This facility of breaking more readily in one direction than another is well seen when calc-spar or rock salt is broken. The planes of cleavage in a crystal can be ascertained by means of a chisel and hammer, or by the help of a strong knife.

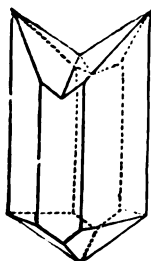


FIG. 52.

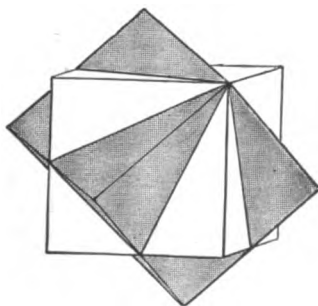


FIG. 53.

Artificial Growth of Crystals.—The small crystals which are first deposited from a solution are usually perfect. If these are placed in a concentrated solution of the substance, and carefully turned every day so that all the faces of the crystal are equally exposed to the action of the solution, large and perfectly developed crystals can be obtained. The same end

is attained by hanging a small and perfect crystal in the saturated solution suspended by a fine hair. The solution gradually evaporates, and the crystal grows symmetrically. Perfect crystals of alum of large dimensions can in this way readily be grown.

1. THE REGULAR, CUBIC OR TESSERAL SYSTEM.

104 This system includes five classes of crystals all of which possess at least four axes of three-fold symmetry. When these four axes are all ditrigonal axes, the symmetry is said to be ditesseral; when they are simply trigonal axes, the symmetry is termed tesseral (see Table, p. 185, classes 28–32). The crystals of the holosymmetric class possess, in addition to these, three

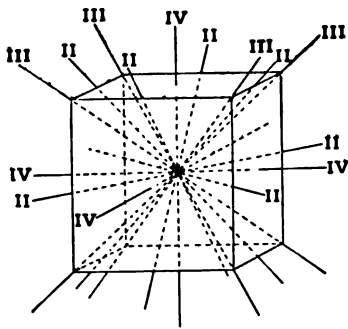


FIG. 54.

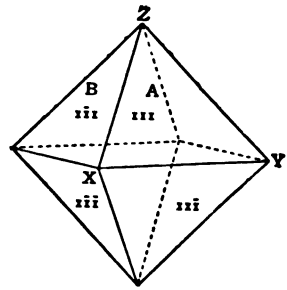


FIG. 55.

axes of four-fold symmetry and six axes of two-fold symmetry (Fig. 54) and have also nine planes of symmetry, three at right angles to the tetragonal axes and six at right angles to the digonal axes. The three axes of four-fold symmetry are chosen as the crystallographic axes, which are therefore all equal and at right angles.

The simplest form of the system is the regular octahedron (Fig 55). Each of its eight faces cuts the three axes at an equal distance from the origin. This distance being a , the intercepts are $a/1$, $a/1$, $a/1$, and the symbol of the form is therefore $\{111\}$.

Many substances crystallise in octahedra, amongst others spinelle, mercury, magnetic oxide of iron, alum and lead nitrate.

The next simple form is the cube (Fig 27, p. 178). Each face of the cube cuts the axis at the distance a and lies parallel to the other two axes. The intercepts are therefore $a/1, a/0, a/0$, and the symbol therefore $\{100\}$. Combinations of the cube and octahedron are shown in Figs. 56 and 57. Sodium chloride, potassium iodide and fluor-spar are substances which

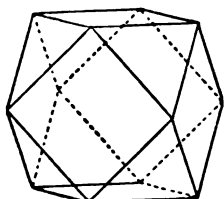


FIG. 56.

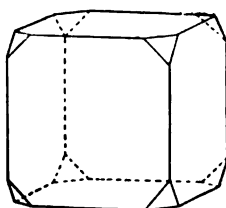


FIG. 57.

crystallise in cubes, whilst galena, silver sulphide and lead nitrate occur in various combinations of octahedron and cube.

The third simple form is the rhombic dodecahedron (Fig. 58). The symbol for this form is $\{110\}$ as each face of the crystal cuts two of the axes at the same distance from the origin, whilst it is parallel to the third axis. The rhombic dodecahedron combines with the octahedron by replacing each of its twelve

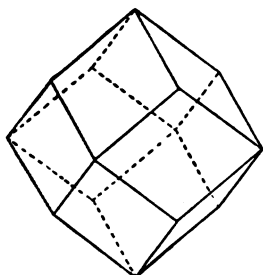


FIG. 58.

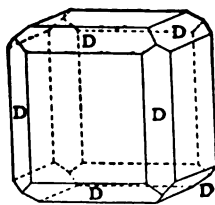


FIG. 59.

edges. Fig. 59 indicates the form obtained by the combination of cube and dodecahedron (D). The following substances crystallise in dodecahedra and its combinations: garnet, phosphorus, cuprous oxide, magnetic oxide of iron, and alum when deposited from an alkaline solution.

Each of the simple crystals which we have described is incapable of assuming more than one form. Other crystalline

forms, belonging to the regular system, occur which can exist in several modifications. The first of this class of forms is the *Icositetrahedron* (Fig. 60).

Each face of this form cuts one axis at a distance a/h and the other two at distances $a/k, a/k$ so that the general symbol is $\{hkk\}$. The most common form is $\{211\}$ but others such as $\{311\}$ are

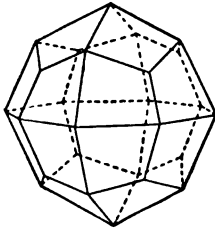


FIG. 60.

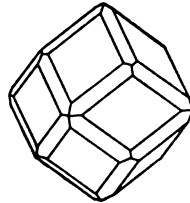


FIG. 61.

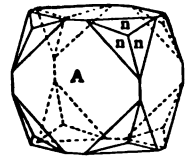


FIG. 62.

also known. Fig. 60 represents the form $\{211\}$ which occurs in silver glance and in analcite. The combination with the rhombic dodecahedron (Fig. 61) is often noticed in garnet, and that with the cube (Fig. 62) in analcite, $A \{100\}$, $n \{211\}$.

The *Triakis octahedron* or *pyramid octahedron* (Fig. 63), is represented by the symbol $\{h h k\}$, when h is greater than k . The value of h is generally 2. The simple form does not occur

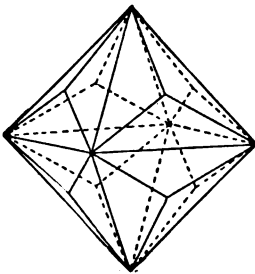


FIG. 63.

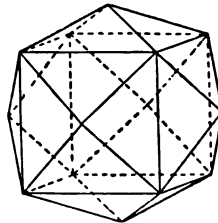


FIG. 64.

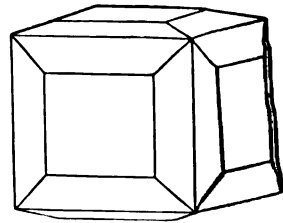


FIG. 65.

frequently, but it is often seen in combination. If a four-sided pyramid replace each side of the cube we obtain the *Tetraakis hexahedron* (Fig. 64). Each face of this form cuts one axis at the distance a/h from the centre; the second axis at the greater distance a/k ; and the third axis at the distance $a/0$. Hence the general symbol for this is $\{h k 0\}$. The more common forms are $\{210\}$ and $\{310\}$. The first of these occurs

in gold and copper (Fig. 64), whilst the second form is found in fluor-spar, when it usually occurs with the cube, as seen in Fig. 65.

The last holosymmetric form of the regular system is the *Hexakis octahedron* (Fig. 66), or the forty-eight sided figure. This form is represented by $\{h k l\}$. Of these, the forms $\{321\}$

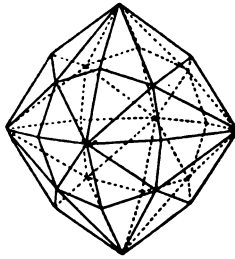


FIG. 66.

and $\{421\}$ most frequently occur, although generally met with in combinations. The form $\{321\}$ is found in garnet; $\{421\}$ is present in fluor-spar.

The remaining classes which are included in the regular system can only be very shortly mentioned. The tetrahedral or tetrahedrite class (Class 31, p. 185) has, as its simplest form, the *tetrahedron* (Fig. 67) which as already mentioned

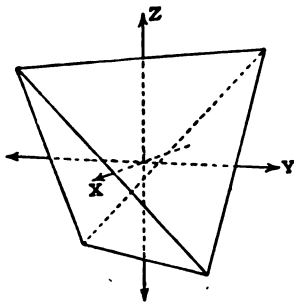


FIG. 67.

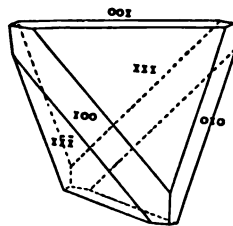


FIG. 68.

may be regarded as a hemihedral form derived geometrically from the octahedron by the suppression of the alternate faces and the development of the others. The elements of the symmetry which remain are three di-digonal axes corresponding in direction with the crystallographic axes, four ditrigonal axes, which are polar, and six planes of symmetry.

The two forms of the tetrahedron may be distinguished as $\{111\}$ and $\{\bar{1}\bar{1}\bar{1}\}$ or positive and negative; Figs. 68 and 69 are combinations of the tetrahedron and cube. The following substances crystallise in tetrahedra: sodium sulphantimon-

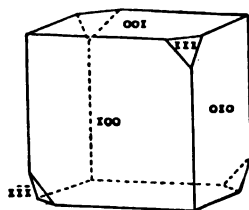


FIG. 69.

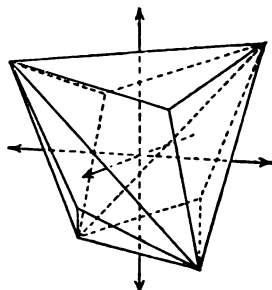


FIG. 70.

ate, zinc blende, cuprous chloride, and fahl-ore. Combinations of a cube with two tetrahedra are frequently seen in boracite. In this case the two tetrahedra are equally developed, so that they appear to belong to an octahedron, but can be distinguished from this by the fact that four of their faces

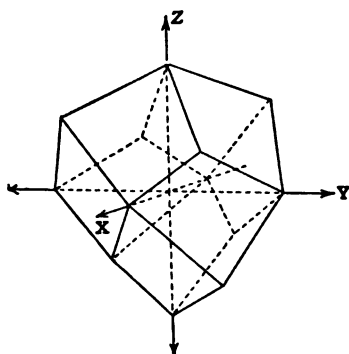


FIG. 71.

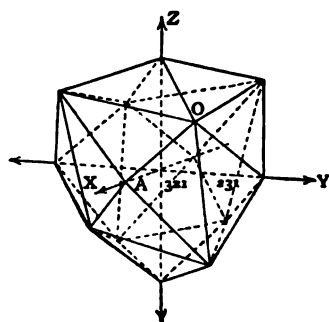


FIG. 72.

are bright, whilst the other four are dull. The *trikakis tetrahedron* is derived from the icositetrahedron, and therefore exists in several modifications. The general formula is $\{k k h\}$ and each form can have a positive or negative position. These occur as complete forms and also in combination, as in the case of fahl-ore (Fig. 70).

The form derived from the triakis octahedron is termed the

deltoid-dodecahedron (Fig. 71), and may be either positive or negative.

The hexakis octahedron in like manner yields forms, termed *hexakis tetrahedra* (Fig. 72). These forms are found in combination in fahl-ore and boracite, and alone in diamond.

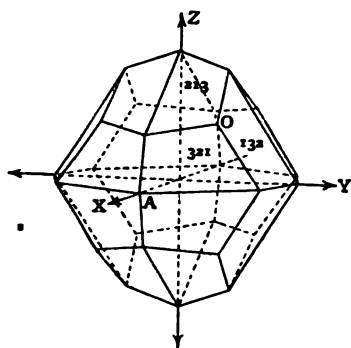


FIG. 73.

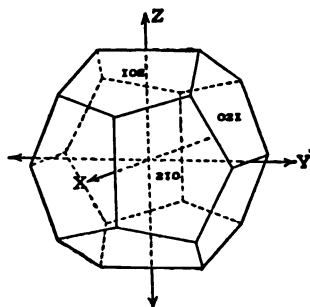


FIG. 74.

The remaining holosymmetric forms of the regular system yield forms which only possess the symmetry of the tetrahedrite class, but are geometrically identical with the original forms. Thus, for example, if the faces of the cube be treated as those of the octahedron in Fig. 35, p. 186, and the portions contained in alternate octants be suppressed and the others developed the result is again a cube.

The pyrites class (Class 30, p. 185) has as its most general form the *dyakis dodecahedron* (Fig. 73), a 24-faced figure, which may be regarded as a hemihedral form derived from the hexakis tetrahedron. The only other form which differs geometrically from the holosymmetric form is the *pentagonal dodecahedron* (Fig. 74)

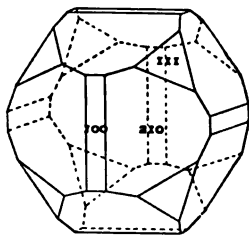


FIG. 75.

derived from the tetrakis hexahedron. These forms occur in cobalt glance and in iron pyrites, and Fig. 75 shows a crystal of the latter substance which is a combination of the octahedron {111}, the cube {100}, and the pentagonal dodecahedron {210}. The only characteristic form of the cuprite class (Class 29, p. 185), in which crystallise cuprite, CuO , and potassium chloride, is the *pentagonal icositetrahedron* which occurs in two enantiomorphous forms (Figs. 76 and 77).

Finally the last class of this system (Class 28, p. 185) is also characterised by a single form which differs geometrically from

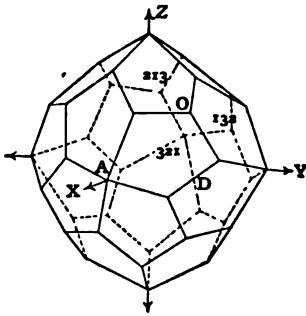


FIG. 76.

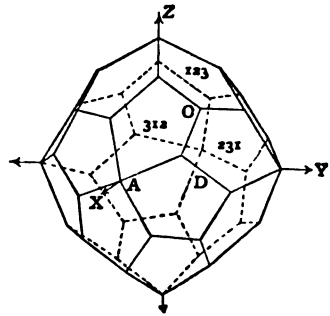


FIG. 77.

those of the other classes. This is the *tetrahedral pentagon-dodecahedron* (Fig. 78), which exists in four different modifications, there being two enantiomorphous, right and left, forms of both the positive and negative crystal. It may be

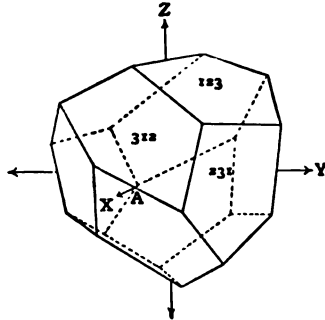


FIG. 78.

regarded as a tetartohedral form derived from the hexakis octahedron, by the development of only one quarter of the faces. Sodium chlorate belongs to this class,

II.—THE HEXAGONAL SYSTEM.

105 This system embraces no less than twelve classes of crystals (Classes 9–20, p. 185. See also p. 184), all of which can be referred to a system of crystallographic axes consisting of a vertical axis and three horizontal axes at right angles to this. These three are equal to each other but not equal to the vertical axis in length, and meet in a point making angles of 120° .¹

Since there are four axes, each face of a crystal of this system has four indices, and, in determining these, those directions of the horizontal axes which meet at an angle of 120° are considered to be positive (x, y, z , Fig. 79) and their continua-

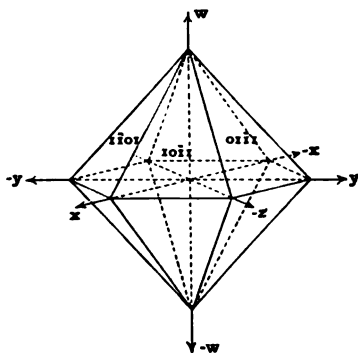


FIG. 79.

tions to be negative ($-x, -y, -z$, Fig. 79). The three axes are always cited in this order followed by the vertical axis. Each face of the simplest bipyramid of the holosymmetric class (Fig. 79) cuts one of these axes at the unit distance a , is parallel to the second, cuts the third at the distance $-a$, and the vertical axis at a different distance c . The parameters of such a face are therefore $a, \infty a, -a, c$, and hence the indices are $10\bar{1}1$, the last of these numbers referring to the vertical axis, for which the unit is c , as a is for the horizontal axes. The general symbol for the hexagonal bipyramid is therefore $\{10\bar{1}1\}$ (Fig. 79).

¹ The forms of this system are sometimes also referred to three equal axes parallel to the edges of a rhombohedron, and therefore not at right angles.

The ratio $a:c$ is characteristic of the crystal and is known as the axial ratio. The vertical axis of an acute pyramid is longer than the horizontal axes, whilst that of an obtuse pyramid is shorter. Thus the relative length of the axes of the acute pyramid of quartz is $1:1.1$, whilst in the case of the obtuse pyramid of beryl it is $1:0.499$.

If in the pyramid the length of the vertical axis be increased indefinitely, the pyramid becomes an open six-sided prism, the symbol of which is $\{10\bar{1}0\}$. On the other hand a plane cutting the vertical axis at unit distance and parallel to the plane of the horizontal axes gives a form consisting of two parallel planes, known as the *basal planes* or *basal pinacoid* $\{0001\}$.

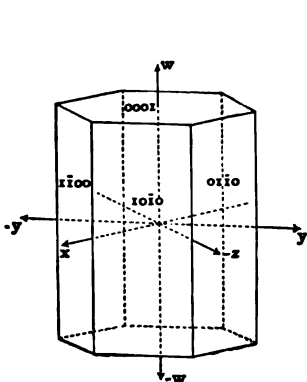


FIG. 80.

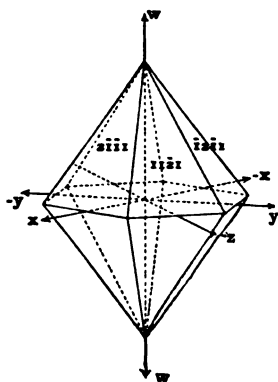


FIG. 81.

These two forms, $\{10\bar{1}0\}$ and $\{0001\}$ are shown in combination as a closed hexagonal prism in Fig. 80.

The prisms and pyramids, of which each face cuts two of the horizontal axes at equal distances, and is parallel to the third, so that the horizontal axes pass through the angles (Fig. 79), are termed forms of the first order. A second series of similar forms occurs in this system, which may be derived from the forms of the first order by replacing their edges, so that the horizontal axes cut the centre of the six sides of the base of the pyramid (Fig. 81). Such prisms and pyramids are termed forms of the second order. Fig. 82 exhibits the relation between these two series of forms. It will be seen that in the pyramid of the second order which is there represented in section, each face cuts one of the horizontal axes at the distance a , and the other two axes at the distance $-2a$.

The symbol of the bipyramid of the second order (Fig. 81) is accordingly $\{11\bar{2}1\}$, whilst that of the prism of the second order (Fig. 83) is $\{11\bar{2}0\}$.

Faces may also occur which cut the vertical axes at a greater

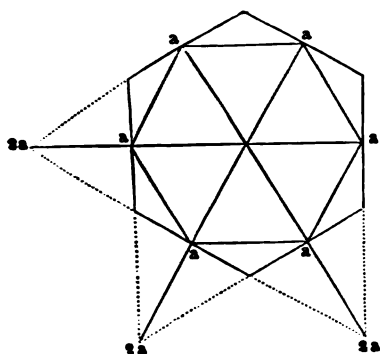


FIG. 82.

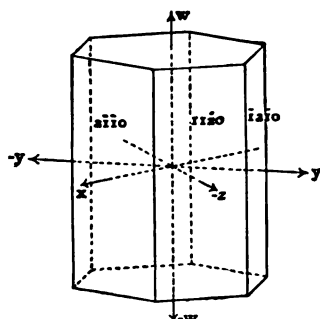


FIG. 83.

or less distance than c from the centre, and these values, in accordance with the general law (p. 182) exhibit a simple ratio such as 1 : 2, 1 : 3, 1 : 5, etc.

The most general form of the holosymmetric class is the *dihexagonal bipyramid*, $\{h k l m\}$, to which corresponds the

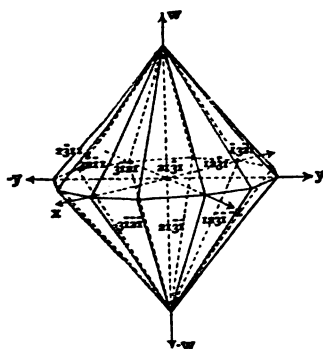


FIG. 84.

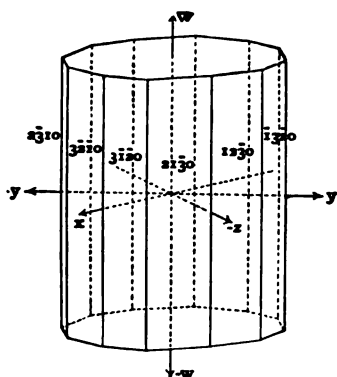


FIG. 85.

prism $\{h k l 0\}$ of which Figs. 84 and 85 show the special forms $\{12\bar{3}1\}$ and $\{12\bar{3}0\}$.

The holosymmetric forms of the hexagonal system do not occur frequently, beryl being the most important substance

belonging to this class. Fig. 86 represents a crystal of this substance showing the combination of the basal plane (*o*) the prism of the first order (*m*), the corresponding bipyramid (*p*) and the bipyramid of the second order (*s*).

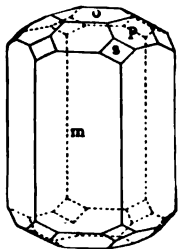


FIG. 86.

Only three of the remaining eleven classes of the hexagonal system can be mentioned here. The first of these, often known as the calcite class (Class 19, p. 185) is characterised by a ditrigonal axis of symmetry and a centre of symmetry and contains forms which may be regarded as hemihedral forms derived from those of the holosymmetric class. Thus the hexagonal bipyramid yields in this way the rhombohedron $\{h0h\}$ (Figs. 87, 88) and just as in the case of the

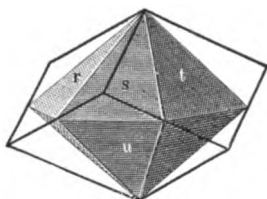


FIG. 87.

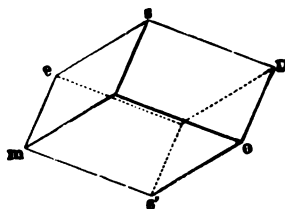


FIG. 88.

tetrahedron (p. 186) two forms are possible, distinguished as positive or direct (Fig. 89) and negative or inverse (Fig.

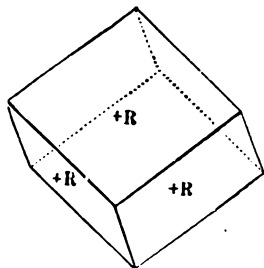


FIG. 89.

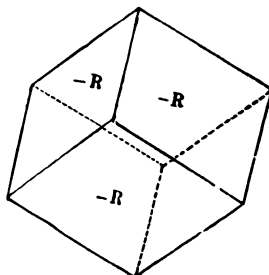


FIG. 90.

90), the combination of which produces a form resembling the original hexagonal bipyramid.

The forms of this class may also be described as having a

dihexagonal axis of alternating symmetry (p. 180). Thus in the rhombohedron the lower faces may be imagined as derived from the upper ones by rotating these through 60° about the vertical axis and then reflecting them in a horizontal mirror.

A second form of this class is the *scalenohedron* (Fig. 91). This may be obtained geometrically from the dihexagonal bipyramid, by extending the alternate pairs of planes, thus giving rise to a positive (+) or direct, and negative (-) or inverse scalenohedron. If we suppose a rhombohedron to be placed within a scalenohedron, it is termed the inscribed rhombohedron, and the lateral edges of both forms will be seen to coincide. It is clear that the scalenohedron may be supposed to be derived from such a rhombohedron by an elongation of the axis to the distance n , lines being drawn from the end of this axis to the lateral solid angles of the rhombohedron, as seen in Fig. 91. The general symbol of the scalenohedron is $\{h k l m\}$, the one which occurs most commonly in calcite being $\{21\bar{1}1\}$.

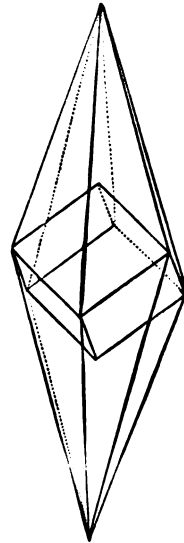


FIG. 91.

Combinations of the rhombohedron also frequently occur. Thus Fig. 92 represents a combination of two rhombohedra which

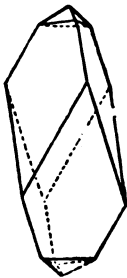


FIG. 92.

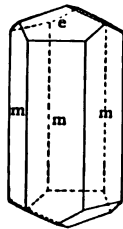


FIG. 93.

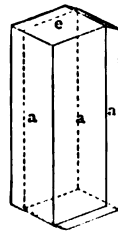


FIG. 94.

are both positive, but differ in axial ratio, a form which occurs in calcspar. A combination of the rhombohedron with a prism of the first order is seen in Fig. 93, and with a prism of the second order in Fig. 94, in which $e = \text{rhombohedron } \{01\bar{1}2\}$;

m = prism of the first order $\{10\bar{1}0\}$; a = prism of the second order $\{11\bar{2}0\}$; both of these combinations occur in calcite.

In several of the classes of this system the vertical axis is polar, *i.e.* is not perpendicular to a plane of symmetry, so that the faces of distinct forms occur at the two ends of the axis. This phenomenon, which is sometimes termed *hemimorphism*, is specially well marked in the case of tourmaline (Class 12, p. 185), a characteristic crystal of which is seen in Fig. 95, where R and s are pyramids, and m and a are prisms.

The class to which quartz belongs (Class 10, p. 185) is characterised by a trigonal axis which has three digonal axes at right angles to it, there being neither a plane nor a centre of symmetry.

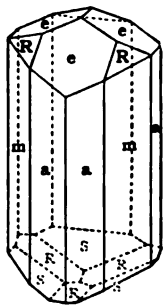


FIG. 95.

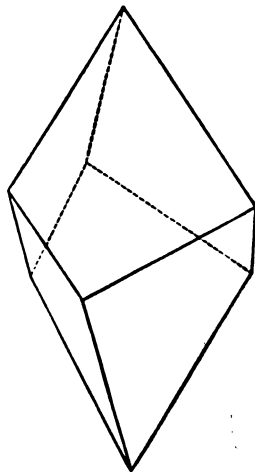


FIG. 96.

The most characteristic form is the *trigonal trapezohedron* $\{h\ i\ k\ l\}$ (Fig. 96) which may be regarded as a tetartohedral form derived from the dihexagonal bipyramid (Fig. 84). This may occur as a positive or negative form, and each of these is found in two enantiomorphous modifications (p. 180) termed right and left forms, as in the case of the tetrahedral pentagondodecahedron (p. 200). These forms are frequently found on crystals of quartz. Thus Fig. 97 shows a crystal of this substance in which the combination of the prism (m) and two rhombohedra, direct (r) and inverse (r'), is modified by the right positive trapezohedron (x); whilst Fig. 98 shows the occurrence of the left positive trapezohedron (x). In these figures (s) is

the trigonal bipyramid, the simplest form of this class, the right form occurring in Fig. 97, which represents a dextro-rotatory crystal, and the left form in Fig. 98, which represents a lævo-rotatory crystal.

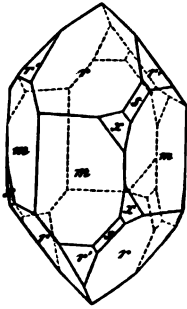


FIG. 97.

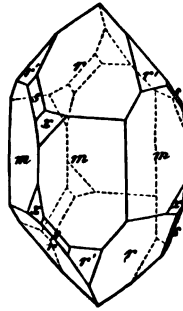


FIG. 98.

III. THE TETRAGONAL OR QUADRATIC SYSTEM.

106 The holosymmetric class of this system (Class 27, p. 185) possesses one ditetragonal axis, and four di-digonal axes of symmetry. The axis of fourfold symmetry is chosen as the vertical crystallographic axis, and two of the twofold axes,

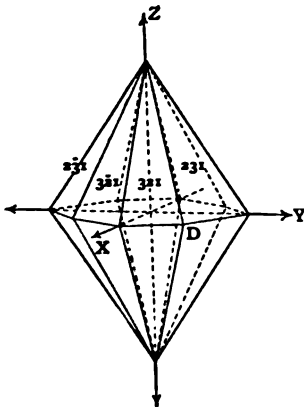


FIG. 99.

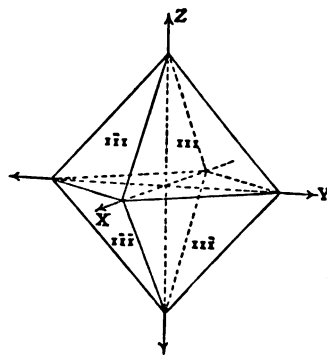


FIG. 100.

which are at right angles to each other and to the vertical axis, as the horizontal axes, these being equal to each other, but not

to the vertical axis. The most general form of the system is the *ditetragonal bipyramid* (Fig. 99) from which all the other forms may be derived geometrically. It has an octagonal base, and is bounded by 16 triangular faces.

The various forms of the system are related much in the same way as those of the hexagonal system. The simplest are the *tetragonal bipyramid* of the first order, $\{111\}$, (Fig. 100) and the corresponding *prism* $\{110\}$; the *bipyramid of the second order*, $\{101\}$, (Fig. 101) and the corresponding *prism* $\{100\}$, (Fig. 102) and the *basal plane* $\{001\}$ (C, Fig. 102). When several pyramids of the same order occur together in a combination, the lengths of the various vertical axes, in accordance with the general law, stand in a simple commensurable ratio to each other. This is seen in Fig. 103 in which the intercepts

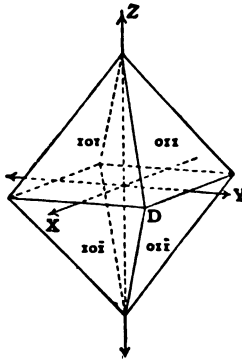


FIG. 101.

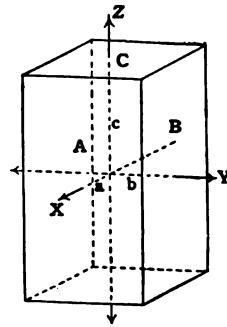


FIG. 102.

on the vertical axis made by the pyramid faces v , i and z are respectively $1/7$, $1/6$ and $1/3$ of that made by p . A combination of a pyramid of the second order (e) with a series of the first order (p , z , i and v) is seen in the same figure in which e is $\{101\}$, p $\{111\}$, z $\{113\}$, i $\{116\}$, and v $\{117\}$. Another combination belonging to the tetragonal system, which is found in zircon, ZrSiO_4 , is seen in Fig. 104, in which the forms are the bipyramid of the first order $\{111\}$, the prism of the second order $\{100\}$, and the ditetragonal bipyramid $\{311\}$.

Of the various forms belonging to the classes of lower symmetry of this system (Classes 26–21, p. 185) the only one which can be mentioned is the tetragonal bisphenoid, which belongs to class 26, and may be derived from the tetragonal bipyramid (Figs. 105 and 106) in precisely the

same manner as the regular tetrahedron from the octahedron (p. 186).

The bisphenoid exists in two forms, direct or positive (Fig.

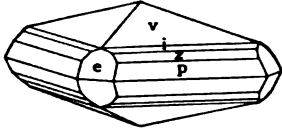


FIG. 103.

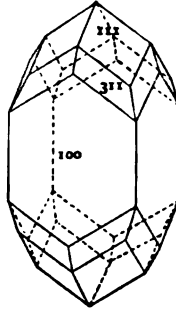


FIG. 104.

105) and inverse or negative (Fig. 106), and differs from the regular tetrahedron inasmuch as each face is an isosceles triangle and not an equilateral triangle. Fig. 107 shows a

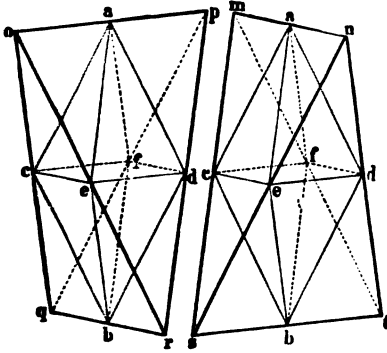


FIG. 105.

FIG. 106.

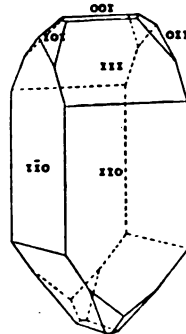


FIG. 107.

combination of the direct bisphenoid $\{111\}$, with the prism $\{110\}$, the bipyramid of the second order $\{101\}$, and the basal plane $\{001\}$, which occurs in copper pyrites.

IV. THE RHOMBIC OR ORTHORHOMBIC SYSTEM.

107 The forms of this system are all referred to three unequal rectangular crystallographic axes. Three classes of symmetry are comprised within the system, and each of these is charac-

terised by an axis of twofold symmetry, which is either the intersection of two planes of symmetry or is perpendicular to two axes of symmetry, or both.

In the holosymmetric class (Class 8, p. 185), there are therefore three axes of di-digonal symmetry involving three rectangular planes of symmetry. The three axes of symmetry are chosen as the crystallographic axes, and it is usual to take as the vertical axis that direction in which the crystal is most fully developed. The longer of the two remaining axes, termed the *macro-diagonal*, b , runs from left to right of the observer and the shorter, the *brachy-diagonal*, a , from back to front. The fundamental form of this system is the rhombic bipyramid which consists of 8 faces and is shown in Fig. 108. Secondary pyramids also occur, the general symbol of which is $\{hkl\}$ and these are sometimes distinguished as proto-, macro- and brachy-pyramids according to the axis along which the intercept is increased. Corresponding series of prisms are also known,

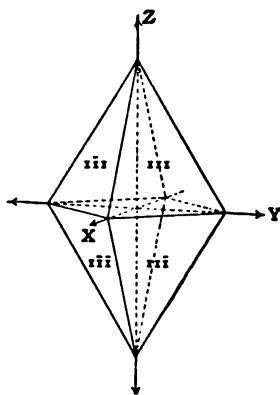


FIG. 108.

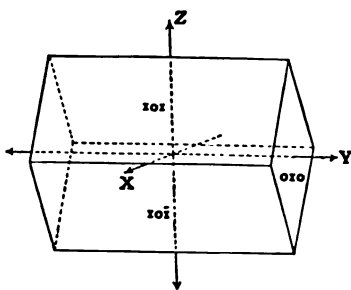


FIG. 109.

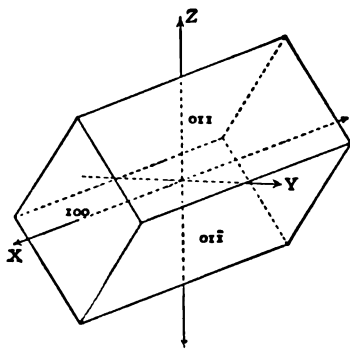


FIG. 110.

and these are termed the *prism*, $\{110\}$, the *macro-prism* or *macro-dome*, $\{101\}$ (Fig. 109), and the *brachy-prism* or *brachy-dome*, $\{011\}$ (Fig. 110), according to the axis to which the faces are parallel.

Faces which are parallel to two axes but cut the third are known as *terminal planes* or *pinacoids*. Of these there are three pairs, the *basal plane*, $\{001\}$, parallel to the macro- and brachy-diagonals; the *macropinacoid*, $\{100\}$, parallel to the vertical and macro-axes; and the *brachypinacoid*, $\{010\}$, parallel to the vertical and brachy-axes. The form composed of these three pairs of planes occurs in crystals of anhydrite (Fig. 111).

Other examples of this class are marcasite, FeS_2 , aragonite, CaCO_3 , and barytes, BaSO_4 . Fig. 112 represents a crystal of marcasite in which C is the basal plane $\{001\}$, m is the prism $\{110\}$, i the brachydome $\{011\}$, and v a second brachydome $\{01\bar{1}\}$; and Fig. 113 shows a crystal of aragonite, in which p

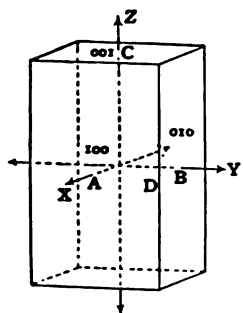


FIG. 111.

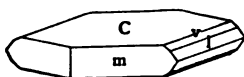


FIG. 112.

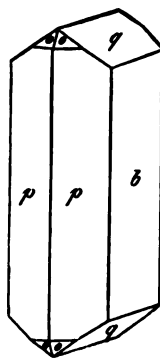


FIG. 113.

is the prism, b the brachypinacoid, q the brachydome, and o the pyramid.

The second or hemimorphite class of the rhombic system (Class 7, p. 185) possesses only one axis of twofold symmetry, which is the intersection of two rectangular planes of symmetry but is not itself perpendicular to a plane of symmetry, and hence is polar. There is thus no centre of symmetry, and hence the forms of this class are hemimorphous, the pyramid (Fig. 114), the brachy- and macro-prisms and the basal plane only possessing one half of the faces of the corresponding forms in the holo-symmetric class. An excellent example of this class is hemimorphite, $\text{Zn}_2(\text{OH})_2\text{SiO}_3$, which is shown in Fig. 115.

The third class belonging to this system (Class 6, p. 185) is known as the holoaxial or sulphur class, and possesses only three rectangular axes of symmetry, without any planes of

symmetry. The fundamental form is a bisphenoid $\{111\}$, which occurs in + and - forms (see Fig. 31, p. 180). Sulphur

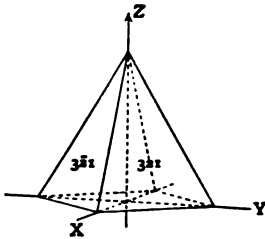


FIG. 114.

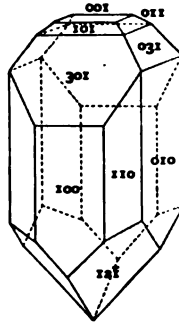


FIG. 115.

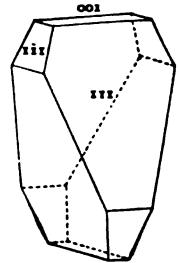


FIG. 116.

crystallises in this form, the crystals usually exhibiting a combination of the two bisphenoids (Fig. 116). Another example is afforded by Epsom salts, $\text{MgSO}_4 \cdot 7\text{H}_2\text{O}$.

V.—THE MONOCLINIC SYSTEM.

108 In this system the three crystallographic axes are unequal, two at right angles and the third inclined. The crystals possess

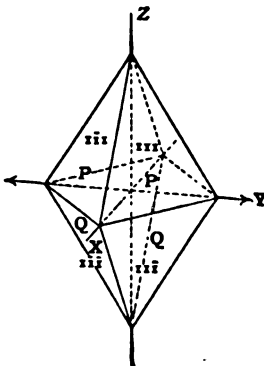


FIG. 117.

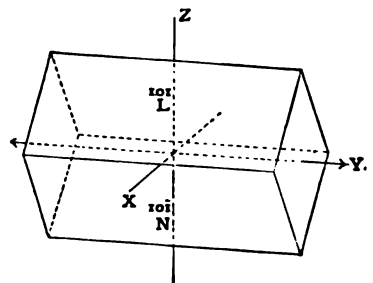


FIG. 118.

either an axis of twofold symmetry, or a plane of symmetry, or both.

The axis of symmetry (Y, Fig. 117) is placed from right to left and is known as the orthodiagonal, b ; the plane of

symmetry is vertical and at right angles to this. It contains the vertical axis, c (Z, Fig. 117), and the clino-diagonal, a (X, Fig. 117), which is inclined to the vertical axis at the angle β . The fundamental crystallographic data therefore comprise the axial ratio, in which $b=1$, and the angle β . Thus the data for orthoclase are $a:b:c=0.658:1:0.555$; $\beta=63^{\circ}57'$. In the holosymmetric class (Class 5, p. 185) there is an axis of twofold symmetry with a plane of symmetry at right angles to it, and hence the fundamental form consists of a hemipyramid made up of four faces. Thus in Fig. 117, the two faces marked Q together with the two parallel faces make up one hemipyramid $\{\bar{1}11\}$ (termed positive, because the faces subtend the acute angle between axes a and c), whilst the remaining four faces make up a second, negative hemipyramid, $\{111\}$. The complete bipyramid therefore represents these two forms in combination. The pinacoids and prisms are derived from the pyramids in precisely the same way as in the rhombic system, the various prisms being distinguished as prism $\{110\}$, clino-prism $\{011\}$, and ortho-prism $\{101\}$. The prism and clino-prism consist of four faces, whilst the ortho-prism, owing to the presence of only one plane of symmetry, falls into two hemiprisms or orthodomes, each consisting of two parallel faces which are shown as L (negative), N (positive) in Fig. 118.

A very large number of substances crystallises in this class, among which may be mentioned ferrous sulphate, magnesium potassium sulphate, and the other salts of the same series, sodium sulphate, orthoclase, etc. Fig. 119 represents a crystal of gypsum, $\text{CaSO}_4 \cdot 2\text{H}_2\text{O}$, in which b is the clino-pinacoid $\{010\}$, o the negative hemipyramid $\{111\}$, and p the prism. Fig. 120 is a crystal of hornblende, the faces of which are b the clino-pinacoid, p the prism, o the positive hemipyramid $\{111\}$, and c the basal pinacoid $\{001\}$.

The second class of crystals belonging to this system (Class 4, p. 185) possesses an axis of symmetry, but no plane of symmetry, and hence the crystals are polar about the orthodiagonal, the faces at one end of this axis being independent of those at the other. The pyramid and prisms are thus reduced to forms consisting of only two faces, whilst the clino-pinacoid is reduced to a single face. There being no plane of symmetry, enantiomorphous forms (p. 180) are possible and many substances are known which exhibit these. Among

these are a number which are optically active, *i.e.* rotate the plane of polarisation of polarised light, examples of this being lævo- and dextro-tartaric acids. Cane-sugar also belongs to this class (Fig. 121) and exhibits the faces *a* the orthopinacoid, *c* the basal pinacoid, *r* the orthodome $\{10\bar{1}\}$, *p* the positive prism $\{110\}$, *p'* the negative prism $\{1\bar{1}0\}$, *g* the clinodome, and *o* the negative pyramid.

Finally crystals also occur which possess only a plane of symmetry (Class 3, p. 185), and hence, as in the foregoing

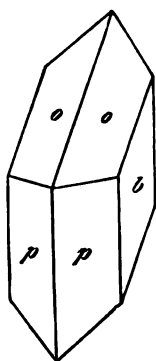


FIG. 119.

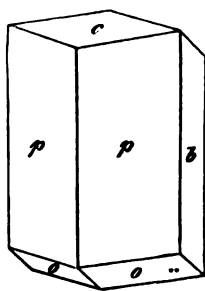


FIG. 120.

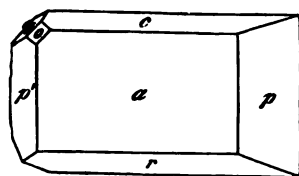


FIG. 121.

class, the pyramid consists of only two faces (*e.g.* P and P in Fig. 117, p. 212) and the other forms are correspondingly affected. Potassium tetrathionate affords an example of this class.

VI.—TRICLINIC, ANORTHIC OR ASYMMETRIC SYSTEM.

109 This system is entirely without any plane or axis of symmetry and the crystallographic axes may be chosen parallel to any three edges. Any one face of the crystal is chosen as the pyramid face, and three unequal axes cutting one another at angles (α, β, γ) are thus determined. Thus in Fig. 122 cc' is the vertical axis, $b'b$ the macro-diagonal, and $a'a$ the brachy-diagonal. Five values have to be found in order completely to determine a triclinic form, *viz.* $a : b : c$ the relative length of the axes, and the three angles (α, β, γ) which they form with each other.

In the holosymmetric (Class 2, p. 185), which possesses a centre of symmetry, each form consists simply of a pair of

parallel faces. The pyramid shown in Fig. 122 therefore in reality consists of four of these pairs in combination; thus the two parallel faces $abc, a'b'c'$ constitute the form $\{111\}$, $ab'c$ and $a'bc'$ the form $\{1\bar{1}1\}$, etc. The prism, the faces of which are parallel to the vertical axis, is similarly made up of two independent forms, $\{110\}$ and $\{1\bar{1}0\}$, and the same is true of the macro- and brachy-domes, etc. Fig. 123 represents a crystal of copper sulphate, $\text{CuSO}_4 \cdot 5\text{H}_2\text{O}$, in which the face a is taken as the macro-pinacoid $\{100\}$, pp' is the prism, o one face of the "pyramid."

Crystals are also known which are quite devoid of symmetry,

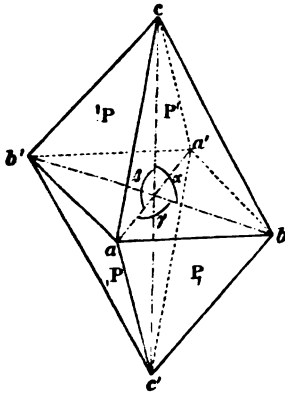


FIG. 122.

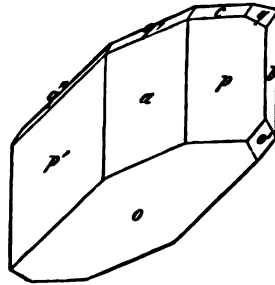


FIG. 123.

(Class 1, p. 185), each crystallographic form consisting of a single face. An example of this is afforded by calcium thiosulphate.

THERMAL, ELECTRICAL AND OPTICAL RELATIONS OF CRYSTALS.

110 Crystals which belong to the regular system expand when heated equally in every direction. On the other hand, crystals belonging to the hexagonal and tetragonal systems expand differently in the directions of the vertical and of the horizontal axes. This is clearly seen in the following table, which gives the coefficients of expansion of substances crystallising in these two systems.¹

¹ Pfaff, *Pogg. Ann.* 1858, 104, 171.

	Vertical axis.	Horizontal axis.
<i>Tetragonal System.</i> —Tinstone	. 0·0004860	0·0004526
Zircon	. 0·0006264	0·0011054
<i>Hexagonal System.</i> —Quartz	. 0·0008073	0·0015147
Tourmaline	. 0·0009369	0·0007732

Crystals belonging to the other systems possess coefficients of expansion which differ for each of the three directions of the axes. Hence, whilst the angles of substances crystallising in the regular system remain constant under change of temperature, those of crystals belonging to the other systems undergo small deviations with alterations of temperature.

The same relation is exhibited by crystals with regard to the conduction of heat as holds good in the case of expansion. The conducting power of crystals of the regular system is the same in all directions. Those belonging to the quadratic and hexagonal systems conduct equally in two directions, and unequally in the third, whilst crystals belonging to the other systems conduct differently in every direction. The conducting power of crystals can be studied by covering a face of the crystal with a thin coating of wax, allowing the wax to solidify and then bringing the point of a hot needle or other pointed hot body against the wax coating. If the crystal conduct equally in all directions in the plane of the face the wax will melt in a circle of which the hot point is the centre. If the conduction be unequal, the melted wax will be seen to assume the form of an ellipse.

Pyro-electric Action of Crystals.—Certain crystals when heated exhibit a peculiar development of electricity, one end of the crystal, or fragment of crystal, becoming negatively electrified, whilst the other end exhibits positive electricity.

This phenomenon only occurs in crystals which have no centre of symmetry. When a polar axis of symmetry is present the oppositely electrified poles are developed at either end of it and indicate its direction within the crystal. The examination of the pyro-electric properties of a crystal or crystalline fragment therefore supplies valuable information as to its true symmetry. Tourmaline exhibits this property in a very high degree, and boracite, cane-sugar, topaz, and silicate of zinc are also crystals which exhibit pyro-electrical reactions.

III *Optical Properties of Crystals.*—The relations of crystals to light are of great importance, as enabling us to determine crystalline symmetry in cases in which the usual methods either give

uncertain results or fail entirely. Transparent crystals belonging to the regular system exert no peculiar action on a ray of light; they behave in this respect like glass or any other amorphous substance. The incident ray gives rise to one refracted ray, and the crystal possesses one refractive index.¹

All other crystals are doubly refractive, and they are further subdivided into uniaxial and biaxial crystals.

The uniaxial crystals comprise those of the hexagonal and tetragonal systems. In one direction, termed the optic axis, which is parallel to the vertical crystallographic axis, no double refraction occurs, but in all others the incident ray is doubly refracted, forming two plane-polarised rays, one of which, the ordinary ray, follows the ordinary law of refraction, whilst the other, the extraordinary ray, does not follow this law.

The biaxial crystals comprise those of the rhombic, monoclinic and triclinic systems. In general, incident light is doubly refracted yielding two extraordinary plane-polarised rays. They possess, however, two directions in which this is not the case, and these are called the optic axes. The angle between the optic axes of a biaxial crystal is an important constant of the crystal. Thus, for example, it is $69^{\circ} 5'$ for rhombic sulphur, $47^{\circ} 54'$ for the monoclinic potassium magnesium sulphate, and $76^{\circ} 36'$ for the triclinic albite, in all cases for sodium light. Many crystals possess the power of producing circular polarisation, *i.e.* of rotating the plane of polarisation of polarised light through a certain angle. Crystals which exhibit this property belong to classes in which enantiomorphous forms are possible, and the two corresponding forms produce the rotation in opposite directions. An example of this is afforded by quartz.

CHEMICAL CRYSTALLOGRAPHY.

112 The study of the correlation of chemical composition and crystalline structure is a subject of great interest, which is termed chemical crystallography.² We are still far from a

¹ Cases have indeed been observed by Brewster and others in which a crystal belonging to the cubic system exhibits double refraction, but this is due to unequal tension in the mass of the crystal and resembles the case of double refraction by unequally heated or compressed glass.

² For further information on this subject see Fock, *An Introduction to Chemical Crystallography*, translated by W. J. Pope (Oxford, Clarendon Press, 1895); and Groth, *Einführung in die chemische Kristallographie* (Leipzig, Engelmann, 1904; English Translation by H. Marshall, London, Gurney and Jackson, 1906).

comprehensive theory connecting these two properties, although the subject is one which has engaged the attention of investigators since comparatively early times.

In his celebrated system of classifying minerals devised in 1801, Haüy propounded the principle that a difference in the primary form of two crystals invariably indicates a difference of chemical composition, whilst identity of form, except in crystals of the regular system, equally implies identity of composition. It was, however, soon found that his principle could not be applied in all its generality, for exceptions to both of these statements were known even at that time, and many more were soon discovered and established by careful investigation.

113 *Polymorphism*.—Even before Haüy promulgated the idea that bodies which crystallise in different forms differ also in chemical composition, Vauquelin had noticed that titanite acid occurs as rutile and anatase, two minerals possessing distinct crystalline forms. In like manner, Klaproth pointed out that hexagonal calc-spar is the same chemical compound as rhombic aragonite. These exceptions to Haüy's law were then explained by the presence in the compound of some impurity which had the power of altering the crystalline form. Thus, aragonite was found to contain small quantities of strontium carbonate, a mineral which is found crystallised in the same form, and this small proportion was supposed to exert so powerful an action as to compel the calcium carbonate to assume a rhombic form.

In 1821 Mitscherlich proved that this property of crystallising in two distinct forms is common to many bodies both elementary and compound, and he termed such bodies *dimorphous*.

Other substances, again, are capable of existing in *three* distinct crystalline forms. These are termed *trimorphous*, whilst the general term *polymorphous* is applied to all substances which possess more than one crystalline form.

The different forms of polymorphous substances are not only distinguished by their crystalline structure, but also differ in their other physical properties, such as specific gravity, hardness, refractive power, etc. In fact they behave physically like distinct substances. Each form is only stable under definite conditions of temperature and pressure, and, as soon as the temperature reaches the transition point (p. 114), changes into the other form, the conversion taking place most rapidly when a fragment of the second form, which is now the more stable, is brought into contact with the mass.

Sulphur, which has been very carefully studied, in this respect, forms an excellent example of a dimorphous substance. One form yields crystals belonging to the holohedral class of the monoclinic system, having the crystallographic constants $a:b:c = 0.9958:1:0.9998$; $\beta = 95^\circ 46'$; and the specific gravity 1.96. The second form yields crystals of the holoaxial class of the rhombic system (Class 6, p. 185), having the constants $a:b:c = 0.8130:1:1.9030$, and the specific gravity 2.07. The second of these is stable at the ordinary temperature, but at 95.6° changes with absorption of heat into the monoclinic variety, which is stable from this temperature up to the melting point. The reverse change, accompanied by evolution of heat, occurs when the monoclinic crystals are cooled below 95.6° . A very large number of similar instances is known, examples being mercuric iodide (dimorphous), titanium dioxide (trimorphous), ammonium nitrate (tetramorphous), etc.

114 *Morphotropy*.—When one element or group of elements is substituted for another in a compound, a change is as a rule produced in the crystalline structure. Such changes are known as *morphotropic* (Groth, 1870), and their exact nature is ascertained by a careful comparison of the crystals of the two compounds. If either of the two substances be polymorphous, it will be found that the simplest relations exist between the corresponding forms. For the purposes of such a comparison each crystal is imagined divided into a number of structural units, the volume of each of which, known as the equivalent or molecular volume, is proportional to the molecular weight divided by the specific gravity and represents the volume in cc. occupied by the molecular weight of the substance in grams. The shape of the units is determined from a study of the symmetry and constants of the crystal, and when these are known the parameters of the structural unit, known as the *topic parameters* or *topic axes*¹ (χ , ψ , ω), can be calculated.

These represent the relative distances apart of the centres of contiguous structural units along the directions of the three morphological axes. In simple cases they further represent the relative lengths of the edges of the elementary parallelepipedon, of which the volume is represented by the molecular volume, and the mutual relations of the edges are represented by the crystallographical axial ratios (Tutton). A comparison of these

¹ Muthmann, *Zeit. Kryst. Min.* 1894, **22**, 497; Tutton, *Journ. Chem. Soc.* 1894, 628; Becke, *Anzeiger. d. K. Akad. d. Wiss. Wien*, 1893, **30**, 304.

constants for the two crystals shows at once what changes in structure have accompanied the change in composition. Ammonium iodide, for example, crystallises in cubes and the structural units of its crystals are also cubes. The molecular weight is 143·83 and the specific gravity 2·501, so that the molecular volume is $143\cdot83/2\cdot501 = 57\cdot51$. Since the structural units are cubes, the three topic axes are equal to each other and to the cube root of the volume, so that $\chi = \psi = \omega = \sqrt[3]{V} = \sqrt[3]{57\cdot51} = 3\cdot860$.

When the four hydrogen atoms of the ammonium group, NH_4 , are replaced by the methyl group, CH_3 , yielding the iodide, $\text{N}(\text{CH}_3)_4\text{I}$, it is found that this new substance crystallises in the tetragonal system. The structural units of these crystals have a molecular volume of 108·70, considerably greater than that of ammonium iodide, and are no longer cubes. Calculation shows that in this case the topic axes have the values given below :

	NH_4I	$\text{N}(\text{CH}_3)_4\text{I}$
V	57·51	108·70
χ	3·860	5·319
ψ	3·860	5·319
ω	3·860	3·860

This shows that the dimensions of the structural unit parallel to the vertical axis (ω) have remained unchanged, whilst parallel to the two horizontal axes (χ and ψ) they have increased considerably. Comparisons of this kind have been chiefly instituted between organic substances containing various substituted groups. Among inorganic substances the best known cases are those in which the substitution of one element for another only produces a very small change in crystalline structure; and we pass on to the study of this phenomenon.

115 Isomorphism.—Haüy's second principle that identity of crystalline form implies identity of composition was soon found to be inconsistent with facts. As long ago as 1784 Leblanc had shown that crystals of an identical form could be obtained from solutions containing sulphate of copper and sulphate of iron mixed in very different proportions. He likewise states that crystals of alum, a sulphate of aluminium and potassium, may frequently be found to contain a considerable quantity of iron, although no alteration in the crystalline form can be

noticed. Vauquelin, too, showed in 1797 that common potash alum may contain large quantities of ammonia, and yet the crystalline form of the substance does not undergo any change. It was also well known that many minerals which are identical in crystalline form may possess a very different chemical composition. Thus in certain specimens of red silver ore, arsenic is present as an essential constituent, whilst in others antimony takes its place. In like manner, the common garnet, crystallising in the regular system, sometimes contains much iron and little aluminium, and sometimes large quantities of aluminium and little iron. Berthollet considered facts like these to be in accordance with his views on chemical combination, but Proust explained them by supposing that we have here to deal not with chemical compounds but rather with mechanical mixtures.

In the year 1816 Gay-Lussac made the remarkable observation that when a crystal of common potash alum is hung up in a saturated solution of ammonia alum it grows exactly as if it had been placed in the solution from which it was originally obtained. From this fact he drew the conclusion that the molecules of these two alums possess the same form. Later on, in 1819, Beudant noticed that if solutions containing two of the following salts, sulphate of zinc, sulphate of iron, or sulphate of copper, be crystallised, the crystals which are deposited always possess the form of one of these salts, although they contain a considerable quantity of the other salt, which, when crystallised by itself, possesses a totally different form.

In order to explain these and similar well-recognised facts Haüy threw out the notion that certain bodies possess the power of crystallisation to such a degree that even when present in small quantities they compel other bodies to adopt their crystalline form.

Clear light was thrown on this subject by the researches of Mitscherlich, the results of which were communicated to the Berlin Academy in 1819. Mitscherlich showed that the compounds of various elements possessing a similar constitution have also identical crystalline form, as ascertained by the measurement of their angles. The first substances examined by Mitscherlich were the arsenates and phosphates of sodium potassium, and ammonium. He showed that the crystals of the phosphate and arsenate of the same metal not only contain the same quantity of water of crystallisation, and crystallise in the

same form, but that when the two salts are mixed in varying quantities the crystals which such a solution deposits are of the same form as those obtained from solutions of the pure salts, whilst the proportion of each ingredient found in the crystal deposited from the mixed solution varies according to the proportions in which the ingredients were mixed. Hence Mitscherlich concluded that analogous elements or groups of elements can replace one another in compounds without any alteration of crystalline form. Such substances are said to be *isomorphous* (*ἴσος*, equal to, *μορφή*, shape). A large number of other compounds were shown by Mitscherlich to conform to the above law.

Subsequent investigations have, however, proved that the angles of isomorphous crystals are not absolutely identical, but that each substance differs slightly from the other in this respect. This is well shown by the isomorphous sulphates and selenates of the alkali metals potassium, rubidium, and caesium (and ammonium), which together with the corresponding isomorphous selenates and the series of isomorphous double salts formed with the sulphates and selenates of magnesium, zinc, etc., have been investigated with great care by Tutton.¹

The sulphates of potassium, rubidium, caesium, and ammonium crystallise in forms of the rhombic system, and it has been found that the substitution of Rb for K and of Cs for Rb produces a small progressive change both in the crystallographic constants and in all the physical properties of the crystals. When the molecular volumes and topic axes are calculated, similar relations are found to hold, the substitution causing a slight increase both in the molecular volume and in all the topic axes.

Crystallographic axes, $a : b : c$.	Density.	Mol. Vol.	Topic Axes.		
			x	ψ	ω
K_2SO_4 0.5727 : 1 : 0.7418	2.666	64.91	3.8810	3.8574	4.9964
Rb_2SO_4 0.5723 : 1 : 0.7485	3.615	73.34	4.0304	4.0039	5.2366
Cs_2SO_4 0.5712 : 1 : 0.7531	4.246	84.58	4.2187	4.1849	5.5175
$(NH_4)_2SO_4$ 0.5635 : 1 : 0.7319	1.772	74.04	4.0792	4.0051	5.2020

It is interesting to note that the effect on the structure of the crystal of replacing the potassium atom in potassium

¹ *Journ. Chem. Soc.* 1905, 1123, 1183: where references to the preceding papers of the series will be found.

sulphate by the ammonium radical, NH_4 , is almost exactly the same as that produced by the substitution of rubidium.

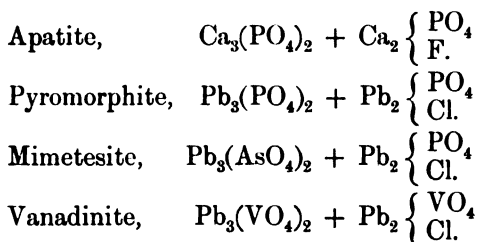
It was at first thought that identity or very close resemblance of the crystalline forms of two substances was sufficient to stamp them as isomorphous. It has, however, been found that substances often crystallise in very similar forms, although they have no similarity in chemical composition. Substances are therefore not considered as truly isomorphous unless they are capable of crystallising together in *mixed crystals* in which the two substances occur in relative proportions which may be gradually varied. Such crystals are characterised by the fact that their physical properties, such as specific gravity, index of refraction, etc., are strictly the mean of the corresponding properties of their constituents. It is, however, rarely possible to obtain an unbroken series of mixed crystals of two isomorphous substances, this being probably due to the fact that the two substances are polymorphic and that the corresponding forms differ considerably in stability. Thus the sulphates of potassium and ammonium form a complete series of mixed crystals, whereas the corresponding chlorides only form very limited series, containing either a large proportion of potassium chloride with a small admixture of ammonium chloride or *vice versa*. Such mixed crystals of isomorphous substances are best regarded as solid solutions of one of the substances in the other.

In the absence of mixed crystals two substances are not usually regarded as strictly isomorphous. This is the case, for example, with sodium nitrate, which was formerly supposed to be isomorphous with calcite, because the two have nearly the same crystallographic constants, and pieces of calcite when suspended in a saturated solution of sodium nitrate, which is allowed to evaporate, become uniformly covered with sodium nitrate, just as would a crystal of the latter salt itself. This relation appears only to exist when the two substances have nearly the same molecular volume, and some investigators regard pairs of substances of this kind as truly isomorphous.¹ In the same way all substances which crystallise in the regular system have the same crystallographic constants, but are not looked upon as strictly isomorphous unless, like the alums, they belong to the same crystallographic class and are capable of forming mixed crystals.

¹ Barker, *Journ. Chem. Soc.* 1906, 1120.

Substances which are truly isomorphous, as just defined, are found in all cases to have analogous chemical composition and this may, therefore, be taken as a confirmation of the atomic weights in use, on which the analogous formulæ depend (p. 25).

116 Cases of isomorphous mixtures are very common among minerals, and the following serve as an excellent illustration of isomorphous replacement.



The isomorphous chemical elements in these minerals are:—

- (1) Phosphorus, Arsenic, Vanadium; (2) Calcium and Lead;
- (3) Chlorine and Fluorine.

They all crystallise in hexagonal prisms, the form of apatite being seen in Fig. 124. The values of the angle α , between

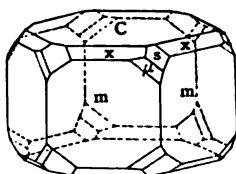


FIG. 124.

the normals to the faces C and x, and the length of the vertical axis (c), that of the horizontal axes being taken as the unit, are found to be:—

	c.	α .
Apatite	0.735	40° 18'
Pyromorphite	0.736	40° 22'
Mimetesite	0.722	40° 54'
Vanadinite	0.712	39° 26'

Not unfrequently both chlorine and fluorine occur in the same specimen of apatite, and phosphorus and arsenic often replace one another in pyromorphite.

Another well-marked case is that of the rhombohedral

carbonates of the metals calcium, magnesium, iron, zinc, and manganese. These minerals all crystallise in similar rhombohedra, and the several metals can replace one another in varying proportions without any change of form occurring. It has, however, been observed that the angles of the different rhombohedra are not exactly equal, but that the different members of the series vary in this respect by one or two degrees; thus:—

		Angle on terminal edge.
Calcium carbonate, or calc-spar,	CaCO_3 .	$105^\circ 5'$
Magnesium carbonate, or magnesite,	MgCO_3 .	$107^\circ 25'$
Ferrous carbonate, or spathic iron ore.	FeCO_3 .	$107^\circ 0'$
Zinc carbonate, or calamine,	ZnCO_3 .	$107^\circ 40'$
Manganese carbonate, or diallogite,	MnCO_3 .	$106^\circ 5'$

117 The replacement in minerals of varying proportions of the different isomorphous compounds is well illustrated by the following percentage analysis of spathic iron ore:—

Ferrous oxide,	FeO	45·55
Manganous oxide,	MnO	12·50
Lime,	CaO	1·57
Magnesia,	MgO	1·80
Carbonic acid,	CO_2	38·58
		100·00

If we now divide the percentage of oxide by its combining weight, thus $\frac{45\cdot55}{71\cdot38}$ for ferrous oxide, etc., etc., we obtain the following numbers respecting the proportion between the number of equivalents of the several constituents present:—

$\text{FeO} = 0\cdot6372$, $\text{MnO} = 0\cdot1773$, $\text{CaO} = 0\cdot0282$, $\text{MgO} = 0\cdot0448$, or summing these we have $0\cdot8875$. This is, however, very nearly the proportion which must be present in order to unite with $38\cdot58 = 0\cdot8833$ equivalents of CO_2 , the difference being owing to

errors of experiment. In other words, the number of molecules of the basic oxides present is the same as that of the carbon dioxide; hence the formula for this spathic iron ore is $(\text{Fe, Mn, Ca, Mg})\text{CO}_3$, signifying that the relative quantities of the metals in question present are indeterminate, but are in the

aggregate such as are needed to combine with CO_2 . Hence we have the following as the composition of the mineral :—

Ferrous carbonate,	FeCO_3	. . .	73.39
Manganese carbonate,	MnCO_3	. . .	20.24
Calcium carbonate,	CaCO_3	. . .	2.80
Magnesium carbonate,	MgCO_3	. . .	3.95
			100.38

118 Isodimorphism.—When two substances are isomorphous and one of them is dimorphous, crystallising in two distinct forms, it is often found that the second substance is also dimorphous and that each of its two forms corresponds with one of the forms of the first substance, a double isomorphism being thus exhibited. Such substances are said to be *isodimorphous*, and cases of *isotrimorphism* are also known. The trioxides of arsenic and antimony serve as a striking example of isodimorphism. For a long time these compounds were only known to occur in two forms which were not isomorphous, and this was the more remarkable as their elementary constituents exhibit such a close analogy. It was afterwards found that arsenious oxide, As_2O_3 , which usually crystallises in regular octahedra (arsenolite), is occasionally met with in rhombic crystals (claudetite), exactly identical in form with those in which antimonious oxide, Sb_2O_3 , commonly occurs in nature (valentinite). A mineral consisting of this latter oxide, and called senarmontite, was next discovered. The crystals of this are octahedral, so that the isodimorphism of these substances is now completely proved, especially since it has been found possible to produce the octahedral crystals of antimonious oxide artificially.

An important addition to our knowledge of the correlation of chemical and crystalline structure has been made by Barlow and Pope,¹ who substitute for the molecular volume (p. 219) the *valency volume*, which is numerically equal to the sum of the valencies of the atoms contained in the molecule. They have thus arrived at extremely important and interesting conclusions, for which reference must be made to the original paper.

¹ *Journ. Chem. Soc.*, 1906, 1675.

SYSTEMATIC DESCRIPTION OF THE METALS AND THEIR DERIVATIVES.

119 In the following systematic description of the metals, the latter are classified in groups according to the periodic system, each of these groups being further divided into two or more sub-groups. The members of each sub-group are described in order of their atomic weight.

GROUP I.

Sub-group (a).—The Alkali-Metals.

Lithium
Sodium
Potassium
Rubidium
Cæsium

Sub-group (b).—The Copper Group.

Copper
Silver
Gold

The metals of this group all form characteristic series of salts in which the metal is apparently monovalent, and except in the case of copper and gold this series of salts is by far the most important. The division into sub-groups is more sharply defined than is usually the case, the metals copper, silver and gold, which as already pointed out fall near the centre of the "double periods" (p. 55), only showing a limited resemblance to the alkali-metals. The resemblance is most prominent in the case

of the two typical elements, lithium and sodium, the salts of which are frequently isomorphous with the corresponding silver salts. In the exact classification according to the periodic classification, sodium belongs to the sub-group (*b*), as like copper, silver and gold it is a member of one of the "odd" periods; in its properties, however, it so closely resembles the metals of the sub-group (*a*) that it is always described together with these.

THE ALKALI-METALS.

120 The above name is given to this group because the two most important members, sodium and potassium, are constituents of the substances which have been long known by the name of *alkalis*. The name alkali is first found in the works of the Latin Geber, and is the name there given to the soluble salt obtained by the lixiviation of the ashes of sea-plants. We also find the same word employed to designate the carbonate of potash obtained by a similar treatment of the ashes of land-plants. The difference between the alkalis potash and soda was at that time not understood, and in order to distinguish them from the carbonate of ammonia, the volatile alkali, they were both termed the fixed alkali. The distinction between the mild and caustic alkalis had long been known, and the mode of converting the former into the latter by boiling their solutions with lime was a well-recognised process. In the Historical Introduction (see Vol. I. p. 16) we have seen that Black, in the year 1755, was the first to explain this change, as he proved that the mild alkalis contain fixed air or carbon dioxide.

The first clear distinction between the two alkalis, potash and soda, appears to have been made by Duhamel in the year 1736, although Stahl pointed out that the alkali contained in common salt is different from that contained in wood-ashes, and this difference was indicated by the first being termed the mineral and the second the vegetable alkali. Marggraf showed in 1759 that the salts of the two alkalis possess totally distinct properties, and that whilst those of the common alkali tinge the flame of a spirit-lamp violet, those containing the base of common salt impart to the flame a yellow colour. It was, however, soon afterwards pointed out by Klaproth that the vegetable alkali potash was contained in several minerals, such as leucite,

and then the special name *potash* in English, *potasse* in French, and *kali* in German was given to this particular alkali. Klaproth suggested for the mineral-alkali the name *natron*, the English equivalent for which is *soda*, and the French *soude*. All these names had formerly been used indiscriminately for any alkali.

Up to the year 1807 the alkalis were considered to be simple substances. Lavoisier had indeed expressed a view that these bodies probably contained oxygen, owing to their analogy with other well-known metallic oxides, but Davy was the first to isolate the metals.

A few years later (1817), the lithium compounds were discovered by Arfvedson, and in 1860 the two remaining metals, rubidium and caesium, were isolated by Bunsen and Kirchhoff.

The alkali metals are all soft silvery metals, which may be readily fused and volatilised, the melting and boiling points becoming lower with increasing atomic weight. The specific gravity increases with the atomic weight but less rapidly than the latter, the atomic volume therefore becoming greater as we ascend the series. They are the most strongly electro-positive of the metals, their hydroxides being the most powerful bases known, and within the group itself the basicity increases with the atomic weight, that of caesium hydroxide being the greatest.

The alkali metals form only one series of stable salts, and in these they are monovalent; a few halogen derivatives are known in which they have a valency of 3, 5, 7, or even 9, but these readily decompose into the free halogens and the monovalent haloid compound of the metal. With very few exceptions the whole of the salts are soluble in water, those of lithium being the least soluble.

They combine with oxygen to form oxides of the general formula M_2O , which correspond to the monovalent salts; these are, however, as a rule difficult to prepare in the free state, as they combine very readily with oxygen forming higher oxides and with water forming the characteristic hydroxides MOH , which are also produced by the direct action of the metals on water.

These metals all unite directly with hydrogen, forming crystalline hydrides, $(MH)_n$, which are decomposed by water.

LITHIUM, Li = 6·98 (H = 1).
= 7·03 (O = 16).

121 Lithium was discovered in 1817 by Aug. Arfvedson whilst he was working in the laboratory of Berzelius.¹ He obtained a new alkali, and Berzelius gave to it the name *lithia*. It was first found in several minerals from the iron mines of Utö in Sweden, especially petalite and spodumene.

Lithium is derived from *λίθος*, stony, as it was then believed to be an alkali whose presence was confined to mineral matter in contradistinction to the other alkalis which were found in vegetable and animal bodies. Since that time, however, lithium has been shown to be very generally distributed throughout the animal and vegetable kingdoms, this fact having been first ascertained by Bunsen and Kirchhoff in their earliest research on spectrum analysis in 1860 (p. 162).²

Sources of Lithium.—The most important minerals containing this element are *triphylite*, $(\text{LiNa})_3\text{PO}_4 + (\text{FeMn})_3(\text{PO}_4)_2$, or $(\text{LiNa})(\text{FeMn})\text{PO}_4$, containing from 1·6 to 3·7 per cent. of lithium; *petalite*, $\text{LiAl}(\text{Si}_2\text{O}_6)_2$, containing 2·7 to 3·7 per cent. of lithium; *lepidolite* or *lithia-mica* 1·3 to 5·7 per cent.; *spodumene* or *triphane*, $\text{LiAl}(\text{SiO}_3)_2$, 3·8 to 5·6 per cent. Smaller quantities of lithium, whose presence can be ascertained by the spectroscope, are found in a large number of minerals. The water of certain mineral springs also contains large quantities of dissolved lithium salts. Thus Berzelius³ so long ago as 1822 detected this element in the water of Egger-Franzensbad, and in 1825 in the springs at Karlsbad and Marienbad. The spectroscope has since shown that lithium occurs in most mineral waters, in sea-water, and in that of almost every river⁴ and surface spring. Some mineral springs contain lithium in considerable quantity. Thus Bunsen found 295·2 mgrm. of lithium chloride in one liter of the water of the Murspring at Baden-Baden.⁵ and W. A. Miller⁶ found 372 mgrm. in one liter of water from a spring in the Wheal Clifford mine at Redruth in Cornwall.

¹ *Schw.* 1817, 22, 93; *Ann. Chim. Phys.* 1819, 10, 82.

² *Phil. Mag.* 1860 (4), 20, 97.

³ *Pogg. Ann.* 1825, 4, 245.

⁴ *On Thames Water.* A. and F. Dupré. *Phil. Mag.* 1860 (4), 20, 373.

⁵ *Jahresb.* 1861, 1091.

⁶ *Chem. News*, 1864, 10, 181.

By the decomposition of rocks containing lithium this metal finds its way into the soil. It has been detected in that of the Limagne d'Auvergne, and can be traced in the ashes of the plants which grow in that district (Truchot).¹ It is widely distributed throughout the vegetable kingdom, occurring in the ash of the vine, in that of many cereals, in sea-weed and in tobacco (Bunsen and Kirchhoff). It has been found especially in the leaves of many plants, in cacao, coffee, and sugar-cane as well as in the residues from the extraction of beet-sugar.² It appears, however, that lithium salts cannot replace potassium salts in plants; indeed, when added in quantity they generally seem to act as a poison. In certain plants, however, such as for instance the *Samolus Valerandi*, lithium appears to act beneficially, inasmuch as the stronger plants contain most lithium.

From the vegetable world lithium finds its way into the animal kingdom; thus Bunsen and Kirchhoff observed its presence in the ashes of milk and in human blood and muscular tissue.³ Nor is lithium a metal which is confined to terrestrial matter, for Bunsen⁴ detected it in two meteoric masses, one of which fell at Juvenas in France on May 15th, 1821, and the other at Parnallee in Southern India on February 28th, 1857, and Engelbach⁵ observed lithium in a meteorite from the Cape. The presence of lithium in the atmosphere of the sun is at present doubtful.

122 Extraction of Lithium Salts.—1. From petalite and lepidolite. The first method of extraction, proposed by Berzelius,⁶ consists in fusing the powdered mineral with double its weight of lime. On dissolving the fused mass in hydrochloric acid, and evaporating with sulphuric acid, the lithium is obtained in solution as sulphate, together with some aluminium sulphate and gypsum. The first salt is precipitated by addition of chalk, and the second by oxalate of ammonium. This method was improved by Regnault and again much simplified by Troost.⁷ This latter chemist fuses the following mixture at a very high temperature in a wind furnace: finely powdered lepidolite, 10 parts; barium

¹ Ber. 1874, 7, 653; *Compt. Rend.* 1874, 78, 1022.

² Lippmann, Ber. 1897, 30, 3037. See also Tschermak, *Journ. Chem. Soc.* 1900, Abst. ii. 235.

³ See also Hermann, *Pflüger's Archiv.* 1905, 109, 26.

⁴ *Annalen*, 1861, 120, 253.

⁵ *Pogg. Ann.* 1862, 116, 512.

⁶ *Traité*, 2, 89.

⁷ *Compt. Rend.* 1856, 43, 921.

carbonate, 10 parts; barium sulphate, 5 parts; potassium sulphate, 3 parts. The heavy silicate and sulphate of barium sink to the bottom, and a layer of the sulphates of potassium and lithium is found at the top of the fused mass. These can be extracted by simple lixiviation. The sulphates are then converted into chlorides by the addition of barium chloride, the chlorides evaporated to dryness, and the lithium chloride extracted by treatment with a mixture of absolute alcohol and ether.

2. For the purpose of extracting lithium salts from triphylite, a process proposed by Hugo Müller¹ is the best. This consists in dissolving the mineral in hydrochloric acid, oxidising with nitric acid, precipitating the phosphoric acid with a ferric salt, evaporating to dryness and extracting with hot water. Chlorides of manganese and lithium are thus dissolved. The manganese is precipitated by sulphide of barium, and the excess of barium removed by sulphuric acid. The oxalate of lithium is obtained by evaporating with oxalic acid, and this on ignition is converted into the carbonate.

123 *Preparation of Lithium.*—The attempts made by Arfvedson and Gmelin to prepare metallic lithium were fruitless. They endeavoured to separate the metal by the electrolysis of its salts, but the battery they used was not powerful enough. Later on, the decomposition of lithia was tried by heating it with iron, and carbon; these experiments also proved abortive. Then Davy succeeded in obtaining a small quantity of the metal by electrolysis, but was unable to examine its properties. In 1858 Bunsen and Matthiessen were the first to obtain lithium by electrolysis in quantity, and to examine its properties carefully. The following is Bunsen's description of the process:² "Pure chloride of lithium is fused over a Berzelius' spirit-lamp (or Bunsen's gas-lamp), in a small thick porcelain crucible, and is decomposed by a zinc-carbon battery consisting of four to six cells. The positive pole is a small splinter of gas-coke, and the negative an iron wire about the thinness of a knitting-needle. After a few seconds, a small silver-white regulus is formed under the fused chloride round the iron wire and adhering to it, which after two or three minutes attains the size of a small pea: to obtain the metal the wire pole and the regulus are lifted out of the fused mass by a small flat spoon-shaped iron spatula. The wire can then be

¹ *Annalen*, 1853, **85**, 251.

² *Journ. Chem. Soc.* 1856, 143.

withdrawn from the still melted metal, which is protected from ignition by the chloride of lithium, with which it is coated. The metal may now be easily taken off the spatula with a pen-knife, after having been cooled under rock oil. As this operation can be repeated every three minutes, an ounce of chloride of lithium may be reduced in a very short time."

For the preparation of the metal on a somewhat larger scale it has been found advisable to employ a mixture of the chlorides of potassium and lithium in equal weights,¹ or lithium bromide, to which 10—15 per cent. of the chloride has been added.² The metal can also be obtained by the electrolysis of solutions of the chloride in pyridine,³ and in various alcohols.⁴

Lithium cannot be obtained in a similar manner to that by which sodium and potassium are prepared, viz., by heating the carbonate with charcoal, or the hydroxide with iron (Troost), but distils over when pieces of magnesium are added to lithium hydroxide heated in an iron retort.⁵

Properties.—Lithium is a solid, possessing a silver-like lustre, but tarnishes on exposure to the air. It is much less oxidisable than potassium or sodium. It is not so soft as these metals, but is softer than lead, and makes a grey streak on paper. Lithium can be pressed into wire, and can be welded at ordinary temperatures. It melts at 180° (Bunsen), 186° (Kahlbaum),⁶ and if the melted metal be pressed between two sheets of glass, a surface is obtained which exhibits the colour and brilliancy of polished silver. Lithium floats on petroleum, and is the lightest of all known bodies which are solid at the ordinary temperature, its specific gravity varying from 0.5891 to 0.5983 (Bunsen).

Heated in the air lithium ignites at a temperature above its fusing point, burning tranquilly with a bright white light. It also burns when heated in hydrogen, chlorine, bromine, iodine, dry carbon dioxide, or sulphur vapour, and combines readily with nitrogen on heating and slowly absorbs the gas even at

¹ Guntz, *L'Electrochimie*, 1896, October.

² Ruff and Johannsen, *Zeit. Elektrochem.* 1906, 12, 186.

³ Kahlenberg, *J. Physical Chem.* 1899, 3, 602.

⁴ Patten and Mott, *J. Physical Chem.* 1904, 8, 153.

⁵ Warren, *Chem. News*, 1896, 74, 6.

⁶ Kahlbaum, *Zeit. anorg. Chem.* 1900, 23, 220; compare Ruff and Johannsen, *Zeit. Elektrochem.* 1906, 12, 186; Bernini, *Physikal. Zeit.* 1905, 6, 74.

the ordinary temperature forming the nitride. When thrown on to water it oxidises, but does not fuse like sodium. Nitric acid acts on it so violently, that it fuses and often ignites. Concentrated sulphuric acid attacks it slowly, but dilute sulphuric and hydrochloric acids quickly. Silica, glass, and porcelain are attacked by lithium at a temperature below 200° (Bunsen and Matthiessen). Lithium is more electro-negative than sodium.

COMPOUNDS OF LITHIUM

124 *Lithium Oxide, Li_2O , and Lithium Hydroxide, LiOH .*—Dry oxygen does not act upon lithium at the ordinary temperature. Indeed the metal may be melted in dry air without losing its brilliancy. Heated much above 180° lithium takes fire and burns brilliantly in the air with the formation of lithium oxide or lithia which is coloured yellow by a small quantity of a higher oxide and volatilises slowly at 600°.¹ It may be prepared in a purer state by heating nitrate of lithium in a silver basin. It forms a white crystalline mass which dissolves slowly in water with the formation of the hydroxide, LiOH . This latter compound is also obtained by boiling carbonate of lithium for some hours with milk of lime, and evaporating the clear liquid to dryness in a silver basin. It forms a white caustic crystalline mass resembling caustic soda which melts at a red-heat, does not volatilise at a white heat, and is insoluble in a mixture of alcohol and ether. Its solution absorbs carbonic acid from the air but less rapidly than does caustic soda, and it does not deliquesce on exposure. Crystalline hydrates $\text{LiOH}, \text{H}_2\text{O}$ and $2\text{LiOH}, \text{H}_2\text{O}$ have been obtained.²

Lithium Peroxide, Li_2O_2 .—When hydrogen peroxide and alcohol are added to a solution of the hydroxide, the compound $\text{Li}_2\text{O}_2, \text{H}_2\text{O}_2, 3\text{H}_2\text{O}$ is precipitated in hard, colourless crystals, which yield the anhydrous peroxide, Li_2O_2 , when they are kept over phosphoric oxide.³

Lithium Hydride, LiH .—Lithium slowly combines with hydrogen at a dull red-heat, and rapidly at a bright red-heat

¹ Lebeau, *Compt. Rend.* 1903, **136**, 1256.

² Muretow, *Ber.* 1872, **5**, 331; Göttig, *Ber.* 1887, **20**, 2912.

³ de Forcrand, *Compt. Rend.* 1900, **130**, 1465.

with incandescence, forming the white solid hydride, which melts at 680° . It partially decomposes when slowly heated, and at 600° has a dissociation pressure of 27 mm. of hydrogen. At a red heat it burns in chlorine, yielding hydrogen chloride and lithium chloride, whilst with hydrogen chloride it forms the chloride and hydrogen (Guntz). It is only slowly altered in the air, and is decomposed by water with evolution of hydrogen and formation of the hydroxide.¹

125 Salts of Lithium.—Many of the salts of lithium are isomorphous with those of sodium and silver, whilst in the alums this element can replace potassium and the other alkali metals. Lithium differs in a marked manner from sodium, potassium, &c., by forming a sparingly soluble carbonate and phosphate.

Lithium Chloride, LiCl .—This salt is formed when lithium burns in chlorine, or when lithia or the carbonate is dissolved in hydrochloric acid. Its preparation from spodumene and petalite has already been described. By evaporating the aqueous solution above 15.5° , or the alcoholic solution over sulphuric acid, the chloride is obtained in octahedra. The fused salt has a specific gravity of 2.068 at 25° , and melts at a low red-heat to a mobile liquid; it is one of the most deliquescent salts known, and is also very soluble in many of the alcohols. When its aqueous solution is evaporated to dryness, traces of hydrochloric acid are given off, a little lithia being formed, and on redissolving, the liquid has an alkaline reaction. Three hydrated chlorides are known, viz., $\text{LiCl}\cdot\text{H}_2\text{O}$, $\text{LiCl}\cdot 2\text{H}_2\text{O}$ and $2\text{LiCl}\cdot 3\text{H}_2\text{O}$.

One hundred parts of water dissolve :

At	0°	20°	65°	80°	140°	160°
LiCl	63.7	80.7	104.2	115	139	145 parts

The saturated solution boils at 171° (Kremers).

The chloride forms a series of unstable additive compounds with 1, 2, 3, and 4 molecules of ammonia.²

Metallic lithium dissolves in the fused chloride, forming a greyish coloured, homogeneous product, which decomposes water, and is regarded by Guntz as a subchloride.³

Lithium iodotetrachloride, $\text{LiICl}_4 + 4\text{H}_2\text{O}$, is obtained by the action of chlorine on a solution of lithium chloride and iodine in dilute hydrochloric acid and crystallises in needles.⁴

¹ Guntz, *Compt. Rend.* 1896, **122**, 244; **123**, 694.

² Bonnefoi, *Ann. Chim. Phys.* 1901 (7), **23**, 317.

³ *Compt. Rend.* 1895, **121**, 945.

⁴ Wells and Wheeler, *Zeit. anorg. Chem.* 1891, **2**, 255.

Lithium sulphate, $\text{Li}_2\text{SO}_4 + \text{H}_2\text{O}$, is obtained by dissolving the carbonate in dilute sulphuric acid, and crystallises in thin monoclinic plates, which dissolve readily in water and alcohol. The *acid sulphate*, LiHSO_4 , is also known.¹

Lithium Nitride, Li_3N .—Lithium absorbs nitrogen at the ordinary temperature, the reaction taking place with incandescence when the metal is heated in a stream of the gas,² with formation of the nitride Li_3N , which is, however, best prepared pure by heating the metal very gently in an iron dish in a slow stream of nitrogen.³

Lithium azoimide, LiN_3 , crystallises with $1\text{H}_2\text{O}$ in colourless hygroscopic needles and explodes between $115\text{--}298^\circ$.⁴

Lithium nitrate, LiNO_3 , is prepared by dissolving the carbonate in nitric acid, and is very soluble in water and alcohol. It crystallises in anhydrous rhombohedra isomorphous with sodium nitrate (Troost).

The solid salt in equilibrium with a saturated solution contains $3\text{H}_2\text{O}$ up to a temperature of 29.6° and a concentration of 57.5 per cent., $\frac{1}{2}\text{H}_2\text{O}$ from 29.6° to 61.1° , and above this temperature is the anhydrous salt.⁵

Normal Lithium Phosphate, Li_3PO_4 , is distinguished from the phosphates of the other alkali metals by its slight solubility in water, in this respect resembling the phosphates of the next group of metals. It is precipitated as a crystalline powder by adding a lithium salt to common sodium phosphate together with caustic soda. It may also be obtained by acting on lithium carbonate with phosphoric acid. It dissolves in 2,539 parts of water and in 3,920 of water rendered alkaline by ammonia. In presence of ammoniacal salts it is much more soluble, and is precipitated from the solution by heating with caustic potash. It is readily soluble in hydrochloric and nitric acids; baryta water precipitates the phosphoric acid from the solution as barium phosphate, the whole of the lithium salt remaining in solution (W. Mayer). When a nitric acid solution of the normal salt is evaporated and the excess of free acid driven off, the di-hydrogen salt, LiH_2PO_4 , remains behind. This is readily

¹ Schultz, *Pogg. Ann.* 1868, **133**, 137.

² Deslandres, *Compt. Rend.* 1895, **121**, 886.

³ Guntz, *Compt. Rend.* 1896, **123**, 995.

⁴ Dennis and Benedict, *Zeit. anorg. Chem.* 1898, **17**, 18; Curtius and Rissom, *J. pr. Chem.* 1898 (2), **58**, 261.

⁵ Donnan and Burt, *Journ. Chem. Soc.* 1903, 335.

soluble, and, on evaporation over sulphuric acid, deposits deliquescent crystals.

Lithium carbide, Li_2C_2 , is formed when a mixture of the carbonate with sugar charcoal is heated in the electric furnace,¹ and when metallic lithium is heated with carbon or in a current of carbon monoxide or dioxide.² It is a transparent, colourless crystalline mass of sp. gr. 1.65 at 18°, and is a powerful reducing agent. It inflames in fluorine and chlorine at the ordinary temperature and is readily attacked by bromine, iodine, oxygen, sulphur, phosphorus, and arsenic. Water decomposes it, forming lithium hydroxide and pure acetylene. It can also be prepared by acting on lithium dissolved in liquid ammonia with acetylene at -40° to -80° and heating the crystalline compound $\text{C}_2\text{Li}_2, \text{C}_2\text{H}_2, 2\text{NH}_3$, which is formed.³

Normal Lithium Carbonate, Li_2CO_3 .—This salt, unlike the carbonates of the other alkali metals, is but slightly soluble in water, thus more nearly resembling the carbonates of the next group of metals. It is precipitated as a crystalline powder when a concentrated solution of lithium chloride is poured into a solution of ammonium carbonate in aqueous ammonia, and the mixture heated so long as the precipitate increases in bulk.

The carbonate commences to decompose at about 600° into carbon dioxide and lithium oxide, which slowly volatilises.⁴

One hundred parts of water dissolve at :

0°	10°	20°	50°	75°	100°
1.539	1.406	1.329	1.181	0.866	0.728

parts of lithium carbonate, whilst at 102° the numbers 0.796 and 0.995 were obtained when the solution had boiled for 15 and 60 minutes respectively.⁵ The solubility of the carbonate is increased by various sodium and potassium salts, and still more by ammonium salts.⁶

If the solution be slowly evaporated crystalline crusts or small transparent crystals of the salt separate out, and if these be suspended in water and carbon dioxide passed in, *lithium hydrogen carbonate*, LiHCO_3 , is formed. On evaporation the

¹ Moissan, *Compt. Rend.* 1896, **122**, 362; 1898, **126**, 302.

² Guntz, *Compt. Rend.*, 1896, **123**, 1273; 1898, **126**, 1866.

³ Moissan, *Compt. Rend.* 1898, **127**, 911.

⁴ Lebeau, *Compt. Rend.* 1903, **136**, 1256.

⁵ Bewald, *J. Russ. Phys. Chem. Ges.* 1884, **i**, 591.

⁶ Geffcken, *Zeit. anorg. Chem.*, 1905, **43**, 197.

solution loses carbon dioxide again depositing the normal salt. Lithium carbonate is employed in medicine, especially in gouty affections, as it acts as a solvent for uric acid.

Lithium silicide, Li_6Si_2 , is prepared by heating lithium and silicon together in a vacuum and removing the excess of lithium by liquid ammonia or by heating to 500° *in vacuo*. It forms small lustrous crystals of a deep indigo blue colour, has the sp. gr. 1.12, and decomposes above 600° into its elements. This compound acts as a vigorous reducing agent, burns when heated in the air or oxygen, and is decomposed when heated in hydrogen and the halogens. Concentrated hydrochloric acid decomposes it, forming silicoethane, Si_2H_6 , and water produces a violent reaction, the silicoethane, which is probably the first product, being decomposed by the lithium hydroxide also formed (Vol. I., p. 880).¹

Lithium orthosilicate, Li_4SiO_4 , is prepared by fusing lithium carbonate with the requisite quantity of silica, and crystallises in the same form as olivin, whilst the *metasilicate*, Li_2SiO_3 , has the same form as hypersthene. Both salts are partly decomposed by water.

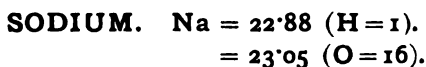
DETECTION AND ESTIMATION OF LITHIUM.

126 The presence of extremely small traces of lithium compounds ($\frac{1}{1000000}$ of a milligram) can be ascertained with certainty by means of the spectroscope. The luminous vapour of lithium, obtained by bringing a trace of the salt on a fine platinum wire into the non-luminous gas flame, gives, when examined by a spectroscope, two sharply-defined lines—the one a very weak yellow line, $\text{Li}\beta$ (wave-length = 6104); the other a bright red line, $\text{Li}\alpha$ (wave-length = 6708). Not only do all the lithium salts when thus heated give this reaction, but ashes of plants and the lithium minerals only require for this purpose to be held in the flame. Natural silicates which only contain traces of lithium must first be subjected to the following treatment. A small portion of the substance is digested with hydrofluoric acid, and the residue moistened with sulphuric acid and heated; the dry mass is then treated with alcohol and the extract allowed to evaporate in a shallow dish. The solid particles are scraped off and brought into the flame on the platinum wire (Bunsen).

¹ Moissan, *Compt. Rend.* 1902, **134**, 1083.

Lithium is separated from all the heavy and earthy metals in the ordinary process of analysis. It may be separated from potassium by the precipitation of the latter metal as the insoluble double chloride of potassium and platinum, the corresponding lithium compound being soluble. It can be separated from sodium by the solubility of lithium chloride in a mixture of ether and absolute alcohol. But as by this process a small quantity of sodium chloride is found to be dissolved, it is best to determine the amount of chlorine in a given weight of the mixed chlorides, from which the quantities of lithium and sodium may be calculated.

The atomic weight of lithium was first accurately determined by Mallet in 1856 and 1859, and by K. Diehl in 1862. It was afterwards determined by Stas by converting the chloride into the nitrate, and by the determination of chlorine in lithium chloride, the atomic weight deduced from these numbers being 6.98 (H = 1); 7.03 (O = 16).



127 In the writings of the Old Testament (Jeremiah ii. 22) we find a substance used for washing purposes mentioned as *nether*. This same substance is mentioned in Proverbs as being one which effervesces when vinegar is poured over it, and in our version this substance is called nitre. In Luther's translation the name chalk is given to this body, but there can be little doubt that by the word *nether* was meant trona, or the native carbonate of soda, to which the names *νίτρον* in Greek and *nitrum* in Latin were applied.

At a later date the name *nitrum* was given to saltpetre; but up to the fourth century there is no doubt that nitrum signified the carbonate of soda originally obtained from the salt lakes in Egypt, to which the names *flos salis* and *spuma nitri* were given. Reasons for believing this are, amongst others, the facts stated by Pliny, that in the first place this nitrum does not decrepitate when thrown on the fire ("igni non exsilit nitrum") as saltpetre does; that, secondly, it possesses a fatty touch, this property being heightened by boiling it with lime; thirdly, that the nitrum is used both with and without oil in the baths (in

balneis utuntur (nitro) sine oleo); and fourthly, that it is largely used in the manufacture of glass.

The word nitrum was, as we have already remarked, long indiscriminately applied to both soda and potash. The history of the distinction between these two bodies has also been dwelt upon. The terms soda and natron came into general use in the fifteenth century to distinguish fixed alkali from nitre.

128 The sodium compounds occur very abundantly and are universally diffused. Vast quantities of sodium chloride, NaCl , are found in extended deposits as rocksalt in different parts of the world and in various geological formations, whilst the same compound occurs in solution in sea-water, salt lakes, salt springs, and many mineral waters. The double fluoride of sodium and aluminium, cryolite 3NaF , AlF_3 , is found in large quantity in Greenland, and sodium nitrate, or Chili saltpetre, NaNO_3 , is deposited in beds several feet thick in the rainless districts of Southern Peru and Bolivia; the carbonate, Na_2CO_3 , and the sulphate, Na_2SO_4 , are found either in springs or as deposits in the beds of dried-up lakes. Many minerals, especially nepheline, sodalite, albite, labradorite, contain sodium silicate in considerable quantity, whilst traces of sodium compounds occur in all silicates. Indeed it is difficult to find any substance which does not contain traces of sodium as evidenced by the very delicate spectroscopic reaction.

Sodium compounds are also found in living organisms of all kinds. The whole of the animal body, especially the juices, is rich in sodium compounds, the carbonate, chloride, and phosphate chiefly occurring, together with sodium salts of organic acids.

Plants growing in or near the sea contain sulphate, iodide, and chloride of sodium. Sodium salts are, however, not characteristic of vegetable life in the same sense that potassium salts are. Thus, whilst the latter alkali is always present in larger quantities in certain organs of the plant than in others, sodium appears in general to be equally diffused throughout the whole organism. It is also a remarkable fact that the sodium salts contained in the ashes of plants are insoluble in water, as they combine with the phosphates of the alkaline earths to form insoluble compounds. For this reason the presence of sodium compounds in the ashes of plants has often been overlooked.

Duhamel and Cadet show that if the plant *Salsola Soda*, which grows near the sea, and which yields an ash rich in soda

salts, be transplanted to an inland situation, the ash gradually loses soda and gains in potash, until at last the whole of the former disappears. On the other hand, if inland plants are grown near the sea the reverse change takes place (Correnwinder).

129 Preparation of Metallic Sodium.—Sodium, like potassium, was first obtained in 1807 by Davy¹ by electrolysis of caustic soda, though according to him it is less easily prepared in this way than potassium. Up to recent years sodium was manufactured by a process proposed by Brunner of igniting a mixture of sodium carbonate and charcoal, and this method was improved by Deville,² who showed that the manufacture of sodium is simpler and easier than that of potassium, as there is no liability to explosions. This process is, however, a costly and an uneconomic one, inasmuch as a considerable quantity of the sodium is volatilised and burns; some adheres to the receiver, and the reduction does not occur completely, so that in a well-conducted operation the sodium obtained is only about one-third of the theoretical yield, and, moreover, as it is necessary to expose the retorts to a white heat, they are rapidly burnt through and rendered useless. An improvement in this method of manufacture was introduced by Castner³ in 1886 by replacing the sodium carbonate by caustic soda. The reaction is expressed as follows:



By this process, which was successfully worked for some time, the price of sodium was materially reduced, but subsequently Castner⁴ introduced another method of manufacture, viz., the electrolysis of caustic soda, which has placed the sodium industry on an entirely new basis, and obviated the great difficulties which necessarily beset all the older plans. The temperature of decomposition rises only a few degrees above 300°C., and thus the wear and tear of the apparatus is reduced to a minimum, whilst at the same time the whole of the sodium is obtained as metal. In the year 1807 Davy, with his battery of 100 cells, found it "impossible to produce the effects of decomposition on pieces of soda of more than fifteen or twenty grains in weight"; the process has now been so

¹ *Phil. Trans.* 1808, pp. 5, 21.

Ann. Chim. Phys. 1855 [3], 43, 5.

² See Roscoe, *Proc. Roy. Inst.* London, 1889.

⁴ *J. Soc. Chem. Ind.* 1891, 777, Pat. No. 13,356 (1890).

amended that at Weston Point, Runcorn, and at Newcastle-upon-Tyne, in England, by the Castner Kellner Alkali Company, at Rheinfelden in Germany by the Elektro-chemische Fabrik Natrium, at Clavaux, France, by la Société d'Electrochimie, and in America by the Electrochemical Company of Niagara, no less than 3-4,000 tons of sodium are manufactured annually.

The apparatus consists of an iron vessel *a* (Fig. 125) suitably mounted in brickwork *r* so that the heat applied by the gas burners *g* may be well distributed. The vessel *a* is provided with one or more base pipes *b* adapted to receive the negative

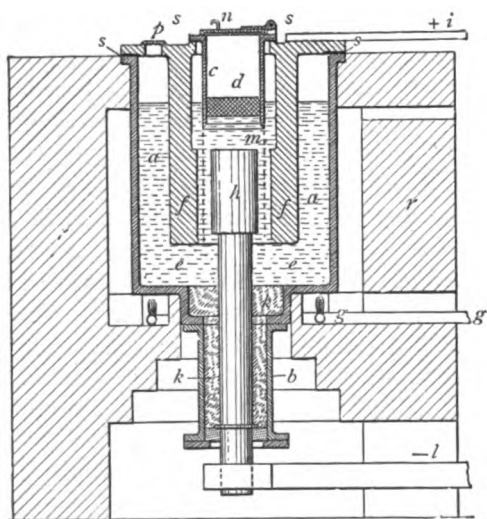


FIG. 125.

electrodes *h*, which are preferably of metal and pass up into the vessel. Suspended directly above the cathode is a tubular iron receptacle *c* which is provided on its upper end with a lid *n*, whilst to its lower edges is secured an iron wire gauze *m*, which, when the receptacle *c* is placed in position, completely surrounds the cathode. The positive electrodes *f* are made of such metal as will withstand the oxidising action of the evolved gases, as, for instance, nickel, and either form part of the cover of the vessel *a* or are bolted to it, being so placed that when the cover is adjusted the electrodes are a suitable distance from, and directly surround the gauze *m*. Electrical connection is made between the cover by the connection *i* with the positive pole

of the dynamo, and with the negative pole by the connection *l*. The cover is provided with an opening *p* for the escape of the gases resulting from the electrolysis, this opening also serving for the introduction of a thermometer. Insulation is made at the points *ss*, by means of asbestos. The size and distance apart of the electrodes are both proportioned to the quantity of current to be supplied, the effective action of the apparatus being largely dependent on the accuracy with which this is carried out.

The sodium being much lighter than the hydroxide, rises together with the hydrogen from the negative electrode and passes into the receiver *c*, the hydrogen escaping around the edges of the cover *n*, while the molten metal continues to collect in quantity. From time to time this collected metal *d* is removed by means of a large finely-perforated spoon, the perforations enabling the molten caustic to flow out whilst the metal remains in the spoon. Caustic is added to the bath from time to time to replace the metal removed, and in this way a continuous process may be carried on in an economical manner.

Any increase of temperature is followed by a proportionate loss of product and waste of electrical energy, but it is possible so to adjust the electrical current and the quantity of caustic alkali forming the electrolyte, that the proper temperature will be maintained in a previously melted bath without external heat, or even by an increase of current to melt the bath, subsequently reducing the quantity of current, until the working temperature is attained; if large currents are used the bath and the electrodes may be artificially cooled by air or water circulation. The cathode may be conveniently sealed in the extension *b* by means of molten caustic *k* which is allowed to harden before beginning the process.

In order to secure a fair yield of metal for the current applied it is necessary that the temperature of the electrolyte should not be allowed to rise above 330°, or 20° above the melting point of caustic soda.

The sodium thus obtained is sufficiently pure for ordinary purposes, and only requires to be remelted and then cast into sticks about one inch thick and a foot long. These may be preserved in closed vessels in dry air for a long time without undergoing any considerable oxidation, but it is usual first to moisten the sticks with petroleum. When in smaller masses it is advisable to keep the sodium under petroleum.

A process has also been proposed by Darling for the manufacture of sodium and nitric acid by the electrolysis of sodium nitrate, but has not yet found any extended application.

130 Properties.—Sodium is a white metal possessing a high silver-white lustre. It may be obtained in the crystalline condition by sealing up 100 grams of metal in a glass tube filled with hydrogen. The sodium is melted at one end of the glass tube and then allowed to filter through some wire gauze placed in a narrowed portion of the tube. The melted metal is thus rendered perfectly free from oxide, and must be fused in the clean part of the tube, allowed to cool partially, and then the central liquid portion suddenly poured off from the solidified crust. According to Long,¹ sodium crystallises in the tetragonal system, forming acute octahedra. The specific gravity of sodium at 0° was found by Davy to be 0.9348; later and more accurate determinations of Baumhauer give 0.9735 as its specific gravity at 13°.5. At -20° sodium is rather hard, at 0° it is very ductile, at the ordinary temperature it has the consistency of wax, at 50° it is semi-fluid, and it melts at 95°.6 (Bunsen), forming a liquid resembling mercury in its appearance. Sodium boils at 877°.5,² emitting a vapour which is colourless when seen in thin layers, but of a peculiar purple colour by transmitted light when seen in quantity (Roscoe and Schuster), and which exhibits a green fluorescence.³ With the exception of silver, copper, and gold, it conducts heat and electricity better than any of the metals (Matthiessen), and next to caesium, rubidium, and potassium, it is the most electro-positive metal (Bunsen).

Sodium has been obtained by the electrical method (p. 74) in the colloidal state, forming an unstable violet-coloured solution in ethyl ether.⁴

When freely exposed to moist air sodium oxidises like potassium, although not quite so rapidly. It burns with a bright yellow flame when heated in the air, forming the monoxide and the dioxide. Thrown on to cold water it swims on the surface, disengaging hydrogen and dissolving, but not evolving heat enough to ignite the hydrogen. Brought into contact with hot

¹ *Journ. Chem. Soc.* 1861, 123.

² Ruff and Johannsen, *Ber.* 1905, **38**, 3601; compare Perman, *Journ. Chem. Soc.* 1889, 328.

³ Wiedemann and Schmidt, *Ann. Phys. Chem.* 1896 [2], **57**, 447. Wood, *Phil. Mag.* 1905 [6], **10**, 513; *Physikal. Zeitschr.* 1906, **7**, 105.

⁴ Svedberg, *Ber.* 1905, **38**, 3616.

water, or thrown on to a thick paste of starch, or wet filter paper, the evolved hydrogen ignites and burns with a yellow sodium-tinted flame.

Sodium is largely used for the manufacture of cyanides and sodium peroxide, and for the preparation of silicon, boron, and magnesium, and of certain organic substances such as artificial indigo and antipyrin. The greater part of the sodium now produced in England is sent to Glasgow, where it is converted into sodium cyanide by the Cassel Gold Extracting Company.¹ Sodium-amalgam has also been employed in the process of extracting gold from the quartzose rock in which it occurs, and this amalgam, like sodium itself, is of great service as a reducing agent in the laboratory.

SODIUM COMPOUNDS.

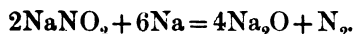
SODIUM AND OXYGEN.

131 Sodium forms two well-defined oxides, a strong basic monoxide Na_2O , and a peroxide Na_2O_2 . In addition to these a grey suboxide possibly exists, and also a sesquioxide, Na_2O_3 .

Sodium Suboxide, Na_3O , is stated to be formed when a clean surface of the metal is first exposed to air, and when pure air is passed through sodium just above its melting point. It is described as a grey arborescent mass, which burns when heated in the air, and decomposes water with evolution of hydrogen.²

Sodium Monoxide, Na_2O .—Sodium does not oxidise in perfectly dry air, but when heated in slightly moist oxygen it takes fire and burns with formation of a mixture of the monoxide and peroxide. If the amount of oxygen be limited and the sodium be not heated above 180° , only the former oxide is obtained.³

The monoxide can also be prepared by heating sodium nitrate or nitrite with metallic sodium,⁴ the nitrogen being liberated :



¹ Beilby, *Advances in Chemical Industry during the Nineteenth Century*, Proc. Roy. Phil. Soc., Glasgow, 1904.

² de Forcrand, *Compt. Rend.* 1898, 127, 364, 514.

³ Holt and Sims, *Journ. Chem. Soc.* 1894, 442.

⁴ German Patent, 142467 (22/7/1902).

It is a grey mass having a conchoidal fracture, and has a sp. gr. of 2.805; it melts at a dull red heat, and undergoes volatilisation at a still higher temperature (Davy). When brought in contact with water violent action occurs, sodium hydroxide being formed.

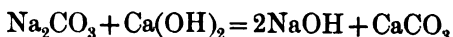
Sodium monoxide is the oxide corresponding to the monovalent sodium salts, to which class, as already stated, all the stable ones belong. They are characterised by the fact that almost all are readily soluble in water, even when the corresponding salts of the remaining alkali metals are sparingly soluble. The least soluble inorganic salt is sodium metantimonate.

Sodium Hydroxide, Sodium Hydrate, or Caustic Soda, NaOH.—When water is added to sodium monoxide great heat is evolved and the hydroxide is formed; it is also obtained when water is decomposed by sodium. It is best prepared in this way by placing metallic sodium in a pointed funnel of nickel gauze over water contained in a basin, and covering the funnel with a bell jar which stands in the basin, raised from the bottom by some pieces of glass rod. The water vapour attacks the sodium, and a solution of pure caustic soda (of about 40 per cent. strength) is formed, which drips into a platinum or nickel vessel placed under the funnel to receive it. The hydrogen evolved passes out through the water under the edge of the bell jar.¹

Care is needed in the construction of the apparatus for this preparation, as, if liquid water comes in contact with comparatively large pieces of sodium, dangerous explosions sometimes occur. The cause of these is not definitely known, but they are possibly due to the presence of carbide in the metal.²

The solution may be evaporated, and the soda obtained in a fused state and cast into sticks. The hydroxide thus obtained is free from chloride and sulphate of sodium, and from alumina, silica, and oxide of iron.

In order to obtain it more cheaply a solution of sodium carbonate is boiled with milk of lime:



and it is now also obtained by the electrolysis of a solution of sodium chloride, the sodium first liberated reacting with the

¹ Küster, *Zeit. anorg. Chem.* 1904, **41**, 474.

² Harpf and Fleissner, *Chem. Centralblatt*, 1906, II. 994; Küster, *Chem. Centralblatt*, 1906, II. 994.

water to form caustic soda with evolution of hydrogen. The manufacture by both of these methods will be described later, together with that of sodium carbonate (p. 279).

Commercial caustic soda prepared by the first method always contains sodium chloride and sulphate, and alumina, and frequently silica, and ferric oxide. It may be purified by dissolving in pure alcohol, and evaporating the clear solution to dryness in a silver basin (*Soude a l'alcool*, Berthollet). The product still contains traces of sodium chloride, carbonate and acetate, the latter being formed by the action of caustic soda on the alcohol.

Caustic soda is a white opaque solid, with a fibrous texture; it has a specific gravity of 2.13 (Filhol), melts at 310°, is rather less volatile than caustic potash, and decomposes into its elements at the melting-point of cast iron. It deliquesces in the air and when moist absorbs carbon dioxide, and acts as a powerful caustery. It is very soluble in water and in alcohol, one part dissolving in 0.47 parts of the former, yielding a strongly alkaline solution. The fused substance rapidly corrodes most metals, cast iron and silver being least affected.

Hydrates of Caustic Soda.—The equilibrium curve for caustic soda and water is of a very complex character,¹ and indicates the existence of a number of hydrates. Among these the following have been isolated: NaOH, H₂O, melting at 64°, is always produced when a hot concentrated solution of the hydroxide is allowed to cool; NaOH, 2H₂O, melting at about 12°, is obtained from 96.8 per cent. alcohol²; 2NaOH, 7H₂O is deposited in large transparent tabular monoclinic crystals when a solution of soda-ley of specific gravity 1.365 is exposed to a temperature of -8°. These crystals melt at 6°, yielding a liquid having a specific gravity of 1.405 (Hermes),³ but according to Pickering melt at 15.5°.

In addition to these there is evidence for the existence of two isomeric hydrates with 4H₂O; NaOH, 5H₂O; NaOH, 7H₂O, and a complex labile hydrate with 3.11H₂O. The hydrate 2NaOH, 3H₂O has also been described.⁴

The following table gives the specific gravity of caustic soda

¹ Pickering, *Journ. Chem. Soc.* 1893, 890; Dietz, *Wissenschaft. Abhandl. Reichsanstalt*, 1900, 3, 450.

² Göttig, *J. pr. Chem.* 1889 (2), 2, 360. ³ Pogg. *Ann.* 1863, 119, 170.

⁴ de Forcrand, *Compt. Rend.* 1901, 133, 223.

solutions at 15°/4° according to the experiments of Bousfield and Lowry :¹

Percentage of NaOH.	Specific gravity.	Percentage of NaOH.	Specific gravity.
5	1·0555	30	1·3309
10	1·1111	35	1·3830
15	1·1665	40	1·4334
20	1·2218	45	1·4815
25	1·2768	50	1·5290

Caustic soda is a most useful substance, and is largely used for many industrial processes, its chief employment being in the manufacture of soap. A description of the methods used for its preparation on the large scale will be found in the sequel.

Sodium Dioxide, Na_2O_2 , is formed when the metal is heated in an excess of air or oxygen, and is prepared on the large scale by placing sodium on aluminium trays, which are in turn placed on tram carriages passing through an iron tube heated to about 300°. The air is freed from moisture and carbonic acid before passing through the tube, and as the fully oxidised product is taken from the finishing end of the tube a fresh charge of sodium is placed at the other end, the tram carriages being pushed forward to admit the fresh trays. The finished product contains about 93 per cent. Na_2O_2 . About 500 tons are manufactured per annum by this process by the Castner Kellner and other companies.

Pure sodium dioxide is yellow, but becomes white on exposure to the air from absorption of water and carbon dioxide.² It dissolves in water with partial formation of caustic soda and hydrogen dioxide, the latter decomposing on heating into water and oxygen, and an analogous decomposition takes place on addition of mineral acids, the corresponding sodium salt being formed. It does not give off oxygen, unless heated to very high temperatures, but acts as a very strong oxidising agent on any substance mixed with it, and is therefore used in the analysis of many minerals, such as iron pyrites, chrome ironstone, &c. It has a very violent action on glacial acetic acid, the whole mass becoming ignited, and in presence of moisture oxidises any readily combustible substances such as wood, paper, &c., and great care must therefore be exercised in

¹ *Phil. Trans.* 1905, A, 204, 253.

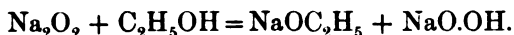
² Jaubert, *Compt. Rend.* 1901, 132, 35.

dealing with large quantities of the dioxide. It is reduced to metallic sodium by charcoal, coke, or graphite at 300–400°.¹

It absorbs carbonic anhydride with formation of sodium carbonate and liberation of oxygen, and on account of this property its use has been proposed² for the regeneration of air in closed spaces contaminated by respiration, such as submarines, and in respiratory apparatus for use in atmospheres containing noxious gases. It also absorbs carbonic oxide with formation of sodium carbonate, and nitrous and nitric oxides with formation of sodium nitrate.³ When the solution in cold water is allowed to evaporate, large tabular hexagonal crystals of the hydrate $\text{Na}_2\text{O}_2 \cdot 8\text{H}_2\text{O}$ separate out, which on standing over sulphuric acid lose water forming the hydrate $\text{Na}_2\text{O}_2 \cdot 2\text{H}_2\text{O}$. The first hydrate is also formed when alcohol is added to a mixed solution of caustic soda and hydrogen peroxide,⁴ and these two hydrates are also formed when the peroxide is exposed to moist air free from carbon dioxide.⁵

A solution of the dioxide in hydrochloric acid, consisting of sodium chloride and hydrogen dioxide, is now manufactured on the large scale, and is much used for bleaching straw.

Sodyl Hydroxide, NaO.OH .—When sodium peroxide is treated with alcoholic hydrochloric acid or with absolute alcohol at 0° the dioxide partially dissolves and a white powder remains which has the composition NaO_2H . It dissolves in water at 0°, forming a strongly alkaline solution, which on warming decomposes into caustic soda and oxygen, the same decomposition taking place with explosion when the dry substance is heated. It does not yield salts with mineral acids but yields with acetic acid an *acetate* $\text{NaO.OC}_2\text{H}_3\text{O}$, and must therefore contain the hydroxyl group. Its formation from the dioxide is represented by the equation:



Sodyl hydroxide gives off oxygen on addition of potassium permanganate, evolves chlorine with hydrochloric acid, and liberates iodine from potassium iodide at the ordinary temperature.

Two constitutional formulæ are possible for this substance

¹ Bamberger, *Ber.* 1898, **31**, 451.

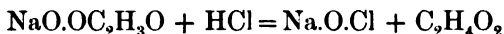
² German Patent 168,717, 3/3/1904.

³ Harcourt, *Journ. Chem. Soc.* 1862, 276.

⁴ Fairley, *Journ. Chem. Soc.* 1877, 125. See also de Forcrand, *Compt. Rend.* 1899, **129**, 1246; 1900, **130**, 1555.

⁵ Jaubert, *Compt. Rend.* 1901, **132**, 86.

namely: Na.O.OH and O:Na.OH . It is not converted by hydrochloric acid into sodium hypochlorite, according to the equation:



but yields hydrogen dioxide, and therefore the second of these formulæ, according to which sodium is here present as a triad, is the more probable. If this be the case it appears not improbable that sodium dioxide itself contains both monad and triad sodium, as represented by the formula O:Na.O.Na .¹

Sodium Trioxide, Na_2O_3 , is formed according to Joannis,² by the action of an excess of oxygen on a solution of sodium in liquid ammonia. It is decomposed by water with evolution of oxygen and formation of the hydrated dioxide, and by carbon dioxide with evolution of oxygen.

SODIUM AND HYDROGEN.

132 *Sodium Hydride*, NaH .—When sodium is heated in hydrogen at 370° the hydride is produced as a colourless crystalline sublimate. It has the specific gravity 0.92, and is insoluble in organic solvents and in liquid ammonia, but dissolves in fused sodium. When strongly heated in a vacuum it dissociates into its elements. The hydride is at once decomposed by water with formation of caustic soda and hydrogen, burns when heated in dry air, and ignites spontaneously in moist air. It burns brilliantly in fluorine, chlorine, and nitrogen peroxide, and is decomposed by hydrogen chloride, nitric and sulphuric acids, and by solid oxidising agents.³ When the hydride is heated in carbon dioxide, carbon is liberated, whilst it combines with moist carbon dioxide to form sodium formate,⁴ $\text{H.CO}_2\text{Na}$. The absorption of hydrogen by sodium was observed by Troost and Hautefeuille,⁵ but they did not obtain the crystalline hydride. The heat of formation of the solid compound from its elements is 16.6 cal.⁶

¹ Tafel, *Ber.* 1894, **27**, 816, 2297.

² *Compt. Rend.* 1893, **116**, 1370; *Ann. Chim. Phys.* 1906, (8) **7**, 5.

³ Moissan, *Compt. Rend.* 1901, **133**, 803; 1902, **134**, 71. Holt, *Proc. Chem. Soc.* 1903, 187.

⁴ Moissan, *Compt. Rend.* 1903, **136**, 723.

⁵ *Ann. Chim. Phys.* 1874 (5) **2**, 273.

⁶ de Forcrand, *Compt. Rend.* 1905, **140**, 990.

SODIUM AND THE HALOGENS.

133 *Sodium Fluoride*, NaF, is prepared by neutralising aqueous hydrofluoric acid with caustic soda or sodium carbonate. It crystallises in cubes and sometimes in octahedra, has a specific gravity of 2.766, and melts at 980° (Ruff and Plato). It is sparingly soluble in water, 100 parts of water dissolving 4 parts of the salt at 15° (Frémy). It is sometimes employed as an antiseptic.

Sodium Chloride, or Common Salt, NaCl.—Davy states that sodium takes fire when brought into chlorine gas. Wanklyn¹ has, however, shown that dry chlorine does not attack sodium even in the melted state. Probably Davy's chlorine was moist. Metallic sodium also retains its brightness in liquid chlorine at -80°.

Chloride of sodium occurs as rock-salt in large deposits in various geological strata, in solution in sea-water and brine springs, and in small quantities in all running water. The chief European deposits of salt occur in the trias formation. The most important in England are those at Northwich and Winsford in Cheshire, at Fleetwood in Lancashire, and at Middlesboro' in Yorkshire. On the Continent important deposits occur at Weilizza in Galicia, at Reichenhall, Hallein, Berchtesgaden, and other localities in the Tyrol, and at Stassfurt in the north of Germany. Rock-salt also occurs in France, Spain, and Switzerland, and in Asia, Africa and America, in various localities.

The Cheshire salt-beds occur in the keuper (triassic) beds. They are two in number, separated by about thirty feet of clay: they are together about sixty yards thick, and extend over an area of sixteen miles by ten.

The methods adopted for raising and working the salt differ widely, according to the nature of the deposit and its situation. Sometimes the rock-salt is mined and brought up to the surface; generally, however, salt-springs or brine-wells are artificially constructed by sinking a bore-hole through the overlying strata to the salt-bed, and allowing water to pass down this boring. The water soon becomes saturated with salt, and it is then pumped up and the salt obtained by evaporation, either by means of fuel or by exposure to air.

Owing to the presence of cheap fuel and water carriage the

¹ *Chem. News*, 1869, 20, 271.

quantity of salt raised in England is much larger than that obtained in any other country. About 1,658,000 tons of salt were obtained from English brine in the year 1905, and in addition 231,000 tons were raised as rock-salt.

The process of evaporating the brine, 100 parts by weight of which in Cheshire usually contain 23.3 parts of salt, is of the simplest kind. Indeed it has not been improved since the time of the Romans, and although very numerous patents for the purpose have been taken out, no economy in fuel has been effected. The brine is evaporated in large shallow iron pans heated by means of fires placed beneath. The appearance and quality of the salt which deposits depends upon the temperature at which the brine is kept and the rapidity with which the process of evaporation is conducted. The Cheshire brine contains about 1.65 per cent. of calcium sulphate, CaSO_4 , and about 0.05 per cent. of magnesium chloride, MgCl_2 . The first of these salts is deposited as pan-scale when the brine is boiled down.

In Germany, where fuel is dear, the brine is sometimes evaporated by exposing it to the action of the air by a process termed "graduation." After having been allowed to trickle several times over high walls of fagots and thus become more concentrated, it is boiled down in pans.

Preparation of Salt from Sea-water.—The evaporation of sea-water in salterns, or brine-pans, by the aid of air and the sun's heat has been carried out from very early times. In England, at Hayling Island near Portsmouth, and at Lymington, and in Scotland at Saltcoats on the Ayrshire coast, such salterns have been in use quite recently.

In countries more favoured by sunshine, such as the coast of France, Sicily, Portugal and Spain, these salterns are more numerous than with us. When this salt, termed Bay-salt, is deposited, a mother-liquor called Bittern is left. This consists of the chlorides, sulphates, and bromides of magnesium and potassium, and from this bromine is obtained.

All common salt contains a small quantity of sodium sulphate, calcium sulphate, and magnesium chloride. The presence of the last compound renders the salt liable to become damp in the air. This same substance likewise not unfrequently attacks the iron pans, causing the presence of traces of ferric chloride in the salt.

In order to prepare chemically pure sodium chloride from

common salt, hydrochloric acid gas is passed into a saturated solution of salt. A precipitate of the pure chloride is thrown down, the alkali sulphates and magnesium chloride remaining in solution. The precipitate is thrown on a filter, washed with concentrated hydrochloric acid, and then dried and fused in a platinum basin.

Properties.—Sodium chloride crystallises in cubes. Rock-salt is usually found in cubical crystals, sometimes, however, in octahedra and intermediate forms. It possesses an agreeable saline taste and a specific gravity at 0° of 2·16. Rock-salt is highly diathermanous, or it permits the heat-rays, dark as well as visible, to pass through it; hence it is a valuable substance in thermal researches. Sodium chloride melts at 815·4° (Meyer, Riddle, and Lamb), and begins to volatilise at temperatures not far removed from its melting point; hence it cannot be fused without loss (Stas).

When heated with silicic or boric acid, sodium chloride is decomposed, with liberation of hydrochloric acid and formation of a silicate or borate. It has been proposed to utilise the former of these reactions for the manufacture of sodium carbonate, but without practical success. Sulphuric acid decomposes it, hydrochloric acid and hydrogen sodium sulphate or the normal sulphate being formed.

According to the experiments of Berkeley,¹ one hundred parts of water dissolve the following quantities of sodium chloride at the corresponding temperatures:

Temp.	0°	10°	20°	30°	40°	60°	80°	100°	107·7°
NaCl.	35·74	35·78	35·94	36·16	36·47	37·19	38·02	39·12	39·65

Hence sodium chloride is not, as was formerly supposed to be the case, equally soluble in cold and in hot water. The boiling point of the saturated solution is 107·7° at 745 mm. pressure (Berkeley). The specific gravity of salt solutions of different strengths is, according to Gerlach,² as follows:

Percentage of NaCl.	5	10	15	20	25
Specific Gravity at 15°.	1·03624	1·07335	1·11146	1·15107	1·19228

Chloride of sodium is nearly insoluble in absolute alcohol.

When the temperature of a saturated solution of sodium chloride is lowered to -10° a crystalline hydrate separates out³

¹ *Phil. Trans.* 1904, A. 203, 206.

² Gerlach, *Zeit. analyt. Chem.* 1869, 8, 279.

³ Lowitz, *Crell. Ann.* 1793, i. 314.

having the composition $\text{NaCl}\cdot 2\text{H}_2\text{O}$; this is also obtained by cooling a solution of sodium chloride in hot hydrochloric acid, in which it is sparingly soluble.¹ When brine is further cooled to -22° acicular bundles of crystals separate out. These consist of the cryohydrate, which contains 23.7 per cent. of sodium chloride (Guthrie).²

Sodium chloride is frequently found as rock salt in blue crystals, which become colourless when heated. A similar coloration can be produced by exposing colourless crystals to the vapour of metallic sodium or potassium, to the cathode rays, and to the radiation from radium. The artificial coloration appears to be due either to the presence of the metal or a subchloride, but it has not yet been definitely ascertained whether the natural coloration is due to the same cause or to the presence of an organic colouring matter.³

Sodium Bromide, NaBr , and *Sodium Iodide*, NaI , are prepared by processes similar to those employed in the case of the corresponding potassium salts, the latter being more largely used (p. 326). Both crystallise from hot concentrated solution in anhydrous cubes, whilst if the solutions be allowed to evaporate at the ordinary temperature, monoclinic prisms are deposited. These contain two molecules of water of crystallisation, and are isomorphous with the corresponding hydrate of sodium chloride; hydrates with $5\text{H}_2\text{O}$ also exist at low temperatures. The bromide melts at 765° , and the iodide at 650° (Ruff and Plato).

Sodium Hypochlorite, NaOCl , may be prepared by passing chlorine over powdered sodium carbonate, slightly moistened with water; it is, however, usually obtained in solution on the small scale by passing chlorine into a solution of caustic soda, which yields a mixture of the chloride and hypochlorite:



Traces of iron render these solutions unstable, but in the absence of iron fairly stable solutions, yielding about 30 per cent. of available chlorine, can be prepared. When more concentrated solutions are cooled they deposit solid sodium hypochlorite in fine needles belonging to the tetragonal system, which contain 39.9 per cent. of NaClO , 54.7 per cent. of water,

¹ Bevan, *Chem. News*, 1877, **35**, 17. ² *Phil. Mag.*, 1875, (4), **49**, 9.

³ See Wöhler and Kasarnowski, *Zeit. anorg. Chem.* 1905, **47**, 353, where the various possibilities are discussed and references to the literature given; and Siedentopf, *Physikalische. Zeitschr.* 1905, **6**, 855.

and small amounts of sodium chloride, chlorate, and hydrate. These crystals are much more stable than the solutions from which they crystallise.¹

Technical Preparation.—Sodium hypochlorite, NaOCl, in solution was known about 1790, and in 1820 it was well known as Eau de Labarraque, and subsequently as Eau de Javelle indiscriminately with the potassium hypochlorite solution. The solution was first made by passing chlorine into a soda solution, but afterwards by decomposing bleaching powder by a soda solution or by sodium sulphate; these solutions have been made in large quantities in South Lancashire and France for bleaching purposes; they contain 7 to 15 per cent. available chlorine.

Still weaker solutions are now prepared in large quantities at a large number of paper and bleaching works by electrolysing a solution of common salt under suitable conditions so that the hypochlorite shall not be converted into chlorate, nor yet reduced by the escaping hydrogen to chloride. The solutions are therefore made only weak, seldom exceeding 1 per cent. available chlorine, but as they are manufactured where used, this is no disadvantage. The first practical process was that of Hermite in 1884, since which numerous variations have been introduced, of which a full account has been given by Engelhardt,² and the theoretical considerations underlying the process have been described by Abel.³ The solutions frequently contain hypochlorous acid. Probably 10,000 horse-power is used in the various installations.

The crystals prepared by Muspratt and Smith in their first experiments melted at about 20° C. and then rapidly decomposed, so that there was little prospect of making this material technically useful; but in 1903 Muspratt succeeded in drying the crystals in a vacuum, and obtained a powder melting about 45° C. and containing from 40 to 60 per cent. available chlorine.

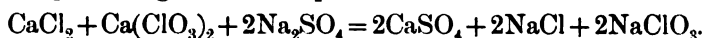
Sodium Chlorate, NaClO₃.—This salt is obtained, according to Muspratt and Eschelmann's process, by saturating milk of magnesia with chlorine and adding sodium carbonate to the resulting solution of magnesium chloride and chlorate. The liquor, after filtering from precipitated carbonate, is boiled down, the

¹ Muspratt and Shrapnell-Smith, *J. Soc. Chem. Ind.* 1898, 17, 1096; 1899, 18, 210.

² *Hypochlorite und elektrische Bleiche*, 1903.

³ *Hypochlorite und elektrische Bleiche*, 1905.

sodium chloride fished out as it separates, and the sodium chlorate purified by recrystallisation. In Pechiney's process the solution of calcium chlorate and chloride obtained by passing chlorine into hot milk of lime is evaporated down and as much as possible of the calcium chloride removed by crystallisation, the liquid being then decomposed with salt-cake :



According to the process of Best¹ it is also manufactured by acting with chlorine on a solution of sodium carbonate or bicarbonate at temperatures not exceeding 35°, the reaction being probably :



It is also prepared by the electrolysis of the chloride in a similar manner to the potassium salt.

Sodium chlorate is dimorphous, crystallising in combinations of the cube and tetrahedron showing also tetartohedral faces (Class 28, p. 185), or in rhombohedral forms of the hexagonal system. It has a sp. gr. of 2.29, and becomes damp when kept exposed to air. It is much more soluble in water than the potassium salt, 100 parts of water dissolving according to Kremers.

At	0°	20°	40°	60°	80°	100°	120°
Parts of NaClO ₃	81.9	99	123.5	147.1	175.6	232.6	333.3

It also dissolves readily in warm alcohol.

Sodium chlorate melts at 302° (Carnelley), 248° (Retgers), and is then for the most part converted into sodium chloride and perchlorate, with evolution of only a small quantity of oxygen (Schlössing). It is chiefly used in the manufacture of aniline black, its greater solubility making it more suitable for this purpose than the cheaper potassium salt.

Sodium Perchlorate, NaClO₄, is prepared by heating the chlorate or by neutralising perchloric acid with soda. It is very soluble in water, from which it crystallises at the ordinary temperature in long pointed plates containing one molecule of water, and at 50° in anhydrous rectangular prisms.² It occurs in small quantities in Chili saltpetre.

¹ *J. Soc. Chem. Ind.*, 1895, 865. See also Grossmann, *J. Soc. Chem. Ind.*, 1896, 158.

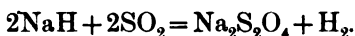
² Potiltzitzin, *J. Russ. Phys. Chem. Ges.* 1889, i. 258.

SODIUM AND SULPHUR.

134 *Sodium Sulphides*.—These compounds are prepared in a similar manner to the corresponding potassium salts (p. 332), which they closely resemble. The monosulphide, Na_2S , crystallises with $9\text{H}_2\text{O}$, the hydrosulphide, NaHS , with $2\text{H}_2\text{O}$ and $3\text{H}_2\text{O}$. The only crystalline polysulphide which has been obtained has the formula $\text{Na}_4\text{S}_9 \cdot 14\text{H}_2\text{O}$, although there is evidence that lower polysulphides are formed by the direct union of sodium or sodium sulphide with sulphur.¹

The sulphides Na_2S and Na_2S_5 have also been obtained by the action of sulphur on a solution of sodium in liquid ammonia, and the selenides, Na_2Se , Na_2Se_4 , and tellurides, Na_2Te , Na_2Te_3 , are formed in a similar manner.² Sodium sulphide is manufactured on the large scale, and used in the manufacture of soluble soda-glass.

Sodium Hyposulphite, $\text{Na}_2\text{S}_2\text{O}_4$.—This salt, the formation and preparation of which have already been discussed³ (Vol. I., p. 440), is used by the dyer and calico printer as a reducing agent for indigo, and is also employed in the laboratory for the purpose of estimating free oxygen or the quantity of that element contained in substances from which it is readily evolved. It has also been obtained by the direct action of sulphur dioxide on sodium hydride⁴ according to the equation:



According to Binz⁵ and to Reinking, Dehnel, and Labhardt,⁶

this salt has the constitutional formula $\text{O} \begin{array}{l} \diagup \text{SNa} \\ \diagdown \text{SNa} \\ \diagdown \text{O} \\ \diagup \text{O} \end{array}$, which re-

presents it as an anhydro-salt of sulphurous acid, $\text{H}\cdot\text{SO}_2\cdot\text{OH}$, and of the hypothetical sulphoxylic acid, $\text{H}\cdot\text{SO}\cdot\text{OH}$. This constitution is confirmed by its behaviour to organic reagents.⁷

¹ Bloxam, *Journ. Chem. Soc.* 1900, 761; Locke and Austell, *Amer. Chem. J.* 1898, 20, 592; Blanksma, *Proc. K. Akad. wetensch. Amsterdam*, 1901, 3, 457.

² Hugot, *Compt. Rend.* 1899, 129, 299, 388.

³ See also *Bull. Soc. Ind. Mulhouse*, 1904, 74, 348; *Ber.* 1905, 38, 1048.

⁴ Moissan, *Compt. Rend.* 1902, 135, 647.

⁵ *Zeit. Farb. u. Textil. Chem.*, 4, 161.

⁶ *Ber.* 1905, 38, 1075.

⁷ *Ber.* 1906, 39, 3317.

Normal Sodium Sulphite, Na_2SO_3 .—The anhydrous salt is obtained as a crystalline precipitate by heating a cold saturated solution of the hydrated salt, and remains unaltered in the air. The hydrate $\text{Na}_2\text{SO}_3 \cdot 7\text{H}_2\text{O}$ is prepared by saturating a solution of a known quantity of sodium carbonate with sulphur dioxide and then adding the same quantity of sodium carbonate. The crystals which are deposited are transparent monoclinic prisms, which lose the whole of their water at 150° . The solution has an alkaline reaction and sharp taste. Crystals of the hydrate $\text{Na}_2\text{SO}_3 \cdot 10\text{H}_2\text{O}$ are obtained, according to Muspratt, by allowing the aqueous solution to evaporate over sulphuric acid.

Sodium sulphite is used as an "antichlor" to remove any excess of chlorine from fabrics which have been bleached with chloride of lime, and sometimes also as an antiseptic.

Sodium Hydrogen Sulphite, NaHSO_3 .—If a solution of sodium carbonate is saturated whilst cold with sulphur dioxide, this salt separates out in cloudy crystals, and alcohol precipitates it from aqueous solution as a white powder. It has an acid reaction, smells of sulphurous acid, and has an unpleasant sulphurous taste. A saturated solution of this salt is a commercial article, and is used by brewers for sterilising their casks, etc.

Sodium Disulphite or *Sodium Metabisulphite*, $\text{Na}_2\text{S}_2\text{O}_5$, or $\text{Na}_2\text{SO}_2 \cdot \text{O} \cdot \text{SO}_2 \cdot \text{Na}$, is obtained by supersaturating a soda solution with sulphur dioxide, and may be prepared on the large scale by passing sulphur dioxide into dry monohydrated sodium carbonate,¹ $\text{Na}_2\text{CO}_3 \cdot \text{H}_2\text{O}$. It is a white crystalline soluble salt, which gradually evolves sulphur dioxide in the air and is converted into sodium sulphate.

135 *Normal Sodium Sulphate*, Na_2SO_4 .—This compound is commonly known in the anhydrous state by the commercial name of *Salt-cake*, whilst the hydrate, $\text{Na}_2\text{SO}_4 \cdot 10\text{H}_2\text{O}$, is called Glauber's salt. We find the first mention of this salt in Glauber's work, *De naturâ salium*, published in 1658. He obtained it as the residue left in the preparation of hydrochloric acid by the action of oil of vitriol upon common salt, and believed this simple aperient to be possessed of most valuable medicinal properties, whence it came to be known as *Sal mirabile Glauberi*.

The salt occurs native in the anhydrous condition as thénar-

¹ Carey and Hurter, *Ber.* 1884, 17, 33c.

dite, and in solution in sea-water and in the water of salt-lakes, as well as in large quantities in certain mineral springs. Thus the water at Friedrichshall contains large quantities of this salt, which since 1767 has been obtained by evaporation and used in medicine as *Sal aperitivum Fridericianum*. A native compound of sodium sulphate with calcium sulphate, $\text{Na}_2\text{SO}_4 \cdot \text{CaSO}_4$, termed *glauberite* is also found in several localities.

Sodium sulphate is prepared on an enormous scale as salt-cake, the first step in the manufacture of carbonate of soda by the Leblanc process, about 360,000 tons of salt-cake being at present annually produced (see p. 284). For this purpose common salt is decomposed either by sulphuric acid or by the combined action of sulphur dioxide, air, and aqueous vapour. The details of these processes will be described under the head of the alkali manufacture.

Sulphate of sodium is also obtained as a residue in many chemical operations, especially in the preparation of nitric acid from Chili saltpetre in the sulphuric acid manufacture.

If ordinary Glauber's salt be allowed to remain exposed to the air, or more quickly if heated, the anhydrous salt is obtained; and if a solution of Glauber's salt saturated at about 35° be slightly heated, rhombic crystals of the anhydrous salt separate out. These are identical in form with crystals of thénardite, and isomorphous with those of silver sulphate, Ag_2SO_4 . It has a specific gravity of 2.655, melts at 863° , possesses a saline bitter taste, has a neutral reaction, and does not dissolve in alcohol. When heated on charcoal before the blowpipe in the reducing flame, sodium sulphide is formed.

One hundred parts of water dissolve the following quantities of the salt calculated as anhydrous sodium sulphate (Mulder¹):—

At	0°	10°	20°	30°	34°	40°	
Na_2SO_4	5.02	9.00	19.40	40.00	55.00	48.8	
At	50°	60°	70°	80°	90°	100°	103.5°
Na_2SO_4	46.7	45.3	44.4	43.7	43.1	42.5	42.2

The saturated solution boils at 103.5° (Mulder), 101.9° (Berkeley). The abnormal solubility of this salt has already been discussed (p. 114).

Hydrated Sodium Sulphate.—The deca-hydrate, $\text{Na}_2\text{SO}_4 \cdot 10\text{H}_2\text{O}$, commonly known as Glauber's salt, crystallises from

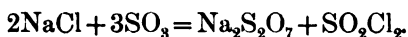
¹ Compare Berkeley, *Phil. Trans.* 1904, A 203, 209.

aqueous solution at the ordinary temperature in large colourless monoclinic prisms, which are isomorphous with chromate and selenate of sodium. These crystals effloresce on exposure to dry air, melt in their water of crystallisation at 32.48° , and lose the whole of it below 100° .

The Hepta-hydrated Salt, $\text{Na}_2\text{SO}_4 \cdot 7\text{H}_2\text{O}$, is deposited in hard, clear, rhombic crystals when a supersaturated solution of the decahydrate is allowed to cool below 12° , or when such a solution is covered with a layer of warm alcohol of specific gravity 0.835.

Sodium Hydrogen Sulphate, NaHSO_4 .—This salt, commonly known as bisulphate of soda, is obtained in large triclinic prisms when equivalent quantities of sodium sulphate and sulphuric acid are dissolved in water and the solution evaporated at a temperature above 50° . Like the corresponding potassium salt it is decomposed by alcohol at once into sulphuric acid and the normal salt. A hydrated salt, $\text{NaHSO}_4 \cdot \text{H}_2\text{O}$, is also known, as well as a salt of the formula $\text{Na}_3\text{H}(\text{SO}_4)_2$, which crystallises in lustrous needles.¹

Sodium Disulphate, $\text{Na}_2\text{S}_2\text{O}_7$, is formed by heating sulphur trioxide together with common salt (Rosenstiel):—



The same compound is formed by the gentle ignition of sodium hydrogen sulphate. When more strongly heated, it yields sulphur trioxide and normal sulphate.

Sodium Thiosulphate, $\text{Na}_2\text{S}_2\text{O}_3$.—This salt, discovered in 1799 by Chaussier, and still commonly known by its old name of hyposulphite of soda, is prepared on the large scale for use as an antichlor in the paper manufacture, and as a solvent for the unaltered silver bromide in photography. It is obtained by boiling sulphur with soda-lye, and passing sulphur dioxide into the yellow solution until it is colourless, or by boiling sodium sulphite with sulphur. A cheaper process is to decompose the soluble calcium thiosulphate obtained by the oxidation of alkali-waste, either by means of sodium carbonate or sodium sulphate. The solution of sodium thiosulphate is drawn off from the carbonate or sulphate of calcium and evaporated down in iron pans.

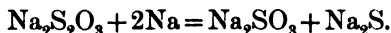
Sodium thiosulphate forms large transparent prisms belonging to the monoclinic system, which contain $5\text{H}_2\text{O}$. The salt is

¹ D'Ans, *Ber.* 1906, 39, 1534.

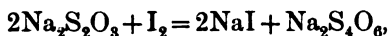
odourless, possesses a cooling taste, and does not exhibit an alkaline reaction, nor does it undergo alteration in the air. The crystals melt in their own water at 48.2° , and when heated to 215° all the water is driven off, whilst at 220° they decompose with separation of sulphur (Pape). The salt has a specific gravity of 1.672, is very soluble in water, in which it readily forms supersaturated solutions, but does not dissolve in alcohol.

Sodium thiosulphate forms a large number of hydrates, and the equilibrium curve of this substance and water is very complex.¹ The ordinary pentahydrate is stable in contact with water at all temperatures up to 48.2° ; from this point to 65° the dihydrate is stable and above 70° the anhydrous salt. Isomeric hydrates with $5\text{H}_2\text{O}$ and $2\text{H}_2\text{O}$ also exist as well as hydrates with $6\text{H}_2\text{O}$, $4\text{H}_2\text{O}$, $1\frac{1}{2}\text{H}_2\text{O}$, $\frac{4}{3}\text{H}_2\text{O}$, $1\text{H}_2\text{O}$ (3 isomerides) and $\frac{1}{2}\text{H}_2\text{O}$.

The aqueous solution cannot be preserved for any length of time without decomposition, as it very slowly deposits sulphur and is partially converted into sulphite. Sodium thiosulphate is represented by the formula² $\text{SO}_2 \begin{cases} \text{ONa} \\ \text{SNa} \end{cases}$. When treated with sodium amalgam it yields sodium sulphite and sodium sulphide:—



It is acted upon by iodine at the ordinary temperature in aqueous solution with formation of sodium tetrathionate:—



and is largely employed in volumetric analysis in the estimation of iodine. Ferric salts also convert it into tetrathionate.

SODIUM AND NITROGEN.

136 Sodamide, NaNH_2 —This compound, discovered by Gay-Lussac and Thénard, is prepared by passing dry ammonia gas over sodium heated to $300\text{--}400^\circ$ in an iron retort, and forms a waxy mass of crystalline structure, which is white when pure but frequently has a greenish or olive-brown colour.³ It softens at 149° and melts at 155° , and at a temperature of $500\text{--}600^\circ$

¹ Taylor, *Proc. Roy. Soc., Edin.* 1898, **22**, 248; Young and Mitchell, *J. Amer. Chem. Soc.* 1904, **26**, 1389, 1413; Young and Burke, *J. Amer. Chem. Soc.* 1906, **28**, 315.

² Compare Vol. I, p. 447.

³ Titherley, *Journ. Chem. Soc.* 1894, 504.

slowly decomposes into its elements, but does not, as stated by Gay-Lussac and Thénard,¹ yield a nitride of the formula Na_3N . When heated in a current of carbon dioxide sodamide glows with formation of caustic soda and cyanamide, and on warming with nitrous oxide it is converted into sodium azoimide (Vol. I., p. 510).

Sodium Azoimide, NaN_3 , forms hexagonal crystals and is readily soluble in water. It can be kept molten for some hours without decomposition.²

Sodium Nitrite, NaNO_2 , is formed when the nitrate is heated, and is usually manufactured by heating sodium nitrate with iron filings, lead, or a mixture of lime and graphite, but then always contains a certain quantity of the nitrate and hydroxide. To obtain the pure salt, silver nitrite is treated with the equivalent amount of a solution of sodium chloride, or nitrous fumes from nitric acid and starch or arsenious acid are passed into a solution of caustic soda or sodium carbonate.³ The salt is faintly yellow, melts at 271° , and yields a yellow solution in water, which is faintly alkaline to litmus (Divers), but according to Boguski the pure dry salt is colourless.⁴ It crystallises in oblique four-sided prisms or transparent rhombohedra, and is somewhat hygroscopic; at 15° , 100 of water dissolve 83.3 of the salt. It is largely used in the preparation of the coal-tar colours.

137 *Sodium Nitrate*, NaNO_3 .—This salt, commonly known as cubic saltpetre or Chili saltpetre, is of special historical interest, as it was by the examination of differences in crystalline form exhibited by this compound and ordinary nitre that the distinction between the alkalis potash and soda was first observed by Bohn in 1683. Boyle, somewhat later, noticed that cubic saltpetre was formed in the preparation of aqua regia from common salt and nitric acid, and Stahl first pointed out the distinct character of the alkali-basis of common salt, and fully described the preparation of cubic saltpetre.

Sodium nitrate occurs in nature as a wide-spread deposit known as "Caliche" in the rainless districts of South Peru and Bolivia. In these beds it is associated with common salt, gypsum, sodium sulphate, and smaller quantities of sodium iodate, chlorate and perchlorate, the crude material containing

¹ See, however, Zehnder, *Ann. Phys. Chem.* 1894, 52, 56.

² Curtius and Rissom, *J. pr. Chem.* 1898 (2), 58, 261; Dennis and Benedict, *Zeit. anorg. Chem.* 1898, 17, 18.

³ Divers, *Journ. Chem. Soc.* 1899, 86,

⁴ *J. Russ. Phys. Chem. Soc.* 1899, 31, 543.

from 27 to 65 per cent. of the pure salt. This is purified by solution and crystallisation. After refining, the salt contains about 97.7 per cent. of pure nitrate, 1.84 of sodium chloride, 0.35 of sodium sulphate, and 0.11 of water.

The best mode of separating the last 2 per cent. of sodium chloride is to add to the boiling and saturated solution one-tenth of its weight of nitric acid, stir it until cool, and collect the precipitated nitrate, which may then be washed by a dilute acid and afterwards dried.

Sodium nitrate crystallises in obtuse rhombohedra,¹ whose interfacial terminal edge angle is $106^{\circ} 36'$ (Fig. 126), and is therefore isogonous with calcspar (p. 223).

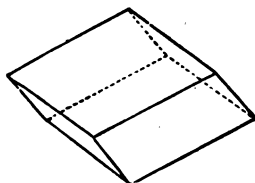


FIG. 126.

The specific gravity of the salt is 2.26. It melts without decomposition at $316\text{--}318^{\circ}$ (Carnelley), and when ignited undergoes decomposition with evolution of oxygen, nitrogen, and nitrous fumes. It is very soluble in water, and deliquesces when exposed to moist air. One hundred parts of water dissolve :²

At	0°	10°	20°	40°	60°	80°	100°	119°
Parts	73	80.5	88	104.9	124.6	148	175.5	208.8

The solution containing 58.5 of the salt to 100 of water solidifies at -18.5° , and the saturated solution boils at 119° .

This salt also dissolves in dilute alcohol. One hundred parts of spirit, containing 61.4 per cent. of alcohol, dissolve at 26° 21.2 parts of sodium nitrate. It does not deflagrate so violently as nitre with charcoal or other inflammable bodies, but it has sometimes been used for making blasting and other powders which are not required to fire quickly.

Sodium nitrate is used in considerable quantities for the manufacture of nitric acid and also of sulphuric acid, but much the largest quantity is employed as a manure, as it readily yields up its nitrogen to plants growing in soil where it is present. This salt and ammonium sulphate are by far the most important sources of nitrogenous manure. In 1860 the output of the crude nitrate from South America was over 60,000 tons, and has greatly increased since that date, being about 764,000 tons in 1888, and 1,616,300 tons in 1905.

¹ Sénarmont, *Compt. Rend.* 1854, **38**, 105.

² Berkeley, *Phil. Trans.* 1904, **A 203**, 211.

SODIUM AND PHOSPHORUS.

138 *Sodium Phosphide*, Na_3P .—Sodium dissolved in liquid ammonia reacts with red phosphorus to form a red compound, $\text{Na}_3\text{H}_3\text{P}_2$, which loses phosphine when heated and is decomposed by water and acids with evolution of phosphine.¹ Phosphine also reacts with sodium in presence of liquid ammonia forming the compound, NaH_2P , which is converted by heat into the phosphide, Na_3P . This is decomposed by water yielding phosphine.²

Sodium Hypophosphite, $\text{NaH}_2\text{PO}_2 \cdot \text{H}_2\text{O}$.—This salt is obtained by adding sodium carbonate to a solution of calcium hypophosphite, and allowing the solution to evaporate in a vacuum. Pearly tabular crystals are deposited, which deliquesce on exposure to the air, and are easily soluble in absolute alcohol. It is now employed in medicine for the same purposes as phosphorus.

Sodium Orthophosphates.—As orthophosphoric is a tribasic acid, three sodium salts exist in which one, two, or three atoms of the hydrogen in the acid are replaced by metal:—

(1) Trisodium or normal sodium orthophosphate, $\text{Na}_3\text{PO}_4 \cdot 12\text{H}_2\text{O}$.

(2) Hydrogen disodium orthophosphate, $\text{Na}_2\text{HPO}_4 \cdot 12\text{H}_2\text{O}$.

(3) Dihydrogen sodium orthophosphate, $\text{NaH}_2\text{PO}_4 \cdot 4\text{H}_2\text{O}$. These all give yellow precipitates of trisilver phosphate Ag_3PO_4 , when their solutions are brought into contact with silver nitrate. (Vol. I., p. 651.)

Normal Sodium Orthophosphate, Na_3PO_4 .—This salt, first described by Thomson³ as phospho-carbonate of soda, is prepared by adding in the form of caustic soda at least half as much sodium as it already contains to a solution of the next salt, common sodium phosphate, and evaporating to the point of crystallisation. The hydrated salt crystallises out, the mother-liquor retaining excess of caustic soda. The crystals freed from the liquor are rapidly dissolved in twice their weight of hot water, the liquid filtered, and then left to crystallise (Graham). The anhydrous salt may be obtained by fusing common sodium phosphate or pyrophosphate with an excess

¹ Hugot, *Compt. Rend.* 1895, **121**, 206; 1898, **126**, 1719.

² Joannis, *Compt. Rend.* 1894, **119**, 557.

³ *Ann. Phil.* 1825, **26**, 381.

of sodium carbonate. The pyrophosphate is not altered by boiling with caustic soda (Graham).

The crystals, which contain $12\text{H}_2\text{O}$, form thin six-sided prisms, which do not change on exposure to air, and have a specific gravity of 1.618. They melt at 73.3° , and at 100° lose all but one molecule of water, which is given off at a red heat. 100 parts of water at 15.5° dissolve 19.6 parts of the hydrated salt (Graham), and the solution is strongly alkaline to litmus. A hydrate with $7\text{H}_2\text{O}$ has also been described.¹

Di-sodium Hydrogen Orthophosphate, Na_2HPO_4 .—This salt is the common phosphate of soda, which was first prepared from urine, and described in 1740 by Haupt under the name of *sal mirabile perlatum*. It was afterwards obtained by neutralising phosphoric acid with soda, and in 1787 was introduced as a medicine by Pearson. It occurs in the blood of animals, and especially in the urine of the carnivora. It is best prepared from bone phosphoric acid by adding sodium carbonate so long as effervescence occurs. The precipitated phosphates of calcium and magnesium are then filtered off, and the liquid boiled down and allowed to crystallise. The large transparent crystals which form are monoclinic prisms containing $12\text{H}_2\text{O}$. They have a specific gravity of 1.525, and melt at 35° , and are isomorphous with the corresponding sodium hydrogen arsenate $\text{Na}_2\text{HAsO}_4 \cdot 12\text{H}_2\text{O}$. Exposed to air, the crystals effloresce, but do not lose their form; and when dried over sulphuric acid at the ordinary temperature, or when gently heated to 45° they lose all their water of crystallisation.

The following is the solubility of this salt in 100 parts of water:²

At	-0.9°	0°	10°	20°	30°	40°	50°	60°
Na_2HPO_4	1.9	2.5	3.9	9.3	24.1	63.9	82.5	91.6
	70°	80°	90°	99°				
	95.0	96.6	97.8	98.8				

Below 35° the hydrate with $12\text{H}_2\text{O}$ is stable in contact with water; above 35° a hydrate with $7\text{H}_2\text{O}$ is formed.³ The saturated solution boils at 105° .

This salt is insoluble in alcohol; it possesses a cooling saline taste, and turns red litmus solution blue. The solution is

¹ Hall, *Journ. Chem. Soc.* 1887, 97.

² Mulder, *Scheidkund Verhand.* 1864, 100.

³ See also Baur, *Zeit. physikal. Chem.* 1895, 18, 180.

usually faintly alkaline to phenolphthaleïn; this alkalinity is ascribed by Geissler¹ to the presence of sodium carbonate, whereas according to Brunner² it is a property of the pure salt.

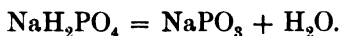
Common sodium phosphate is used as a mild purgative. The commercial salt frequently contains sodium sulphate as an impurity, which can be removed by recrystallising the phosphate from hot water.

Di-hydrogen Sodium Phosphate, NaH_2PO_4 .—To prepare this salt phosphoric acid is added to a solution of common sodium phosphate, until the mixture no longer precipitates barium chloride. It is then evaporated to small bulk, and allowed to stand for some days to crystallise (Mitscherlich). This salt is dimorphous, two kinds of large transparent crystals separating out, containing one molecule of water; according to Mitscherlich, both are forms of the rhombic system, but according to Joly and Dufet, one of the varieties is monoclinic.³ Hydrates with $2\text{H}_2\text{O}$ and $4\text{H}_2\text{O}$ are also known.

The crystals have an acid reaction, and a specific gravity of 2.04. They lose all their water of crystallisation at 100° , and at 204° lose one molecule of constitutional water (Graham) with formation of acid pyrophosphate:



At 240° they give off the whole of their water and form monometaphosphate:



Di-hydrogen sodium phosphate is very soluble in water, but not in alcohol. The solution is acid to litmus and phenolphthaleïn, but neutral to methyl orange.

Various double salts, such as $\text{NaH}_5(\text{PO}_4)_2$ ⁴ and $\text{Na}_3\text{H}_3(\text{PO}_4)_2$ ⁵ are also known.

Sodium Pyrophosphates.—These salts are tetrabasic, and give with silver nitrate a white precipitate of silver pyrophosphate, $\text{Ag}_4\text{P}_2\text{O}_7$; they do not coagulate albumen, and their solutions when boiled with an acid yield the salts of the tribasic ortho-acid.

Normal Sodium Pyrophosphate, $\text{Na}_4\text{P}_2\text{O}_7 \cdot 10\text{H}_2\text{O}$.—This salt

¹ *Zeit. anal. Chem.* 1898, **37**, 323.

² *Zeit. anal. Chem.* 1898, **37**, 740.

³ *Compt. Rend.* 1886, **102**, 1391.

⁴ Giran, *Compt. Rend.* 1902, **134**, 711.

⁵ Senderens, *Compt. Rend.* 1902, **134**, 713.

is obtained in the anhydrous state as a colourless glassy mass by igniting common sodium phosphate. When it is dissolved in water, and the solution evaporated, crystals of the decahydrate are deposited in monoclinic prisms. The solution has an alkaline reaction. It is not converted into ortho-salt by boiling alone, but this conversion takes place rapidly on addition of an acid, even acetic, to the boiling solution (Stromeyer). When gently heated, or exposed over sulphuric acid in a vacuum, it loses all its water. 100 parts of water dissolve the decahydrate as follows :

At	0°	10°	20°	30°	40°	50°	60°	80°	100°
	5.41	6.81	10.92	18.11	24.97	33.25	44.07	63.40	93.11

Di-hydrogen Sodium Pyrophosphate, $\text{Na}_2\text{H}_2\text{P}_2\text{O}_7$.—This salt is prepared by heating common sodium phosphate to 150° with strong hydrochloric acid, or by heating sodium di-hydrogen phosphate to a temperature of $190\text{--}204^\circ$, as already explained. It may also be prepared by dissolving the normal pyrophosphate in acetic acid, and precipitating the solution with alcohol; it is thus obtained as a white crystalline powder, which dissolves readily in water, the solution having an acid reaction.

Sodium Metaphosphates.—These salts, which were first discovered by Graham (Vol. I., p. 652), exist in a large number of modifications, which all have the empirical formula, NaPO_3 , but their molecular formula is probably in most cases some multiple of this. Great uncertainty exists as to the true molecular weights of the various salts.

Sodium Hexametaphosphate, $(\text{NaPO}_3)_6$, the most important of these salts, often called deliquescent, vitreous, or Graham's metaphosphate, is prepared by heating to complete fusion either sodium di-hydrogen phosphate, microcosmic salt,¹ or acid sodium pyrophosphate (v. Knorre), and also in a similar manner from all the other metaphosphates. The melted mass must be quickly cooled, to avoid the formation of the trimetaphosphate. The product is a vitreous mass, which dissolves in water and alcohol, the solutions having a slightly acid reaction.

The same salt appears to be formed by the action of sodium sulphide solution on the lead metaphosphate prepared by heating lead oxide with phosphoric acid and fusing the resulting salt at a temperature above 400° (Fleitmann's tetrametaphosphate).²

¹ Graham, *Phil. Trans.* 1833.

² Warschauer, *Zeit. anorg. Chem.* 1903, **36**, 188.

The solution gradually decomposes with formation of acid sodium pyrophosphate.

When treated with ammonium chloride it yields a salt having the formula $\text{Na}(\text{NH}_4)_5(\text{PO}_3)_6$, and hence is probably a hexametaphosphate. According to Tammann,¹ it is a mixture of at least two isomeric hexametaphosphates.

Insoluble Sodium Metaphosphate, $(\text{NaPO}_3)_x$.—This salt, whose molecular weight is unknown, but which is usually termed the *monometaphosphate*, is obtained by heating microcosmic salt at 335° or sodium nitrate with a slight excess of syrupy phosphoric acid, and is a white powder almost insoluble in water, but soluble in dilute acids, which is converted by boiling caustic soda solution into sodium orthophosphate.²

Sodium Dimetaphosphate, $(\text{NaPO}_3)_2 \cdot 2\text{H}_2\text{O}$ (Fleitmann).—This is prepared by the action of a boiling solution of sodium sulphide on copper dimetaphosphate, which is obtained by heating a mixture of phosphoric acid with a copper salt or copper oxide, at a temperature not exceeding 448°. It dissolves in 7.2 parts of water, and crystallises in slender needles. It has a strong tendency to form double salts.³

According to Tammann, it has the molecular formula $(\text{NaPO}_3)_3$, whereas Warschauer,⁴ from the determination of the equivalent conductivity at different concentrations, concludes that this salt is in reality a tetrametaphosphate, the hydrated salt having the formula $(\text{NaPO}_3)_4 \cdot 4\text{H}_2\text{O}$.

Sodium Trimetaphosphate, $(\text{NaPO}_3)_3 \cdot 6\text{H}_2\text{O}$.—Some doubt also exists as to the true molecular formula of this salt. From a study of the normal salts which can be prepared from it, such as $\text{NaCa}(\text{PO}_3)_3$, Fleitmann attributed to it the formula given above, but Tammann⁵ was led by the determination of the freezing point and electrical conductivity of a series of solutions to formulate it as the dimetaphosphate, Fleitmann's dimetaphosphate being considered on similar grounds as the trimetaphosphate. v. Knorre⁶ and Wiesler,⁷ on the other hand, decide for the original formula from the determination of the equivalent conductivity at various concentrations.

¹ *J. pr. Chem.* 1892 (2), 45, 467.

² Maddrell, *Journ. Chem. Soc.* 1851, 373.

³ *Pogg. Ann.* 1849, 78, 246; Glatzel, *Diss. Würzburg*, 1880. Quoted by v. Knorre, *Zeit. anorg. Chem.* 1900, 24, 369.

⁴ *Zeit. anorg. Chem.* 1903, 36, 165.

⁵ *Zeit. physikal. Chem.* 1890, 6, 122; *J. pr. Chem.* 1892 (2), 45, 417.

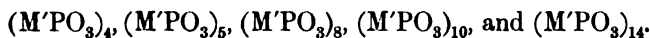
⁶ *Zeit. anorg. Chem.* 1900, 24, 369. ⁷ *Zeit. anorg. Chem.* 1901, 28, 177.

It is formed when microcosmic salt is exposed to a moderate heat (Graham), and when the fused hexametaphosphate is allowed to cool slowly.¹

It is best prepared pure by heating ordinary sodium phosphate with one-third of its weight of ammonium nitrate for six hours at 300° and recrystallising the product (v. Knorre).

The cold solution in water is permanent and neutral, both to methyl orange and phenolphthalein, but when boiled it gradually becomes acid with formation of sodium di-hydrogen phosphate.

In addition to these a large number of other metaphosphates have been described, namely, tetra-, penta-, octo-, deca-, and tetrakaideca-metaphosphates, having the general formulæ :



SODIUM AND ARSENIC.

139 *Sodium Arsenide*, $AsNa_3$, is prepared by heating arsenic with excess of sodium and removing the latter by liquid ammonia. It forms small black crystals.² The compound $AsNa_3 \cdot NH_3$, which forms brick-red crystals, is also known.³

Sodium Arsenates.—These salts closely resemble the corresponding phosphates, with which they are isomorphous. The normal arsenate, $Na_3AsO_4 \cdot 12H_2O$, is soluble to the extent of 26.7 parts in 100 of water at 17°, and melts at 85.5°; $Na_2HAsO_4 \cdot 12H_2O$, is efflorescent, melts at 28°, and has a solubility of 56 parts in 100 of water at 14°; $NaH_2AsO_4 \cdot H_2O$ is also readily soluble. An impure arsenate of sodium is prepared on the large scale by dissolving arsenious oxide in caustic soda, and adding sodium nitrate; the solution is boiled down, and the residual mass heated in a furnace until it appears to be perfectly dry. This product is largely used in calico-printing as a substitute for cow-dung, which was formerly employed in clearing the cloth after mordanting. The mordant consists of a solution of acetate of either aluminium or iron, and the cloth, after having been printed with these mordants, is hung up and exposed to air. In this, which is termed the *ageing process*, a portion of the acetic acid evaporates, leaving

¹ Fleitmann and Henneberg, *Annalen*, 1848, 65, 307; Tanatar, *J. Russ. Phys. Chem. Soc.* 1898, 30, 99.

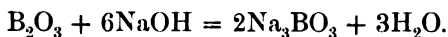
² Lebeau, *Compt. Rend.* 1900, 130, 502.

³ Hugot, *Compt. Rend.* 1898, 127, 553.

basic acetates of iron and aluminium firmly attached to the fibre of the cloth. A portion of these salts is, however, mixed up with the thickening or starch which must be added to the mordant in order that the impression shall be sharp. To remove this excess of unfixed mordant, the cloth is subjected to a peculiar treatment termed the *dunging process*. For this purpose it will not answer merely to wash the cloth in pure water, because the soluble portion of the mordant is then removed from the printed pattern, but attaches itself again to the unmordanted cloth, which it is intended should remain white. Long ago it was observed by the native dyers and calico-printers in India that if cow-dung be added to the wash water the excess of mordant can be removed without any staining of the cloth occurring. The action of the cow-dung in this process has not yet been satisfactorily explained, but experience has shown that sodium arsenate solution acts in a similar way, and at the present time the old process is generally superseded by the use of what is known in the trade as "dung substitute."

BORATES OF SODIUM.

140 *Sodium Orthoborate*, Na_3BO_3 .—When boron trioxide is fused with excess of caustic soda, three molecules of water are expelled and the ortho-salt remains: ¹



This salt is very unstable; indeed it cannot exist in solution, for when dissolved in water it is transformed into a hydrated metaborate.

Sodium Pyroborate, or Borax, $\text{Na}_2\text{B}_4\text{O}_7$.—The history of this the most important of the borates is lost in obscurity. It has already been stated under boron (Vol. I., p. 701) that in the works of the Latin Geber the word borax or baurach occurs, but whether or not this indicated the substance which we now call by that name is a mere matter of speculation. Even up to the end of the seventeenth century nothing certain was known either as to the source or the composition of borax, which was used as a flux, and which was early brought into European markets by the Venetians. It was not until 1747 that an exact knowledge of its composition was arrived at, when

¹ Bloxam, *Journ. Chem. Soc.* 1862, 143.

Baron pointed out that borax consists of a compound of boric acid (then called sedative salt) and soda.

Before the discovery of the boric acid lagoons (Vol. I., p. 712) the boric acid of commerce was obtained from Asiatic tincal, which is a crude decahydrate of borax, $\text{Na}_2\text{B}_4\text{O}_7 \cdot 10\text{H}_2\text{O}$, and occurs native in Thibet. Since then tincal has been found in immense deposits in North America, these being generally the bottoms of lakes which have dried up more or less completely, and large quantities are now put into the market from this source, the crude product simply requiring recrystallisation.

A large proportion of the borax used in Europe is still made from Tuscan boric acid, which is fused with half its weight of soda-ash in a reverberatory-furnace, the product lixiviated with hot water, and the borax allowed to crystallise. In France the two substances are boiled together and the product allowed to crystallise. A further source of borax is the mineral *boronatrocaltite*, $\text{Na}_2\text{B}_4\text{O}_7 + 2\text{CaB}_4\text{O}_7 + 18\text{H}_2\text{O}$, termed in commerce borate of lime or "tiza," and found in the nitrate beds of South America, and in the massive condition in Nevada, which is finely divided and fused with the requisite proportion of soda-ash and sodium bicarbonate, the product being lixiviated and recrystallised.

Anhydrous Borax or Borax Glass is best obtained on the small scale by fusing 124 parts of crystallised boric acid with 53 parts of dry sodium carbonate. A transparent glass is thus obtained having a specific gravity of 2.367, which becomes opaque on exposure to air from absorption of water.

Fused borax glass dissolves many metallic oxides, which impart their peculiar colours to the glass, and it is therefore largely used in blowpipe analysis. The constitution of this glass appears to be very complex.¹ It is readily soluble in water, but insoluble in alcohol.

Borax forms two important hydrates. *Octahedral Borax*, $\text{Na}_2\text{B}_4\text{O}_7 \cdot 5\text{H}_2\text{O}$, is deposited when a supersaturated borax solution, prepared by dissolving three parts of the decahydrate (common borax) in four parts of warm water, is allowed to evaporate spontaneously in a warm place. Another plan is to dissolve borax in boiling water until the specific gravity of the solution rises to 1.246, and then allow the solution to cool. The crystallisation of octahedral borax begins when the temperature reaches 79°, and continues until it sinks to 60°

¹ Burgess and Holt, *Proc. Roy. Soc.* 1904, 74, 285.

after which common borax is deposited. The crystals are hard transparent regular octahedra, having a specific gravity of 1.815.

Common, or prismatic Borax, $\text{Na}_2\text{B}_4\text{O}_7 \cdot 10\text{H}_2\text{O}$.—Anhydrous borax when exposed to moist air absorbs ten molecules of water and forms this salt. The decahydrate is deposited from solutions at all temperatures below 60° in the form of large transparent monoclinic prisms, which have a specific gravity of 1.71. When gently heated in the air the crystals swell up, losing their water and forming a spongy mass called *borax usta*, or burnt borax.

In contact with a saturated solution the decahydrate is stable up to 60° , and above this temperature is converted into the pentahydrate. 100 parts of water dissolve: ¹

At	5°	10°	30°	45°	50°	55°	60°	70°
$\text{Na}_2\text{B}_4\text{O}_7$	1.3	1.6	3.9	8.1	10.5	14.2	20	24.4
	80°	90°	100°					
	31.4	40.8	52.3					

The aqueous solution has an alkaline ^{reaction} solution, and probably contains boric acid, caustic soda, and sodium metaborate, NaBO_2 .² Hence borax is often used for purposes which require a weak alkali.

The impurities usually found in commercial borax are sodium carbonate, traces of the sulphates and chlorides of the alkali metals, and salts of magnesium and calcium. Sometimes it is adulterated with alum and common salt. Pure borax gives no effervescence with acids, and dissolves in two parts of hot water. The solution is not rendered turbid on addition of alkali, and does not give a precipitate either with barium chloride or silver nitrate.

Borax is largely used for a number of purposes, for glazing both earthenware and fabrics such as linen, as an antiseptic, and also in preparing clean surfaces of metals previous to soldering.

Sodium Metaborate, $\text{NaBO}_2 \cdot 4\text{H}_2\text{O}$.—This salt is formed when borax is fused with the requisite quantity of sodium carbonate. It crystallises from water in monoclinic crystals

¹ Horn and van Wagener, *Amer. Chem. J.* 1903, 30, 344; van't Hoff and Blasdale, *Sitzungsber. K. Akad. Wiss. Berlin*, 1905, 1086. Compare Poggiale, *Ann. Chim. Phys.* 1843 (3), 8, 467.

² Shelton, *Proc. Chem. Soc.* 1902, 169; Grünhut, *Zeit. physikal. Chem.* 1904, 48, 569.

having the above composition. A pentaborate, $\text{Na}_2\text{B}_{10}\text{O}_{16}\cdot 10\text{H}_2\text{O}$, has also been described.¹

SODIUM AND CARBON.

141 Sodium Carbide, Na_2C_2 .—When acetylene is passed over melted sodium at a temperature below 190° ,² and when liquid acetylene is treated with sodium at the ordinary temperature,³ a white solid known as *monosodacetylene*, C_2HNa or $\text{C}_2\text{H}_2\cdot\text{C}_2\text{Na}_2$, is formed. This substance is also produced by mixing liquid acetylene with a solution of sodium in liquid ammonia and crystallises in microscopic, rhombohedral lamellæ. When this compound is heated, or treated with iodine in presence of benzene, the carbide, Na_2C_2 , is left as a white solid, which is also formed when acetylene is passed over sodium above 210° .

This substance has the sp. gr. 1.575 at 15° , is insoluble in all solvents, and when strongly heated in a vacuum, dissociates into its elements. It undergoes chemical change with great readiness and violence, free carbon being as a rule liberated. When gently heated in dry air or oxygen, it burns forming sodium carbonate, and it is readily attacked by the halogen elements and phosphorus. When it is carefully brought into water, acetylene is liberated and caustic soda produced. In hydrogen chloride it burns spontaneously, forming sodium chloride, hydrogen and carbon.⁴

Sodium Carbonate, Na_2CO_3 , commonly known as carbonate of soda or soda-ash, is prepared on an enormous scale, being one of the chief products of the alkali manufacture which is described in detail below (p. 279). The anhydrous salt is a white opaque porous mass or a white powder, which has a specific gravity of 2.5, melts at 852° without decomposition in absence of moisture, and possesses an alkaline taste and reaction, but less strongly marked than those of potassium carbonate. When the anhydrous salt is brought in contact with water, heat is evolved and an alkaline solution is formed. This alkalinity, as already explained (p. 103), is due to a partial hydrolysis of the salt into caustic soda and sodium bicarbonate, and it is found that

¹ Atterberg, *Zeit. anorg. Chem.* 1906, **48**, 367; Dukelski, *Zeit. anorg. Chem.* 1906, **50**, 38.

² Matignon, *Compt. Rend.* 1897, **124**, 775.

³ Moissan, *Compt. Rend.* 1898, **126**, 302; **127**, 911.

⁴ Matignon, *Compt. Rend.* 1897, **125**, 1033.

a normal solution of the carbonate slowly loses carbon dioxide when it is boiled in a current of hydrogen.¹ Owing to the existence of several different hydrates, the solubility of sodium carbonate shows an anomalous behaviour with rise of temperature, analogous to that of sodium sulphate (p. 114).

The limits of stability of these hydrates in contact with a saturated solution are probably the following: $10\text{H}_2\text{O}$ from -2.1° to 31.8° ; $7\text{H}_2\text{O}$ from 31.8° to 35.1° ; $1\text{H}_2\text{O}$ from 35.1° to 104.7° the boiling point of the saturated solution.² One hundred parts of water dissolve :

At	0°	10°	20°	30°	31.8°	35.1°	40°	50°	70°	104.7°
Na_2CO_3	7.1	12.6	21.4	40.9	46	51	49.7	47.5	45.8	45.1

The *decahydrate* is obtained when a hot, fairly concentrated solution is allowed to cool, and forms large transparent monoclinic crystals, which are known commercially as *soda-crystals* or *washing soda*, and are manufactured on the large scale. They readily effloresce on exposure to the air, yielding the monohydrate as a white powder, which is also formed by heating the decahydrate to 35.1° , at which temperature it melts and loses nine molecules of water. The *monohydrate* crystallises in rectangular rhombic plates, and is prepared commercially and sold under the name of *crystal carbonate*. Both of these hydrates occur native, the former as *natron* and the latter as *thermonatrite*, in the soda lakes of Egypt³ and Hungary, and also at Vesuvius and Etna, and in various parts of Asia, Africa and America.

Of the remaining hydrates the *heptahydrate*, $\text{Na}_2\text{CO}_3 \cdot 7\text{H}_2\text{O}$, is the most important, and is obtained by allowing a warm saturated solution to cool in absence of air; it appears to be dimorphous, crystallising both in rhombohedra and rectangular rhombic plates.

Commercial anhydrous sodium carbonate prepared by the Leblanc process always contains sodium chloride and sulphate, as well as caustic soda and other impurities. That prepared by the ammonia soda process contains as a rule only sodium chloride as impurity. Soda crystals are usually much purer,

¹ Küster and Grüters, *Ber.* 1903, **36**, 748. See also McCoy, *Amer. Chem. J.* 1903, **29**, 437.

² Ketner, *Zeit. physikal. Chem.* 1902, **39**, 645. Epple, *Dis. Heidelberg*, 1899, p. 26. Quoted in *Physikalisch-Chemische Tabellen*, Landolt-Börnstein, p. 555 (Berlin, Springer, 1905).

³ *Jahr. Min.* 1900, i., 236.

and may be obtained perfectly free from impurity by repeated crystallisation.

Sodium Hydrogen Carbonate, NaHCO_3 .—This salt, commonly known as bicarbonate of soda, is likewise prepared on the large scale. It occurs in commerce in the form of a white crystalline powder, or in crystalline crusts which consist of monoclinic tablets. It possesses a faint alkaline taste, and dissolves less readily in water than the normal salt. A solution of the bicarbonate is neutral to phenolphthaleïn, but alkaline to methyl orange. One hundred parts of water dissolve: ¹

At	0°	10°	20°	30°	40°	50°	60°
NaHCO_3	6.90	8.15	9.60	11.10	12.70	14.45	16.40

A solution of the bicarbonate gives off carbon dioxide on boiling, and the solid salt decomposes on gentle ignition into carbon dioxide, water and the normal salt:



Commercial bicarbonate of soda almost always contains some normal carbonate, and this may be removed by washing with small quantities of water; but, on drying, the residual salt is found again to contain some normal carbonate. A better method is to moisten the washed salt with alcohol, and then to dry it between folds of filter paper without application of heat. Even then it undergoes partial decomposition, and contains about one per cent. of the normal carbonate. In order to detect the presence of the latter salt in the bicarbonate, 1.0 gram of the salt under examination is mixed with 0.5 gram of mercurous chloride and 1.5 gram of water. This mixture is shaken in a stoppered bottle. If the normal salt be absent this mixture remains white for twenty-four hours; if this impurity be present, it becomes of a more or less grey tint.²

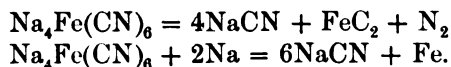
Trona, or *Urao*, is a carbonate of soda occurring native in Hungary, Egypt, Fezzan and Lake Chad in Africa, India, and America. It is a compound of the normal with the bicarbonate, and has the formula $\text{Na}_2\text{CO}_3 \cdot 2\text{NaHCO}_3 \cdot 3\text{H}_2\text{O}$. This is the body to which the ancients gave the name *nitrum*. It occurs in small monoclinic crystals, and it can be prepared artificially by boiling a solution of sodium bicarbonate and then allowing it to cool, when crystals of this salt separate.

¹ Dibbits, *J. pr. Chem.* 1874 (2), 10, 439.

² Hagen, *Zeit. anal. Chem.* 1870, 9, 531.

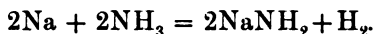
Sodium Percarbonate has already been described (Vol. I., p. 808).

Sodium Cyanide, NaCN.—This salt is obtained by neutralising hydrocyanic acid with soda, or by heating sodium ferrocyanide either alone or with metallic sodium (see also potassium cyanide):

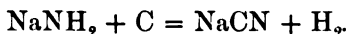


When obtained by passing hydrocyanic acid into alcoholic soda it is a white crystalline powder, which smells of hydrocyanic acid, and dissolves readily in water.

It is also now manufactured on the large scale by Castner's method,¹ which consists in passing ammonia over metallic sodium heated in an iron retort to 300–400°, yielding sodamide according to the equation:



This is then brought into contact with charcoal previously heated to dull redness, and thus converted into sodium cyanide and hydrogen:



The product is almost pure.

Sodium cyanide, like the potassium salt, is now very largely used for the extraction of metallic gold.

SILICATES OF SODIUM.

142 Silica acts on sodium carbonate at high temperatures with evolution of carbon dioxide and formation of silicates, different silicates being obtained according to the time of heating, the temperature, and the relative proportions of the two substances taken. Unlike potassium, however, sodium is capable of forming an *orthosilicate*, Na_4SiO_4 , whilst the silicate richest in potassium is $\text{K}_8\text{Si}_3\text{O}_{10}$. If silica and sodium carbonate be fused together in equal molecular proportions, *sodium metasilicate*, Na_2SiO_3 , is formed, and of this compound a number of definite crystalline hydrates have been obtained, crystallising with from 1 to 9 molecules of H_2O . The solution of this substance in water is strongly alkaline, and probably

¹ Patent No. 21,732 (1894).

contains half the sodium as caustic soda, together with the silicate $\text{Na}_2\text{Si}_2\text{O}_6$.¹

Soluble Soda Glass, which was discovered by Fuchs in 1818, is obtained by heating together 180 parts of white sand, 100 of calcined soda-ash, and 3 of charcoal in a reverberatory furnace and also by dissolving powdered flint in hot aqueous caustic soda under pressure. Like the corresponding potash glass it consists of a mixture of several silicates, the melting point being higher the greater the proportion of silica present. Prepared by the first method, soluble soda glass forms a transparent glassy mass, sometimes colourless, but generally of a yellow, brown, or green colour, which when powdered readily dissolves in boiling water, forming a thick viscid liquid. When concentrated ammonia is added to the solution, a silicate having approximately the composition $\text{Na}_2\text{Si}_4\text{O}_9$ separates out,² and a hydrate of this silicate, containing $12\text{H}_2\text{O}$, is formed when precipitated silica is dissolved in boiling caustic soda and the filtrate evaporated down.³

Silicate of soda is employed in fixing fresco colours by the process of stereochromy. It is also employed as a cement in the manufacture of artificial stone. This is made by mixing the solution with sand and lime; it is likewise used as a cement for joining the broken surfaces of porcelain, stone, &c. Another purpose for which soluble glass is employed is as an addition to soap. The so-called silicated soap, first introduced by William Gossage, is now prepared in large quantities by adding a solution of this compound to the soap whilst settling.

Sodium Silico-fluoride, Na_2SiF_6 , is prepared in a similar way to the potassium compound, and is very similar to this latter salt; 100 parts of water dissolve at $17^\circ.5$, 0.652 parts of the salt, and at 101° , 2.459 parts (Stolba).

DETECTION AND ESTIMATION OF SODIUM.

143 The presence of a sodium compound can be readily detected by the production of the yellow tint which it imparts to the non-luminous gas-flame. This reaction was first observed by Melville in 1752, and was made use of by Marggraf in

¹ Kohlrausch, *Zeit. physikal. Chem.* 1893, **12**, 773; Hantzsch, *Zeit. anorg. Chem.* 1902, **30**, 295; Mylius and Groschuff, *Ber.* 1906, **39**, 116.

² Heintz, *Jahresb.* 1871, 276.

³ Walker, *Quart. Journ. of Science*, 1866, **3**, 371.

1759 to distinguish the base contained in common salt from that peculiar to the vegetable alkali which imparted a violet tint to flame.

The spectrum of the yellow sodium flame consists of two bright yellow lines coincident with the two dark solar lines known as Fraunhofer's D-lines. These lines have wave-lengths of 5896 and 5890 A.U. and lie so close together that in an ordinary one-prism spectroscope they appear as one line.

The flame-reaction of sodium is the most delicate known among spectrum-reactions, as has already been mentioned (p. 160).

The absorption-spectrum of sodium vapour has been mapped by Roscoe and Schuster.¹ A series of bands in the blue makes its appearance at a low temperature, and as this is raised bands in the red and yellow stretching as far as the D-lines come out. When the vapour of sodium is examined in a red-hot iron tube the colour of the limelight as seen through it is a dark blue.

In the processes of quantitative analysis sodium generally occurs together with potassium. The process for the separation of these two metals is described under that metal, as well as the indirect methods by which the quantity of each of the two metals can be ascertained. If it is desired to determine the sodium directly, the best process is the following one suggested by Bunsen. The alcoholic solution of the soluble double chloride of sodium and platinum is evaporated in a flask which is filled with hydrogen gas and reduced by exposure to light, or by addition of a reducing agent such as aldehyde. Sodium chloride, hydrochloric acid and metallic platinum are then formed: the solution of common salt is filtered from the platinum, evaporated to dryness, and the weight of the salt ascertained after gentle ignition. As sodium chloride is volatile at a red heat, it is advisable to transform the salt into sulphate before ignition.

Sodium, moreover, forms sparingly soluble salts of antimonious acid and of dihydroxytartaric acid,² and can be estimated in presence of potassium by precipitation with the potassium salt of either of these acids.³

The atomic weight of sodium was determined by Stas. He

¹ *Proc. Roy. Soc.* 1874, **22**, 362.

² Fenton, *Journ. Chem. Soc.* 1898, 167.

³ Bulstern and Blaise, *Zeit. anal. Chem.* 1897, **36**, 513.

found as the result of ten experiments that 100 parts by weight of pure silver required from 54·206 to 54·2093 parts of sodium chloride for complete precipitation. This gives a mean of 54·208, hence the atomic weight of sodium is 22·88 ($H=1$), 23·05 ($O=16$).

This ratio has been redetermined by Richards and Wells,¹ who employed more perfectly purified silver, and estimated the end point of the reaction between silver nitrate and sodium chloride by means of a specially devised instrument, the nephelometer.² The ratio thus obtained was $Ag:NaCl=100:54·185$, whilst that of $AgCl:NaCl$ was $100:40·780$. Hence, taking the old values for silver and chlorine, the mean atomic weight of sodium becomes 22·85 ($H=1$), 23·022 ($O=16$). Richards and Wells, however, from other experiments, and a redetermination of the ratio $Ag:AgCl$, which was found to be $100:132·867$, consider that the atomic weight of silver is 107·11, and that of chlorine 35·207, in which case that of sodium becomes 22·83 ($H=1$); or silver=107·92, chlorine=35·473, sodium=23·006 ($O=16$). As already explained (p. 13) the value obtained by Stas is provisionally retained in use.

THE ALKALI MANUFACTURE.

144. The history of the manufacture of the alkali, soda, is one of peculiar and great interest. The following is a description (1) of the oldest known processes, (2) of the Leblanc process, (3) of the cryolite process, (4) of the ammonia process, and (5) of the electrolytic processes, followed by a description of the several forms in which the alkali now appears in commerce. A number of other proposals for the manufacture of soda have been made, for details of which reference may be had to Lunge, "Sulphuric Acid and Alkali Manufacture" (3 vols., London, Gurney and Jackson). The manufacture of bleaching powder is described separately under calcium.

THE OLDEST KNOWN PROCESSES.

145. Previous to the year 1793 the carbonate of soda of commerce was obtained from the following several sources:— (1) *varec* or *kelp*, the ashes of sea plants collected on the north-

¹ *J. Amer. Chem. Soc.* 1905, 27, 459.

² *Amer. Chem. J.* 1904, 31, 235.

west coasts of France, Ireland, and Scotland, containing only a small percentage of sodium carbonate; (2) *barilla*, the ash of land plants from the Spanish sea coasts, containing from 3 to 30 per cent. of sodium carbonate, imported in large quantities (thus even in 1834, 12,000 tons were brought into this country, and realised from £11 to £45 per ton); (3) *trona* or *latroni*, a saline efflorescence occurring on the ground in parts of Egypt, and on the shores of certain salt lakes, containing about 20 per cent. of sodium sesquicarbonate (and still exported from Alexandria at the rate of about 2,500 tons per annum); (4) from sodium chloride or from sodium sulphate by the addition of a solution of "potashes" or crude potassium carbonate, the characteristic alkali of land plants, which came into Western Europe from Russia and America, and was then cheaper than soda; under suitable conditions double decomposition took place and soda crystals were obtained.

THE LEBLANC PROCESS.

146. One of the effects of the French revolutionary wars was the stoppage of the supply of potashes to France, and therefore the diminution of the important manufactures dependent upon its use. Under these circumstances the French Government issued an appeal to chemists urging the importance of utilising all the materials natural to their own country, "so as to render vain the efforts and hatred of despots," and commanded all citizens who "have commenced establishments or who have obtained patents for the manufacture of soda from common salt, to make known to the Convention the locality of these establishments, the quantity of soda supplied by them, and the quantity they can hereafter supply." A Commission was appointed to investigate this subject, and in 1794 it reported on thirteen different processes, the particulars of which had been submitted. The preference was given to the operations devised by an apothecary of the name of Leblanc, who had erected at Franciade, near Paris, a soda manufactory, which had been at work for some time. The process which constituted Leblanc's invention consisted of the decomposition at a red heat by coal and chalk of sulphate of soda (known as salt-cake) which was prepared from salt and sulphuric acid, the separation of the carbonate of soda from the resultant product (known as black-ash) by lixiviation

with water, and the evaporation and crystallisation of the clarified solution. The Commissioners say in their report:—“Citizens Leblanc, Dizé, and Shée were the first who submitted to us particulars of their process, and this was done with a noble devotion to the public good.” The consequences of the French Revolution and subsequent war deprived Leblanc of funds, owing to which the works were suspended from 1794 to 1801, and he was unable to work his process. It is sad to have to relate that the man who thus originated a world-wide industry, and to whom we owe cheap soap and cheap glass, did not benefit from his discoveries, and not receiving the reward promised by his Government, died in 1806 by his own hand in an asylum.¹

Other alkali works in France were more successful than Leblanc's original manufactory. Several of these were situated at Marseilles, the seat of the French soap trade, and conveniently placed for obtaining three of the necessary raw materials: (1) sulphur, imported from Sicily; (2) salt, obtained by the evaporation of salt-water by the sun's heat; (3) limestone. They were however at a disadvantage in being at a distance from coal.

Although the process for making alkali was published in the *Annales de Chimie* for the year 1797, it is remarkable that not till 1814 was this process taken up in England, by Losh on the Tyne on an exceedingly small scale. In 1823 the salt duty of £30 per ton was abolished, and the same year saw the erection of James Muspratt's Alkali Works near Liverpool, and from that time on the English alkali trade became an established and a growing industry.

It must not be supposed, however, that Leblanc's process was complete in all its details or was suited without alterations to English industrial requirements. The manufacture of sulphuric acid received a number of modifications in detail (Vol. I. p. 402). Other and more radical changes were also made. Thus, when the supply of sulphur from the Sicilian mines became a monopoly in 1839 the alkali manufacturers had to find a new source of sulphur; this was discovered in the iron pyrites obtained from Irish and Welsh mines, and after 1859 from Spanish mines. Nearly all pyrites contain 1 to 2 per cent. of copper, and though some of the roasted ore was used by copper smelters yet the major part was placed in waste heaps

¹ “Nicolas Leblanc: sa vie et ses travaux,” by Aug. Anastasi, Paris, 1884.

until Henderson in 1865 at Hebburn-on-Tyne introduced a process for extracting the whole of the copper. It then became the object of the alkali manufacturer to obtain a pyrites containing the largest proportion of copper, and the manufacture of copper became an essential part of the alkali trade; 15,000 tons of metallic copper were annually produced, and the residual oxide of iron became at the same time valuable for iron smelting. Besides copper, iron pyrites contains also small quantities of silver and of gold, and after Claudet in 1870 introduced his method of extracting these precious metals from the burnt pyrites the alkali manufacture produced no less than 400,000 ounces of silver and 2,000 ounces of gold per annum.

The hydrochloric acid evolved in the salt-cake process was originally allowed to escape into the air as a waste product, which destroyed vegetable life of all kinds for miles around, leading to complaints of nuisance and to frequent litigation. Hardly an assize passed without an action for nuisance or damage, and the present generation can scarcely form an idea of the prejudice aroused against alkali works for the first forty years of their existence. In 1836 Gossage introduced his plan of condensing hydrochloric acid, and though in the next ten years it was adopted by many works, yet many others, especially the smaller ones, continued to manufacture sulphate of soda without condensing the hydrochloric acid, and even those works which had condensers only used them in proportion as they found an outlet for liquid hydrochloric acid. The use of chlorine made from liquid hydrochloric acid for manufacturing bleaching powder was extended from 1837 by the reduction of the excise duty on paper of 3*d.* to 1½*d.* per pound, which led to a greatly increased demand for paper. In 1847 chlorine made from liquid hydrochloric acid was first used on a large manufacturing scale for the preparation of potassium chlorate; in 1861 the paper duty was abolished, and with the consequent establishment of a vast number of daily and weekly newspapers and journals, and the reprinting of standard works in all parts of the kingdom, an enormously increased demand for paper materials was created. Straw, esparto grass, and wood fibres, which had hitherto been used only in very small quantities as compared with cotton and linen rags, were now used in rapidly increasing quantities, and as these require roughly three times as much bleaching powder per unit weight of raw material as do the rags, and as they

produce much less weight of paper, it is evident that the use for liquid hydrochloric acid was vastly increased. It was computed that in 1862 one-third of all the hydrochloric acid gas produced was still allowed to escape into the air, a fraction which amounted to about 1,000 tons per week; and this nuisance was only brought to an approximate end by the passing of the Alkali Act in 1863, which rendered compulsory the condensation of 95 per cent. of the hydrochloric acid gas produced. Thanks to the increased uses for and value of liquid hydrochloric acid, the statutory condensation was rapidly obtained and exceeded. In 1874 another Act was passed requiring that the exit gases shall not contain more than 0.2 grain of hydrochloric acid per cubic foot of gas, and this limit is now fully observed. The means employed to condense the hydrochloric acid gas are described under the head of Hydrochloric Acid (Vol. I., p. 198). Where a liquid acid was produced too weak to use or sell it was run away to waste, often thereby creating a fresh series of nuisances.

The furnaces used to produce sodium sulphate have always been connected with the construction of plant for condensing the hydrochloric acid gas, and with the uses to which such liquid acid could be put. Again, the black ash process in the hands of the French, and also in England up to 1823, only produced a material containing 10 to 12 per cent. of alkali (Na_2O); at Muspratt's works in 1823 a much stronger black ash was produced, containing 24 per cent. of alkali, and though Leblanc had shown how to prepare from this a nearly pure sodium carbonate, yet this weak black ash was sold to the soap-makers at £12 per ton in 1823 and at £8 per ton in 1830. The details of the economical lixiviation of the black ash, and the evaporation of the liquor by the waste heat from the black ash furnaces, are due not to Leblanc but to English alkali makers. The final product of the Leblanc process was sodium carbonate crystals; but besides this form of alkali the English works produced a much stronger alkali, namely, the white ash or soda ash, selling at £22 per ton in 1833. Still stronger forms of alkali were introduced as caustic ash, *i.e.*, a mixture of sodium carbonate and sodium hydrate, and later cream caustic or impure caustic soda.

In 1861 Lancashire furnished 4,680 tons of caustic soda, but in 1862 methods had been found at St. Helens of so altering the charge in the black ash furnace, and so working the liquor as to

obtain stronger and whiter caustic soda, which at once found extended use in soap and paper manufactories, so that in 1878 the output reached 94,000 tons. To-day the quality of caustic soda has been greatly improved, and it is now the principal product of the Leblanc alkali trade. Lastly, the process of Leblanc left the insoluble portion of the black ash as a waste product, creating for many years a general nuisance that led the manufacturers into great trouble, and though many processes have been proposed and tried, yet it is only in recent years that in the Chance-Claus process a satisfactory method seems




FIG. 127.

to have been discovered of ending the nuisance and recovering the contained sulphur in a form of much greater value than that in which it was introduced into the process.

147 (1.) *The Salt-cake Process.*—This process is usually commenced in large cast-iron pots, and completed in reverberatory furnaces or roasters, shown in section in Fig. 129, in plan in Fig. 128, and in cross-section in Fig. 127. These consist of a large covered semicircular iron pan heated by a fire underneath, and of a roaster or reverberatory furnace heated by a fire placed at the other end, on the hearth of which furnace the salt is completely decomposed.

The charge consists of 16 cwt. of common salt, which is

placed in the iron pan, and on to this is run the quantity of sulphuric acid necessary to decompose it completely. This amounts to 123.5 gallons, or 1,800 lbs. of chamber acid having a specific gravity of 1.42. Torrents of hydrochloric acid are given off, and the temperature of the mass rises to about 50°. All the strong hydrochloric acid gas which is thus evolved passes directly by the central opening over the pan into the hydrochloric acid condensing towers, described under the heading of Hydrochloric Acid (Vol. I. p. 198).

After the mixture has been heated for about an hour in the salt-cake pan and has become solid, it is raked on to the hearth of the furnace or roaster at the side of the decomposing pan. Here the hot air and flame from the fire at the end




FIG. 128.


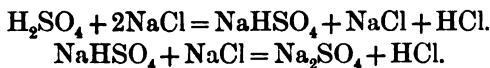


FIG. 120.

complete the decomposition into sodium sulphate and hydrochloric acid :



The acid vapours here evolved pass, together with the products of combustion of the fire, into condensers, and are there dissolved. As soon as the decomposition is complete, the salt-cake is withdrawn from the furnace and kept for the subsequent process. Ten of the above charges are usually drawn in one day. The following is an analysis of an average sample of commercial salt-cake :

Na_2SO_4	NaHSO_4	NaCl	CaSO_4	Fe_2O_3 and insol.	H_2O
95.27	1.48	1.35	0.92	0.32	0.18 = 99.52

The furnaces just described are termed *open* roasters, and in this method of working it is difficult to get a very strong acid, and much annoyance is caused by the condensers becoming choked with dust from the fires, which, however, being fed with coke, do not produce any soot.

To avoid the dilution of the hydrochloric acid gas with the fire gases heating the roaster, a *close* roaster is used, which with its condenser is shown in Fig. 130. Here the salt-cake is placed on the hearth of a kind of brick chamber or muffle (B), being simply heated by radiation from the hot arch at the other side of which the fire-gases pass, so that no soot or dirt from the fire, which is fed with cheap coal and not with coke, can be carried on to the salt-cake or into the condensers; these do not become clogged or choked, and a more perfect condensation is rendered possible, with the simultaneous production of a stronger acid; D shows the flue for carrying away the fire-gases from the pan and roaster. Unfortunately, however, the arch separating the roaster-hearth from the fire-gases is continually cracking from unequal expansion, and as soon as a crack occurs the hydrochloric acid gas is drawn by the draught of the chimney through the crack and up the chimney. One of the most ingenious schemes to obviate this difficulty is that of Deacon of Widnes, and Figs. 131 and 132 show the construction of his furnace. The fireplace is built contiguous to, but several feet below, the brick chamber or muffle in which the acid gas is evolved. With this alteration of level it is comparatively easy so to regulate the draught on the

furnace and the draught on the muffle and attached con-

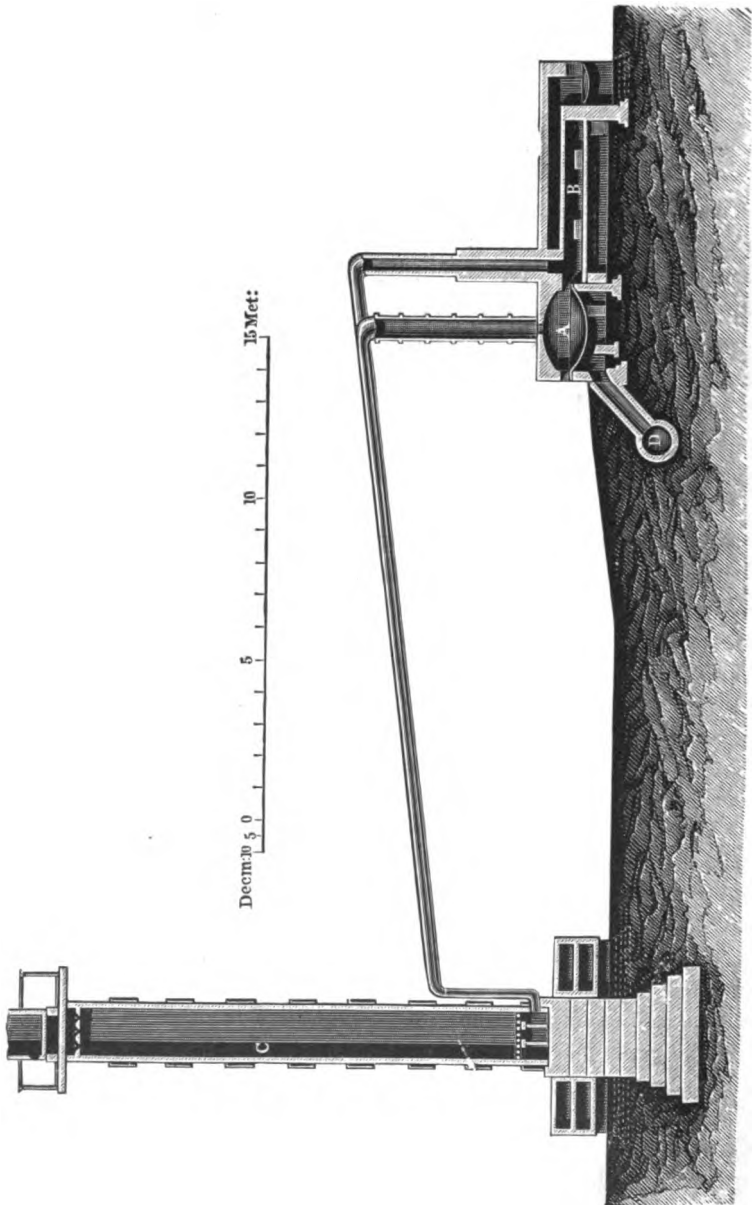


FIG. 130.

densers that the pressure in the flue round the muffle is slightly greater than that in the interior of the muffle, thus

preventing the passage of the acid gas from the muffle through the unavoidable cracks into the chimney, although allowing some of the fire-gases to pass into the muffle, but in such regulated quantity that they do not interfere with the successful

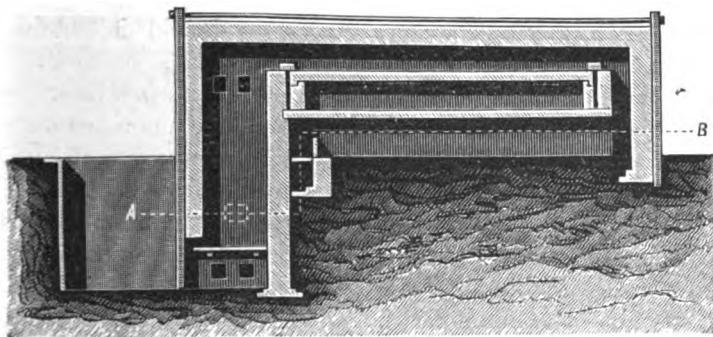


FIG. 131.

working of the condensation. In Fig. 132, B shows the position of the salt-cake pot, and A is the flue carrying the products of combustion to the chimney.

Many attempts have been made to carry out the manufacture of salt-cake in mechanical furnaces, among which may be mentioned those of Jones and Walsh, Cammack and Walker, and Mactear.¹ The revolving furnace of the latter has been the most successful in practice, and consists of a circular revolving bed covered by a fixed arch, between which and the bed the

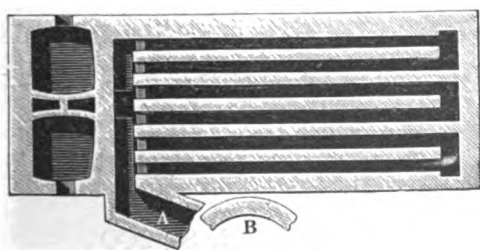


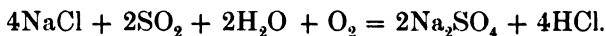
FIG. 132.

furnace gases pass. The salt and acid are constantly fed into a large cup in the centre of the hearth, where they mix and overflow into the outer portion of the circle, and are subjected to the action of the hot gases; by means of fixed stirrers the

¹ *J. Soc. Chem. Ind.* 1881, 29.

mass is continuously mixed and gradually worked to the circumference, over which it then falls. The action is thus a continuous one and the amount of hydrochloric acid evolved is therefore constant, so that in spite of the fact that the acid-gas is mixed with the whole of the furnace gases, the condensation is carried out more readily and a more concentrated acid is obtained than in the ordinary process.

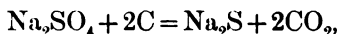
Another important process is known as the *Hargreaves process*. The object of this is to dispense with the manufacture of sulphuric acid, and it depends upon the fact that, although sulphur dioxide cannot by itself decompose salt, it is able to do so in the presence of oxygen and water, if time enough be allowed. In order to effect this decomposition, a series of large kilns or stoves, built of brick, is so arranged that each kiln can be put into communication with its neighbour, and each heated by a fire. Each kiln is then filled with specially prepared cakes of dried and porous salt, and the gases from the pyrites burners led directly into these kilns arranged in series. By careful attention to temperature and to the quantity of air and steam admitted with the sulphur dioxide, it is possible to decompose the salt as perfectly as by the old process with sulphuric acid:



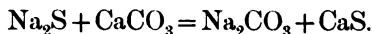
The hydrochloric acid gas is separated from the accompanying residual nitrogen in the hydrochloric acid condensing towers.

148 (2.) *The Black-ash Process*.—The theory of this process is a simple one, so far as the chief products are concerned, but it is complicated when we come to consider the mode of formation of the many distinct compounds which make their appearance in the course of the reaction.

The first change which the salt-cake undergoes is the reduction to sodium sulphide (Na_2S), by being heated with slack, or powdered coal; thus:¹



and the second is the conversion of the sodium sulphide into sodium carbonate, by being heated with chalk or limestone (calcium carbonate):



¹ Kolb, *Ann. Chim. Phys.* 1866 (4), 7, 118; Lunge and Fischer, *Sulphuric Acid and Alkali*, 1895, 2, 472.

In practice these two reactions take place simultaneously.

A mixture of about 10 parts by weight of salt-cake, 10 parts of limestone, and 5-7 parts of coal is heated in a reverbera-




FIG. 133.

tory furnace, termed a balling-furnace. The right-hand halves of Figs. 133 and 134 show the elevation and longitudinal section of such a furnace, and Fig. 135 shows the transverse section on the line A B looking towards the fire-place.

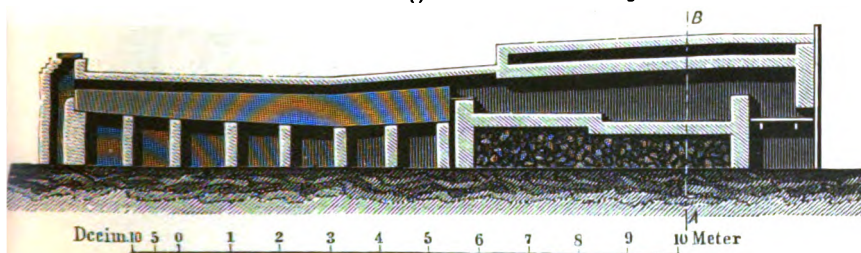



FIG. 134.

The end of the operation is indicated by the appearance of yellow flames or "candles" on the surface of the melt due to the formation at the elevated temperature then attained of carbonic oxide by the action of carbon on calcium carbonate;



FIGS. 135 AND 136.

this evolution of gas is of importance for the subsequent lixiviation of the black-ash, as it renders the mass porous. During the process a considerable portion of the limestone is

directly decomposed by the heat into carbon dioxide and lime, CaO , which plays an important part in the subsequent pro-

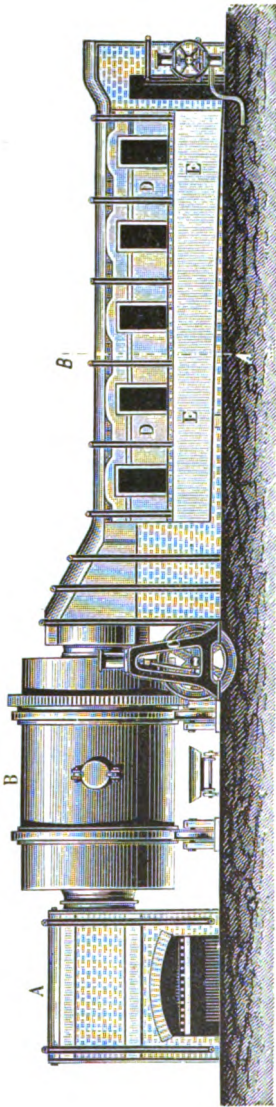


FIG. 137.

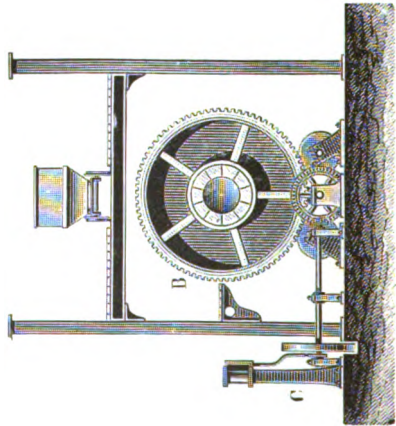


FIG. 138.

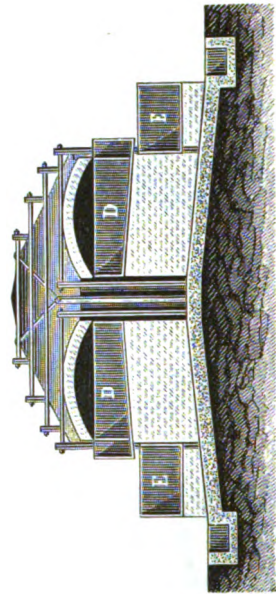


FIG. 139.

cesses. After exposure to the reducing flame of this furnace for two hours the charge, consisting of $4\frac{3}{4}$ cwt., is fluxed and the reaction finished. The liquid mass is scraped out into iron

barrows or trucks and allowed to cool, and in this state is known, from the colour of the mass, as black-ash ball.

In place of the old black-ash furnace or balling-furnace, in which the reaction is completed by hand labour, a furnace termed a revolving black-ash furnace is now largely employed, the general arrangement of which is shown by the left-hand side of Fig. 137 and in Fig. 138. In this the mixing of the materials is effected mechanically. The charge, usually consisting of 30 cwt. of salt-cake, 32 of limestone, and 20 of slack, is introduced by means of a hopper into a large horizontal cylinder (B), through which flames from a furnace (A) are allowed to pass; this cylinder, worked by an engine (C),




FIG. 140.

revolves first at a slow rate, afterwards increasing to a maximum velocity of five or six revolutions per minute. The cylinder is from 10 to 12 feet in diameter and from 15 to 18 feet long. Each charge takes about two hours to work off, and when completed the charging hole in the side of the cylinder is opened and the fused mass allowed to flow into iron trucks placed beneath it. It yields 10 truckful of black-ash, weighing 3 cwt. each. Another form of the black-ash revolver is shown in Fig. 140 and in the left-hand side of Fig. 141. In this arrangement the revolver (F) is fed with gas from a Siemens gas-furnace, and the regenerators (NN) for the recovery of the waste heat are placed below the revolver. It is questionable how far this plan of heating by gas can compete with the older method of heating by coal direct.




Fig. 141.

The advantages which the revolving black-ash furnace has over the hand-worked ones chiefly consist in the saving of labour and the production of a material which possesses a more constant composition.

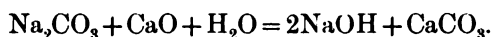
The following analyses of (1) English, (2) German, and (3) French black-ash show that this substance contains a large number of other constituents besides sodium carbonate, mono-sulphide of calcium, lime, and excess of coal. In addition to those here named there are also found small percentages of cyanides and sulphocyanides originating from the nitrogen of the coal.

Sodium carbonate . . .	36.88	44.41	44.79
Sodium sulphate . . .	0.39	1.54	0.92
Sodium chloride . . .	2.53	1.42	1.85
Sodium silicate . . .	1.18	—	1.52
Sodium aluminate . . .	0.69	—	1.44
Calcium sulphide . . .	28.68	30.96	29.96
Lime	9.27	8.35	9.68
Calcium carbonate . . .	3.31	3.20	5.92
Ferric oxide	2.66	1.75	1.21
Coal	7.00	5.32	1.20
Calcium sulphite . . .	2.18	—	} 1.51
Magnesia	0.25	0.10	
Alumina	1.13	0.79	
Water	0.22	—	
Ferrous sulphide . . .	0.37	—	
Silica	—	0.89	
Sand	0.90	2.20	
Ultramarine	0.96	—	
	98.60	100.93	100.00

149 (3.) *Lixiviating the Black-ash and finishing the Alkali.*—The next operation consists in the separation of the sodium carbonate and other soluble salts from the insoluble calcium monosulphide and the other insoluble impurities by the process of *lixiviation* or washing, in which only as small a quantity of water as possible may be used. The arrangement of vats for effecting this is the invention of Shanks, of St. Helens. A series of vats is employed in which the broken black-ash is placed; water is allowed to flow on to that portion of the ash

which by previous operations has already been nearly exhausted, and the solution then passes on to a succession of tanks until the nearly saturated liquors come in contact with the fresh black-ash. The average time needed for working off a vat is about forty-eight hours. The residue remaining in the vats is known as the alkali-maker's waste, and is described later; it contains about 2 per cent. of sodium carbonate, chiefly in the form of a sodium calcium carbonate $\text{Na}_2\text{CO}_3, \text{CaCO}_3, 5\text{H}_2\text{O}$.

A considerable excess of limestone is generally used in the manufacture of black-ash, and this, as already stated (p. 291), in the course of the reaction becomes converted into caustic lime; on treating the mass with water the caustic lime transforms a considerable quantity of the sodium carbonate into caustic soda, and calcium carbonate is formed:

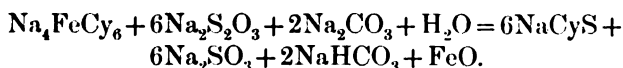


Hence it happens that as a rule about one-third of the total amount of soluble soda present in the black-ash liquor is caustic. Besides this, the black-ash liquor contains small quantities of sulphide of sodium, and this dissolves a certain quantity of sulphide of iron, imparting a dark brown, yellow, or green colour to the liquor. This liquor, owing to its many impurities, was not well suited for the direct preparation of such a fine finished product as soda crystals or washing soda, $\text{Na}_2\text{CO}_3, 10\text{H}_2\text{O}$, and was therefore converted into soda ash or anhydrous sodium carbonate by evaporation and ignition, whereby the most objectionable impurities were either destroyed or at least rendered insoluble in water. To obtain the soda ash as white as possible, the practice was introduced in 1838 of treating the black-ash liquor with carbonic acid gas from lime-kilns or furnaces, whereby the caustic soda and then the sodium sulphide are converted into carbonate, the latter with the evolution of sulphuretted hydrogen and the simultaneous precipitation of sulphide of iron previously held in solution by the sodium sulphide. The sodium silicate and aluminate are also converted into sodium carbonate with precipitation of silica and alumina. The several precipitates are allowed to settle, and the clear liquor is then evaporated. In order to evaporate the black-ash liquors, the waste heat of the black-ash furnace is employed. Large iron pans, shown at D in Figs. 133, 134, and 136 (which last is a section through D in Fig. 133), at DD in Figs. 137 and 139, and at P in Fig. 141, are kept filled with the liquor, and as

the water steams off minute crystals of sodium carbonate monohydrate, $\text{Na}_2\text{CO}_3 \cdot \text{H}_2\text{O}$, deposit until the pan is filled with a thick magma of these and the mother liquor; the doors in the pan sides shown in the several figures are then opened, and the whole contents raked out into the drainer (E in Figs. 137 and 139 and R in Fig. 141), and there allowed to drain; the mother liquor from the crystals is again evaporated and yields a less pure product.

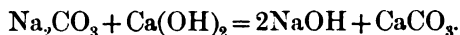
By heating the monohydrate in a reverberatory furnace it is converted into the anhydrous sodium carbonate Na_2CO_3 , commercially known as "soda ash." This final heating in a reverberatory furnace also serves to carbonate the ash if the black-ash liquor has not been carbonated as already described, but the ash prepared from such impure liquor is always discoloured from the iron sulphur compounds, and is also not so strong, as the sodium sulphide is converted into sulphate, and other impurities remain in their original quantities. The removal of all caustic soda from soda ash is of great importance when it is used for cleaning wool; but, on the other hand, the presence of a considerable amount of caustic soda in the soda ash is rather an advantage for other purposes, as soap and paper-pulp making, and such a product was frequently made specially, and was known as "caustic ash."

By special attention the monohydrate crystals may be obtained in a condition of greater purity, and they are sent into the market under the name of "crystal carbonate." These special modes of treatment were patented by Carey, Gaskell, and Hurter in 1881 and 1882, and consist, first, during the carbonating of the black-ash liquor, in the addition of bauxite, which aids the separation of the silica from the sodium silicate present, and, secondly, in passing the clarified liquor under great pressure through a long coil of iron tube heated to 180° , whereby the sodium ferrocyanide is destroyed according to the complex reaction:



The liquor is again allowed to settle, and then evaporated until the sodium carbonate monohydrate crystallises out in quantity. The crystals are well drained and washed a little. The advantages of this product over soda crystals are that it is much stronger in alkali, dissolves more readily in water, and is also purer.

150 *Production of Caustic Soda from Black-ash Liquor.*—A totally different method of dealing with the caustic soda found in black-ash liquor dates from 1853, when Gossage treated the black-ash liquor with air to destroy the iron sulphur compounds, and then evaporated the clarified liquor to obtain crystals of the monohydrated carbonate as already described, and a mother liquor consisting of caustic soda liquor, which by further evaporation and fishing out of the impurities as they crystallised was obtained of sufficient strength to solidify on cooling as one or other of the many hydrates of caustic soda. This was the first solid caustic soda made commercially, and was known as cream caustic; it did not contain more than 60 per cent. alkali (Na_2O), and was blue, green, yellow, red, but never white. As the uses for solid caustic soda rapidly extended, the black-ash was so mixed as to yield more caustic soda in the liquor; the methods of purifying were improved, and lastly, instead of evaporating the black-ash liquor to recover what sodium carbonate it contained, it was diluted considerably till only of about 1.09 specific gravity, and was then causticised by adding the necessary amount of lime and heating:



The mixture was then blown with air to oxidise the sulphides of sodium and iron, settled, the mud washed, and the liquors evaporated. During the evaporation some of the impurities, consisting of sodium sulphate and chloride, and also the small amount of sodium carbonate always remaining unacted on by the lime, crystallise and are fished out or allowed to settle; the purer liquid in the last stages is oxidised by a current of air or by nitre, whereby sulphides are converted into sulphate whilst ferrocyanide is destroyed with separation of graphite, and a red precipitate of ferric oxide thrown down. When the caustic has become anhydrous the separation of the iron is complete, as was first pointed out by Ralston in 1860, and the addition of less than a handful of nitre or of sulphur will cause a large pot holding 16 tons of molten caustic to change from yellow through white to green or *vice versa*. After partial cooling, during which the ferric oxide settles, the still molten caustic, colourless as water, is ladled into thin sheet-iron drums. White caustic soda was first manufactured largely in 1862. By great attention to the methods of purification the caustic soda now manufactured is made to contain as much as 76 per cent.

alkali, but various other strengths are made, down to 60 per cent. alkali. Sodium carbonate is no longer the principal product of the Leblanc process, but sodium hydroxide.

Alder Wright has made a series of experiments on the loss of sodium occurring in the preceding processes. He believes it to be as follows:—

Sodium compounds vaporised . . .	1·14 per cent.
Sodium sulphate undecomposed . .	3·49 „
Sodium compounds rendered insoluble	5·44 „
	10·07 „

151 *Alkali-maker's Waste and its Utilisation.*—The waste has a variable composition, but its nature may be seen from the following analyses, the first from a black-ash charge made for carbonate, and the second from a charge made for mixed caustic and carbonate:—

CaS.	CaCO ₂ .	Moisture.	Coke.	Ca(OH) ₂ .	Na ₂ O.	Sundries.
30·17	19·88	35·01	8·46	1·22	0·84	5·11 = 100·69
26·46	24·16	34·69	3·84	6·33	1·18	4·15 = 100·81

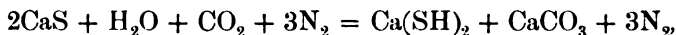
For every ton of soda-ash produced, from one and a half to two tons of waste are formed; and in the neighbourhood of alkali-works the latter accumulates in enormous quantities.

The waste, even when carefully stamped down and when the surface is made as hard as possible or even covered with cinders, invariably undergoes oxidation; the insoluble monosulphide of calcium becomes converted into soluble compounds, and meeting with rain- or drainage-water dissolves, and the solution finds its way into the ordinary drains or streams of a district, and upon meeting with the carbonic acid of the air, or with the acid discharge from the alkali-works, evolves sulphuretted hydrogen sufficient to become a nuisance to the inhabitants of districts lying even several miles away from the waste. Many proposals have been made for recovering the sulphur from the waste. So far back as 1837 Gossage began a long investigation into this question, but failed to establish a process by which the sulphur could be profitably recovered. Schaffner in Germany, Mond in England, and Mactear in Scotland, have devised processes which have been worked in certain localities.

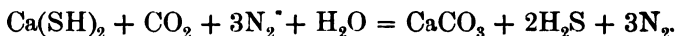
Schaffner's and Mond's processes were essentially similar in that the waste was oxidised by air either in heaps over a period

of about three weeks, or in the lixiviation tanks for about three days, when by addition of water a solution was obtained containing calcium pentasulphide, thiosulphate, and hydrosulphide, &c., and by treating this with the dilute hydrochloric acid which was otherwise a waste product, these bodies reacted on each other to produce the desired precipitate of sulphur amounting to about 50 per cent. of that originally present. With improved methods of condensing the hydrochloric acid gases, and the increased demand for hydrochloric acid, this process has become much less important.

The latest method is due to Chance, who after years of large scale experimental work at Oldbury, near Birmingham, and after several alterations has devised a process that has been adopted by many large English and French works. This process depends upon two reactions: the first of these is the decomposition of the alkali-waste by carbonic acid with formation of calcium carbonate and liberation of sulphuretted hydrogen; the second, the combustion of this gas in a limited current of air to produce sulphur and water. The carbonic acid used is that contained in the waste gas from lime-kilns, containing about 28 per cent. carbonic acid and 72 per cent. nitrogen. The gas is forced by powerful pumps through a series of from four to six tall closed cylinders containing a thin creamy mixture of alkali waste and water. The first action of the gas is to convert the calcium sulphide into hydrosulphide and carbonate:



and the nitrogen, the only gas remaining at this stage, is sometimes allowed to escape, so as to increase the strength of the sulphuretted hydrogen ultimately obtained, 40 per cent. of the nitrogen otherwise necessarily present being thus actually eliminated. The second action of the carbonic acid gas is to convert the calcium hydrosulphide into calcium carbonate and sulphuretted hydrogen, which necessarily is admixed with the nitrogen that accompanied the carbonic acid:



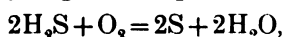
The strongest gas obtainable contains:

H ₂ S.	CO ₂ .	N.
33·5	1·7	64·8

but if none of the nitrogen is eliminated, the resultant gas contains only 25 per cent. sulphuretted hydrogen. The residual

“cream” from the carbonating towers is entirely free from sulphides, and is filtered in presses so as to obtain: (1) a clear liquid containing about 2 per cent. of sodium bicarbonate, which is used to dissolve fresh charges of black-ash, and (2) cakes of innocuous calcium carbonate. This material is usually stacked in waste heaps, though some has been used in the making up of the black-ash charge, and some for making Portland cement.

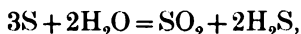
The second part of the Chance process consists in so burning the sulphuretted hydrogen as to produce sulphur and water:



or more correctly:



which shows the approximate minimum of nitrogen taking part in the process. The combustion is carried on continuously in a kiln, called the Claus Kiln, lined with fire bricks, and provided with a false bottom, on which rests a layer of broken brick, and then a thinner layer of oxide of iron, which acts as a catalytic agent, and enables the reaction to proceed. The gas and air are led, each in carefully regulated quantity, under the false bottom where they are kindled, and the heat evolved by the reaction maintains the necessary temperature of the kiln. A portion of the sulphur runs molten from the kiln, the rest distils off with the water, and by passing the vapours through cooling chambers the sulphur is condensed partly in the molten form and partly in the form of “flowers.” If the kiln is made to do too large an amount of work its temperature rises higher and a reverse reaction sets in:

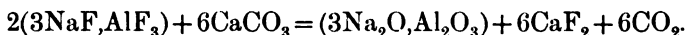


which leads to a loss of about 12 per cent. of the sulphur in the exit gases.

In practice not only do the exit gases from the Claus Kiln always contain small but appreciable quantities of sulphuretted hydrogen and sulphur dioxide, but the waste nitrogen from the carbonating towers is liable to contain sufficient sulphuretted hydrogen to create a nuisance if the carbonators are worked so as to produce a strong sulphuretted hydrogen. These drawbacks have been overcome by burning the small amount of sulphuretted hydrogen to sulphur dioxide, and either absorbing this and the sulphur dioxide originally present in a tower containing limestone and water and running the resultant weak acid calcium sulphite to waste, or utilising the sulphur dioxide for the production of sulphuric acid.

CRYOLITE PROCESS.

152 Cryolite, or sodium aluminium fluoride, $3\text{NaF}\cdot\text{AlF}_3$, a mineral mined only in Greenland to the extent of 6,000 to 7,000 tons per annum, is used as the raw material for the manufacture of a limited amount of sodium carbonate.¹ The process devised by Thomsen of Copenhagen in 1849, and first utilised on a large scale in 1854, is founded on the fact that when this mineral is heated with chalk, carbon dioxide escapes, leaving behind a mixture of calcium fluoride and sodium aluminate :



The sodium aluminate is separated from the calcium fluoride by lixiviation and the solution carbonated with carbon dioxide. There is thus obtained a solution of sodium carbonate ready for evaporation to the crystallising point, and a granular precipitate containing 45 per cent. of alumina, 20 per cent. of sodium carbonate, and 35 per cent. of water, from which the sodium carbonate is extracted by long continued washing with hot water.

In 1865 the monopoly for the cryolite was obtained by a firm near Pittsburg, and hardly any soda is made from it elsewhere.

AMMONIA-SODA PROCESS.

153 Of the numerous proposals which have been made to replace the Leblanc process for the production of carbonate the above has proved the most successful commercially. This process depends on the well-known fact that when carbon dioxide is passed into a solution of sodium chloride containing ammonia a double decomposition occurs, and sodium bicarbonate and ammonium chloride are formed :



The bicarbonate being very slightly soluble in a solution of ammonium chloride separates out and may be converted into soda ash by calcining. The mother liquors containing ammonium chloride are heated with lime or magnesia and the ammonia thus recovered ; the only waste product is therefore calcium or magnesium chloride.

Simple as the process is from a chemical point of view, the practical difficulties, chiefly of a mechanical nature, were so

¹ *Dingl. Polyt. Journal*, 1862, 166, 441.

great that, although the process was patented in 1838 by Dyer and Hemming, it was not until 1855 that it was first practically carried out by Schloessing and Rolland near Paris. They did not, however, succeed in overcoming the numerous practical difficulties surrounding the subject, and abandoned the process in 1857. The credit of having brought the process to an economical issue belongs to Solvay, who in 1861 took out his first patent, in 1863 erected his first factory near Brussels, and, after five years of incessant work under trying circumstances, had made the apparatus sufficiently satisfactory to continue the running of the process. In 1872 he took out further patents, which made the process really successful, so that he was enabled to build a very large factory near Nancy; and in 1873 it was recognised that the Leblanc process had met with a permanent and powerful rival. In 1872 Solvay's output was only 10 tons of soda per day, but in 1888 the Solvay Syndicate Works in England were reported to make 125,000 tons, while those on the Continent made 245,000 tons, and those in America 60,000 tons, a total of 430,000 tons out of the world's total production of 900,000 tons by all processes; in 1900 the production of ammonia-soda amounted to 900,000 tons, while the total by all processes was only 1,500,000 tons. The works started in England under Solvay's patents were those of Messrs. Mond, afterwards Brunner, Mond & Co., at Northwich; they commenced operations in 1874 and were the first works to use natural brine direct; various improvements introduced by L. Mond enabled their output to be increased from 2,500 tons in 1875, to 169,000 tons in 1892, and owing to the erection of other ammonia-soda works in this country the output of ammonia-soda steadily rose until in 1895 it reached 428,614 tons, thus exceeding the 408,173 tons produced by the Leblanc process. In 1904 the British ammonia-soda works consumed 1,703,805 tons of salt as such or in the form of brine. Many minor modifications have been introduced by numerous manufacturers and the processes conducted in the ammonia-soda works of to-day contain many details differing from Solvay's original proposals.

The advantages of the process, over the Leblanc process, are (1) that it yields a purer product, (2) that the cost of manufacture is less, chiefly because of the use of the brine pumped directly from the salt beds, and (3) that it gives rise to no noxious by-products. The proportion of sodium chloride lost is greater than in the Leblanc process, as the reaction given

above is never complete, and the undecomposed sodium chloride passes away with the calcium chloride; again, great care has to be exercised to avoid any considerable loss of ammonia, the cost of which is high; but these disadvantages are more than counterbalanced by the above-named advantages. On the other hand, in the ammonia-soda process the whole of the chlorine of the sodium chloride is lost, as no economical process has yet been devised for recovering it from the calcium chloride on a very large scale, notwithstanding numerous attempts, some of which have been partially successful (see the Weldon-Pechiney process, Vol. I., p. 175). It is this fact which has hitherto enabled the Leblanc soda manufacturers to compete with the more recent process. If at any time an economical method of recovering the chlorine in the ammonia-soda process is discovered, there is little doubt that the older method of manufacture will be superseded to an even larger extent than it has already been, though probably never completely.

Brine, whether pumped direct from the mine or made artificially from rock salt, always contains at least small quantities of salts that cause considerable trouble in the ammonia-soda process. The following numbers show the grams per litre contained in a typical sample:—

NaCl	CaSO ₄	CaCl ₂	MgCl ₂
290	4.5	2.1	0.6

By treatment with milk of lime and subsequent settling the magnesium chloride may be converted into calcium chloride and magnesium hydroxide and the last removed. By the subsequent addition of either sodium carbonate, or of liquors containing ammonium carbonate, the bulk of the calcium salts are precipitated as calcium carbonate and this also removed by settling. The purified brine must not be too strong, because otherwise the addition of ammonia-gas would so reduce the solubility of the sodium chloride as to cause some of it to crystallise out. Whether water requires to be added or not depends upon the manner of preparing the ammonia-gas, because this may bring with it larger or smaller proportions of water.

The apparatus patented by Solvay in 1872 for saturating the brine with ammonia has by a number of changes been simplified and rendered less liable to interruptions from the

residues of the lime and magnesia salts just referred to. The apparatus is sometimes a simple vertical tank containing the purified brine, into the bottom of which the ammonia-gas is forced by pressure generated in the still where the gas is made, and is sometimes a tower subdivided by many partitions over which the liquor flows gradually downwards, while the ammonia-gas at almost atmospheric pressure passes up the tower. Whatever the form of the apparatus, the solution becomes warm, and by various cooling devices is partially cooled. The gases escaping from the apparatus contain a certain proportion of undissolved ammonia, which is caught by being sucked through scrubbers containing fresh flowing brine, and finally through a scrubber containing sulphuric acid. Due to the residual lime and magnesia salts in the brine, a precipitate of the carbonates of these metals is formed, and is prevented from becoming admixed with the sodium bicarbonate subsequently formed by passing the ammoniacal brine through a series of settling tanks, from the conical bottoms of which the mud may be drawn off. The resulting liquor, containing an average of 60 grams NH_3 and 270 grams NaCl per litre, is run into a montejus, whence it is forced by gas pressure from the carbon dioxide mains into the carbonating tower.

The form of carbonating tower introduced by Solvay is shown in Fig. 142, and consists of a large number of superposed cylindrical compartments or drums, one of which is shown on

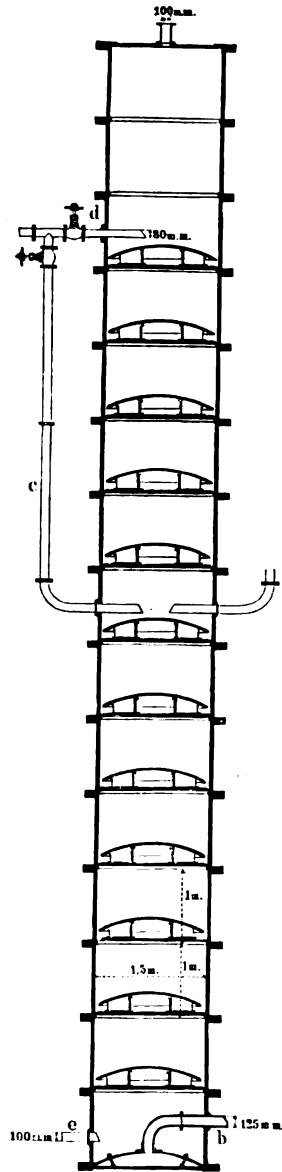


FIG. 142.

a larger scale in Fig. 143. The bottom of each compartment has a large circular opening in the centre, over which is a perforated sieve having the shape of a spherical segment, which is supported by light stays and does not quite reach the inner wall of the drum. The ammoniacal brine enters some distance below the top of the tower by the pipe C and fills the tower nearly to the top. The carbon dioxide, forced in at the bottom under a pressure of 1.5—2.5 atmospheres, is divided by the sieve holes into numerous small streams, which pass through the brine and reunite in the large central opening of the next compartment; this subdivision of the gas is repeated in each compartment. But as the holes in the Solvay




FIG. 143.

tower after about a fortnight's work get plugged up with a scale of sodium bicarbonate, the towers have to be stopped and washed out with boiling water, and then allowed to cool.

To obviate this difficulty other forms of carbonator are used, amongst which may be mentioned that of Honigmann, viz., a set of three cylinders, through which the carbon dioxide is passed in succession and at a much less pressure than employed by Solvay. When the contents of the first vessel are carbonated, it is discharged, refilled with fresh ammoniacal brine, and replaced in the series, but as the last vessel; the vessels are 10 feet diameter and 10 feet high only.

The carbon dioxide is obtained partly from the lime-kilns required to prepare the lime subsequently used to recover

the ammonia, and in that case contains about 30 per cent. carbon dioxide, and requires cooling and freeing from accompanying dust and sulphur dioxide; this is effected by making it bubble several times through shallow layers of flowing water. Some carbon dioxide is also obtained from the calcination of the sodium bicarbonate, and is then much purer than the above, containing 50 per cent. or more of carbon dioxide. The gas is drawn by a powerful pump, and delivered at a pressure of about 45 lb. per square inch for the Solvay towers or 10 lb. for the Honigmann apparatus.

The absorption of the carbon dioxide to form first normal ammonium carbonate, $(\text{NH}_4)_2\text{CO}_3$, and then the bicarbonate, $(\text{NH}_4)\text{HCO}_3$, is accompanied by the evolution of a considerable amount of heat, which is removed by a series of horizontal water-cooling tubes passing through the Solvay tower or by flowing cooling water over the exterior of the Honigmann carbonators. In no case may the temperature exceed 70° , or the ammonium carbonates begin to decompose; neither may the temperature be lowered too much, because then the sodium bicarbonate comes down so finely divided that it is most difficult to filter and wash, and at 10° ammonium chloride begins to crystallise out. During the reaction the temperature should be kept about $30\text{--}40^\circ$, but just at the last it may be reduced to 15° , to render more complete the separation of the sodium bicarbonate.

The inert gases escaping from the carbonating apparatus always carry away about 8 per cent. of the total ammonia originally present in the ammoniacal brine; to recover this the gases are passed through a series of scrubbers, some containing brine, others water, and others dilute sulphuric acid.

Every half-hour a portion of the contents of a Solvay tower is drawn off from the bottom of the tower, or at suitable intervals one of the Honigmann carbonators is blown empty by compressed gas. The pasty liquid runs on to vacuum filters, which retain the crystals of sodium bicarbonate; the latter is washed very carefully with water to remove the ammoniacal mother liquor as completely as possible, and in doing this approximately 10 per cent. of the bicarbonate is lost.

The washed bicarbonate is dried and calcined, by which the small quantity of accompanying ammonium salts is decomposed with liberation of free ammonia, and about three-quarters of the bicarbonate is converted into sodium carbonate, carbon

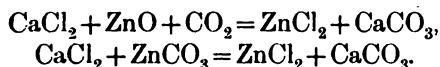
dioxide, and steam. Many different forms of apparatus have been patented by Solvay and others for conducting this operation; that known as a Thelen pan is largely used. It consists of a semi-cylindrical cast-iron pan heated externally from below, and provided with a central shaft having an oscillating or rotary motion; to the shaft are fixed arms carrying pivoted shovels, which push the encrusted carbonate off the pan sides and gradually move it from end to end, so that it is discharged of uniform quality. The pan is suitably covered, so that the evolved gases may be sucked away; they are cooled, then passed through a scrubber to recover the ammonia, and are lastly forced by a special pump into the carbonating apparatus; they may contain 60—80 per cent. of carbon dioxide.

The resulting sodium carbonate may for some purposes be used as it is, but for others it is necessary to heat it more strongly, to decompose all the bicarbonate and to make it less voluminous for packing and shipping. This second heating is done in reverberatory furnaces fired by coke, and no use is made of the carbon dioxide in the resulting gases. The hot product is cooled on iron plates, and then packed in casks or bags.

The mother liquor from the sodium bicarbonate contains approximately one-third of the original salt unaltered; and in place of the salt actually decomposed it contains the corresponding amount of ammonium chloride, and in addition an excess of ammonium bicarbonate equal to about one-fifth of the ammonium chloride present. The treatment of the mother liquor consists first in simple heating, which decomposes almost all the ammonium bicarbonate. The resultant gases, carbon dioxide, and ammonia are separated from the bulk of the accompanying steam by the use of a distilling column, and are then both utilised by being absorbed by fresh brine in the ammoniating apparatus. To the residual hot liquid containing the sodium and ammonium chlorides a sufficiency of lime is added, and the treatment with steam continued until the gases evolved, which are drawn off by an air pump, are practically free from ammonia. The efficient recovery of the ammonia at this stage, and also at the minor stages previously described, is the criterion for the commercial success of the whole manufacture, for the preparation in one operation of one ton of "ammonia ash," valued at £4, requires the assistance of the ammonia obtained from no less than two and a half tons of ammonium

sulphate valued at £32. The efficiency of the recovery has been constantly improved, until now in well-conducted works it is well over 99 per cent.

The waste liquor from the ammonia stills, which contains not inconsiderable quantities of suspended calcium carbonate and hydrate, is run into settling tanks to deposit the solids, which are waste, and the clear liquor, containing the undecomposed salt and calcium chloride corresponding to the decomposed salt, is run into the water-courses also to waste. The whole of the chlorine in all the salt employed is thus lost, and many attempts have been made to recover either the sodium chloride or the chlorine of the calcium chloride, but without any permanent success. The latest method has been worked out by Messrs. Brunner, Mond at Northwich, and is characterised by bringing in an additional product, namely, zinc. The waste calcium chloride liquor, containing also sodium chloride, is treated with carbon dioxide and a crude form of zinc oxide, such as roasted zinc blende, or with crude zinc carbonate, as calamine, when one of the following reactions occurs :



The liquor is filtered, and the solution of zinc chloride (containing of course the sodium chloride originally present) is electrolysed with carbon anodes, the products being chlorine gas, which is absorbed in slaked lime to make bleaching powder, and metallic zinc (at the cathode) almost chemically pure and having an exceptional value for making alloys. The daily output of bleaching powder from this source was nine tons in 1901.

ELECTROLYTIC PROCESSES.

154 Numerous attempts have been made to prepare caustic soda and chlorine simultaneously from sodium chloride by the electrolysis of its aqueous solution, which brings about the formation in the first instance of sodium and chlorine, the former then decomposing the water with production of caustic soda and hydrogen. These attempts have usually failed on account of the formation of hypochlorite and chlorate by the reunion of the caustic soda and chlorine, which decreases the current efficiency, and also causes the rapid wearing away of

the carbon used for the anode. The Castner process, introduced in 1894, is radically different from previously suggested methods, and is now successfully in operation at the works of the Castner-Kellner Alkali Company at Weston Point, as well as in Germany and America. The essential feature of this process is the employment of a moving body of mercury which completely separates the products of electrolysis and in that sense takes the place of a diaphragm. The cell, which is divided into three compartments, is capable of being continuously rocked or tilted, so as to give to the contained mercury a flowing motion from side to side. The two outside compartments contain the alkali chloride solution and the carbon anodes, while the middle compartment contains an iron cathode and the caustic solution. The solution of salt or chloride is continuously circulating through the outside compartments, wherein it is being electrolysed, and then returns to saturators, where it is recharged with salt. The electric current traversing the salt solution liberates chlorine, and also forms sodium amalgam. The chlorine escapes from each cell through an aperture into one large collecting main, while the sodium amalgam, by the continuous back-and-forward tilting of the cell, passes to the centre compartment, where it acts as an anode to the current passing to the iron cathode, the sodium being acted on and going into solution as caustic, while hydrogen gas escapes from the surface of the iron cathode. A regulated quantity of water is admitted hourly to the centre compartment of each cell, causing the pure solution of caustic to overflow through a discharge pipe into a large collecting pipe connecting with all the cells. Thus all the cells are connected with four mains, for the supply of saturated brine, for the return of the weakened brine to be resaturated, for collecting the chlorine, and for collecting the caustic solution. The cells are also electrically connected in series, and are capable of being cut out or put in operation at will. The current required is of low potential (4 volts), and the electrical current efficiency very high, and as no hypochlorites are formed, the wear of the carbon anodes is small. The caustic soda formed has a purity of 99.5 per cent., and the chlorine of 97 per cent., the remaining 3 per cent. consisting of hydrogen.¹

Another method of electrolysing a salt solution is that due

¹ Castner, *Engineering*, September 20, 1894. Patents Nos. 16,046 (1892); 10,584 and 19,809 (1893).

to Hargreaves and Bird, patented in 1892, and operated at Middlewich. The anodes are of carbon, immersed in a large volume of brine, and the cathode is of iron wire gauze, which is placed quite close against a porous diaphragm, and is only wetted by such electrolyte as permeates the diaphragm and adheres to the wire gauze by capillarity. On passing the current chlorine is evolved on the carbon anodes and is led away to be converted into bleaching powder, while on the cathode the thin film of liquor is converted into a solution of caustic soda and gaseous hydrogen. The cathode is contained in a chamber into which is passed carbon dioxide to convert the caustic soda into sodium carbonate, and also steam, which, condensing, washes the alkaline liquor off the cathode and diaphragm. By this addition of carbon dioxide it is found that the current efficiency is increased. The alkaline solution contains a considerable proportion of undecomposed salt, which crystallises out during the subsequent evaporation and is then removed by fishing; from the concentrated and clear solution the sodium carbonate is allowed to crystallise, and is disposed of as soda crystals.

COMMERCIAL FORMS OF ALKALI.

155 Soda Crystals.—For household use, there is a considerable demand for the soda in the crystalline form containing 10 molecules of water. This is prepared by dissolving calcined soda ash in hot water, allowing the impurities to settle, and then running the clear liquor into crystallising tanks (p. 296).

Crystal Carbonate.—The monohydrated carbonate $\text{Na}_2\text{CO}_3 \cdot \text{H}_2\text{O}$, known as “crystal carbonate,” is also now manufactured on the large scale by Carey, Gaskell, and Hurter’s process as already described (p. 297).

Sodium Bicarbonate, NaHCO_3 , is used in medicine, and for preparing aerated waters and for baking powders. It was formerly manufactured on a large scale by exposing soda crystals enclosed in large chambers to carbon dioxide generated by the action on limestone of the dilute and otherwise waste hydrochloric acid obtained in the Leblanc soda process. The gas is slowly absorbed by the crystals, which lose their water of crystallisation and their transparency:



The large quantity of water liberated dissolves and washes away the greater part of the impurities present in the soda crystals, and when the flow of liquor ceases the reaction is complete; the wet bicarbonate is dried at a very gentle heat.

In 1882 Carey, Gaskell, and Hurter introduced a cheaper method of manufacture by treating crystal carbonate, Na_2CO_3 , H_2O , with pure carbonic acid in a revolving cylinder, and so obtaining a bicarbonate of greater purity, corresponding to the greater purity of the raw material. A still cheaper process is now used, the bicarbonate produced as first product in the ammonia-soda process being purified from the accompanying ammonium chloride by recrystallisation from warm water (Mond, 1884), or by heating in an atmosphere of carbon dioxide to drive off the ammonia.

Sodium Sesquicarbonate.—This novel form of alkali was introduced in 1886 by Watts and Richards. The salt has the composition $\text{Na}_2\text{CO}_3, \text{NaHCO}_3, 2\text{H}_2\text{O}$, and is obtained by mixing the ingredients in aqueous solution and allowing them to crystallise above 35° . The salt is permanent in the air, is readily soluble in water, and finds application in wool washing.

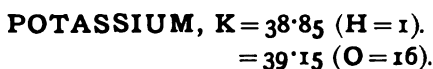
Caustic Soda.—The methods employed by the Leblanc Alkali Works for the manufacture of caustic soda have already been described. The ammonia soda works also manufacture caustic soda by dissolving the ash in water, causticising by boiling with lime and evaporating the settled liquor; the greater purity of the ammonia soda ash greatly simplifies the process of finishing the caustic, and the quality obtained is accordingly better; it tests 77 per cent. alkali (Na_2O).

Another method of converting sodium carbonate into caustic soda was introduced by Löwig in 1882. The carbonate mixed with ferric oxide is heated to bright redness, when carbon dioxide is evolved, and a compound of Na_2O and Fe_2O_3 is formed called sodium ferrite; by treating this with cold water certain impurities may be washed out, and the compound is then decomposed by treatment with a small quantity of nearly boiling water, when the ferric oxide is regenerated ready for the next operation, and a very strong solution of caustic soda, viz., about 30 per cent. caustic soda, is formed.

The Castner electrolytic process produces a strong solution of caustic soda directly as already described, and by evaporation and fusion it yields at once caustic soda of the highest purity attainable.

Caustic soda, besides being manufactured in the solid form of various grades of purity so as to test 60, 70, 74, 76, 78 per cent. alkali (Na_2O), is also made into the form of a strong solution of 1.45 specific gravity containing 41 per cent. caustic soda.

Caustic soda is so called because of its corrosive and dissolving action on the skin; it is used for making hard soap, for disintegrating vegetable materials to obtain the fibre for paper-making, for bleaching cotton, for extracting creosote oils, purifying paraffin oils, manufacturing oxalic acid, alizarin and sodium, and many other minor purposes.



156 The discovery of this metal is described as follows by Davy.¹ "A small piece of pure potash which had been exposed for a few seconds to the atmosphere, so as to give conducting power to the surface, was placed upon an insulated disc of platina, connected with the negative side of the battery of the power of 250 of 6 and 4, in a state of intense activity; and a platina wire, communicating with the positive side, was brought in contact with the upper surface of the alkali. The whole apparatus was in the open atmosphere.

"Under these circumstances a vivid action was soon observed to take place. The potash began to fuse at both its points of electrification. There was a violent effervescence at the upper surface; at the lower, or negative surface, there was no liberation of elastic fluid, but small globules having a high metallic lustre, and being precisely similar in visible characters to quicksilver, appeared, some of which burnt with explosion and bright flame, as soon as they were formed, and others remained, and were merely tarnished, and finally covered by a white film which formed on their surfaces. These globules, numerous experiments soon showed to be the substance I was in search of, and a peculiar inflammable principle the basis of potash. I found that the platina was in no way connected with the result, except as the medium for exhibiting the electrical powers of decomposition, and a substance of the same kind was produced when pieces of copper, silver, gold, plumbago, or even charcoal were employed for completing the circuit.

"The phenomenon was independent of the presence of air.

¹ *Phil. Trans.* 1808.

I found that it took place when the alkali was in the vacuum of an exhausted receiver."

To this metal Davy gave the name of potassium. Soon after Davy's discovery, Gay-Lussac and Thénard¹ showed that the metal might be obtained in greater quantity by decomposing potash by means of metallic iron at a white heat. For this purpose iron turnings or wire were heated to whiteness in a gun-barrel covered with clay, and melted potash allowed to pass slowly over the ignited iron. The iron took up the oxygen of the hydrate, whilst potassium and hydrogen were set free. The potassium passed over in the state of vapour, and was condensed in a copper vessel containing naphtha. A still better method was suggested by Curadau,² which consisted in the decomposition of the potash by means of charcoal at a white heat.

Davy's discovery of the compound nature of the alkalis attracted universal attention, and chemists throughout Europe were occupied with a repetition of his experiments, and an examination of the remarkable properties of the singular metals which can thus be obtained. So singular indeed are these properties, that many chemists denied to these substances the name of metal, and by some they were considered to be compounds of hydrogen, this view being apparently borne out by the evolution of hydrogen when these metals are thrown into water. A more accurate examination, however, of the properties of these substances proved them to be of a truly metallic nature.

Sources of Potassium.—Potassium is found in nature, in a state of combination, widely distributed. It occurs as a constituent of many silicates, forming from 1·7 to 3·1 per cent. of the granite composing the earth's solid crust. Amongst the silicates which contain potash as an essential constituent may be mentioned potash-felspar or orthoclase, leucite, and analcite. Pure chloride of potassium or *silvine*, KCl , is found in considerable deposits, together with *carnallite*, $KCl, MgCl_2, 6H_2O$, in the neighbourhood of Stassfurt in Germany. This same salt and other potash compounds occur in small quantity in the water of the ocean, and in that of many lakes such as the Dead Sea, as well as in mineral waters and in ordinary spring water. Chloride of potassium is also found in cubic crystals surrounding

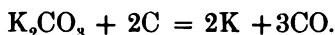
¹ *Ann. Chim.* 1808, **65**, 325.

² *Ibid.* 1808, **66**, 97.

the fumeroles of Vesuvius. All fruitful soil contains potassium compounds, derived from the gradual disintegration of the above-mentioned silicates. These are taken up by the rootlets of the plant, as no vegetable growth can flourish without this substance. It has been shown by Way that soil possesses the power of absorbing potash salts, whilst soda salts pass through it unabsorbed. The form in which the potash is contained in most soils is that of a salt of an organic acid, and this becomes converted into carbonate by ignition.

The potash which sheep draw from the land is excreted in large quantity from the skin in the sweat, termed by the French *suint*. No less than one-third of the weight of raw merino wool consists of this material.

157 Preparation of Metallic Potassium.—The method first proposed by Curadau, and brought into a practical form by Brunner, was much improved by Wöhler, and especially by Donny and Mareska.¹ This process depends upon the fact that at a white heat carbon reduces potassium carbonate, as follows :



An intimate mixture of charcoal and potassium carbonate is obtained by igniting crude tartar (acid potassium tartrate) in a covered iron crucible; the porous mass is rapidly cooled by dipping the crucible into cold water, and the charred mass introduced into an iron bottle. It has been usual to place the mixture in a wrought-iron mercury-bottle, connected with a copper receiver by a short iron tube.

In the preparation of the metal potassium, according to Brunner's original method, serious explosions sometimes occurred, owing to the fact that at a very high temperature the metallic potassium unites with the carbon monoxide generated at the same time, to form a black compound, $\text{K}_6\text{C}_6\text{O}_6$, which is excessively explosive. By rapidly cooling the vapour of the potassium as it is produced, the formation of this compound may be prevented. This rapid cooling of the vapour is effected by using the condenser, first suggested by Mareska and Donny, shown in Fig. 144. It consists of two pieces of cast iron *d s*, which can be clamped together so as to form a shallow box about a quarter of an inch deep, ten to twelve inches long, and four to five inches in width. The socket at the one end fits on to the short tube placed in the neck of the

¹ *Ann. Chim. Phys.* 1852 (3), 35, 147.

bottle, or at the closed end of the retort, whilst the open end permits a free passage to the gases or vapours given off in the reaction. The object of this flattened condenser is to ensure the rapid cooling of the vapour of the metal, and thus prevent the formation of the explosive compound with carbon monoxide. The above-mentioned reduction only takes place at a white heat, and hence it is necessary to prevent the oxidation of the iron of the retort by covering it with a coating of fire-clay. As soon as this temperature is reached the vapour of the metal begins to appear at the open end of the tube. The receiver is then adjusted to the end of the tube as shown in Fig. 145, and the metal begins to condense and drops out in the liquid state into a vessel

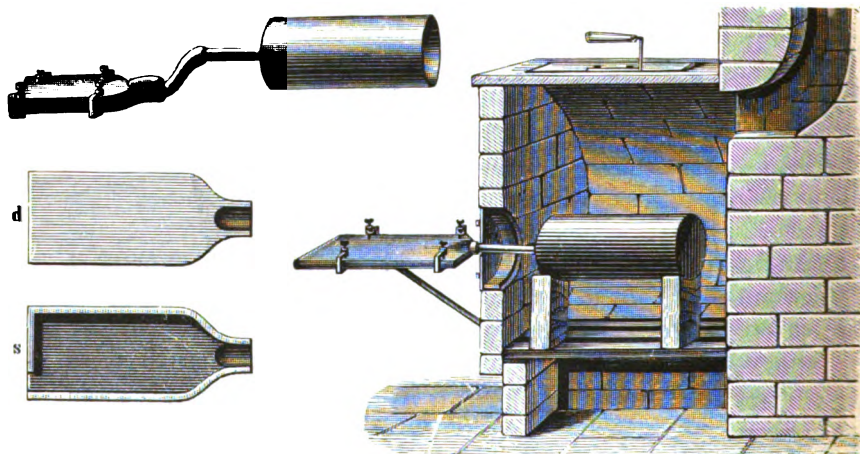


FIG. 144.

FIG. 145.

filled with rock-oil placed beneath the receiver, which does not require to be artificially cooled. Should any deposit or obstruction occur in the tube, this must at once be removed by a red-hot rod thrust into it. It is found in practice that about half the theoretical quantity of metal is obtained.

Potassium can be prepared on the small scale by the electrolysis of potassium cyanide. This salt is melted and then allowed to cool, so that a solid crust is formed; a current from three or four Bunsen's elements is then allowed to pass through the molten salt from poles made of gas carbon.¹

A better method of obtaining potassium on the small scale by electrolysis is that proposed by Matthiessen.² For this purpose

¹ Linnemann, *J. pr. Chem.* 1858, **73**, 413.

² *Journ. Chem. Soc.* 1856, 30.

a mixture of potassium chloride and calcium chloride in equal molecular proportions, which melts at a much lower temperature than potassium chloride alone, is fused in a small porcelain crucible over a lamp, two carbon poles connected with six to eight Bunsen's elements being dipped into the fused salt. The flame of the lamp is then so adjusted that the portion of salt around the negative pole becomes solid, whilst around the positive pole the mixture is liquid, thus allowing the free escape of the chlorine. After the current has passed through for about twenty minutes in this way the crucible is allowed to cool, and opened under rock-oil, when a considerable quantity of pure potassium is found around the negative pole, no calcium being deposited.

The Castner process for the manufacture of sodium already described on page 242 is also stated to be suitable for the manufacture of potassium, by the electrolysis of the fused hydroxide, but the metal cannot be separated in this way unless oxidation is guarded against by the presence of a layer of petroleum on the surface of the fused mass.¹ There is, however, at present no great demand for metallic potassium, as the cheaper sodium is equally applicable for almost all purposes, and moreover, owing to the difference in their atomic weights, 23 parts of sodium are equivalent to 39 parts of potassium.

158 Properties.—Potassium is a silvery white lustrous metal with a bluish tinge, having a specific gravity of 0.875 at 13° (Baumhauer),² and it is therefore lighter than all other metals, with the single exception of lithium. It is brittle at 0° and possesses a crystalline fracture; at 15° it becomes soft like wax, and may be easily cut with a knife, and the two clean surfaces of the metal may be welded together like red-hot iron. It melts at 62.5° (Bunsen), forming a liquid closely resembling mercury in its appearance. Potassium may be easily obtained in the crystalline form. For this purpose some of the metal is melted in a glass tube filled with coal-gas; as soon as the mass begins to solidify the tube is quickly turned round and the portion of metal still remaining liquid is poured off from the crystals; these form tetragonal octahedra having a greenish-blue colour.³ It has been obtained in the form of a bluish violet colloidal solution in ether by the electrical method (p. 74).⁴

¹ Le Blanc and Brode, *Zeit. Elektrochem.* 1902, **8**, 817.

² *Ber.* 1873, **6**, 655.

³ C. E. Long, *Journ. Chem. Soc.* 1861, 122.

⁴ Svedberg, *Ber.* 1905, **38**, 3616.

Potassium boils at 757.5° ,¹ emitting a beautiful green-coloured vapour exhibiting a characteristic channelled-space absorption-spectrum (Roscoe and Schuster). The green colour of potassium vapour can be readily shown by evaporating a small portion of the metal contained in a wide glass tube three dcm. in length through which a current of dry hydrogen gas is passed. On heating the metal, the tube becomes filled with splendid green-coloured vapour, condensing on the cooler parts of the tube in the form of a bright metallic mirror. When the hydrogen which issues from the end of the tube is lighted, the flame is tinged with the violet colour characteristic of potassium. Next to caesium and rubidium, potassium is the most electro-positive metal, and it is a good conductor of electricity. In perfectly dry and pure air it does not undergo any change, but in ordinary air the clean surface of the metal soon becomes converted into caustic potash and potassium carbonate. The oxidation of a newly-cut surface of potassium is attended in the dark with luminosity (Baumhauer). Oxidation takes place so quickly when the metal is exposed to the air in thin layers that sometimes ignition occurs, and the metal burns with its characteristic violet flame. When heated in the air to its point of volatilisation, it at once bursts into flame, but if the burning metal is plunged into perfectly dry air or oxygen the flame is immediately extinguished.

When thrown upon water potassium decomposes the water with great vigour, sufficient heat being generated to ignite the hydrogen which is evolved, and which burns with the violet potassium flame. The molten globule swims about, being separated by a layer of steam from the surface of the water, and becomes gradually smaller, leaving at last a globule of fused potash, which causes an explosive burst as soon as its temperature sinks low enough to allow it to come actually in contact with the water.

Potassium acts as a powerful reducing agent, and hence it has been employed for the preparation of such substances as boron and silicon from their oxides, and magnesium, aluminium, and other metals from their chlorides. Potassium also decomposes nearly all gases which contain oxygen, and hence it is used in some cases to ascertain the composition of gases.

Sodium forms with potassium an alloy which is liquid at the

¹ Ruff and Johannsen, *Ber.* 1905, **38**, 3601; compare Perman, *Journ. Chem. Soc.* 1889, 327.

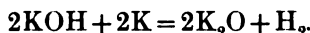
ordinary temperature, and looks like mercury. When it contains 16 parts of potassium to 10 parts of sodium this alloy becomes pasty at 8°, and solidifies at lower temperatures. If more potassium is contained in it the alloy remains liquid below 0°. The alloy is not only obtained by melting the two metals together under rock oil, but also by adding sodium to fused acetate of potassium when gases are rapidly evolved and the alloy formed (Wanklyn). It is also formed when caustic potash is heated with sodium, and burns in the air forming a mixture of the peroxides of sodium and potassium which is used under the name of "pneumatogen" for the regeneration of expired air in life-saving apparatus.

COMPOUNDS OF POTASSIUM.

POTASSIUM AND OXYGEN.

159 Potassium forms only two well-defined oxides, namely, potassium monoxide, K_2O , and potassium peroxide, K_2O_4 . The first of these corresponds to the stable monovalent potassium salts and combines with water to form the hydroxide. The higher oxide does not yield corresponding salts, but behaves as a peroxide. In addition to these, oxides of the formulæ K_4O , K_3O_5 , K_6O_4 , K_4O_3 and K_2O_2 have been described, but their existence is doubtful.

Potassium Monoxide, K_2O . When the mixture of oxides obtained by burning potassium in slightly moist air is strongly heated, it loses oxygen and leaves a residue of the monoxide, which may also be prepared by heating caustic potash with potassium:



It is usually prepared by melting potassium and, without further application of heat, leading the requisite volume of pure and almost dry air over it.¹ According to Holt and Sims, the product always contains metallic potassium, and it is very doubtful whether the oxide has yet been prepared in a pure condition.²

The oxide obtained by these methods is a grey brittle mass, which has a conchoidal fracture, and is very deliquescent and

¹ Kühnemann, *Chem. Centr.* 1863, 491.

² *Journ. Chem. Soc.* 1894, 438.

caustic, combining with water with incandescence to form caustic potash.

160 *Potassium Hydroxide, or Caustic Potash*, KOH.—This compound, generally known by its old name of caustic potash, was considered to be an oxide of potassium, but Darcet,¹ in the beginning of 1808, showed that ignited caustic alkali contains some other ingredient in addition to oxygen and the metal. He believed that this ingredient was in all probability water inasmuch as the calculated quantity of alkali contained in the carbonate neutralised more acid than the same quantity of the ignited caustic alkali. From this time forward caustic potash was considered to be a compound of potassium oxide and water, and it was not until a much later period that it was recognised to be a *hydroxide*, or a compound which is derived from water by the replacement of a portion of the hydrogen by a metal.

In order to obtain caustic potash, the metal may be allowed to act on water, but it is generally prepared by decomposing a dilute solution of potassium carbonate with slaked lime. For this purpose one part by weight of potassium carbonate is dissolved in twelve parts of water, the solution placed in an iron or silver vessel provided with a lid, heated to the boiling point, and then milk of lime gradually added until a portion of the filtered liquid evolves no carbon dioxide when treated with an acid. The solution is allowed to settle, and the clear liquid drawn off into a well-stoppered vessel. This is then evaporated in a silver basin until the hydroxide begins to volatilise. In order to ensure the complete separation of the carbonic acid from the potash, not less water than that mentioned must be used, and the water which evaporates from time to time must be renewed, for when only four parts of water are present to one part of potassium carbonate no decomposition takes place. A concentrated solution of caustic potash is found to decompose carbonate of calcium (Liebig).² A certain amount of the caustic potash of commerce is prepared in this way. It is usually cast in the form of sticks which contain more or less water as well as all the impurities of the original potassium carbonate, especially alumina, potassium chloride, potassium sulphate, and potassium silicate. It may be purified by dissolving in alcohol in the manner already described for caustic soda (p. 247).

A large amount of caustic potash is now made in Germany

¹ *Ann. Chim.* 1808, **68**, 175.

² See also Bodländer and Lucas, *Zeit. angew. Chem.* 1905, **18**, 1137.

by the electrolysis of solutions of potassium chloride, the process being similar to that employed for the production of caustic soda from salt (p. 310).

Pure caustic potash may also be obtained by adding powdered potassium sulphate to a hot concentrated solution of barium hydroxide (baryta-water) until a small quantity of sulphate of potassium remains in excess; this is then removed by a careful addition of baryta-water. The clear solution poured off from the insoluble barium sulphate is finally evaporated in a silver basin, any baryta which remains in solution being deposited in the form of carbonate formed by combination with the carbonic acid of the air.¹

Attempts have been made to manufacture potash from the sulphate by the action of lime, but hitherto without success.²

Wöhler's process for obtaining pure caustic potash consists in decomposing pure potassium nitrate by metallic copper at a red heat.³

Properties.—Pure caustic potash is a hard white brittle substance, often exhibiting a fibrous structure, melting below a red heat to a clear oily liquid, and volatilising in the form of white vapours when more strongly ignited. The vapour of this substance decomposes, at a white heat, into potassium, hydrogen, and oxygen, and this decomposition explains, according to Deville, the formation of potassium by Gay-Lussac's method.

Caustic potash rapidly absorbs carbonic acid and moisture from the air, and dissolves, with evolution of heat in water. According to Ferchland,⁴ one part of water dissolves 1.07 parts of caustic potash at 15°. When the concentrated aqueous solution is cooled, the hydrate $\text{KOH}, 2\text{H}_2\text{O}$ crystallises in transparent colourless acute rhombohedra which melt at 35.5°. Crystalline hydrates,⁵ $2\text{KOH}, 9\text{H}_2\text{O}$ and $2\text{KOH}, 5\text{H}_2\text{O}$ have also been described, and Pickering⁶ has obtained evidence of the existence of $\text{KOH}, \text{H}_2\text{O}$, melting at 143° and of $\text{KOH}, 4\text{H}_2\text{O}$, melting at -32.7°.

The aqueous solution of caustic potash, sometimes known as *potash lye*, possesses an acrid taste and a peculiar nauseous odour; it acts as a powerful caustery, quickly destroying both animal and

¹ Schubert, *J. pr. Chem.* 1842, **26**, 117.

² Harold, *Zeit. Elektrochem.* 1905, **11**, 417.

³ *Annalen*, 1853, **87**, 373.

⁴ *Zeit. anorg. Chem.* 1902, **30**, 130.

⁵ Göttig, *Ber.* 1887, **20**, 1094.

⁶ *Journ. Chem. Soc.* 1893, 898.

vegetable substances. For this reason its solution cannot be filtered except through glass or sand, and it is best clarified by subsidence. The following table gives the specific gravity at $15^{\circ}/4^{\circ}$ of solutions of potash of varying strength according to the experiments of Pickering.¹

Per cent. of KOH.	Specific gravity.	Per cent. of KOH.	Specific gravity.
1 . . .	1.0083	30 . . .	1.2905
5 . . .	1.0452	35 . . .	1.3440
10 . . .	1.0918	40 . . .	1.3991
15 . . .	1.1396	45 . . .	1.4558
20 . . .	1.1884	50 . . .	1.5143
25 . . .	1.2387		

The solution saturated at 15° has the sp. gr. 1.5355 and the concentration of 51.7 per cent. Caustic potash also readily dissolves in alcohol.

The *liquor potassæ* of the Pharmacopœia contains about 5 per cent. of the hydrate KOH, and has a specific gravity of 1.058. Caustic potash is largely used in the form of a lye for absorbing carbonic acid in both organic and inorganic analysis. It absorbs moisture very rapidly from the air, and may, therefore, be employed for drying certain gases and liquids, especially organic substances which do not dissolve it and are not acted upon by it. The chief commercial use, however, of caustic potash is for the manufacture of soft soap. The soap-maker formerly prepared his lye by lixiviation of wood-ashes, the solution thus obtained being causticised by boiling with milk of lime. At the present day the commercial carbonate is employed for this purpose, or caustic potash is bought ready for use.

161 Potassium Peroxide, K_2O_4 .—This oxide was discovered by Gay-Lussac and Thénard. It is best obtained by heating potassium in excess of slightly moist air or oxygen. The metal takes fire at a temperature of from 60° to 80° , and when the surface is kept clean, burns to peroxide. In order to obtain the oxide in the pure state, clean potassium must be moderately heated, first in a current of dry air and then in dry oxygen. If the metal is at once exposed to oxygen, great heat is evolved and the glass is attacked. According to Vernon Harcourt,² it is best to bring clean dry potassium into a flask containing dry nitrogen, in which it is melted. The nitrogen gas is then

¹ *Phil. Mag.* 1894 (5), 37, 359.

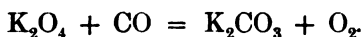
² *Journ. Chem. Soc.* 1862, 267.

gradually displaced by air; the grey film which covers the molten metal is seen to change to a deep blue; then a point is reached at which the rapid absorption of oxygen begins. Gradually, as the oxidation proceeds, the metallic coating of the inner surface of the bulb changes to a dead white; this, however, after a while assumes a yellow colour, due to the formation of the tetroxide. By the action of ozone on dry caustic potash an orange-yellow substance is formed, which is possibly identical with potassium peroxide.¹

Potassium tetroxide is a dark chrome-yellow coloured powder, which fuses at a higher temperature than caustic potash, forming a black liquid which, when the temperature falls, solidifies in lustrous tabular crystals; at a white heat or when kept at a red heat for some time it is decomposed into potassium monoxide and oxygen. When exposed to moist air it loses oxygen, possibly forming potassium dioxide:²



Thrown on to water it dissolves with considerable evolution of heat, forming caustic potash, hydrogen peroxide, and free oxygen. Carbon monoxide acts upon the peroxide at a temperature somewhat below 100° with the formation of potassium carbonate, a volume of oxygen equal to that of the carbon monoxide employed being liberated, thus:



The heated oxide is also decomposed with liberation of oxygen by carbon dioxide and by hydrogen.³

Phosphorus and sulphur act violently upon the peroxide with formation of potassium phosphate and sulphate. When metals such as potassium, arsenic, antimony, and zinc are heated with this compound, they are oxidised with evolution of light and heat, whilst several metals such as bismuth, lead, iron, and silver undergo oxidation without the phenomenon of incandescence.

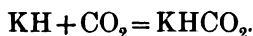
¹ Baeyer and Villiger, *Ber.* 1902, **35**, 3038.

² Holt and Sims, *Journ. Chem. Soc.* 1894, 437.

³ *Ber.* 1897, **30**, 2515.

POTASSIUM AND HYDROGEN

162 *Potassium Hydride*, KH.—Potassium, when heated to 360° in hydrogen, yields the hydride, KH, which crystallises in slender, white needles and closely resembles the sodium compound (p. 250) in its properties.¹ It ignites spontaneously in fluorine, chlorine or oxygen. When treated with moist carbon dioxide at the ordinary temperature, it is converted into potassium formate:²



The absorption of hydrogen by potassium was previously observed by Gay-Lussac and Thénard, and by Troost and Hautefeuille,³ who, however, did not obtain the crystalline hydride.

POTASSIUM AND THE HALOGENS

163 *Potassium Fluoride*, KF.—This is formed when aqueous hydrofluoric acid is neutralised in a platinum vessel with caustic potash or potassium carbonate, and the solution evaporated down. This salt crystallises from solutions above 40° in anhydrous cubes, below that temperature in prisms of the hydrate, KF,2H₂O. The saturated solution of this hydrate at 18° contains 48 per cent. of the anhydrous salt.⁴ It is very deliquescent, has a sharp saline taste, and melts at 885°.⁵ When it is dissolved in aqueous hydrofluoric acid it forms an acid fluoride, KF,HF, crystallising in tetragonal tablets. These melt when heated, and at a dark red heat decompose into potassium fluoride and hydrofluoric acid, this decomposition being employed for the preparation of anhydrous hydrofluoric acid. Crystalline compounds KF,2HF and KF,3HF, have also been obtained by Moissan.⁶ Potassium fluoride forms a large number of double salts.

Potassium Chloride, KCl, is a substance closely resembling rock-salt. Indeed in earlier times no distinction was drawn

¹ Moissan, *Compt. Rend.* 1902, **134**, 18.

² *Ibid.* 1902, **134**, 261.

³ *Ann. Chim. Phys.* 1874 (5), **2**, 273.

⁴ Mylius and Funk, *Ber.* 1897, **30**, 1716.

⁵ Ruff and Plato, *Ber.* 1903, **36**, 2357.

⁶ *Compt. Rend.* 1888, **106**, 547.

between these two compounds, but it was later known as *sal digestivum Sylvii* or *digestive salt*. It occurs in sea-water as well as in that of many mineral springs, and forms the chief portion of the Stassfurt potash-salt. This salt exists in a bed 20 to 30 meters in thickness, lying above the deposit of rock-salt, and consisting chiefly of polyhalite, $2\text{CaSO}_4, \text{MgSO}_4, \text{K}_2\text{SO}_4, 2\text{H}_2\text{O}$; carnallite, $\text{KCl}, \text{MgCl}_2, 6\text{H}_2\text{O}$; and kieserite, $\text{MgSO}_4, \text{H}_2\text{O}$, interspersed with layers or veins of tachydrite, $\text{CaCl}_2, 2\text{MgCl}_2, 12\text{H}_2\text{O}$; boracite, $2\text{Mg}_3\text{B}_3\text{O}_{15}, \text{MgCl}_2$; kainite, $\text{MgSO}_4, \text{KCl}, 3\text{H}_2\text{O}$ and lastly sylvine KCl. These last two appear to be formed by the action of water upon the preceding compounds. In these minerals a small quantity of the potassium chloride is replaced by potassium bromide, and crystals of anhydrite, CaSO_4 , are found in the kieserite beds. The minerals composing this bed are all of them very deliquescent, and their position leads to the inference that the saline deposits at Stassfurt have been formed by the gradual evaporation of an inland sea or salt-water lake. This is rendered more probable by the fact that in the manufacture of sea-salt in the so-called salterns on the Mediterranean coasts similar salts are deposited from the mother-liquors. A very elaborate investigation into the conditions of formation of these minerals has been made by van't Hoff.¹ In addition to the deposits at Stassfurt, similar beds have been found at Kulusz, in the East Carpathians. These potash salts do not occur in the majority of saline beds, and this is probably due to the fact that the upper saline strata have in most cases been washed away, whereas in the Stassfurt deposit they have been protected by a water-tight stratum of clay.² The mode of manufacture of potassium chloride from these potash salts is almost identical with that proposed by Balard³ and Merle⁴ for the preparation of the chloride from sea-water, and by Hermann⁵ for preparing it from certain mineral springs.

The method depends on the fact that carnallite is easily soluble in a hot solution of magnesium chloride, whereas sodium chloride and magnesium sulphate are only slightly soluble in this liquid, and that when the hot liquor is allowed to cool

¹ Zur Bildung der ozeanischen Salzablagerungen (Braunschweig, 1905).

² For a full account of these deposits, see Thorpe's *Dict. of Appl. Chem.* vol. iii. 265.

³ *Jahresb. Chem. Technol.* 1865, 296.

⁴ *Bull. Soc. Chim.* 1868, [2], 10, 63.

⁵ *J. pr. Chem.* 1853, 60, 284.

the double salt does not separate out, but the more soluble magnesium chloride remains in solution whilst a part of the chloride of potassium crystallises out. The crude carnallite is crushed and treated with a mixture of the mother-liquors resulting from later processes of the manufacture, and steam passed in. After separation of the suspended insoluble matter and the sodium chloride and kieserite, the liquor is run into crystallising vessels and allowed to cool gradually, a large proportion of crude potassium chloride separating out. The mother-liquor is then concentrated, and on cooling yields a further deposit of the crude chloride. The crude potassium chloride is purified by washing first with washing liquor from a former operation, and finally with water, the impurities removed being sodium chloride and magnesium chloride and sulphate. The quantity of potassium chloride in the various commercial products is from 75 to 98 per cent.¹

In the salines on the west and south coasts of France the mother-liquors remaining after the common salt has been deposited, having a specific gravity of 1.22, are preserved in reservoirs during the summer, when a mixture of magnesium sulphate and common salt (*sel mixte*) separates out. The mother-liquor from this is evaporated in flat pans and thus converted into carnallite, which is worked up as described.

Potassium chloride crystallises like sodium chloride, in cubes. It has a cooling saline taste and a specific gravity of 1.995; it melts at 790° (Ruff and Plato) and readily volatilises at a bright red heat. 100 parts of water dissolve 28 parts of potassium chloride at 0°, 32.7 parts at 15°, and 56.5 parts at 100°.

When potassium chloride is melted in a current of hydrogen gas, or when the fused salt is subjected to electrolysis, a dark blue mass is formed which probably contains a sub-chloride of potassium, the composition of which has not been satisfactorily ascertained.

Potassium chloride is used for the preparation of other potassium compounds such as the chlorate, the carbonate, the chromate, the hydroxide, the nitrate and potash alum, but by far the greatest quantity is used for the preparation of artificial manures, for which purpose the crude salt is employed.

Potassium Bromide, KBr.—When bromine is dissolved in caustic potash a mixture of bromide and bromate of potassium

¹ See *Ber. über Entwickl. Chem. Industrie*, 1, 351.

is formed. If this mixture be evaporated and gently ignited, the bromate is decomposed, and pure potassium bromide is left. The usual method of preparing the salt on the large scale is by the action of bromine and water on iron filings; the bromide of iron thus formed being then decomposed by potassium carbonate.

Potassium bromide crystallises in cubes possessing a sharp saline taste, melts at 750° and volatilises at a high temperature; 100 of water at 15° dissolve 62 parts of the salt. It serves as a valuable medicine, especially in cases of nervous diseases. It unites with bromine,¹ forming a very unstable tribromide KBr_3 .

Potassium Iodide, KI .—This salt is prepared in a similar way to the bromide. It crystallises like the two former salts, in cubes, which possess a sharp taste. Potassium iodide melts at 685° (Meyer, Riddle, and Lamb), 705° (Ruff and Plato), and can be easily vaporised at a higher temperature, the vapour having a normal density. 100 parts of water dissolve at 0° , 127.9, and at 118.4° , the boiling point of a saturated solution, 222.6 parts of the salt, whilst at intermediate temperatures the solubility increases proportionally to the increase of temperature (Mulder). Potassium iodide is sparingly soluble in absolute alcohol and is also soluble in acetone and glycerol. The commercial iodide of potassium generally possesses an alkaline reaction; in order to obtain it perfectly neutral it must be dissolved in the smallest quantity of water, neutralised with dilute sulphuric acid, the potassium sulphate precipitated by the addition of pure alcohol, and the solution allowed to crystallise (Groves). Potassium iodide is largely used in medicine both for internal and for external application, especially in scrofulous and syphilitic diseases.

Potassium Tri-iodide, KI_3 .—This compound is formed by saturating a concentrated solution of potassium iodide with iodine. A brown liquid having a metallic lustre is obtained, and this on evaporation over sulphuric acid yields needle-shaped almost black crystals which possess a metallic lustre. They are very deliquescent and readily lose iodine when gently heated (Johnson).²

Experiments on the distribution of iodine between carbon bisulphide and potassium iodide solution show that this salt is

¹ See Worley, *Journ. Chem. Soc.* 1905, 1107; Jakowkin, *Zeit. physikal. Chem.* 1896, 20, 719.

² *Journ. Chem. Soc.* 1877, 249.

dissociated in solution, into the ions K^+ and I_3^- , and is to be regarded as the salt of an acid, HI_3 , which belongs to the class of strong acids.¹ There is, moreover, some evidence that the compound KI_3 exists in solution in nitrobenzene and other similar solvents.²

According to Abegg, the only solid polyiodide of potassium which can exist at 25° is KI_7 , but this salt has not been actually isolated.³

Potassium Iodotetrachloride, $KICl_4$, was prepared by Filhol in 1839, by the action of chlorine on a solution of potassium chloride containing iodine. It forms lustrous golden yellow crystals.

164 *Potassium Hypochlorite*, $KOCl$.—When chlorine is passed into a dilute cold solution of caustic potash or potassium carbonate, a mixture of potassium chloride and potassium hypochlorite is obtained. This liquid was first prepared by Berthollet, and the solution, known by the name "Eau de Javel," was formerly largely used for bleaching purposes (see Vol. I., p. 343). Pure potassium hypochlorite has not yet been prepared.

Potassium Chlorate, $KClO_3$.—It appears likely that this salt was known to Glauber. In one of his works he mentions that he is acquainted with a means of converting muriatic acid into nitric acid, and in his "Continuatio Miraculi Mundi" he mentions a peculiar kind of saltpetre which he had prepared by means of common salt. This was probably potassium chlorate. In like manner Winterl, in 1789, believed that he had converted muriatic acid into nitric acid by strongly heating muriate of lime (calcium chloride) in a retort with black oxide of manganese and leading the product into a receiver containing a small quantity of caustic potash. Higgins also stated in 1786 that by the action of dephlogisticated muriatic acid (chlorine) on the alkalis, a peculiar kind of saltpetre is formed. Potassium chlorate was afterwards prepared by Berthollet in his classical investigation of the action of chlorine on the alkalis in 1786.

Manufacture.—This salt was formerly produced on the large scale by passing chlorine into a concentrated solution of caustic potash or potassium carbonate, and being only slightly soluble in water crystallises out when the solution is cooled. The

¹ Jakowkin, *Zeit. physikal. Chem.* 1896, 20, 19; Dawson, *Journ. Chem. Soc.* 1901, 238.

² Dawson and Gawler, *Journ. Chem. Soc.* 1902, 524; Dawson, *Journ. Chem. Soc.* 1904, 467.

³ *Zeit. anorg. Chem.* 1906, 50, 414.

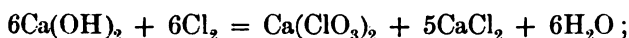
product of these and any similar reactions is a hypochlorite so long as the alkali remains in excess :



but directly the alkali is exhausted and the chlorine becomes present in excess the hypochlorite is suddenly converted with evolution of a considerable amount of heat into chlorate :

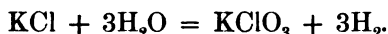


In order to use a less expensive potassium salt and also less of it, chlorine is passed into milk of lime until the chlorate is formed :



the clear settled liquor is concentrated by evaporation and a quantity of potassium chloride exactly equivalent to the calcium chlorate present is added; on cooling potassium chlorate crystallises out. From 1870 this process has been carried out on a very large scale in Widnes and St. Helens, the output for 1887 being 5,500 tons. A very complete description of this process has been given by Jurisch.¹

The lime process is now being largely supplemented by a modification of Berthollet's original caustic potash method, in which the caustic potash and the chlorine are simultaneously formed by the electrolysis of a solution of potassium chloride and immediately react upon each other; by repeating the operation upon the mother-liquors after cooling, the original solution is ultimately converted into potassium chlorate and hydrogen :



The process was introduced in 1886 by Gall and Montlaur in Switzerland, and is now also in use in France, Germany, Sweden, and the United States, the necessary current being obtained in each case from water power. A description of the process has been published by Kershaw.² The yearly output of electrolytically prepared potassium chlorate is probably over 10,000 tons.

Properties.—Potassium chlorate crystallises in large transparent monoclinic tablets which have a glassy lustre and which, when they are of certain dimensions, exhibit magnificent iridescent colours and emit light when rubbed in the dark.

¹ *Die Fabrikation von chloresurem Kali*, 1888.

² *Die elektrolytische Chloratindustrie*, 1905.

The crystals of potassium chlorate have a feebly acid and cooling taste similar to that of nitre. They have the sp. gr. 2.35, melt without decomposition at 359° (Carnelley), and at 372° they begin to decompose with evolution of oxygen. The nature of the decomposition and the effect of the addition of certain oxides has already been discussed (Vol. I., p. 237). 100 parts of water dissolve at 0°, 3.3 parts, at 20°, 7.1 parts, and at 104.2°, the boiling point of the saturated solution, 61.5 parts of the salt (Gay-Lussac, Legrand).

Potassium chlorate is used largely for the preparation of oxygen gas. It also acts as a powerful oxidising agent and is used in the manufacture of lucifer matches and certain explosives, for pyrotechnic purposes, in calico-printing and in the chemical laboratory. In large doses it acts as an irritant poison like nitre and other soluble potassium salts. It was formerly given in small doses in cases of scarlet fever, scurvy, and other diseases, as it was believed to act as an oxidising agent on the blood, but it has been shown that the whole of the salt passes out undecomposed in the urine. It is still employed for the purpose of allaying inflammation of the throat.

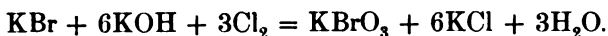
The powerful oxidising properties of potassium chlorate can be readily exhibited. If a small quantity of the powdered salt be thrown on to glowing charcoal a rapid combustion takes place. If a few grains of this salt, together with a few grains of flowers of sulphur, are rubbed together in a mortar, loud explosions occur, and if a grain of the mixture be struck with a hammer a loud detonation takes place. Only very small quantities of the mixture must be used, as otherwise the explosions may become dangerous. Further, if a small quantity of red phosphorus be carefully mixed by means of a feather with the same quantity of powdered potassium chlorate the mixture will explode when struck even a slight blow with a glass rod. This may also be shown by allowing a few drops of a solution of phosphorus in carbon bisulphide to fall on powdered potassium chlorate; after a few moments a violent explosion occurs.

Potassium Perchlorate, KClO_4 .—The preparation of this salt by heating potassium chlorate has already been described and explained in Vol. I., p. 351. It is also prepared by the electrolytic oxidation of potassium chlorate in neutral or acid solution¹ or more conveniently by submitting sodium chlorate

¹ Foerster, *Zeit. Elektrochem.* 1898, 4, 386.

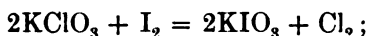
to this treatment and then adding potassium chloride. It forms small rhombic crystals which possess a slightly saline taste and melt at about 610° ; 100 parts of water dissolve at 0° , 0.71 part, at 50° , 5.34 parts, and at 100° , 18.7 parts of the salt (Muir); it is almost insoluble in strong alcohol, and is therefore used for the quantitative estimation of potassium.

Potassium Bromate, KBrO_3 , is obtained according to Stas, by passing chlorine into a warm solution of potassium bromide and caustic potash:



A portion of the salt crystallises out on cooling, and the remainder is precipitated on addition of alcohol, together with a little potassium chloride, from which it is easily separated by recrystallisation. According to Marignac, it forms hexagonal (ditrigonal pyramidal) crystals and separates out in six-sided tablets or prisms which have the appearance of cubes. 100 parts of water dissolve 6.9 parts of the salt at 20° and 49.8 parts at 100° . It melts at 434° and is converted by ignition into potassium bromide and oxygen, bromine being also evolved when it is heated slowly.

Potassium Iodate, KIO_3 , is formed together with the iodide by the action of iodine on caustic potash, but it is most readily obtained by heating potassium chlorate with iodine:



the liberated chlorine combines with excess of iodine to form iodine mono- and trichloride.¹ Potassium iodate crystallises in small cubical crystals, melts at 560° , and only begins to decompose at a much higher temperature than the chlorate. 100 parts of water dissolve 8.1 parts of the salt at 20° and 32.3 parts at 100° . It combines with iodic acid to form the compounds $\text{KIO}_3, \text{HIO}_3$, and $\text{KIO}_3, 2\text{HIO}_3$ (see Vol. I., p. 333).

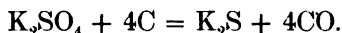
Potassium Periodate, KIO_4 , is formed when chlorine is passed through a mixture of caustic potash and potassium iodate. It separates out as shining crystals which are isomorphous with those of potassium perchlorate, and melt at 582° . When a hot concentrated solution of the salt is mixed with alcoholic potash, rhombohedra of *potassium meso-periodate*, $\text{K}_3\text{IO}_5, 4\text{H}_2\text{O}$, are deposited. These have an alkaline reaction and absorb carbonic

¹ Thorpe and Perry, *Journ. Chem. Soc.* 1892, 925. See also Schlotter, *Zeit. anorg. Chem.* 1905, 45, 270.

acid from the air. When the normal salt is evaporated together with caustic potash, triclinic prisms of *potassium di-periodate*, $K_4I_2O_9 \cdot 9H_2O$, are deposited, which have an alkaline reaction (see also Vol. I., p. 363).

POTASSIUM AND SULPHUR

165 *Potassium Monosulphide*, K_2S .—This substance is formed, according to Berzelius, by leading hydrogen over heated potassium sulphate. It forms a pale red crystalline mass, which on heating becomes darker and melts to a black liquid below a red heat. Berthier obtained the same compound as a flesh-coloured mass by strongly heating the sulphate with carbon:



In order, however, to obtain this substance a larger amount of carbon is needed than that represented in the above equation; otherwise a mixture of higher sulphides with potassium carbonate is obtained (Wittstock). Indeed it appears impossible to obtain perfectly pure monosulphide in this way, as even the substance obtained by reduction with hydrogen contains higher sulphur compounds.¹ The mass deliquesces in moist air, and dissolves in water with a considerable evolution of heat.

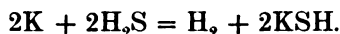
If potash lye be saturated with sulphuretted hydrogen, and if then an equal quantity of alkali be added to the liquid, a solution of the monosulphide is obtained. This remains colourless if the air be excluded, possesses an alkaline taste, and acts on the skin as a strong caustic. When evaporated in a vacuum at a low temperature, four-sided prisms are deposited, having the formula $K_2S \cdot 5H_2O$.² Hydrates with $12H_2O$ and with $2H_2O$ have also been obtained (Bloxam). If this aqueous solution be boiled, only traces of sulphuretted hydrogen are given off, and when exposed to the air it becomes yellow from absorption of oxygen and carbon dioxide, and formation of potassium thiosulphate and potassium carbonate, the sulphuretted hydrogen which is liberated decomposing with formation of water and sulphur, and the latter substance uniting with the monosulphide to form higher sulphides. On shaking the yellow solution with metallic copper it again becomes colourless. The main product of the

¹ Bauer, *J. pr. Chem.* 1858, **75**, 246.

² Schöne, *Pogg. Ann.* 1867, **131**, 380.

action of air free from carbon dioxide on a solution of the monosulphide is sulphite, the liquid remaining colourless.

Potassium Hydrosulphide, KSH.—This substance was first prepared by Gay-Lussac by heating potassium in dry sulphuretted hydrogen. He then observed that the same quantity of potassium which was capable of evolving one volume of hydrogen from water was able to combine with all the sulphur in two volumes of sulphuretted hydrogen, liberating half the hydrogen:



Berzelius obtained the same compound by the action of sulphuretted hydrogen on carbonate of potassium heated to dull redness, but the product of this reaction is by no means pure (Bloxam):



It can be obtained pure by passing sulphuretted hydrogen through anhydrous ether in which metallic potassium is placed.¹ This body forms a white or yellowish deliquescent mass, which when heated to 450°–510° melts to a liquid, and at a higher temperature becomes of a dark red colour. It is very soluble in water, and the aqueous solution is very easily obtained by saturating caustic potash solution with sulphuretted hydrogen. This forms a colourless liquid which smells slightly of sulphuretted hydrogen, has an alkaline and bitter taste, decomposes very slowly when boiled, and on exposure to air containing carbon dioxide becomes yellow, owing to the formation of higher sulphides. When exposed for a still longer time to the action of the air it becomes colourless, inasmuch as potassium thio-sulphate is formed. If the concentrated solution be allowed to evaporate over caustic lime or caustic soda in a vacuum, colourless glittering rhombohedral crystals separate out, having the formula 2KSH, H₂O.

A number of polysulphides have been described, having the formulæ K₂S₂, K₂S₃, K₂S₄, and K₂S₅, which are obtained by the action of sulphur, sulphuretted hydrogen or carbon bisulphide vapour on the monosulphide, or compounds which readily yield it. They are described as yellowish-red or dark red substances, which dissolve readily in water. Spring and Demartean,² however, regard these polysulphides as solid

¹ Bloxam, *Journ. Chem. Soc.* 1900, 758.

² *Bull. Soc. Chim.* 1899 (3), 1, 311.

solutions of sulphur in the monosulphide, as in their reactions with iodine, potassium sulphite and ethyl iodide, they behave as mixtures of these two substances. They are also all reduced to the monosulphide when their solutions are shaken with mercury.

Crystalline polysulphides of the formulæ K_4S_8 , K_4S_9 and K_4S_{10} have also been obtained by the action of potassium hydrosulphide on sulphur. The first two when treated with carbon bisulphide yield the stable, yellow sulphide K_4S_5 .¹ They all unite with water of crystallisation.

Liver of Sulphur or Hepar Sulphuris.—This is an old name given to a mixture of potassium polysulphides with potassium sulphate, or potassium thiosulphate. It is obtained by gently heating sulphur with carbonate of potassium in a covered vessel. The composition of the liver-coloured mass thus obtained is variable, according to the proportions in which the bodies have been mixed and the temperature to which they have been heated. Liver of sulphur was well known to the alchemists of the middle ages. Stahl considered it to be a compound of the alkali with sulphur, and called it "sulphurised alkali." He also knew that it could be prepared by heating sulphate of potash with carbon, and used this fact to prove that only one kind of phlogiston exists (see Vol I., p. 14). Liver of sulphur is used in medicine, and is termed in the Pharmacopœia, *potassa sulphurata*.

166 *Potassium Sulphite*, K_2SO_3 , is prepared by dissolving 100 grams of caustic potash in 200 cc. of water previously freed from dissolved air, and saturating with sulphur dioxide; a further quantity of 100 grams of caustic potash dissolved in a very small volume of water is then added, and the solution allowed to evaporate in vacuo. Potassium sulphite then separates in small deliquescent hexagonal crystals which are more soluble in cold than in hot water. The *monohydrated salt* $K_2SO_3 \cdot H_2O$ is obtained by dissolving the metabisulphite in water, adding an equivalent quantity of caustic potash, evaporating and allowing to crystallise. The *dihydrated salt*, $K_2SO_3 \cdot 2H_2O$, is obtained when the solution is allowed to evaporate over sulphuric acid and forms oblique rhombic octahedra, which possess a bitter alkaline taste, and are also more soluble in cold than in hot water. The solutions readily undergo oxidation in the air.

Two isomeric potassium sodium sulphites, $Na_2SO_3 \cdot OK$ and

¹ Bloxam, *Journ. Chem. Soc.* 1900, 767.

$K_2SO_4 \cdot ONa$, are also known. These have already been described in Vol. I., p. 398.

Potassium Hydrogen Sulphite, $KHSO_3$, is produced when a solution of the normal salt or of caustic potash is saturated with sulphur dioxide. On addition of alcohol it separates out in needle-shaped crystals, which taste of sulphurous acid, and have a neutral reaction.

Potassium Metabisulphite, $K_2S_2O_5$, is formed when sulphur dioxide is passed into a hot saturated solution of potassium carbonate (Muspratt) or into a mixture of milk of lime and potassium sulphate (Boake and Roberts). It forms monoclinic crystals which are sparingly soluble in water and have an unpleasant acid taste.

167 *Potassium Sulphate*, K_2SO_4 .—The mode of preparing this salt was known as early as the fourteenth century. It was first obtained from the residues of the manufacture of *aqua fortis* and afterwards by the action of sulphuric acid on crude potashes. Potassium sulphate is probably one of the salts whose constituents were first determined by analysis. Glauber, Boyle, and Tachenius were acquainted with its composition, and in the seventeenth century it was termed *arcanum* or *sal duplicatum*, because, according to the then prevalent ideas, it was made up of an acid salt and an alkaline salt. The decomposition of this salt into its constituent parts was at that time supposed to be a most difficult matter. Indeed, Stahl proposed the following question to the French Academy: How is it possible to decompose this salt instantly when held in the hand? Although none of the Academicians were able to answer this question, Stahl accomplished his purpose by adding nitrate of silver, which at once separated vitriolic acid from the alkali.

Potassium sulphate is found native in the lavas of Vesuvius. It is also obtained from the kainite, $KCl, MgSO_4, 3H_2O$, of the Stassfurt beds and of those of Kulusz, and as a by-product in several chemical manufactures, such as that of potassium bichromate, as well as in the lixiviation of kelp. It is now manufactured by the double decomposition of potassium chloride and magnesium sulphate in aqueous solution, and is also prepared to a small extent by the action of sulphuric acid on the chloride.¹

Potassium sulphate crystallises in small hard rhombic pyramids, possessing a hexagonal or prismatic habit; it has a specific gravity of 2.633 at 20°/4° (Tutton) and melts at

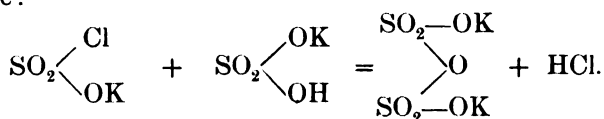
¹ Precint, *Zeit. angew. Chem.* 1906, 19, 1.

1050°. One hundred parts of water at 15° dissolve 10·3 parts of this salt, whilst 24·1 parts dissolve in the same quantity of water at 100°. Aqueous alcohol dissolves it in quantities proportional to the amount of water which the alcohol contains. The salt is quite insoluble in a solution of caustic potash of specific gravity 1·35 (Liebig), and in absolute alcohol. It has a bitter saline taste and can be volatilised only at a very high temperature.

Potassium sulphate is used as a purgative and employed in large quantities for the manufacture of potash-alum and potassium carbonate. Potassium sulphate itself as well as the mineral kainite and the double salt $K_2SO_4 \cdot 2MgSO_4 \cdot H_2O$, which is prepared from it, are also very largely used as fertilisers.

Potassium Hydrogen Sulphate, $KHSO_4$.—In 1754, Rouelle proved that in addition to the *arcantum duplicatum*, other salts exist containing an excess of acid chemically combined. Amongst these he mentions acid potassium sulphate, which he obtained in the crystalline state. The same salt is found native in the Grotto del Sofo, near Naples, in the form of long silky needles. It is frequently obtained in the laboratory as a by-product in the preparation of nitric acid from saltpetre and sulphuric acid. It crystallises in rhombic pyramids, according to Marignac, in rhombohedra according to Jacquelin, has a specific gravity of 2·163, melts at 197°, readily dissolves in water, and possesses an acid saline taste. When brought into contact with alcohol it is decomposed into sulphuric acid and the normal salt which is insoluble in this liquid. When the acid sulphate is recrystallised from aqueous solution the normal salt is found to separate out first, then crystals of a salt having the composition $K_2SO_4 \cdot KHSO_4$ are deposited, and at last the acid sulphate crystallises out. Salts of the formulæ $K_2SO_4 \cdot 3KHSO_4$ and $K_2SO_4 \cdot 6KHSO_4$ have also been described.¹

Potassium Disulphate, $K_2S_2O_7$.—This salt is obtained by gently igniting the normal salt with sulphuric acid until the mass fuses quietly. It is also formed when the acid salt is heated with potassium chlorosulphonate, a compound obtained by the action of sulphur trioxide on potassium chloride:



¹ Stortenbeker, *Rec. Trav. Chim.* 1902, 21, 399.

The salt crystallises on cooling in long needles which decompose when brought into contact with water, evolving much heat and yielding the acid sulphate. When dissolved in fuming sulphuric acid this salt deposits transparent prismatic crystals of potassium hydrogen disulphate, KHS_2O_7 .

Potassium thiosulphate, $\text{K}_2\text{S}_2\text{O}_3$, is prepared in a similar manner to, and closely resembles the corresponding sodium salt. Two isomeric sodium potassium thiosulphates are also known (Vol. I., p. 448).

Potassium Persulphate, $\text{K}_2\text{S}_2\text{O}_8$.—This salt is obtained by the electrolysis of a saturated solution of potassium hydrogen sulphate, and forms large tabular crystals which are sparingly soluble in water. Details of its preparation and properties have already been given in Vol I., p. 445.

Potassium Selenate, K_2SeO_4 , is isomorphous with potassium sulphate. It has the sp. gr. 3.0657 at $20^\circ/4^\circ$, deliquesces in the air and dissolves to the extent of 115 parts in 100 parts of water at 12° .¹ When a solution of this salt and selenic acid is electrolysed, a *perselenate* is formed,² which probably has the formula $\text{K}_2\text{Se}_2\text{O}_8$.

POTASSIUM AND NITROGEN.

168 Potassamide, NH_2K .—This compound was discovered by Gay-Lussac and Thénard in 1811. It is prepared by gently heating potassium in ammonia-gas, and is usually obtained as an olive-green or brown mass, but when the potassium is heated in a silver boat, it forms a white waxy crystalline mass, which melts at 272 — 274° and sublimes above 400° .³ It quickly decomposes in moist air, yielding caustic potash and ammonia, and when water is added the same decomposition takes place with rapid liberation of heat, and frequently also of light. When strongly heated it slowly undergoes decomposition into its elements, but does not, according to Titherley, leave a residue of the black potassium nitride described by Davy, which probably does not exist.

Potassium Nitrite, KNO_2 , is formed when saltpetre is heated until one third of the oxygen is evolved (Mitscherlich). The residue invariably contains undecomposed nitrate, and also

¹ Tutton, *Journ. Chem. Soc.* 1897, 846.

² Dennis and Brown, *J. Amer. Chem. Soc.* 1901, 23, 358.

³ Titherley, *Journ. Chem. Soc.* 1894, 511.

oxides of potassium. The above decomposition takes place more readily in the presence of metallic iron, copper or lead (Stromeyer). In order to prepare it in this way two parts of lead may be employed to one part of saltpetre. The latter salt is fused, and the fused mass heated to dull redness, the lead then added little by little, and the cooled mass lixiviated with water. On evaporation, or on neutralising in the cold with dilute sulphuric acid and adding to the solution twice its weight of alcohol, crystals of the nitrite are precipitated.

Pure potassium nitrite is best prepared by decomposing silver nitrite with potassium chloride (Berzelius), by decomposing amyl nitrite with the exactly necessary quantity of alcoholic potash (Chapman) or by passing nitrous fumes into caustic potash (Divers).¹ It forms small indistinct, yellowish, anhydrous crystals which deliquesce in moist air, are soluble in one third of their weight of water, and are insoluble in alcohol. This salt is employed for the separation of cobalt and nickel, and also in organic chemistry.

169 Potassium Nitrate, Saltpetre or Nitre, KNO_3 .—This remarkable salt was known to the ancients, being termed *Sal petrae* by the Latin Geber. It was frequently called *Sal nitri* by the later alchemists, to distinguish it from *nitrum*, by which name the ancients signified the native carbonate of soda, a salt which was not unfrequently mistaken for nitre. When trade between the East and the West increased, the mineral alkali was imported under the special name of natron, and then the word nitrum was specially reserved to designate saltpetre.

Saltpetre occurs, together with other nitrates, as an efflorescence on the soil in various hot countries, especially in Bengal, but likewise in Egypt, Syria, Persia, and Hungary, as well as in America. In Ceylon² and India nitre is obtained by the lixiviation of certain porous rocks, whence the origin of the word *sal-petrae*. These yield from 2.5 to 8 per cent. of their weight of nitre. The formation of nitre, whether found in the soil or in porous felspathic rocks, is due to the gradual oxidation of nitrogenous organic matter in contact with an alkali in presence of a nitrifying organism. In the decay and putrefaction of such bodies ammonia is first formed and is then converted first into nitrous and finally into nitric acid. Nitre is also found in the juices of certain plants. This fact was first pointed

¹ *Journ. Chem. Soc.* 1899, 86.

² John Davy, *Quart. Journ. Sci.* 1818, 5, 233.

out by L. Lemery in 1717. Certain species of *amaranthus*, especially *A. atropurpureus*, contain no less than 22·7 per cent. of nitre in the dry plant (Boutin).

In India, a caste of men termed Sorawallahs,¹ from *sora*, nitre, at one time made it the business of their lives to collect the raw material, and to manufacture and sell the salt, which, before the introduction of cheap artificial ice, was employed locally for producing frigorific mixtures and was also largely exported.

“The *Sorawallah* goes about the village, examining the small surface drains which issue from holes in the mud-wall, usually found around native dwellings and their cow-houses; when he detects a faint white veil-like patch of crystalline formation, on or near the dark-coloured borders of these little drains, he knows that a considerable quantity of nitre exists, on or near the surface of all the surrounding earth; he accordingly proceeds to scrape off a very thin layer of the surface soil, which he carries away to his place of manufacture, as soon as his morning's collections are finished. On arriving there, the impregnated earth so collected is thrown into an earthen vessel containing either water or water which has been poured off from previous supplies of similarly impregnated earth.” The liquor thus obtained was allowed to evaporate and the nitrate of potash recrystallised once or twice. “The *Sorawallah* makes fresh collections from precisely the same spots of ground from week to week, year to year, and from generation to generation after the manner of the Eastern world; the production of nitre is constant so long as the place continues to be inhabited; it even continues to appear in large, though gradually decreasing quantities, for years after the village may have been deserted. The intervals at which fresh collections may be made from the same spot vary in different localities and in different seasons of the year, from one to seven, ten, or more days.”

This production of nitre is doubtless preceded by the formation of nitrate of calcium, and this, by double decomposition with potassium carbonate, yields nitre and calcium carbonate. Indian saltpetre was introduced into Europe by the Italians, and first employed for medicinal and chemical purposes.

When the demand for gunpowder became great, nitre began to be manufactured in Europe. Agricola, in his celebrated treatise *De Re Metallica*, describes the process of refining saltpetre as follows:—“Saltpetre is obtained from a dry somewhat

¹ Palmer, *Journ. Chem. Soc.* 1869, 318.

fatty earth, which is boiled with quick-lime and wood-ashes. The mass is then lixivated and the solution evaporated.”¹ During the blockade of the French ports, the artificial production of nitre was of necessity largely carried on in that country. For this purpose nitrogenous organic matter of animal or vegetable origin, after having been allowed to putrefy by exposure to air in a dark place was mixed with substances such as lime, mortar, or wood-ashes, containing the carbonates of potash, magnesia, or lime. The mixture was then heaped together in ridges (saltpetre walls) or in low heaps (saltpetre mounds), which were then moistened from time to time by the drainage of dung heaps, or by urine, and exposed to the air. After standing for from two to three years the outer surface or saltpetre earth was removed and exhausted with water. This yielded the crude saltpetre-ley which contained the nitrates of calcium and magnesium together with the chlorides of potassium and sodium. On boiling this liquor with potashes the calcium and magnesium salts were decomposed, and the clear solution was then crystallised. *Raw nitre* was thus obtained, and this by repeated solution and crystallisation was converted into *purified nitre*. In order still further to purify the salt, it was dissolved in boiling water, and the solution constantly agitated when cooling. The salt then separated out in small crystals termed *saltpetre-flour*, which enclosed much less of the mother liquor, and therefore much less impurity than the large crystals. This finely-divided salt was then again purified by washing it with a saturated solution of pure nitre which dissolved out the last portions of foreign salts, thus rendering the saltpetre free from chlorides and fit to be employed in gunpowder-making.

Since the discovery of large quantities of potassium chloride at Stassfurt, this salt has been almost exclusively used for the artificial manufacture of saltpetre. This manufacture depends upon the fact that under certain conditions of temperature and pressure, solutions of Chili saltpetre (sodium nitrate), NaNO_3 , and of potassium chloride undergo, when mixed, a double decomposition, chloride of sodium being deposited and potassium nitrate remaining in solution. For this purpose equivalent quantities of sodium nitrate and potassium chloride are dissolved in the mother liquor from a previous operation and heated by steam for about half an hour. The product is run into strainers where it is kept hot, the greater part of the sodium chloride

¹ Berzelius, *Traité*, 3, 119.

separating out under these conditions; the filtered liquor is then allowed to cool, and the resulting saltpetre meal, which contains 7 to 9 per cent. of sodium chloride and a little magnesium chloride purified by washing with mother liquors resulting from subsequent washings, recrystallised and finally washed with small quantities of pure water.

Saltpetre occurs in commerce in the form of small well-formed crystals, as well as in the form of flour. These are much purer than the larger crystals, which are often hollow and contain chloride of potassium and other impurities. About 10,000 tons per annum are imported into the United Kingdom.

Properties.—Potassium nitrate is dimorphous.¹ It usually crystallises in rhombic prisms, which not unfrequently closely resemble regular six-sided prisms. If, however, a few drops of a solution of nitre be allowed slowly to evaporate, rhombohedral crystals are deposited, isomorphous with those of sodium nitrate, but these are very unstable and when touched are converted into an aggregate of small rhombic crystals.

The rhombohedral form is stable above 129° and a second rhombohedral form is known which is stable at a still higher temperature.²

Saltpetre has a specific gravity of 2.1; it melts at 339° (Person), and possesses a bitter cooling saline taste. It dissolves in water with absorption of much heat. This property of nitre was first pointed out by the Spanish physician Blasius Villafraña, in his tract published in 1550, entitled "*Methodus refrigerandi ex vocato Sale-nitro vinum aquamque ac potus quodvis aliud genus.*" According to Rüdorff, 16 parts of nitre when dissolved in 100 parts of water at 13.2° lower the temperature to +3°.

One hundred parts by weight of water dissolve—

At	0°	10°	20°	40°	60°	80°	100°
KNO ₃	13.3	20.9	31.6	63.9	109.9	169	246

whilst at 114.1°, the boiling-point of the saturated solution, 311 parts of the salt are dissolved.

Saltpetre is used in the laboratory, in medicine, for the salting or pickling of meat, to which it imparts a red colour, and for pyrotechnic purposes, but chiefly in the manufacture of gunpowder.

¹ Miller, *Phil. Mag.* 1840 (3), 17, 38.

² Wallerant, *Compt. Rend.* 1905, 140, 264.

A salt of the composition $\text{KNO}_3 \cdot 2\text{HNO}_3$, which is known as potassium trinitrate, crystallises out when a solution of potassium nitrate (1 mol.) in highly concentrated nitric acid (2 mols.) is cooled to -3° ; the salt forms prisms which melt at 22° and are decomposed by water. An unstable salt $\text{KNO}_3 \cdot \text{HNO}_3$ is also known, which crystallises in plates.¹

*Nitre used as an Explosive.*²—The Chinese are said to have been acquainted with the mode of manufacturing gunpowder from early times, although employing it rather for making fireworks than for warlike purposes. It appears probable that the knowledge of this manufacture resulted from an improvement in the preparation of Greek fire, which was discovered in 673 A.D., and itself consisted of combustible and fusible substances such as pitch, resin and sulphur mingled with crude saltpetre. In the *Liber ignium* of Marcus Graecus, a work which dates from the early part of the thirteenth century, and bears many traces of Arabian influence, mention is made of the use of saltpetre, *sal petrosum*, as a constituent of gunpowder. None of the Arabian alchemists appear to have been aware of the property of saltpetre to deflagrate when mixed with a combustible body, and not until the thirteenth century do we find this clearly pointed out by Roger Bacon as follows:—³ "Talis natura est (sal nitrum), quod si immediate ignitos carbones tangat, statim accensum impetu evolat."

This fact is strikingly shown when a mixture of twenty parts of nitre and three parts of charcoal is thrown into a red-hot crucible; vivid incandescence and a violent combustion being noticed:



An intimate mixture of fifteen parts of saltpetre and five parts of sulphur also burns very brilliantly:



Detonating Powder, first described by Glauber, consists of a mixture of three parts of saltpetre, two parts of dry potassium carbonate, and one part of sulphur. When this mixture is heated in an iron spoon it first fuses and then explodes violently. In this reaction the sulphur forms potassium sulphide, which at

¹ Groschuff, *Zeit. anorg. Chem.*, 1904, 40, 1.

² For much interesting information concerning the early history of gunpowder, see Guttman, *Monumenta Pulveris Pyrii* (Printed for the Author at the Artist's Press, Balham, S.W., London, 1906).

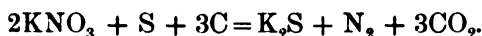
³ Breve breviarium de Dono Dei.

the high temperature of the combustion is oxidised by the nitre, free nitrogen being evolved.

Powder of Fusion or *Baumé's Quick Flux*, also mentioned by Glauber, contains one part of nitre, one part of sulphur, and one of sawdust. This if set on fire burns with so much heat that a small silver coin exposed to it is rapidly melted.

170 Gunpowder.—Fire-arms appear to have been used in Florence in 1325, but field pieces were first employed by the English at the battle of Crécy in 1346.

Gunpowder consists of a mixture, in somewhat varying proportions, of charcoal, sulphur, and nitre. Its explosive power depends on the rapid combustion of the charcoal and sulphur at the expense of the oxygen of the nitre, and the sudden liberation of a large volume of gas, which occupies several hundred times the bulk of the solid powder. Hence gunpowder can burn in a closed space or under water, as it contains the oxygen needed for the combustion in itself. It is a singular fact that it has been found in practice that the description of gunpowder which acts best is that which contains nearly two molecules of nitre to one atom of sulphur and three of carbon. Hence it was formerly believed that the decomposition which took place when powder was fired was a very simple one, represented by the following equation :



If this equation represents the decomposition which actually occurs, it follows that the most effective powder must be composed of :

Nitre	74.9
Carbon	13.3
Sulphur	11.8
	100.0.

The compositions of the gunpowders employed by different nations approach closely to these theoretical numbers; but in no case, as will hereafter be seen, are these numbers exactly adhered to. Indeed, the fact that the charcoal employed in the manufacture of gunpowder does not consist of pure carbon, but contains considerable quantities of hydrogen and oxygen, is sufficient to show that the above simple reaction cannot represent the real decomposition which occurs when powder is fired. In addition to this, however, Gay-Lussac and Chevreul proved long

ago that, in addition to nitrogen and carbon dioxide, carbon monoxide is evolved in the firing of gunpowder, whilst the residue does not merely consist of potassium sulphide, but contains the carbonate, sulphate, and other salts.

We owe the first careful experimental investigation concerning the nature of the decompositions which occur when powder is fired to Bunsen and Schischkoff.¹ They proved that a very large number of salts, such as sulphate, thiosulphate, sulphide, and carbonate of potassium, are contained in the smoke and solid residue remaining after the powder has been fired; whilst many other gases, especially carbon monoxide, hydrogen and sulphuretted hydrogen, besides carbon dioxide and nitrogen, are formed. In these experiments the powder was fired into a vacuum, and consequently some conditions as regards temperature and pressure which are met with in the practical use of gunpowder were not maintained. Linck repeated these experiments with a different kind of powder, and Karolyi analysed the products obtained by exploding small charges in shells enclosed in a vacuous space.

Subsequently Abel and Noble² published the results of a very complete investigation on the products of combustion of powder fired under conditions similar to those which exist when it is fired in guns. The gunpowder operated upon included five kinds, viz., pebble powder, rifle large-grain (cannon powder), fine-grain-powder, and rifle fine-grain powder, all English military powders, together with one spherical pellet powder of Spanish manufacture. The following table gives the complete analyses of the different powders employed :

	Pebble powder. Waltham Abbey.	Rifle large- grain (cannon powder). Waltham Abbey.	Rifle fine-grain. Waltham Abbey.	Fine-grain. Waltham Abbey.	Spanish spherical pebble-powder.
Saltpetre . . .	74·67	74·95	75·04	73·55	75·30
Potassium sul- phate . . .	0·09	0·15	0·14	0·36	0·27
Potassium chlo- ride	—	—	—	—	0·02
Sulphur	10·07	10·27	9·93	10·02	12·42
Charcoal { Carbon . .	12·12	10·86	10·67	11·36	8·65
{ Hydrogen . .	0·42	0·42	0·52	0·49	0·38
{ Oxygen . . .	1·45	1·99	2·66	2·57	1·68
{ Ash	0·23	0·25	0·24	0·17	0·63
Water	0·95	1·11	0·80	1·48	0·65

¹ *Phil. Mag.* 1853 (4), 15, 489.

² *Phil. Trans.* 1874, Part II, 49.

The quantities of gunpowder exploded in the several operations varied from 100 to 750 grams. The apparatus in which the charges were exploded consisted of a mild steel vessel of great strength, carefully tempered in oil. The charge to be exploded was placed in the chamber of this steel vessel, and the main orifice of the vessel was closed by a screw plug, called the firing-plug, which fitted into its place with great accuracy. In this firing-plug itself was a conical hole, also stopped by a plug, and through this passed two insulated platinum wires, by means of which the charge could be fired by electricity. Two other apertures were made in the chamber; one of these communicated with the arrangement for allowing the gases to escape; the other contained an apparatus for determining the pressure of the gases at the moment of explosion. The pressures actually observed varied from 1 to 36 tons on the square inch, the whole of the gaseous products remaining pent-up in the cylinder under this enormous pressure. The results of this investigation may be shortly stated as follows:

(1) The composition of the *gas* furnished by the explosion of all the English powders is remarkably uniform, but under high pressures the carbon dioxide increases and the carbon monoxide decreases.

(2) The composition of the *solid* products exhibits a much greater variation.

(3) The decomposition which an average gunpowder undergoes when fired in a closed space cannot be represented by even a comparatively complicated chemical equation.

(4) The volume of the permanent gases measured at 0° and 760 mm. furnished by the combustion of one gram of powder in a closed vessel is about 280 cc., and is therefore about 280 times the volume of the powder.

(5) When 1 gram of powder is burnt the solid products of combustion amount to 0.57 gram, and the permanently gaseous products 0.43 gram.

(6) The pressure of the products of combustion when the powder entirely fills the space in which it is fired is about 6,400 atmospheres, or 42 tons per square inch.

(7) The heat developed by the burning of 1 gram of powder is about 705 thermal units.

(8) The temperature of explosion is about 2,200° C.

The following tables give the analytical results obtained with

three of the powders, including both the solid and gaseous products of combustion.

I. (Pebble); II. R. L. G. (Rifle Large Grain); III. F. G. (Fine Grain), each under two different pressures.

	Pebble. I.		R. L. G. II.		F. G. III.	
	1.4	12.5	1.6	35.6	3.7	18.2
Pressure of explosion in tons per square inch						
Percentage weight of solid products	56.12	55.17	57.22	57.14	58.17	58.08
Percentage weight of gaseous products	43.88	44.83	42.78	42.86	41.83	41.92

COMPOSITION BY WEIGHT (IN GRAMS) OF THE PRODUCTS OF EXPLOSION OF A GRAM OF POWDER AS FURNISHED BY THE ABOVE EXAMPLES.

	I.		II.		III.	
Potassium carbonate	0.3115	0.3098	0.3007	0.3755	0.3454	0.2499
thiosulphate	0.1163	0.0338	0.1166	0.0491	0.0308	0.1863
sulphate	0.0843	0.0658	0.1171	0.0487	0.1409	0.1220
sulphide	0.0416	0.1055	0.0230	0.0413	0.0298	—
thiocyanate	0.0005	0.0013	0.0000	0.0021	0.0001	0.0013
nitrate	0.0027	0.0011	0.0032	0.0011	0.0005	0.0011
oxide	—	—	—	—	—	0.0173
Ammonium sesqui- carbonate	0.0009	0.0004	0.0003	0.0009	0.0009	0.0002
Carbon	—	—	0.0072	—	—	—
Sulphur	0.0034	0.0340	0.0041	0.0527	0.0333	0.0027
Total solid	0.5612	0.5517	0.5722	0.5714	0.5817	0.5808
Sulphuretted hydro- gen	0.0134	0.0084	0.0166	0.0077	0.0154	0.0081
Oxygen	—	—	—	—	—	0.0006
Carbon monoxide	0.0519	0.0473	0.0303	0.0356	0.0416	0.0258
Carbon dioxide	0.2577	0.2770	0.2597	0.2750	0.2512	0.2718
Marsh gas	—	0.0012	0.0006	0.0015	—	0.0009
Hydrogen	0.0007	0.0005	0.0005	0.0003	0.0010	0.0005
Nitrogen	0.1151	0.1139	0.1201	0.1085	0.1091	0.1117
Total gaseous	0.4388	0.4483	0.4278	0.4286	0.4183	0.4192

The total theoretic work of gunpowder is about 332,000 gram-meters per gram or 486 foot-tons per lb. of powder.

A difference between the products of powder of large and small grain can be observed. The very small-grain powders furnish decidedly smaller proportions of gaseous products than a large-grain powder, and this again smaller than a pebble powder. The most important solid products are found to consist of the following potassium salts: carbonate, sulphate, thiosulphate and sulphide. The proportion of carbonate is much larger, and that of sulphate very much smaller, than had been formerly believed to be the case.

POTASSIUM AND PHOSPHORUS.

171 Normal Potassium Orthophosphate, K_3PO_4 , is formed, according to Graham, when phosphoric acid is ignited with an excess of potassium carbonate. It is readily soluble in water, and crystallises in small needles. The mono-acid salt K_2HPO_4 does not readily crystallise, and the diacid salt KH_2PO_4 is obtained by adding phosphoric acid to a solution of potassium carbonate until the liquid after boiling is neutral to phenolphthaleïn. The salt is deposited in deliquescent tetragonal crystals easily soluble in water but insoluble in alcohol. It is employed in the manufacture of artificial fertilizers.¹

Potassium Pyrophosphate, $K_4P_2O_7$.—When the mono-acid orthophosphate is ignited this salt is formed. It deliquesces on exposure, and is deposited in the form of fibrous crystals containing three molecules of water, when the solution is evaporated. The acid salt $H_2K_2P_2O_7$ separates out as a white deliquescent mass when the normal pyro-salt is dissolved in acetic acid and alcohol added to the solution.

Potassium Metaphosphates.—These salts exist in a large number of polymeric modifications, which closely resemble the corresponding sodium salts (p. 267).

POTASSIUM AND ARSENIC.

172 Potassium Arsenide.—Two arsenides of potassium, AsK_3 and As_4K_2 , have been prepared by acting on a solution of potassium in liquid ammonia with arsenic and heating the resulting compounds.²

Potassium Arsenite.—Arsenious oxide dissolves easily in an

¹ Meyer, *Zeit. angew. Chem.* 1905, 18, 1332.

² Hugot, *Compt. Rend.* 1899, 129, 603.

aqueous solution of potash, and if the minimum quantity of potash be employed, the compound $KAsO_2 \cdot H_3AsO_3$ may be obtained as a crystalline powder when the solution is mixed with alcohol. If this is warmed with a solution of potassium carbonate, potassium meta-arsenite, $KAsO_2$, is formed, and this when warmed with caustic potash yields potassium diarsenite, $K_4As_2O_5$, likewise precipitable by alcohol.

A solution of potassium arsenite is used in medicine under the name of Fowler's Solution. This solution is prepared by boiling one part of solid arsenious oxide with an equal weight of potassium carbonate in distilled water, and diluting the clear liquid so as to form 90 parts of solution.

Normal Potassium Arsenate, K_3AsO_4 , is prepared by adding an excess of caustic potash to arsenic acid. On evaporation it is deposited in the crystalline form (Graham). Monohydrogen potassium arsenate, K_2HAsO_4 , crystallises with difficulty, but the dihydrogen salt, KH_2AsO_4 , can be obtained in large crystals. This last salt was known as *Macquer's arsenikalischer Mittelsalz*, and was formerly prepared by deflagrating equal parts of arsenious acid and nitre, dissolving in water, and leaving the solution to crystallise. These crystals are isomorphous with di-hydrogen potassium phosphate, and like these turn blue litmus-paper red.

POTASSIUM AND BORON.

173 *Potassium Metaborate*, KBO_2 .—When boric acid and potassium carbonate (or any other potassium salt containing a volatile acid) are fused together in the proper proportions the above salt is obtained. It is sparingly soluble in water, and is deposited in small monoclinic crystals, possesses an alkaline reaction, and absorbs carbonic acid from the air with formation of *potassium pyroborate* or *tetraborate*. This latter substance is obtained by adding caustic potash to a solution of boric acid until the liquid attains an alkaline reaction. It is easily soluble, crystallises in hexagonal prisms having the formula $K_2B_4O_7 \cdot 5H_2O$, and possesses a faint alkaline taste. If hot solutions of boric acid and potassium carbonate be mixed together, in the proportion of one molecule of the former to two molecules of the latter, glittering rhombic crystals of *potassium triborate*, $2KB_3O_5 \cdot 5H_2O$, separate out, and when a hot solution of

caustic potash is saturated with boric acid, rhombic pyramids of *potassium pentaborate*, $\text{KB}_5\text{O}_8, 4\text{H}_2\text{O}$, are deposited.

Potassium Perborate, $\text{KB}_2\text{O}_5, 2\text{H}_2\text{O}$, is precipitated by alcohol from a solution of the borate in hydrogen peroxide and has the characteristic oxidising properties of this class of salts (Vol. I. p. 716).

POTASSIUM AND CARBON.

174 *Potassium Carbide*, K_2C_2 , closely resembles the sodium compound (p. 273) and is prepared in a similar manner. The compound with acetylene $\text{C}_2\text{K}_2, \text{C}_2\text{H}_2$ crystallises in brilliant silky, rhombohedral lamellae.¹

Normal Potassium Carbonate, K_2CO_3 .—This salt, well-known under the name of potashes, was originally obtained solely from the ashes of wood and other land plants, as the name implies, boiled in pots. Even to the present day this compound is sometimes obtained according to the old process, especially in Canada, North America, Moravia, the Steppes of Southern Russia, Hungary, and other districts where wood is plentiful. The ashes are lixiviated in wooden tubs, and the dark brown lye thus obtained evaporated to dryness or to the point of crystallisation, and the residue calcined in a reverberatory furnace to remove organic matter. The crude product has usually a red, yellow, or green colour, due to the presence of iron or manganese, and also contains potassium chloride, sulphate and silicate, as well as sodium salts, and, where caustic lime is added, as in the preparation of American potash, considerable quantities of caustic potash; the latter may be converted into carbonate by calcining the crude ash with sawdust. To purify the crude ash it is redissolved in two parts of boiling water, the filtered solution allowed to stand for some days, then poured off from separated salts, chiefly consisting of potassium sulphate, and the clear solution evaporated till the salt commences to crystallise out. After cooling, it is drained and washed with small quantities of water to remove the adherent mother liquor. To the white salt thus obtained the name *pearl-ash* is given.

Owing to the high price of potashes and the gradual extinction of forests, and in consequence of this alkali being a substance largely needed in manufacturing processes, other

¹ Moissan, *Compt. Rend.* 1898, 126, 302; 1898, 127, 911.

sources of potassium compounds have been sought. The suggestion has frequently been made that felspar and other silicates of potash should be employed for the purpose, and this proposition seems a very plausible one, inasmuch as it is by the slow decomposition of these silicates that all fruitful soils obtain their potash salts. Hitherto, however, it has not been found possible to obtain potash commercially from this source, and fortunately other richer sources of potassium compounds have been discovered. Amongst these the first to be noted is that from the manufacture of beet-root and cane-sugar. Beet-root is a potash plant, its ash being particularly rich in potassium compounds. The first attempt to obtain potash from this plant was made by incinerating the leaves. This process, however, did not prove available, and the molasses or uncrystallisable sugar, which contains large quantities of potash salts, is now evaporated and either heated in a furnace to remove the organic matter or distilled and the nitrogen recovered in the form of ammonia and cyanides. In either case a residue of potash salts and carbon is left, from which the salts are removed by lixiviation.

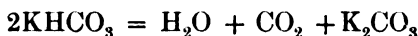
Another remarkable source of potash is sheep-wool. It has already been mentioned that sheep withdraw a considerable quantity of potash salts from the soil. Chevreul first pointed out that the sweat or suint of sheep contains no less than one-third of its weight of potash salts. The brown liquors in which the wool has been washed are evaporated to dryness, and the solid residue calcined in retorts, by which means ammonia and a gas used for illuminating purposes are evolved; the residual mixture of charcoal and alkaline salts is again lixiviated and treated in a similar way to the saline already described.

Potashes are also manufactured from potassium sulphate, which is obtained in considerable quantity both from the Stassfurt beds, from sea-water, and by heating potassium chloride with sulphuric acid, and in the manufacture of bichrome. For the purpose of converting the sulphate into the carbonate it is heated in a reverberatory (black-ash) furnace with the requisite quantity of limestone and coal, the process being worked exactly according to Leblanc's process for obtaining carbonate of soda from salt-cake (p. 290).

The greater part of the potassium carbonate which is made from the Stassfurt salts is manufactured by the magnesia-potash

process from potassium chloride. This depends on the fact that potassium chloride is decomposed below 24° by carbon dioxide in the presence of magnesium carbonate, with formation of an insoluble double salt $\text{KHCO}_3, \text{MgCO}_3, 4\text{H}_2\text{O}$ and magnesium chloride. The precipitated salt is washed and then decomposed by warm water or by magnesium hydroxide below 20° , and the solution of potassium carbonate evaporated and calcined.¹

In order to prepare chemically pure potassium carbonate, it was customary formerly to employ pure cream of tartar (hydrogen potassium tartrate) which was heated in covered iron crucibles. A mixture of carbon and potassium carbonate was thus obtained, and by lixiviating the residue with water and evaporating the solution in a silver basin the pure salt was deposited. This salt even now retains the name of salt of tartar. Instead of the expensive tartar it is now customary to employ the much cheaper hydrogen potassium carbonate or bicarbonate of potash, which can be easily prepared in the pure state, and which on heating yields water, carbon dioxide, and potassium carbonate :



When prepared on the manufacturing scale, the carbon dioxide which is evolved is made use of for the preparation of a fresh portion of bicarbonate.

Pure potassium carbonate occurs either in the form of a white granular powder or as a white solid mass which possesses a strong alkaline reaction and has an alkaline and slightly caustic taste. It has the sp. gr. 2.29, melts at 879° , and then loses a small quantity of carbon dioxide, and is converted into caustic potash and carbon dioxide at a red heat in a current of steam or hydrogen. At a white heat it is volatilised. It is extremely hygroscopic and very soluble in water, and when exposed to the air it soon deliquesces to an oily liquid which received the name of "oleum tartari per deliquium." One hundred parts of water dissolve the following quantity of salt² at—

0°	26°	40°	60°	80°
105	113.5	117	127	140 parts.

¹ German Patents 135,329 ; 143,408 ; 143,409 ; 157,354. Davis, *J. Soc. Chem. Ind.*, 1906, 25, 791.

² Meyerhoffer, Landolt-Börnstein, *Physikalisch-Chemische Tabellen* (1905), p. 542.

At 135°, the boiling-point of the saturated solution, 100 parts of water dissolve 205 parts of the salt. The hydrate which is stable in contact with water from - 6·8° to 135° contains 2H₂O.¹ For the specific gravity of solutions of this salt, Gerlach's tables may be consulted.² When the concentrated solution is allowed to stand, monoclinic crystals possessing a glassy appearance and having the composition 2K₂CO₃·3H₂O are deposited. These on heating to 100° fall to a white powder having the composition, K₂CO₃·H₂O, and this at 130° loses all its water.

Potassium carbonate is largely used in the manufacture of soft-soap, potassium ferrocyanide and chromate, and crystal glass.

Hydrogen Potassium Carbonate, KHCO₃.—This salt, also known as potassium bicarbonate, is obtained by passing carbon dioxide through a concentrated solution of the normal salt when the bicarbonate, which is much less soluble, crystallises out. Another process is to pass a current of carbon dioxide over the slightly moistened purified potashes, the product being recrystallised from warm water. It forms large transparent crystals belonging to the monoclinic system, which possess a saline taste and a slightly alkaline reaction. 100 parts of water dissolve at 10° 27·7 parts, and at 60°, 60 parts of the salt. When the solution is boiled carbon dioxide is given off, and when the dry salt is heated to 190° it is completely decomposed into the normal carbonate, carbon dioxide and water.

Potassium Percarbonate, K₂C₂O₆, has already been described (Vol. I., p. 808).

Potassium Cyanide, KCN.—Commercial potassium cyanide was formerly prepared according to Liebig's method as follows. Eight parts of dry ferrocyanide of potassium (for the manufacture of which see under Iron) are melted in an iron crucible together with three parts of potassium carbonate :



As is seen in the above equation, the cyanide thus prepared contains cyanate; this for some purposes is of no consequence. A purer product can be obtained by heating the dry ferrocyanide to a bright red heat :



¹ See also Lescoeur, *Bull. Soc. Chim.* 1897 (3), 17, 18.

² *Zeit. anal. Chem.* 1869, 8, 279.

To avoid the loss of cyanogen which thus takes place in both these reactions it is now usual to heat the completely dehydrated ferrocyanide with metallic sodium :



The resulting mixture of potassium and sodium cyanides is known commercially as potassium cyanide. A large amount of potassium cyanide is now made by Beilby's process which consists in treating a fused mixture of potassium carbonate and charcoal with ammonia, the product being a molten cyanide of high strength, which is filtered from the small amount of insoluble matter which is present and is then cast in moulds, thus yielding massive crystalline cakes of pure white cyanide.¹ Chemically pure potassium cyanide is best prepared by passing the vapour of hydrocyanic acid into an alcoholic solution of potash, the salt then separating out as a white crystalline powder.

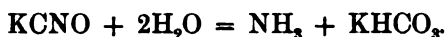
Potassium cyanide has a sharp bitter taste ; it is exceedingly soluble in water and dissolves slightly in cold, and somewhat more readily in hot, alcohol. When the concentrated aqueous solution of the salt is allowed to evaporate over strong sulphuric acid it deposits crystals in the form of regular octahedra. Potassium cyanide is readily fusible, and on cooling solidifies in cubes. The weakest acids, even carbonic acid, decompose the salt with evolution of hydrocyanic acid. The salt is, moreover, partially hydrolysed in its aqueous solution, which possesses an alkaline reaction and always smells of hydrocyanic acid. It is itself as poisonous as the acid.

Potassium cyanide is used in very large quantity in the McArthur-Forrest process for recovering the last portions of gold from the tailings of the gold mines² (see Gold) ; in the laboratory, it is also used as a reducing agent. This is due to the fact that when in the fused state it withdraws oxygen from many oxides and is converted into potassium cyanate. When heated with nitric acid or potassium chlorate violent explosions occur. Potassium cyanide and sulphur when melted together combine directly, forming potassium thiocyanate. This compound is also formed when the cyanide is heated with several metallic sulphides.

¹ Beilby, "Advances in Chemical Industry during the Nineteenth Century." *Proc. Roy. Phil. Soc. Glasgow*, 1904.

² *J. Soc. Chem. Ind.* 1890, 270 ; Maclaurin, *Journ. Chem. Soc.* 1893, 724 ; 1895, 199.

Potassium Cyanate, KCNO or CO:NK , is prepared by heating four parts of very carefully dried potassium ferrocyanide and three parts of fused potassium bichromate in an iron dish and extracting the product with hot 80 per cent. methylated spirit. It crystallises on cooling in transparent plates, which are readily soluble in water and alcohol, the aqueous solution gradually decomposing into ammonia and potassium hydrogen carbonate :



The cyanate can also be readily prepared by the electrolytic oxidation of a solution of potassium cyanide containing caustic potash.¹ Potassium cyanate is employed in the preparation of certain organic compounds.

Potassium Thiocyanate, KCNS or CS:NK , is formed by the direct union of potassium cyanide and sulphur, but is usually prepared by gently heating a mixture of 46 parts of dry potassium ferrocyanide, 17 parts of potassium carbonate, and 32 parts of sulphur. The mass after cooling is extracted with boiling alcohol, and the salt crystallises from the cooled solution in long striated prisms, which readily melt when heated and deliquesce in moist air. One hundred parts of water dissolve 217 parts of the salt at 20° , a considerable amount of heat being absorbed; thus if 500 grams of the salt be mixed with 400 grams of water the temperature of the mass sinks to -20° , and hence the salt has been used as a refrigerant.

This salt occurs in minute amounts in human saliva.

POTASSIUM AND SILICON.

175 *Potassium Silicates*.—When silica is fused with potassium carbonate, carbon dioxide is evolved, and according to the proportions of the two substances employed, the temperatures and the length of heating, the silicates K_2SiO_3 , $\text{K}_4\text{Si}_2\text{O}_8(2\text{K}_2\text{O}, 3\text{SiO}_2)$, and $\text{K}_8\text{Si}_3\text{O}_{10}(4\text{K}_2\text{O}, 3\text{SiO}_2)$ are obtained.² Attempts to obtain the orthosilicate K_4SiO_4 have all been unsuccessful, and in all probability it does not exist.

Potassium Metasilicate, K_2SiO_3 , obtained by fusing equal molecular proportions of silica and potassium carbonate, forms a glassy mass which deliquesces on exposure to moist air. It also

¹ Paternò and Pannain, *Gazzetta*, 1904, **34**, ii. 152

² Scheerer, *Annalen*, 1860, **116**, 149.

absorbs carbonic acid from the air, and is gradually transformed into a transparent jelly which in time shrinks together, and after some weeks becomes hard enough to scratch glass. It is probable that opal and flint are formed in a similar manner (Kuhlmann). Van Helmont was aware that the substance obtained by fusing silica with an excess of alkali became liquid on exposure to air, and Glauber termed this *liquor silicum*.

Soluble potash glass is prepared in a similar manner to soluble soda glass (p. 277) and closely resembles it in properties. It has been used for a variety of purposes, but its place has mostly been taken by the cheaper soda glass.

Potassium fluosilicate, K_2SiF_6 , is obtained when hydrofluosilicic acid is brought into contact with a solution of a potassium salt. When the acid is added in small quantities no precipitate is observed to form, but soon the liquid begins to exhibit iridescent colours, and after a time the insoluble potassium fluosilicate separates out as a semi-transparent mass. After washing with water and drying, the salt is obtained as a fine white powder sparingly soluble in cold though easily soluble in hot water. By slow cooling it may be obtained in the form of bright octahedra, which sometimes show cubic faces (Marignac).

DETECTION AND ESTIMATION OF POTASSIUM AND ITS COMPOUNDS.

176 The best indication of the presence of potassium compounds is the violet colour which they impart to the non-luminous flame. This tint is, however, not seen if even a small quantity of a sodium compound be present, and it is then necessary to examine the flame by means of the spectroscope. The spectrum thus obtained is that of the metal itself, and contains only two characteristic lines:—viz., the double line $K \alpha$ (7697 and 7663), in the outermost red, approaching the ultra red rays and somewhat below the dark line A of the solar spectrum; and a second line $K \beta$ (4044), situated far in the violet rays, towards the other end of the spectrum, also identical with a dark solar line. Owing to the position of the two lines, $K \alpha$ and $K \beta$, both situated near the limit at which our eyes cease to be sensitive to the rays, this reaction for potassium is not very sensitive, but $\frac{1}{1000}$ of a milligram can be readily detected. The absorption spectrum of potassium

has been mapped by Roscoe and Schuster.¹ It is totally different from the emission spectrum just described, being a channelled space spectrum. Observed at a low temperature the green-coloured vapour exhibits a well-marked series of bands, one group in the red (α) and two groups (β and γ) at each side of the sodium line being seen. These bands are all shaded off towards the red, and in general appearance resemble those of the iodine spectrum.

In order to detect and estimate soluble potassium compounds, they must be precipitated either as the perchlorate, the phosphotungstate, the acid tartrate, or the chloroplatinate, K_2PtCl_6 .

Potassium may be detected microchemically by the yellow precipitate or coloration produced with sodium cobaltinitrite and acetic acid,² and the same reagent has been proposed for its estimation.³

For the separation of this metal from sodium and for its quantitative estimation, an excess of chloroplatinic acid, H_2PtCl_6 , is added to the mixed chlorides, the liquid then evaporated on the water-bath, and the cooled residue mixed with strong alcohol, in which the excess of chloroplatinic acid and the sodium double-salt easily dissolve. The potassium double-salt is then collected, dried and weighed, or its amount estimated indirectly from the amount of platinum or chlorine which it contains. Potassium may also be estimated by adding perchloric acid and alcohol to the concentrated solution, the precipitated potassium perchlorate being washed with a mixture of alcohol and water, dried and weighed. The perchlorate method is now usually employed for the assay of potassium salts.

The mixed chlorides of potassium and sodium can also be weighed, and then converted into sulphates by treatment with strong sulphuric acid, and the weight of these determined. From these data the amount of potassium (x) and of sodium (y) present can readily be calculated when the molecular weights of the several salts are known. Thus:

K = 38.85	Na = 22.88	$K_2 = 77.70$	$Na_2 = 45.76$
Cl = 35.18	Cl = 35.18	$SO_4 = 95.35$	$SO_4 = 95.35$
74.03	58.06	173.05	141.11

¹ *Proc. Roy. Soc.* 1874, 362.

² Macallum, *Journ. Physiol.* 1905, 32, 95.

³ Adie and Wood, *Journ. Chem. Soc.* 1900, 1076.

If A represent the weight of the mixed chlorides, and B that of the mixed sulphates, we have :

$$A = \frac{74.03}{38.85}x + \frac{58.06}{22.88}y$$

$$B = \frac{173.05}{77.70}x + \frac{141.11}{45.76}y$$

From which the values of x and y can be readily obtained.

A similar result may be obtained by simply ascertaining the amount of chlorine present in the mixed chlorides by titration with silver nitrate solution, but neither of these indirect methods is susceptible of great accuracy.

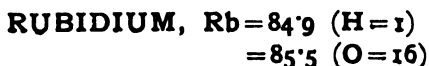
The atomic weight of potassium was determined by Stas. As a mean of eight experiments he found that 100 parts of potassium chlorate yielded 60.846 parts of potassium chloride on ignition. Moreover, 69.103 parts of potassium chloride were needed, as a mean of nineteen experiments, to precipitate 100 parts of silver from solution; and 100 parts of silver, as a mean of seven experiments, gave 132.8445 parts of silver chloride. These experiments give the number 38.85 as the mean for the atomic weight of potassium, the number 35.18 for that of chlorine, and the number 107.12 for that of silver when H=1 (or K=39.15; Cl=35.45 and Ag=107.93 when O=16).

A closely agreeing result has been obtained by the analysis of the chloride by Archibald,¹ who found that 100 of silver were precipitated as chloride by 69.114 parts of potassium chloride and that 100 of silver chloride were produced by 52.028 of potassium chloride. Finally Richards and Staehler² have carefully analysed potassium chloride prepared from potassium nitrate and have found the ratios KCl : Ag=69.1072 : 100; KCl : AgCl=52.0118 : 100. The atomic weight of potassium is therefore 38.821 when Ag=107.12, and Cl=35.207, or 39.114 when Ag=107.93, Cl=35.473.

As already explained (p. 13), Stas' number is provisionally retained.

¹ *Trans. Roy. Soc. Canada* (2), 10, iii. p. 47.

² *Ber.* 1906, 39, 3611.



177 In the year 1860 Bunsen¹ announced the discovery by means of spectrum analysis of a new alkali metal, to which he gave the name of *Cæsium*, and in 1861 he discovered by the same method a second new alkali metal, and to this he gave the name *Rubidium*.

These two metals and their compounds possess so close a resemblance, and at the same time give reactions so similar to those of potassium, that they cannot be distinguished either from the well-known alkali or from one another by any of the common wet reactions or blowpipe tests. The only means by which their presence can be readily detected is by their spectrum reactions, and these are so delicate and so characteristic that they serve for the certain recognition of the minutest trace of these two new bodies, whether present alone or mixed with the other alkalis. The metals were first met with by Bunsen in the waters of Dürkheim in the Palatinate, and in the mineral petalite. In these, however, they are contained in such small quantity that, although their presence can be easily recognised in a few drops of the water or in a few grains of the mineral, it was requisite to boil down 40 tons of the water and to work up 150 kilograms of the mineral in order to obtain enough of the new metals to serve for the investigation of their compounds.

The following extract from Bunsen and Kirchhoff's second memoir on Spectrum Analysis² gives a clear idea of the method by which the presence of the two new metals was first detected:

"If a drop of the mother-liquor of the Dürkheim water be brought into the flame of the spectrum apparatus, the characteristic lines of sodium, potassium, lithium, calcium, and strontium are at once seen. If the lime, strontia, and magnesia be separated according to well-known processes, and if the residual alkali bases in the form of nitrates be washed out with alcohol, and the lithium removed as completely as possible by precipitation with carbonate of ammonium, a mother-liquor is obtained which in the spectrum apparatus shows the lines of

¹ *Berlin Acad. Ber.* May 10, 1860.

² *Phil. Mag.* 1861 (4), 22, 330.

sodium, potassium, and lithium, but, besides these, two splendid blue lines situated close together, and almost coinciding with the blue strontium line $Sr\delta$.

"As no known elementary body produces two blue lines in this portion of the spectrum, we may consider the existence of this hitherto unknown alkali element as thus placed beyond doubt.

"The facility with which a few thousandths of a milligram of this body may be recognised by the bright blue light of its incandescent vapour, even when mixed with large quantities of the more common alkalis, has induced us to propose for it the name *Cæsium* (and the symbol Cs), derived from the Latin *cæsius*, used to designate the blue of the clear sky.¹

"If Saxony lepidolite be treated by any of the known plans for separating the alkalis from the other constituents, and if the solution of the alkalis thus obtained be precipitated with dichloride of platinum, an abundant precipitate is formed, which, when examined in the spectrum apparatus, shows only the bright potassium lines. If this precipitate be repeatedly washed with boiling water, and the residual salt occasionally examined in the apparatus, two splendid violet lines lying between the strontium line $Sr\delta$ and the blue potassium line $K\beta$ will be noticed on the gradually fading continuous background of the potassium spectrum. These new lines increase in brilliancy as the washing is continued, and a number more appear in the red, yellow, and green portions of the spectrum.

"None of these lines belong to any previously known body. Amongst them are two which are especially remarkable as lying beyond Fraunhofer's line A and the potassium line $K\alpha$ coincident with it, and therefore situated in the outermost portion of the red solar rays. Hence we propose for this new metal the name *Rubidium* (and the symbol Rb), from the Latin *rubidus*, which was used to express the darkest red colour."²

Since this discovery, rubidium has been shown to be widely distributed (see also p. 163), generally accompanying the other alkalis, but in very minute quantities. Rubidium occurs in

¹ Aulus Gellius, in his *Noctes Atticæ*, ii. 26, quotes Nigidius Figulus as follows: "Nostris autem veteribus cæsia dicta est, quæ a Græcis γλαυκῶπις ut Nigidius ait, de colore cæli quasi cælia."

² Aulus Gellius, *Noctes Atticæ*, ii. 26. "Rubidius autem est rufus atrior et nigrore multo inustus."

many minerals, such as lepidolite and triphylite, in Vesuvian leucite, in the porphyrites of the Palatinate, in mica, in Stassfurt carnallite,¹ and in orthoclase. It is also present in nearly all iron ores, except red hæmatite, in many meteorites and in some aluminous minerals, such as bauxite and shale.²

The following is the analysis of the lepidolite from Rozena in Moravia in which Kirchhoff and Bunsen first discovered rubidium :—

SiO ₂ .	Al ₂ O ₃ .	Fe ₂ O ₃ .	CaO.	MgO.	Rb ₂ O.	Cs ₂ O.	Li ₂ O.	LiF.
50·32	28·54	0·73	1·01	0·51	0·24	trace	0·70	0·99
			NaF.	KF.	H ₂ O.			
			1·77	12·06	3·12			

A large number of brine-springs and mineral waters also contain the new alkali. Thus the hot springs of the Ungemach contain in one liter 1·3 milligrams of chloride of rubidium (Bunsen); the mineral water of Bourbonne-les-Bains contains 18·7 milligrams of the same salt, and 32·5 milligrams of cæsium chloride.

The celebrated waters of Ems, Kissingen, Nauheim, Selters, Vichy, Wildbad-Gastein, and many others contain rubidium, and some of them also cæsium compounds. Rubidium has been found in sea-weed and in sea-water (Sonstadt),³ and also in the mother-liquors (bitterns) from the salterns of Villefranche (Grandeau). Rubidium salts are also widely met with in the vegetable kingdom. Beet-root takes up these salts from the soil, and in the saline residue obtained by calcining the fermented molasses considerable quantities of rubidium salts are contained. Thus 100 parts of the saline residue contain 0·18 part of chloride of rubidium (Grandeau). It has also been found in samples of tobacco grown in the most distant quarters of the globe—such as Algiers, Havana, Kentucky, France, and Macedonia. Rubidium likewise occurs in several kinds of coffee and tea (Grandeau); in the ash of the oak, *Quercus pubescens*, in that of beech trees grown on a basaltic soil, in crude cream of tartar, and in potashes from various sources. Plants cannot, however, absorb rubidium salts in place of potassium salts, and they die if these latter are not present (Lucanus).

¹ Feit and Kubierschky, *Chem. Zeit.* 1892, 16, 335.

² Hartley and Ramage, *Journ. Chem. Soc.* 1897, 533, 547; *Sci. Proc. Roy. Dublin Soc.* 1898, N.S. 8, 703.

³ *Chem. News*, 1870, 22, 25, 44.

Mode of preparation of rubidium compounds.—According to Bunsen the best source of rubidium is the saline residue left from the preparation of lithium salts from Saxon lepidolite. This consists of the chlorides of sodium, potassium, and lithium, and traces of the chlorides of caesium and rubidium. The separation of these new metals is based upon the fact that their chlorides form double chlorides with platinic chloride, which are more insoluble than the corresponding potassium double chloride. One kilogram of the saline mixture is dissolved in 2.5 kilograms of water, and the cold liquid precipitated by a solution of thirty grams of platinum in aqua regia. The precipitate, having settled down, is collected and boiled twenty-five times successively with small quantities of water, in all about 1.5 kilograms, the liquid in each case being added to the solution of the original salt. A fresh precipitate is then formed, this is again washed and treated as the first, and when the above series of operations has been repeated seven or eight times the rubidium is found to be nearly all extracted. Each of the platinum precipitates is then dried, the platinum reduced by hydrogen, and the alkali chlorides dissolved in water. In this way 125 grams of rubidium chloride are obtained, containing three or four per cent. of chloride of potassium, and a little chloride of caesium. By a repetition of the precipitation and washing of the platinichloride this quantity of potassium impurity can be so completely removed that the well-known red potassium line ($K\alpha$) is not seen with a spectroscope when some of the salt is held in the flame (Bunsen).

Another method consists in decomposing lepidolite with sulphuric acid, recrystallising the alums of potassium, caesium and rubidium which are formed, decomposing by baryta, treating the alkaline solution with carbon dioxide and converting into the oxalates. These salts are then fractionally crystallised, the potassium salt being the least soluble.¹

Numerous other methods for the separation of rubidium and caesium from potassium have been proposed; amongst these may be mentioned precipitation with stannic chloride,² which converts them into the sparingly soluble stannic chlorides $2RbCl$, $SnCl_4$, and $2CsCl, SnCl_4$; conversion into the alums, both of which are only slightly soluble in water, and still less so in a

¹ Formánek, *Oesterr. Chem. Zeit.* 1899, 2, 309.

² Feit and Kubierschky, *Chem. Zeit.* 1892, 16, 335.

solution of potassium alum¹; and conversion into the dichloroiodides, which are much less soluble than the corresponding potassium compounds.²

To separate rubidium from caesium advantage is taken of the different solubilities of the sparingly soluble salts of the two metals. The platinichlorides do not give good results, but the alums, $\text{Rb}_2\text{Al}_2(\text{SO}_4)_4 \cdot 24\text{H}_2\text{O}$ and $\text{Cs}_2\text{Al}_2(\text{SO}_4)_4 \cdot 24\text{H}_2\text{O}$, have been successfully employed, the former being about four times as soluble as the latter.³ The *hydrogen tartrates*, $\text{RbHC}_4\text{H}_4\text{O}_6$ and $\text{CsHC}_4\text{H}_4\text{O}_6$, may also be used, the latter being the more soluble,⁴ and the chlorides may be precipitated by hydrogen chloride, the caesium salt being the more soluble (Archibald).

The best method of separation is that of Godeffroy, which consists in the addition of antimony trichloride to a solution of the chlorides in concentrated hydrochloric acid, when the double caesium antimony chloride $3\text{CsCl} \cdot 2\text{SbCl}_3$ is precipitated, but not the rubidium salt.⁵ This method is well adapted for obtaining pure caesium salts, but not for removing the last traces of caesium from rubidium salts.

178 Metallic rubidium is prepared in an analogous manner to potassium by heating a mixture of the carbonate and charcoal (obtained by the ignition of the hydrogen tartrate) to whiteness in an iron tube, and is also obtained by heating the carbonate or hydroxide with magnesium,⁶ the hydroxide with aluminium, rubidium aluminate being then also formed,⁷ or the chloride with metallic calcium.⁸

It is a silver white metal of specific gravity 1.52, which at -10° is still soft and wax-like, melts at 38.5° , boils at 696° (Ruff and Johannsen), and emits at incipient redness a blue coloured vapour. Like potassium, it appears to form an explosive compound with carbon monoxide. When thrown on to water rubidium burns like potassium.

¹ Redtenbacher, *J. pr. Chem.* 1865, **94**, 442; Setterberg, *Annalen*, 1882, **211**, 100.

² Wells, *Amer. Chem. J.* 1901, **26**, 265; Archibald, *Journ. Chem. Soc.* 1904, 776.

³ Redtenbacher, *loc. cit.*; Godeffroy, *Annalen*, 1876, **181**, 176.

⁴ Allen, *Amer. J. Sci.* 1862, (2), **34**, 367.

⁵ *Ber.* 1874, **7**, 375; 1895, **8**, 9; *Annalen*, 1876, **181**, 176; Muthmann, *Ber.* 1894, **26**, 1019, 1425.

⁶ *Ber.* 1890, **23**, 51; Erdmann and Köthner, *Annalen*, 1896, **294**, 55.

⁷ Beketoff, *J. Russ. Chem. Phys. Ges.* 1888, 363.

⁸ Hackspill, *Compt. Rend.* 1905, **141**, 106.

COMPOUNDS OF RUBIDIUM.

179 These compounds as a rule present the greatest similarity to those of potassium and ammonium, and are isomorphous with them (see p. 222).

Rubidium Oxide.—Rubidium on exposure to air at once becomes covered with a bluish coating, and takes fire spontaneously more readily than potassium. The oxide formed appears to be the *dioxide*, RbO_2 , which is best prepared by exposing the metal in an aluminium dish to the action of dry oxygen, and finally heating to 500° . It crystallises in dark brown plates and does not alter when heated strongly in oxygen. Water decomposes it violently with formation of the hydroxide and hydrogen peroxide, some oxygen being evolved.

Rubidium Hydroxide, RbOH , is best prepared by adding baryta-water to a solution of rubidium sulphate. It forms a greyish white, deliquescent mass, melts at a red heat and is volatile in the flame of a Bunsen burner.

Rubidium Hydride, RbH , forms colourless prismatic needles of sp. gr. 2. It decomposes below 300° in vacuo into its elements.¹

Rubidium Chloride, RbCl .—Rubidium takes fire in chlorine gas burning with a bright light. Chloride of rubidium crystallises in glittering cubes which melt at 710° . 100 parts of water dissolve 84.4 parts of the salt at 10° , and 138.9 parts at 100° .

The *bromide* and *iodide* are very similar to the corresponding potassium salts.

The rubidium haloids unite with a large number of metallic chlorides forming double salts which for the most part crystallise well. Rubidium also forms compounds containing a larger number of halogen atoms much more readily than potassium, the compounds being also more stable. The following are known and are all crystalline; RbBr_3 , RbClBr_2 , RbCl_2Br , RbI_3 , RbBr_2I , RbCl_2I , RbClBrI , RbCl_4I .² The solid polyiodides RbI_7 and RbI_9 exist at 25° , but have not been prepared pure.³

Rubidium Chlorate, RbClO_3 , is obtained by the double decomposition of rubidium sulphate and barium chlorate. It

¹ Moissan, *Compt. Rend.* 1903, 136, 587.

² *Amer. J. Sci.* 1893, (3), 46, 88, 269; *Amer. J. Sci.* (3), 1892, 43, 475; 44, 42; *Amer. Chem. J.* 1896, 18, 847; *Zeit. physikal. Chem.* 1899, 28, 523.

³ Abegg, *Zeit. anorg. Chem.* 1906, 50, 403.

crystallises in small prisms which taste like potassium chlorate, and of which 2·8 parts dissolve in 100 parts of water at 4·7° and 5·1 parts at 19°:

Rubidium Perchlorate, RbClO_4 , is a granular powder consisting of glittering microscopic crystals belonging to the rhombic system. When heated below redness it decomposes into rubidium chloride and oxygen. 100 parts of water dissolve 1·085 parts of the salt at 21·3°.

Normal Rubidium Sulphate, Rb_2SO_4 , exists as large rhombic crystals which taste like potassium sulphate. 100 parts of water dissolve 42·6 parts of this salt at 10° and 81·8 at 100°.

Rubidium Pentasulphide, Rb_2S_5 , can readily be obtained in dark-red crystals by heating a solution of the monosulphide with sulphur in a current of hydrogen.¹ This compound deliquesces and decomposes in moist air, has the sp. gr. 2·618 and melts at 223°.

Rubidium Selenate, Rb_2SeO_4 , has the density 3·9; 100 parts of water dissolve 158·9 parts of the salt at 12° (Tutton).

Rubidium Nitrate, RbNO_3 , crystallises in needles or prisms, and is very soluble in water, 100 parts of which dissolve at 0° 19·5, and at 100° 452 parts of this salt. It can be distinguished from nitre, inasmuch as it readily dissolves in concentrated nitric acid.

Rubidium Carbonate, Rb_2CO_3 .—The normal salt is obtained by decomposing the sulphate with baryta water and evaporating the filtrate with ammonium carbonate. It is a deliquescent powder which is very soluble in water. If the solution of this salt be saturated with carbon dioxide, and allowed to evaporate over sulphuric acid, glittering prisms of the acid salt, HRbCO_3 , are obtained; these have a cooling taste and are easily soluble in water.

DETECTION AND ESTIMATION OF RUBIDIUM.

180 The rubidium salts when brought into the non-luminous gas flame impart to it a tint of a rather more red shade than is produced by the potassium salts.

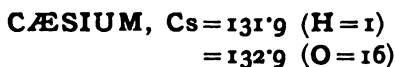
The flame spectrum (p. 150) exhibits two characteristic lines in the violet $\text{Rb}\alpha$ (4202) and $\text{Rb}\beta$ (4216). These are the most valuable as the means of recognising the rubidium salts. Two

¹ Biltz and Wilke-Dörfurt, *Ber.* 1905, **38**, 123.

other rubidium lines, $Rb\delta$ (7950) and $Rb\gamma$ (7799), are seen at the red end of the spectrum; they are both less refrangible than the red potassium lines. Besides these several other characteristic lines occur. The spectrum reaction for rubidium is so delicate that 0.002 mgrm. can be readily detected (Bunsen).

Rubidium can be estimated in the same way as potassium, either by precipitation as the platinichloride or the perchlorate.¹

Bunsen determined the atomic weight of the metal by precipitating the pure chloride by silver nitrate. He found as a mean result the number 84.8 ($H=1$) for the atomic weight of rubidium, and Grandeau obtained a closely corresponding number by the analysis of the sulphate, the same number being also found by Godeffroy, whilst Archibald by the analysis of the bromide found the number 84.841 ($H=1$); 85.485 ($O=16$).² The most probable value at present accepted (1907) is 84.9 ($H=1$); 85.5 ($O=16$).



181 This metal is remarkable not only as having been the first one discovered by spectrum analysis, but also because even before Bunsen's discovery of this metal, chemists had investigated certain cæsium compounds, which, however, they had mistaken for potassium salts. Thus, in the year 1846, Plattner analysed a rare mineral found in the island of Elba, and termed Pollux,³ with the following result:—

Silica	46.20
Alumina	16.39
Ferric oxide	0.86
Potash	16.51
Soda	10.47
Water	2.32
	<hr style="width: 100%; border: 0.5px solid black;"/>
	92.75

Plattner, being a careful experimentalist, sought for an explanation of the fact that his analyses did not add up to 100 parts

¹ See also *Gazzetta*, 1903, 33, ii. 189.

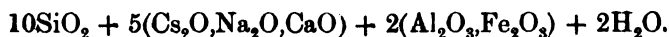
² *Journ. Chem. Soc.* 1904, 776.

³ *Pogg. Ann.* 1846, 69, 443.

although he searched in vain for all other constituents. The explanation of the enigma was given by the discovery of cæsium, for Pisani,¹ in the year 1864, found on analysis of another sample of the same mineral that the alkali which Plattner had mistaken for potassium is in reality cæsium. His analysis gave the following numbers:—

Silica	44·03
Alumina	15·97
Ferric Oxide	0·68
Lime	0·68
Cæsia	34·07
Soda	3·88
Water	2·40
	101·71

If we now calculate the quantity of cæsium oxide corresponding to the amount of potash found by Plattner as the platinum double salt, we obtain the number 35·69; if we next subtract the weight of the chloride of cæsium thus found from the weight of the mixed chlorides of cæsium and sodium as found by Plattner, we obtain the number 1·72 as the amount of soda present. These numbers correspond satisfactorily with Pisani's results, especially when we remember that the quantity of mineral analysed by Plattner was very small. Both analyses, therefore, lead to the formula for pollux of—



It has already been mentioned under rubidium that cæsium occurs generally together with this and the other alkali metals. Cæsium alone is found in the mineral waters of Frankhausen, of Monte Latino in Tuscany, as well as in the Wheal Clifford Spring, one liter of this latter water containing 1·71 mgrms. of cæsium chloride (Yorke). It is a remarkable fact that plants do not take up any cæsium compounds from the soil, and in absence of potassium compounds, cæsium acts as a poison upon vegetable life (Lucanus). The sources from which cæsium is derived, and its separation from other metals and finally from rubidium, have already been described under the latter metal. Cæsium was obtained by Setterberg by the electrolysis of a mixture of cæsium and barium cyanides, and by Beketoff by

¹ *Compt. Rend.* 1865, 60, 714.

heating caesium hydroxide with aluminium to a bright red heat in a nickel retort. It can also be prepared by heating the carbonate¹ or hydrate² with magnesium or the chloride with calcium³ in a vacuum. The metal is of a silver-white colour, takes fire when heated in the air, melts at 26·4°, boils at 670° (Ruff and Johannsen) and has a specific gravity of 1·88 at 15°.⁴ When exposed to the air it gradually melts and takes fire, and when thrown into water it remains on the surface and burns with a reddish violet flame (Graefe and Eckardt). In the presence of mercury an amalgam is formed which is more electro-positive than rubidium amalgam, and hence metallic caesium is the most electro-positive of the metals.

COMPOUNDS OF CÆSIUM

182 The caesium compounds are isomorphous with those of potassium, rubidium and ammonium (p. 222). They colour the flame of a still more reddish tint than the salts of rubidium.

Caesium Monoxide, Cs_2O , may be obtained by exposing caesium to an insufficient amount of oxygen in a silver boat, exhausting the apparatus and distilling off the excess of metal.⁵ It forms orange-red crystals, which become darker when heated and melt at 450—500° and then lose caesium, forming a higher oxide. It absorbs water and carbon dioxide from the air and is rendered incandescent by the addition of water, a colourless solution of the hydroxide being produced.

Caesium Hydroxide, CsOH , is obtained by a process similar to that by which rubidium hydroxide is prepared, and resembles it closely.

Peroxides of Caesium.—When molten caesium is exposed to oxygen and the mass heated to 300—350°, the *peroxide*, CsO_2 , is formed as a yellow crystalline powder, which readily dissociates when further heated and is decomposed by water with formation of caesium hydroxide and hydrogen peroxide and evolution of oxygen. This oxide is also formed by the

¹ Erdmann and Menke, *J. Amer. Chem. Soc.* 1899, 21, 259.

² Graefe and Eckardt, *Zeit. anorg. Chem.* 1899, 22, 158.

³ Hackspill, *Compt. Rend.* 1905, 141, 106.

⁴ Setterberg, *Annalen*, 1882, 211, 100; Eckardt and Graefe, *Zeit. anorg. Chem.* 1900, 23, 378. See also Menke, *J. Amer. Chem. Soc.* 1899, 21, 420.

⁵ Rengade, *Compt. Rend.* 1906, 143, 592.

action of oxygen on caesium dissolved in liquid ammonia, the oxides Cs_2O_2 and Cs_2O_3 being obtained as intermediate products.¹

Cæsium Chloride, CsCl , crystallises in small cubes of sp. gr. 3·972 which melt at a dull red heat, and volatilise even more readily than potassium chloride. It is very hygroscopic and deliquesces in moist air; 100 parts of water dissolve 174·7 parts of the salt at 10°. The *bromide*, sp. gr. 4·38, and *iodide* are similar to the corresponding potassium salts. Like the rubidium haloids, the caesium derivatives form a very large number of well-crystallised double salts with other metallic haloids. A number of polyhaloid salts are also known, most of which are crystalline; among these may be mentioned CsBr_3 , CsBr_5 , CsI_3 , CsI_5 and CsCl_4I (Wells, Penfield and Wheeler). The polyiodide CsI_9 exists at 25°, but has not been isolated (Abegg).

Cæsium Pentasulphide, Cs_2S_5 , is prepared in a similar manner to the rubidium compound, which it closely resembles. The crystals, however, do not deliquesce in the air, but undergo a gradual oxidation. The melting point is 202°.

Normal Cæsium Sulphate, Cs_2SO_4 , forms short, hard, prismatic crystals of sp. gr. 4·24, insoluble in alcohol though readily soluble in water. The *acid salt*, CsHSO_4 , crystallises in rhombic prisms.

Cæsium Selenate, Cs_2SeO_4 , has the sp. gr. 4·4528; 100 parts of water dissolve 244·8 parts of the salt at 12°.²

Cæsium Nitrate, CsNO_3 , crystallises in small glittering prisms which possess the cooling taste of saltpetre, and are slightly soluble in alcohol. 100 parts of water at 3·2° dissolve 10·58 parts of this salt. It has the sp. gr. 3·687, and melts at 414°.

Normal Cæsium Carbonate, Cs_2CO_3 .—This salt separates out from a syrupy solution in the form of ill-defined hydrated deliquescent crystals. They melt on heating, leaving a residue of the anhydrous salt as a sandy powder. It is soluble in absolute alcohol. 100 parts of alcohol dissolve at 19°, 11·1, and at the boiling point, 20·1 parts of the anhydrous salt. The *acid salt*, CsHCO_3 , crystallises from aqueous solution in large prisms.

Cæsium Hydride,³ CsH , and *Cæsium Amide*,⁴ CsNH_2 , closely resemble the corresponding potassium compounds.

¹ Rengade, *Compt. Rend.* 1905, **140**, 1183; 1906, **142**, 1149.

² Tutton, *Journ. Chem. Soc.* 1897, 846.

³ Moissan, *Compt. Rend.* 1903, **136**, 587.

⁴ Rengade, *Compt. Rend.* 1905, **140**, 1536.

DETECTION AND ESTIMATION OF CÆSIUM.

The spectrum of cæsium contains, in addition to the two characteristic bright blue lines $Cs\alpha$ and $Cs\beta$ (4555 and 4593), several other less distinct lines.

The atomic weight of cæsium has been ascertained by the analysis of the halogen salts by means of silver nitrate. Johnson and Allen as well as Bunsen thus obtained the number 132.0, whilst Godeffroy obtained the number 131.6.

Richards and Archibald¹ by the analysis of the chloride and bromide and by heating the nitrate with silica have obtained the value 131.874 ($H=1$), 132.879 ($O=16$). The material employed was purified by recrystallisation of the dichloriodide, $CsCl_2I$. The value at present accepted (1907) is 131.9 ($H=1$), 132.9 ($O=16$).

AMMONIUM COMPOUNDS.

183 The name *volatile alkali* was long ago given to ammonia as pointing out its similarity to the fixed alkalis potash and soda. In 1808, Seebeck made the interesting discovery that when mercury is brought into a strong aqueous solution of ammonia, and an electric current passed through it, the metal increases rapidly in bulk, giving rise to an amalgam-like mass. The same observation was made almost simultaneously by Berzelius and Pontin, whilst Davy, as soon as he was informed of the fact, repeated the experiment and discovered that a piece of sal-ammoniac moistened with water might be employed instead of aqueous ammonia. Davy also noticed that the same amalgam-like mass is formed when an amalgam of potassium is thrown into a concentrated solution of sal-ammoniac. Hence he, like Berzelius, came to the conclusion that ammonia must contain oxygen, and that in this experiment it, like potash and soda, had been reduced by the electricity to a metal-like body. To this metal-like substance, which was supposed to exist in this amalgam, they gave the name of *ammonium*. This view of the constitution of the ammonium compounds was objected to by Gay-Lussac and Thénard, who, from their experiments on the subject carried out in the year 1809, concluded that the forma-

¹ *Zeit. anorg. Chem.* 1903, **34**, 353.

tion of the amalgam is due to a combination of the ammonia with hydrogen. They arrived at this result from observing that the amalgam undergoes rapid spontaneous decomposition into mercury, ammonia, and hydrogen gas. Arguing from analogy, the French philosophers were inclined to believe that in like manner potassium and sodium could not be considered to be true metals, but were rather the hydrogen compounds of the alkalis. In reply to these objections, Davy and Berzelius showed that the hydrogen which was evolved might arise from the decomposing action of the metallic ammonium upon the water which adhered to it, in the same way as hydrogen is evolved when sodium and potassium are thrown into water. Berzelius continued for many years to hold the view that oxygen is contained in ammonia, and he explained the fact that this element could not be detected in the ammonia, by assuming that nitrogen itself is an oxide of an element hitherto not isolated, to which he gave the name of *nitricum*.

Ampère was the first, in the year 1816, to endeavour to explain the analogy of the ammoniacal salts with those of the fixed alkalis. He showed that the differences in composition between the salts of a fixed and those of the volatile alkali disappear when we assume that, in the latter class of salts, a compound radical exists composed of one volume of nitrogen to four volumes of hydrogen, so that sal-ammoniac or hydrochloride of ammonia may be regarded as the chloride of the metal-like substance to which the name of ammonium had been given. In 1820 Berzelius gave up his old view and accepted the ammonium theory. He showed that aqueous ammonia must be regarded as a solution of ammonium oxide, and assumed that when anhydrous ammonia unites with a hydrogen acid (a substance to which we now give the simple name of acid) the ammonia combines with the hydrogen of the acid to form the metal-like radical ammonium, and that this becomes an oxide by union with the oxygen of the water.

According to our present views the ammonium salts are considered as being derived from acids by the replacement of their hydrogen by the radical ammonium, NH_4 . These salts are isomorphous with the salts of potassium, rubidium and caesium, and otherwise exhibit a close analogy with them (p. 222).

Ammonium Amalgam.—This substance, whose existence has already been mentioned, is formed when a piece of moistened

sal-ammoniac is laid in a platinum basin, a small quantity of mercury poured upon it, and this brought in contact with the negative pole of an electric battery, the positive pole being connected with the platinum basin. It may be obtained, still more readily, by throwing sodium amalgam containing 1 per cent. of sodium into a concentrated solution of sal-ammoniac. The mercury increases in bulk to upwards of twenty times its original volume, and then contains from 0.6 to 0.9 per cent. of its weight of ammonium. It is also produced by the action of sodium amalgam on ammonium chloride dissolved in liquid ammonia at -35° .¹ This amalgam forms, at the ordinary temperature, a light, soft, buttery mass which at -80° becomes a very hard metallic mass, and begins to liquefy at -40° , and decomposes, even at -29° , with evolution of two volumes of ammonia and one volume of hydrogen.

The nature of this remarkable substance has been the subject of much discussion. Some chemists have supposed that it must be regarded merely as a solution of ammonia and hydrogen in mercury or as a metallic froth. Against this view, however, it is to be remembered that neither of these gases, either alone or when mixed together, dissolves at all in mercury. Others again support the view that ammonium amalgam is a true amalgam containing the metallic radical ammonium. Ammonium amalgam differs, however, from the amalgams of the alkali metals, inasmuch as it does not reduce the salts of silver and copper at the ordinary temperature,² and this fact was for long considered to be strong evidence against this opinion. It has, however, been found that at 0° this reduction readily occurs and that the amalgam is even capable of reducing the salts of cadmium and zinc.³ The view that ammonium amalgam is in reality analogous to the amalgams of sodium and potassium is confirmed by the fact that the depression of the freezing point of mercury produced by the presence of the ammonium is similar to that produced by sodium or potassium.⁴ Moreover the effect of the amalgam on the magnitude of polarisation of a battery is quite comparable with that of the amalgams of the alkali metals.⁵

¹ Moissan, *Compt. Rend.* 1901, 133, 803.

² Landolt, *Annalen*, 1868, Suppl. 6, 342.

³ Coehn, *Zeit. anorg. Chem.* 1900, 25, 430.

⁴ Rich and Travers, *Journ. Chem. Soc.* 1906, 872.

⁵ Le Blanc, *Zeit. Phys. Chem.* 1890, 5, 467.

When ammonium amalgam decomposes, it appears to give off positively charged ions, the nature of which is unknown.¹

All efforts to isolate the radical ammonium, either from the amalgam or from the salts, have hitherto failed. It does not appear to be produced by the electrolysis of ammonium iodide in liquid ammonia at $-95^{\circ}2$; nor is it formed in various reactions, such as the interaction of calcium with ammonium chloride at a low temperature in presence of liquid ammonia.³ In all these cases ammonia and hydrogen are the products, and hence it is probable that "ammonium," if it be capable at all of an independent existence, can only exist at very low temperatures.

Potassammonium and Sodammonium.—When metallic potassium or sodium is added to liquid ammonia, solution takes place and when the blue liquid is allowed to evaporate a copper-coloured mass remains which has the composition NH_3K or NH_3Na .

Similar substances are formed by lithium, rubidium, caesium, calcium, strontium and barium.⁴ They are also formed when ammonia is passed over these metals, and for each metal there is a limit of temperature above which the change does not occur. It has hitherto been supposed that these substances are compounds of ammonia with the metals in question, but the experiments of Ruff and Geisel⁵ show that in all probability the change consists simply in the formation of a solution of the metal in ammonia, the copper-coloured residue being composed of the solid metal and its saturated solution, which can be separated by filtration through a cloth under pressure.

All the solutions of the metals in ammonia gradually decompose, forming the amide of the metal and free hydrogen, the change being much accelerated by the addition of platinised asbestos.

The metals in this form are extremely reactive, and these solutions have been employed in the preparation of many metallic compounds.

Ammonium Peroxide.—A crystalline compound of the composition $(\text{NH}_4)_2\text{O}_2 \cdot \text{H}_2\text{O}_2$, is formed when ethereal solutions of

¹ Coehn, *Chem. Centr.* 1906, ii, 409; *Zeit. Elektrochem.* 1906, 12, 609.

² Ruff, *Ber.* 1901, 34, 2604.

³ Moissan, *Compt. Rend.* 1901, 133, 715, 771.

⁴ Joannis, *Ann. Chim. Phys.* 1906 (8), 7, 5; Roederer, *Compt. Rend.* 1905, 140, 1252; Moissan, *Compt. Rend.* 1892, 127, 685; 1901, 133, 715; 1903, 136, 1177.

⁵ *Ber.* 1906, 39, 828.

ammonia and hydrogen peroxide are mixed and cooled to -40° . It decomposes slowly at this temperature into ammonia and hydrogen peroxide, but at the ordinary temperature yields ammonia, water and oxygen, a small amount of ammonium nitrite being also formed.¹

AMMONIUM AND THE HALOGENS.

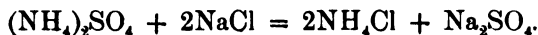
184 *Ammonium Fluoride*, NH_4F , is obtained by saturating hydrofluoric acid with ammonia. The commercial hydrofluoric acid, however, generally contains lead and other metals which must be previously removed by the addition of a small quantity of ammonium carbonate and sulphide. The clear acid liquid is saturated with solid ammonium carbonate and then evaporated in a platinum basin, ammonium carbonate being added at intervals to prevent the formation of the acid fluoride. Ammonium fluoride crystallises in hexagonal tablets or prisms. It has a sharp saline taste and deliquesces in moist air, is more easily soluble in water than sal-ammoniac, and decomposes at the ordinary temperature when in the moist state. It decomposes silicates on being heated with them with evolution of silicon tetrafluoride, and hence it is largely used in mineral analysis and for etching upon glass. This may be readily accomplished by allowing a solution of the salt to dry upon the place which it is desired to etch. It cannot be preserved in glass bottles, but must be kept in vessels either of platinum, silver, or gutta-percha.

Hydrogen Ammonium Fluoride, $\text{NH}_4\text{F}\cdot\text{HF}$, is formed when a solution of the normal salt is evaporated at a temperature of about 40° . It crystallises in colourless rhombic prisms which deliquesce slightly in the air and on heating evolve highly irritating and acrid fumes.

Ammonium Chloride, NH_4Cl .—The history of this salt, well known under the name of sal-ammoniac, has already been given in Vol. I., p. 493. It is found in the fumeroles of Vesuvius, Etna, Hecla, and other volcanoes, as well as in the cracks and fissures in recent lava streams. Its formation has also been observed when large masses of coal undergo combustion, as when a coal pit is on fire. The salt has also been observed in guano from the Chincha Islands.

¹ Melikoff and Pissarjewsky, *Ber.* 1897, **30**, 3144; 1898, **31**, 152, 446.

Sal-ammoniac originally served as the source from which all the ammoniacal salts were prepared. At present, however, these are usually obtained from ammonium sulphate, which is prepared from the ammoniacal liquor of the gasworks on an enormous scale. For the manufacture of the chloride, gas liquor is sometimes distilled with lime in the manner described under ammonium sulphate, and the ammonia evolved absorbed in hydrochloric acid of sp. gr. 1.1 contained in a stone saturator. More usually now, a crude fairly concentrated *liquor ammoniac* is first prepared by the distillation of gas-liquor, as described in Vol. I., p. 500, and then neutralised with hydrochloric acid, or a solution of ammonium sulphate is boiled with the equivalent quantity of sodium chloride, when double decomposition takes place :



The sodium sulphate separates first on concentration and is removed by "fishing." The solution of ammonium chloride obtained by any of these methods is then evaporated to the crystallisation point, and the crude product purified by recrystallisation or more frequently by sublimation. The vessel employed for this purpose consists of two parts. The lower one is either a semicircular earthenware vessel embedded in an iron one, or consists entirely of a cast-iron basin. The sal-ammoniac in the solid state is brought into this, and then a semicircular dome-like cover, either of earthenware, lead, or iron, is placed over it, and this is luted tight with clay. In the centre of the dome there is an opening which is left open during the sublimation. Pure sal-ammoniac is also obtained by employing the same apparatus, but, instead of the impure salt, a mixture of common salt, NaCl, and ammonium sulphate, $(\text{NH}_4)_2\text{SO}_4$, is heated, when sodium sulphate remains behind, sal-ammoniac subliming as before.

Pure ammonium chloride is colourless and odourless and has a sharp saline taste. It crystallises from a saturated solution in arborescent or feather-like growths which consist of an aggregation of small regular octahedra, and other forms of the regular system (class 29, p. 185), so that the crystals appear to belong to the hexagonal or tetragonal system (Fig. 146). From a solution containing urea, sal-ammoniac crystallises in cubes. When the salt is sublimed, and the vapour quickly cooled, it is precipitated in the form of a light crystalline powder known as flowers of sal-

ammoniac. The common sublimed sal-ammoniac is a semi-transparent, fibrous, crystalline mass, which is so tough that it is difficult to powder. For the purpose of obtaining it in a fine powder, a concentrated solution is evaporated down and constantly stirred.

When sal-ammoniac dissolves in water a considerable reduction of temperature takes place; 30 parts of salt dissolve in 300 parts of water at 13.3° and the temperature is reduced to -5.1° (Rüdorff). 100 parts of water dissolve at 0° , 29.7, at 10° , 33.3, and at 110° , 83.8 parts of the salt; the boiling point of the saturated solution is 115.6° .

Sal-ammoniac is very sparingly soluble in absolute alcohol, of which 100 parts dissolve 0.62 part of the salt at 19° . The specific gravity of sal-ammoniac is 1.52.

The salt is slightly hydrolysed in aqueous solution¹ and, when the solution is boiled, ammonia escapes in small quantity and the liquid, which is at first neutral to litmus, becomes slightly acid. It is not volatile at the ordinary temperature of the air, but at higher temperatures it evaporates completely, giving rise to a colourless vapour, which, according to Bineau, has the specific gravity 0.89, corresponding to a vapour density of 13.345, whilst the molecular formula, NH_4Cl , requires a density of 26.69. From the fact of the abnormal density it has been argued that the sal-ammoniac vapour consists of a mixture of equal molecules of ammonia and hydrochloric acid. The truth of this supposition was first experimentally demonstrated by Pebal,² who allowed the vapour of sal-ammoniac to diffuse into an atmosphere of hydrogen, when the lighter ammonia was found to diffuse out and the heavier hydrochloric acid to remain behind. Karl von Than³ then showed that if ammonia and hydrogen chloride be brought together at a temperature of upwards of 350° , at which point sal-ammoniac is gaseous, no change either of temperature or of the volume of the gases is observed, whereas if chemical union had taken place a change

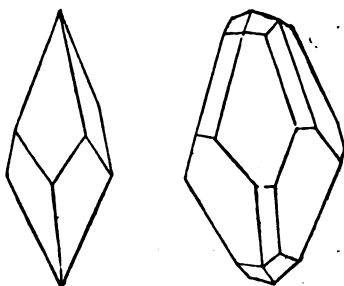


FIG. 146.

¹ Veley, *Journ. Chem. Soc.* 1905, 26.

² *Annalen*, 1862, 123, 199.

³ *Annalen*, 1864, 131, 129.

of both of these would naturally have been expected. Marignac¹ further observed that in the volatilisation of sal-ammoniac nearly the same amount of heat is absorbed as is evolved when ammonia and hydrochloric acid combine. It has also been shown that under diminished pressure and in an atmosphere of ammonia, the vapour density of ammonium chloride is 1.68—1.71, showing that under these conditions nearly the whole of the ammonium chloride volatilises without dissociation,² whilst if the ammonium chloride employed be absolutely dry it has the normal vapour density even under atmospheric pressure.³

This fact of the dissociation of sal-ammoniac can be readily shown by igniting a small piece of the solid in a closed platinum crucible. On removing the lid after the salt has been volatilised, and plunging a moistened piece of blue litmus paper into the crucible, the litmus paper will be turned bright red, proving the presence of free hydrochloric acid, the lighter ammonia having escaped.

Sal-ammoniac is used in medicine. In former days that which came from Egypt was especially esteemed as a drug. Large quantities are used in the processes of dyeing, and workers in metal employ it in the processes of soldering and tinning, as at a high temperature it either reduces the metallic oxide or converts it into fusible chloride and thus gives rise to a bright metallic surface. It is also of value in the laboratory both as a reagent and as a convenient source of ammonia.

Ammonium Bromide, NH_4Br , is very soluble in water, and crystallises in white cubes which taste like sal-ammoniac.

Ammonium Iodide, NH_4I , is best obtained by saturating ammonia with hydriodic acid. It crystallises in colourless cubes readily soluble in water and in alcohol. It deliquesces in moist air and gradually assumes a yellow colour due to the slow liberation of iodine.

A *dibromiodide*, $\text{NH}_4\text{Br}_2\text{I}$, analogous in composition to the rubidium trihalogen compounds, has been described.⁴

Ammonium Chlorate, NH_4ClO_3 .—When ammonia is saturated with chloric acid and the solution evaporated, this salt crystallises out in small needles which have a strongly acid taste and are very soluble in water and slightly soluble in absolute

¹ *Compt. Rend.* 1869, **68**, 877.

² Neuberger, *Ber.* 1891, **24**, 2543.

³ H. B. Baker, *Journ. Chem. Soc.* 1894, 615.

⁴ Jackson and Derby, *Amer. Chem. J.* 1900, **24**, 15.

alcohol. Heated to 102° the salt decomposes (Wächter), chlorine, oxygen, nitrous oxide and aqueous vapour being evolved and sal-ammoniac remaining behind. Occasionally the salt undergoes spontaneous decomposition. When thrown on to a hot plate it decrepitates like ammonium nitrate.

Ammonium Perchlorate, NH_4ClO_4 , is obtained by saturating ammonia with perchloric acid. It forms rhombic crystals, which are isomorphous with potassium perchlorate and dissolve in five parts of cold water.

It has been employed as a constituent of explosives, for which purpose it may be prepared by the interaction of concentrated solutions of ammonium nitrate and sodium perchlorate.¹

AMMONIUM AND SULPHUR.

185 The method of preparing volatile compounds of sulphur has long been known. Thus, for instance, the writer who assumed the name of Basil Valentine states that a blood-red oil may be obtained by distilling together common sulphur, quicklime and sal-ammoniac. He also says: "Take grey sulphur and quicklime a pound, sal-ammoniac a fourth part; rub these together, when a splendid red oil is obtained, which fixes and refines." Beguin was also acquainted with this mode of preparation in the seventeenth century, and this salt was known as *spiritus sulphuris volatilis Beguinii*. Boyle in 1663 observed that the vapours of this body possessed the power of blackening metals, and he therefore termed it a volatile tincture of sulphur, and this same substance was known to the later chemists as *spiritus fumans Boylei*. This is a mixture of several sulphides of ammonium. Boerhaave in 1732 was the first to mention the fact that flowers of sulphur dissolve in ammonia, the substance thus obtained being known as volatile liver of sulphur. The preparation of the compound by leading sulphuretted hydrogen into ammonia was described by Kirwan in 1786.

Ammonium Sulphide, $(\text{NH}_4)_2\text{S}$, is obtained in colourless micaceous crystals by passing a mixture of sulphuretted hydrogen with a slight excess of ammonia into a vessel cooled to -18° , ammonium hydrosulphide being also formed. At the same time a very volatile liquid is condensed, which has the composition $(\text{NH}_4)_2\text{S}, 2\text{NH}_3$. Ammonium sulphide readily dissolves in

¹ Alvisi, *Gazzetta*, 1899, 29, i. 121, 478.

water, but the properties of the solution render it probable that it is at the same time partially dissociated into ammonium hydrosulphide and ammonia.¹

Ammonium Hydrosulphide, NH_4HS , is obtained by mixing sulphuretted hydrogen and ammonia in equal volumes at the ordinary temperature, and forms a porcelain-like mass; it is also formed if the sulphuretted hydrogen be present in slight excess, but is not the only product in presence of excess of ammonia. Its aqueous solution is obtained by saturating ordinary strong ammonia solution, diluted with four times its volume of water, with sulphuretted hydrogen, the strongest solution obtainable containing 16–19 per cent. of NH_4HS . If the solution of ammonia be more concentrated, compounds of the general formula $(\text{NH}_4)_2\text{S}_x\text{NH}_4\text{HS}$ are formed, the value of x decreasing step by step with the increase in the concentration of the solution. Thus with ammonia of specific gravity 0.880 the compound formed has the composition $(\text{NH}_4)_2\text{S}_2\text{NH}_4\text{HS}$, and separates, when the solution is cooled to 0° , in leaf-like crystals. Crystals having the composition $(\text{NH}_4)_2\text{S}_6\text{NH}_4\text{HS}$, $(\text{NH}_4)_2\text{S}_{12}\text{NH}_4\text{HS}$, and $(\text{NH}_4)_2\text{S}_{18}\text{NH}_4\text{HS}$ have also been prepared. The ammonium sulphide solution employed in the laboratory consists, therefore, of ammonium sulphide, hydrosulphide, hydroxide, and free ammonia in proportions varying with the concentration, and it also almost always contains a small quantity of polysulphides, which impart to it a yellow colour, these being formed by the action of the solution on the sulphur obtained from its partial oxidation.

Ammonium Polysulphides.—Compounds containing more sulphur than the foregoing are obtained by the action of sulphur on solutions of ammonium sulphide; these were first examined by Fritsche, who described the tetrasulphide $(\text{NH}_4)_2\text{S}_4$, the pentasulphide $(\text{NH}_4)_2\text{S}_5$, and the heptasulphide $(\text{NH}_4)_2\text{S}_7$, and regarded these as formed by the direct addition of sulphur to ammonium sulphide. The subject has been again investigated by Bloxam,² who has found that the formation of these compounds does not proceed in so simple a manner. The solution of ammonium sulphide, which as above mentioned usually contains the hydrosulphide, sulphide and free ammonia, acts on the sulphur with evolution of sulphuretted hydrogen and formation of two tetrammonium polysulphides, viz., the *enneasulphide* $(\text{NH}_4)_4\text{S}_9$ and the *heptasulphide* $(\text{NH}_4)_4\text{S}_7$,

¹ Bloxam, *Journ. Chem. Soc.* 1895, 283.

² *Journ. Chem. Soc.* 1895, 283.

both of which crystallise in yellow needles, containing respectively seven and four molecules of water. These compounds by their decomposition give rise to the diammonium polysulphides, of which the following have been obtained in the crystalline form :

Ammonium tetrasulphide, $4(\text{NH}_4)_2\text{S}_4, \text{H}_2\text{O}$.

Ammonium pentasulphide, $(\text{NH}_4)_2\text{S}_5, \text{H}_2\text{O}$.

Ammonium heptasulphide, $3(\text{NH}_4)_2\text{S}_7, 4\text{H}_2\text{O}$.

Ammonium enneasulphide, $2(\text{NH}_4)_2\text{S}_9, \text{H}_2\text{O}$, and $5(\text{NH}_4)_2\text{S}_9, 4\text{H}_2\text{O}$.

186 Normal Ammonium Sulphate, $(\text{NH}_4)_2\text{SO}_4$.—We find this salt mentioned by Libavius, but more accurately described by Glauber, who recommended its use as a medicine. It was long known by the name of *sal ammoniacum secretum Glauberi*. This salt is found in certain volcanic districts, especially in the neighbourhood of the boric acid fumeroles of Tuscany, and it is termed by mineralogists mascagnite. Ammonium sulphate is prepared on the large scale by heating ammoniacal gas liquor with milk of lime and passing the ammonia evolved into sulphuric acid. The distillation is best carried out in a continuous still, the construction of which is analogous to the well-known Coffey still, used in the distillation of alcohol. A typical form of still, devised by Feldmann,¹ is shown in Fig. 147. The ammoniacal liquor passes from the storage tank *a* into the supply tank *b*, and thence through the economiser *J*, where it is warmed by the hot waste gases coming from the saturator *E*. It flows thence into the top chamber of the column *A*, falls from chamber to chamber by the overflow pipes *a*, and is subjected in each to a current of steam subdivided into a number of small streams, which completely removes the whole of the volatile ammonia, *i.e.*, the ammonia present as sulphide and carbonate. In the chamber *B* it is mixed with milk of lime introduced by the pump *G*, and then passes into the top of the second column *C* where it is again subjected to the action of the current of steam and freed from the fixed ammonia, *i.e.*, that present as sulphate, chloride, thiosulphate, thiocyanate, &c., the acids remaining in combination with the lime. The waste liquor passes away from the bottom *D*, and is almost completely freed from ammonia.

The steam required is introduced by the pipe *g* into the bottom of the column *C*, passes from the top to the bottom of *A*, and leaves the latter, carrying with it the whole of the

¹ Patent No. 3643 (1882).

ammonia, sulphuretted hydrogen, and carbon dioxide, by the pipe I, through which it is conveyed to the saturator E, which consists of an iron or wooden tank lined with lead and filled with sulphuric acid of 142° Tw. The latter absorbs the ammonia, forming ammonium sulphate, which is fished out as it separates and allowed to drain, the waste gases being retained within the bell F, and passing thence through the economiser J,

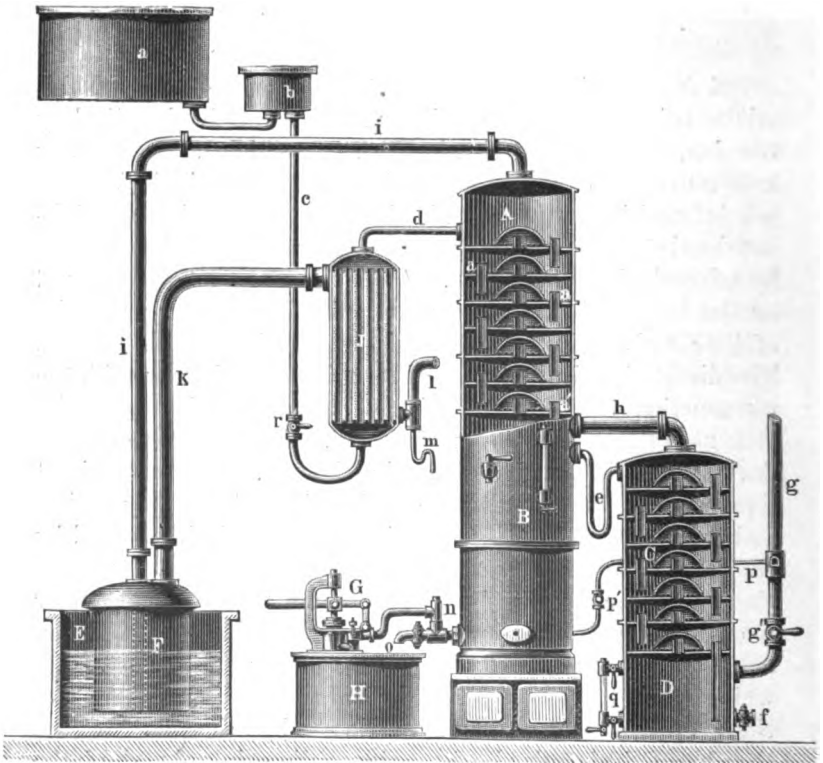


FIG. 147.

to the pipe I, by which they are conveyed to plant for further treatment and prevention of nuisance arising from them.

These gases consist chiefly of sulphuretted hydrogen and carbonic acid, with some hydrocyanic acid and hydrocarbon vapours, and small amounts of other impurities, and they are usually treated for the recovery of the sulphur. In some cases they are burnt with the requisite quantity of oxygen in a Claus kiln (p. 301) and the sulphur recovered as such, but in most cases the sulphuretted hydrogen is removed by absorp-

tion with oxide of iron, as in the purification of coal-gas (Vol. I., p. 852). Other methods of treatment are to burn the gas completely and pass the products of combustion with those from pyrites burners into sulphuric acid chambers, or where no chambers are available, into a tower containing limestone, down which water flows, the sulphur being thus converted into a solution of calcium sulphite.

The ammonium sulphate thus obtained is always slightly damp and contains a small quantity of free acid, but may be purified by recrystallisation. It forms large transparent crystals isomorphous with those of potassium sulphate, has a specific gravity of 1.77, and a sharp, bitter and saline taste. 100 parts of water dissolve at 0°, 71 parts, and at 100°, 103.3 parts of the salt, but it is only slightly soluble in aqueous alcohol and insoluble in absolute alcohol.

Ammonium sulphate is used for the manufacture of other ammonium salts, but its chief employment is as a nitrogenous manure, this salt and Chili saltpetre being the two chief sources of inorganic nitrogenous matter employed in agriculture. It is estimated that in 1905 the world's consumption of these salts for manurial purposes was no less than 1,267,000 tons of Chili saltpetre, and about 500,000 tons of ammonium sulphate.¹ The whole of the ammonia of commerce, as already mentioned, is obtained as a by-product in the distillation of coal, by far the greatest quantity being obtained from the coal-gas manufacture. Increasing quantities of ammonia are, however, being recovered in other industries where coal is distilled, namely, from coke-ovens, blast-furnaces, shale-works, bone-works, and in the manufacture of producer gas from bituminous fuel (Vol. I., p. 871). The following table gives the amount of ammonium sulphate produced in the United Kingdom from these sources in the years 1903-4-5.²

	1905.	1904.	1903.
Gas-works . . .	155,957	150,208	149,489 tons
Iron-works . . .	20,376	19,568	19,119 "
Shale-works . . .	46,344	42,486	37,353 "
Coke-oven works . . .	30,732	20,848	17,438 "
Producer gas and carbonising works (bone and coal) . . .	15,705	12,880	10,265 "
Total . . .	269,114	245,990	233,664 tons

¹ Guye, *J. Soc. Chem. Ind.* 1906, 568.

² Chief Inspector's Forty-Second Annual Report on Alkali Works, 1905, 25.

Ammonium Persulphate, $(\text{NH}_4)_2\text{S}_2\text{O}_8$.—This salt is obtained by the electrolysis of a solution of ammonium sulphate in dilute sulphuric acid, and crystallises in large prisms, which are very soluble in water.¹ In presence of silver salts it undergoes a remarkable decomposition, one-eighth of the nitrogen being oxidised to nitric acid:²



It is now prepared on the manufacturing scale for use as an oxidising agent.

Ammonium Selenate, $(\text{NH}_4)_2\text{SeO}_4$, is not isomorphous with the rhombic sulphate, but forms monoclinic crystals. In the presence of a small amount of sulphate, however, mixed crystals of the rhombic system are obtained.³

AMMONIUM AND NITROGEN.

187 *Ammonium Azoimide* or *Ammonium Nitride*, N_4H_4 or $\text{NH}_4\text{N} \begin{matrix} \text{N} \\ \diagdown \quad \diagup \\ || \\ \text{N} \end{matrix}$, is formed by neutralising a solution of azoimide

with ammonia, but is best obtained by saturating an alcoholic solution of diazohippuramide, $\text{C}_9\text{H}_8\text{NO}_2\text{NH.N} : \text{N.OH}$, with ammonia gas; it crystallises in large lustrous prisms, which become opaque and slowly volatilise in the air, and on careful heating sublime in small lustrous prisms. It is very soluble in water, has an alkaline reaction, melts and decomposes violently at 110° , and explodes with great violence when quickly heated.⁴ When it is vaporised the salt dissociates completely.⁵

Ammonium Nitrite, NH_4NO_2 , is best obtained by passing the nitrous fumes prepared by the action of nitric acid on arsenious oxide over ammonium carbonate kept cool by ice, the resulting mass being treated with alcohol, and precipitated with ether. It forms colourless deliquescent crystals which explode on heating to $60\text{--}70^\circ$, whilst in acid solution similar decompositions sometimes occur at the ordinary temperature.⁶ The solution decom-

¹ Marshall, *Journ. Chem. Soc.* 1891, 777.

² Marshall, *Proc. Roy. Soc. Edin.* 1900, 23, 163; Marshall and Inglis, *Proc. Roy. Soc. Edin.* 1902, 24, 88.

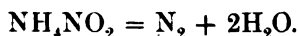
³ Tutton, *Journ. Chem. Soc.* 1906, 1059.

⁴ Curtius, *Ber.* 1891, 24, 3348.

⁵ Curtius and Rissom, *J. pr. Chem.* 1898 (2), 58, 261.

⁶ Sørensen, *Zeit. anorg. Chem.* 1894, 7, 33.

poses on heating with formation of nitrogen and water (Vol. I., p. 485):



Ammonium Nitrate, NH_4NO_3 .—This salt was first prepared by Glauber and was originally known by the name of *nitrum flammans*. It has a specific gravity of 1.72 and melts at 166°. It is tetramorphous, forming a cubic modification which is stable above 125.6°, an hexagonal modification stable from 125.6° to 82.8°, a rhombic form stable from 82.8° to 32.4°, and finally a second rhombic form stable below this temperature,¹ which is the form obtained by the evaporation of the solution at the ordinary temperature. It is very soluble in water, a large amount of heat being absorbed; 100 parts of water dissolve 118.3 parts of the salt at 0°, 241.8 parts at 30°, and 580 parts at 80°. The cryohydrate temperature is -17.35° (de Coppet). It is also easily soluble in alcohol and dissolves in liquid ammonia. When the dry salt is thrown on a red-hot plate it decomposes with the production of a yellow flame and a slight explosion, into nitrogen, water, and nitric oxide, whereas if it be gently heated it decomposes into water and nitrous oxide, a small portion of the salt subliming unchanged. It is chiefly employed in the manufacture of nitrous oxide for anæsthetic purposes, and is also used for the preparation of freezing mixtures and as a constituent of certain explosives. The salts $\text{NH}_4\text{NO}_3 \cdot 2\text{HNO}_3$, melting at 29.5°, and $\text{NH}_4\text{NO}_3 \cdot \text{HNO}_3$ have been described.²

AMMONIUM AND PHOSPHORUS.

188 *Normal Ammonium Phosphate*, $(\text{NH}_4)_3\text{PO}_4$, is obtained as a crystalline semi-solid mass when hydrogen di-ammonium phosphate is supersaturated with concentrated aqueous ammonia. It crystallises from its solution in dilute ammonia in short prismatic needles. These contain $3\text{H}_2\text{O}$ and are moderately stable in the air, but on boiling the aqueous solution two-thirds of the ammonia is evolved.

Di-ammonium Hydrogen Phosphate, $(\text{NH}_4)_2\text{HPO}_4$, occurs in guano from Ichaboe (Herapath) and is easily formed when

¹ Lehmann, *Zeit. Kryst. Min.* 1877, 1, 106; Schwarz, *Preissche, Göttingen*, 1892, 42; Tammann, *Ann. Phys. Chem.* 1899 (2), 68, 553, 629; Müller and Kaufmann, *Zeit. physikal. Chem.* 1903, 42, 497; Nicol, *Zeit. anorg. Chem.* 1897, 15, 397. Compare Wallerant, *Compt. Rend.* 1906, 142, 217.

² Groschuff, *Ber.* 1904, 37, 1486; *Zeit. anorg. Chem.* 1904, 40, 1.

a solution of phosphoric acid containing an excess of ammonia is allowed to evaporate; transparent monoclinic prisms are thus deposited.

Ammonium Dihydrogen Phosphate, $(\text{NH}_4)\text{H}_2\text{PO}_4$, is formed when aqueous phosphoric acid is added to ammonia until the solution reddens litmus paper, and is no longer precipitated by barium chloride. It crystallises in tetragonal prisms and is isomorphous with the corresponding potassium salt.

Hydrogen Ammonium Sodium Phosphate or *Microcosmic Salt*, $\text{HNaNH}_4\text{PO}_4 \cdot 4\text{H}_2\text{O}$.—The old alchemists were aware that this peculiar salt could be obtained from urine, but Marggraf was the first to examine with care the salt which crystallised from evaporated urine and to show that it contained a volatile alkali, whilst Proust found in 1775 that sodium was contained in this compound. The salt was first termed *sal urinæ fixum* in contradistinction to the *sal urinæ volatile* or ammonium carbonate, but it was also termed *sal microcosmicum*, being obtained from the human body. This compound is also found in guano (Herapath).

In order to prepare the compound, five parts of common rhombic sodium phosphate are dissolved in hot water together with two parts of crystallised ammonium phosphate and the solution allowed to cool. Transparent monoclinic prismatic crystals separate out, having a specific gravity of 1.55 and possessing a strongly saline taste. They melt readily on heating, giving off water and ammonia and leaving a residue of the dihydrogen sodium orthophosphate, which again at a high temperature melts with loss of water, forming a clear liquid, and this on cooling yields a glassy mass of sodium hexameta-phosphate. This substance is used largely as a blowpipe reagent.

AMMONIUM AND CARBON.


189 *Carbonates of Ammonium*.—Commercial carbonate of ammonia, *sal-volatile*, or salt of hartshorn, forms the starting-point for these compounds. This substance was well known to the later alchemists, who prepared it by the dry distillation of evaporated and decomposed urine, hartshorn, bones and other animal matter. Its preparation from sal-ammoniac was first described in the works attributed to Basil Valentine, but long after the 15th century it was supposed that the volatile alkaline

salts obtained from various sources possessed different medicinal power. Even up to the end of the 17th century *English drops*, which were really nothing more than carbonate of ammonia mixed with an ethereal oil, were sold at high prices, and it was stated by some that the volatile alkali contained in this substance was prepared by the destructive distillation of silk, whilst others gave the remarkable receipt that five lbs. of skulls of persons who had been hanged or had otherwise come to an unnatural end must be distilled with two lbs. of dried vipers, hartshorn, and ivory. More rational views concerning the composition of these compounds were arrived at towards the end of the 18th century. Dossie in his *Elaboratory laid Open*, published in 1758, distinctly states that the same animal substances always yield an equally efficacious kind of volatile alkali.

Commercial Carbonate of Ammonia is obtained by subliming a mixture of two parts of chalk and one part of sal-ammoniac or ammonium sulphate. This operation is conducted in iron retorts furnished with leaden receivers, and ten parts of sal-ammoniac yield from seven to eight parts of the carbonate. The salt is then resublimed with the addition of some water, and is thus obtained as a white semi-transparent fibrous mass which has a strongly ammoniacal smell and a pungent caustic taste. This salt possesses the composition $N_3H_{11}C_2O_5$, and consists of hydrogen ammonium carbonate along with ammonium carbamate (Vol. I., p. 835); thus, $(NH_4)HCO_3 + NH_4 \cdot CO_2NH_2$. By treating the salt with strong alcohol the carbamate can be dissolved whilst the ammonium bicarbonate remains undissolved. This same decomposition takes place when the salt is exposed to the air, the carbamate undergoing slow volatilisation.

The impurities liable to occur in the commercial salt are thiosulphate, sulphate, and chloride of ammonium, lead from the receiver, and lime and calcium chloride from the chalk employed.

Normal Ammonium Carbonate, $(NH_4)_2CO_3 \cdot H_2O$.—Dalton first prepared this salt by treating sal-volatile with a quantity of water insufficient to dissolve it completely. It is also obtained when ammonium carbamate is dissolved in water, a condition of equilibrium between the two salts being finally attained:¹



¹ Macleod and Haskins, *J. Biol. Chem.* 1906, 1, 319.

It is, however, most readily prepared by digesting the common commercial carbonate of ammonia for two hours at a temperature of 12° with strong aqueous ammonia and drying the crystalline powder which remains behind between blotting paper.

Transparent tabular or prismatic crystals are deposited from a solution prepared at a temperature of from 30° to 35° . These possess an ammoniacal odour, attract moisture from the air and become opaque from loss of ammonia and formation of hydrogen ammonium carbonate and water (Divers).¹

Hydrogen Ammonium Carbonate or *Ammonium Bicarbonate*, $(\text{NH}_4)\text{HCO}_3$. Crystals of this salt are sometimes found in Patagonian guano and in the purifiers of gas-works. It is formed when the foregoing compound is allowed to lie exposed to the air, or when its solution is treated with carbon dioxide. It forms a white mealy powder, or, when slowly crystallised, large rhombic crystals, which have a cooling saline taste and do not smell of ammonia when in the dry state. At 60° it slowly undergoes decomposition with evolution of carbon dioxide, ammonia, and water. When it is more strongly heated in such a way that a small quantity of water condenses and the gases are not allowed to recombine, the ordinary commercial carbonate of ammonia is formed (Divers). This salt dissolves at 15° in 8 parts of water. Its solution when exposed to the air, as well as when heated above 36° , loses carbon dioxide, but its saturated solution can be crystallised by cooling out of contact with air. It is not soluble in alcohol, but if alcohol be added and the mixture be allowed to stand in the air carbon dioxide is evolved and normal ammonium carbonate dissolves. It forms a double salt with the former compound having the composition $2(\text{NH}_4)\text{HCO}_3, (\text{NH}_4)_2\text{CO}_3, \text{H}_2\text{O}$, which is known as ammonium sesquicarbonate and may be most easily obtained by treating the commercial salt at 30° with a moderate amount of tolerably concentrated ammonia and crystallising. This double salt forms flat rhombic prisms or thin six-sided tablets, smells strongly of ammonia, and dissolves at 15° in 5 parts of water. It is decomposed by an excess of water with formation of the bicarbonate. Aqueous solutions of the carbonates are completely decomposed on boiling, the ammonia and carbon dioxide passing over with the steam.

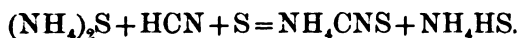
190 *Ammonium Cyanide*, NH_4CN .—When a mixture of sal-ammoniac and dry ferrocyanide of potassium, or mercury

¹ *Journ. Chem. Soc.* 1870, 171.

cyanide, is heated, this salt sublimes in colourless cubes which smell of both ammonia and hydrocyanic acid. It is also produced when a mixture of ammonia, nitrogen and hydrogen is passed over wood charcoal at 1000° .¹ It is easily soluble in both water and alcohol and evaporates at a temperature of 36° . The vapour is inflammable and burns with a yellow flame. It is an extremely poisonous salt and decomposes, especially in the moist state, into azulmic acid.

Ammonium Cyanate, NH_4OCN , is formed, mixed with urea and cyamelide, when the vapour of cyanic acid is brought into contact with dry ammonia, but is obtained nearly pure by mixing ethereal solutions of ammonia and cyanic acid at 20° , and is formed in solution when concentrated solutions of potassium cyanate and ammonium sulphate are mixed. It forms a friable mass, easily soluble in water and sparingly soluble in absolute alcohol. This salt, as is well known, easily undergoes intramolecular change, forming the isomeric urea, $\text{CO}(\text{NH}_2)_2$ (Vol. I. p. 836).

Ammonium Thiocyanate, NH_4CNS , is formed when a solution of yellow ammonium sulphide, which contains polysulphides, is warmed with hydrocyanic acid:³



It is obtained on the large scale by this reaction from the hydrocyanic acid present in crude coal-gas (Vol. I. p. 855) but in the laboratory is most readily prepared by mixing together 600 grams 95 per cent. alcohol, 800 grams ammonia (specific gravity 0.912) and 350 to 400 grams carbon bisulphide, and allowing to stand for several days, then distilling off a portion of the liquid and allowing the remainder to crystallise.⁴ Ammonium thiocarbonate, $(\text{NH}_4)_2\text{CS}_3$, is first formed in this reaction and on heating decomposes into the thiocyanate and sulphuretted hydrogen:



It is very readily soluble in water and alcohol, crystallising out in colourless plates. Its solution in water is attended with great absorption of heat; thus if 100 grams of the salt be dis-

¹ Lance, *Compt. Rend.* 1897, **124**, 819.

² Walker and Wood, *Proc. Chem. Soc.* 1893, 108.

³ Liebig, *Annalen*, 1847, **61**, 126.

⁴ Schultz, *J. pr. Chem.* 1883 (2), **27**, 518.

salt is very unstable,¹ and decomposes when heated, yielding azoimide, ammonium nitrate, nitrogen, nitric acid, and water.

Hydrazine Sulphate, $N_2H_4.H_2SO_4$.—The method of preparation of this salt has been already mentioned in describing the preparation of hydrazine (Vol. I. p. 506). It crystallises in thick lustrous tablets or long thin prisms, belonging to the rhombic system, and is sparingly soluble in cold but readily soluble in hot water, and insoluble in alcohol. It melts at 254° and simultaneously undergoes decomposition, yielding hydrazine sulphite, sulphur dioxide, sulphuretted hydrogen, and sulphur.

Hydrazine Nitride or *Hydrazine Azoimide*, N_6H_8 or $N_2H_4.HN \begin{array}{l} \diagup N \\ \parallel \\ \diagdown N \end{array}$, is obtained by the action of hydrazine hydrate on

ammonium azoimide, or azoimide itself, and forms large vitreous prisms, melting at 65° , which deliquesce in the air, and gradually volatilise. It is sparingly soluble in alcohol, from which it crystallises in lustrous plates, and explodes with great violence, when quickly heated or touched with a white-hot wire.² It burns like gun-cotton when a light is applied to it.

¹ Sabanieff, *Zeit. anorg. Chem.* 1899, **20**, 21.

² Curtius, *Ber.* 1891, **24**, 3348.

THE COPPER GROUP

Copper, Cu. Silver, Ag. Gold, Au.

193 THE metals of this sub-group, as has already been pointed out (p. 227), differ very considerably from the other metals of the same group. Like the alkali metals, they form a series of characteristic salts in which each atom of the metal replaces one of hydrogen, but, except in the case of silver, other series of salts are known which are more stable than the first-named series. As is frequently the case with metals having very high atomic weights, gold differs in many respects from the elements of the same sub-group which have a lower atomic weight, and also shows considerable resemblance to the elements having nearly the same atomic weight; thus gold resembles platinum and iridium in many respects, and is sometimes classed with these metals.

COPPER.

$$\begin{aligned} \text{Cu} &= 63\cdot1 \text{ (H} = 1\text{)} \\ &= 63\cdot6 \text{ (O} = 16\text{)} \end{aligned}$$

194 Copper of all the metals is the one which was first employed by man. This is explained by the fact that copper occurs in the native condition, and thus requires no metallurgical treatment. In the Hebrew Scriptures copper is termed *Nehósheth*, a word derived from the root *nahásh*, to glisten. This is translated by *Χαλκός* in the Septuagint, and this again by *Aes* in the Vulgate. By both of the latter words the ancients understood, not only copper, but brass and bronze. Copper was afterwards specially designated as *aes cyprium*, or simply *cyprium*, a name which afterwards became *cuprum*.

The Latin Geber appears to have noticed that copper is easily attacked by acid liquids, and hence it was termed *meretric metallorum* by the alchemists. Inasmuch as it was derived from Cyprus, copper was considered to be the metal specially sacred to Venus, and in the writings of the alchemists it is generally known by the name of this goddess and symbolised by ♀. In the works attributed to Basil Valentine we find noted the power possessed by iron to precipitate metallic copper from solutions of its salts. In his *Last Testament* we read: "The cement or *ley* from Schmölnitz in Hungary eats iron into slime, and when the iron mud is taken out of the trough it is found to be good ♀ (copper)." In his *Currus Triumphalis Antimonii* he says, "From iron a ♀ (copper) can be got by natural means, as, for instance, by an acrid ley from Hungary which gives to it (the iron) such a metallic colour that it is converted into the best copper."

It would thus appear that this change was regarded as a transmutation of iron into copper, and Paracelsus and many other chemists seem to have held similar views with respect to this reaction. Wedel in 1664 made special inquiry into the nature of the wonderful transmutation of iron into copper by means of this Hungarian liquor; and so late as 1690 Stisser, who was professor of chemistry in Helmstedt, believed that the formation of copper precipitate was a proof of the possibility of the transmutation of metals.

It was long before these erroneous views concerning this precipitation of copper were corrected, although Van Helmont rightly surmised that the copper existed in the solution from which it was precipitated by the iron. Boyle first proved this to be the case, and in his *History of Fluidity and Firmness*,¹ published in the year 1661, he describes the precipitation of copper from its solutions by metallic zinc, and in 1675 in his *Treatise on the Mechanical Causes of Chemical Precipitation*,² explains the action of iron upon copper solutions by the supposition that the solvent permits the metal to be precipitated in order to take up the precipitant.

Copper occurs in the native state in various parts of the world, especially, sometimes in enormous masses, in the copper region of Lake Superior, where it occurs in veins traversing red sandstone and trap. It is also found in the same condition in Cornwall, the Faroe Islands, Siberia, and the

¹ *Op.* 1, p. 377.

² *Op.* 4, p. 329.

Urals, and in many localities in North and South America. Native copper almost invariably contains small quantities of silver and a few other metals, such as bismuth, lead, &c. Cupric oxide, CuO , black oxide of copper, also occurs in nature, as tenorite or melaconite, and cuprous oxide, Cu_2O , as cuprite or red copper ore, occurs in larger quantities. Many other copper salts occur native; of these the most important are malachite, $\text{CuCO}_3 \cdot \text{Cu}(\text{OH})_2$; azurite or blue carbonate of copper, $2\text{CuCO}_3 \cdot \text{Cu}(\text{OH})_2$. Copper also occurs widely distributed in combination with sulphur as vitreous copper, chalcocite, or copper glance, Cu_2S ; covellite or indigo copper, CuS ; copper pyrites, or chalcopyrite, CuFeS_2 , and erubescite or purple copper ore, Cu_3FeS_3 .

Copper is found in the animal kingdom in the blood of certain crustacea and arthropoda as a faintly-blue compound called *hæmocyanin*, which has similar oxygen-carrying properties to hæmoglobin, the compound of iron contained in the blood of vertebrates, whilst the livers of some of the cephalopods also contain copper.¹ This element also forms about 7 per cent. of the red pigment turacin which occurs in the feathers of birds of certain species.²

It has also been detected in small quantities in plants grown in ordinary soils,³ and in larger quantities when the plants have been grown in soils containing copper.

195 *Copper-smelting*.—The methods in use for the extraction of copper differ considerably, according to the nature of the ore from which the metal is to be derived. Both dry and wet processes of extraction are employed, the greater quantity of the metal being obtained by the former plan.

Two different classes of dry processes are successfully at work; (1) smelting in reverberatory furnaces, and (2) reduction in blast furnaces. The first method, frequently known as the *Welsh* or *English process*, is chiefly carried out in the Swansea district of South Wales, and is adapted to all kinds of copper ore. The process, of which the following is a description, has been modified in many directions.

In carrying it out a mixture of copper ores is usually employed, consisting of copper pyrites and copper carbonates mixed with iron pyrites containing silicates and gangue, mostly

¹ Henze, *Zeit. physiol. Chem.*, 1901, **33**, 417.

² Church, *Proc. Roy. Soc.* 1893, **51**, 399.

³ Mac Dougal, *Bot. Gaz.*, 1899, **27**, 68.

consisting of quartz. To obtain the pure metal six distinct processes are required, viz. :

- (1) Calcining the mixed ore.
- (2) Preparing "coarse metal."
- (3) Calcining the "coarse metal."
- (4) Preparing "fine metal."
- (5) Roasting to obtain metallic copper.
- (6) Refining.

The calcination of the crude ores is carried out by roasting in heaps, stalls, kilns, or reverberatory furnaces. The first-named method is the simplest, the ore being broken into a suitable size, mixed with fuel, and arranged in such a manner as to allow of the admission of the requisite quantity of air, and the fuel then ignited. Stalls consist of heaps, which are enclosed on three sides by walls, and are built up in a similar manner to the former. In both cases the whole of the sulphur dioxide evolved is usually lost and passes away into the atmosphere.

Figs. 148, 149, and 150 show the construction of the ordinary *calcining furnace*. The mixture of ore is brought on to the bed of the furnace from the cast-iron trough, *g*, the bottom of which is provided with two sliding-doors. From three to three-and-a-half tons of ore are introduced by withdrawing these doors, and then spread evenly over the floor of the furnace by long iron rakes introduced through the working-doors, of which there are three on each side. The ore is stirred occasionally with iron paddles to expose a fresh surface to the oxidising action of the hot air, until after the lapse of from twelve to twenty-four hours, sufficient quantities of the oxides of copper and iron have been formed. The roasted ore is then raked through the openings (*e e*, Fig. 150), which had hitherto been covered by slabs of fire brick, into the arched chambers (*ff*, Fig. 149), where it is allowed to cool.

Ores poor in sulphur are usually roasted in kilns, one of the forms most frequently used being the Gerstenhofer calciner; this consists of a rectangular kiln about 20 feet high, in which triangular fire bars of iron or fireclay are fixed horizontally in rows at distances of about one foot. When the kiln has been heated, the ore in a finely powdered state is passed by means of feed rollers into the top of the furnace and works its way down through the fire bars, meeting a current of air coming in the opposite direction by which it is oxidised, the heat given




FIG. 148.




FIG. 149.

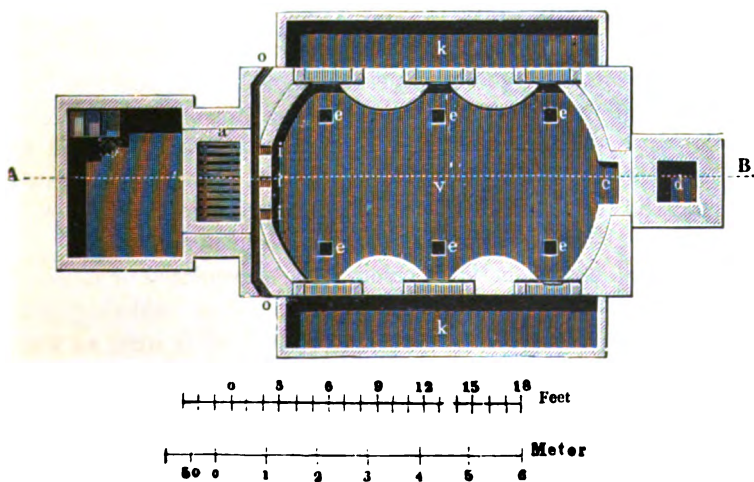


FIG. 150.

off by the oxidation maintaining the necessary temperature. The oxidised ore is removed from the bottom of the kiln, whilst the sulphur dioxide passes away with the excess of air from the top. Ores rich in sulphur cannot be treated in this kiln, as they cake together on the bars and prevent the passage of the air.

In all cases the result of the process is the same, viz., the partial oxidation of the sulphides of copper and iron, with formation of the corresponding oxides, and the conversion of copper carbonate into oxide.

In the second process the roasted ore is mixed with "metal slag" derived from the "fine metal" process, and strongly heated in a smelting reverberatory furnace, Figs. 151 and 152, which has a much larger grate area in proportion to the size of the hearth than the calcining furnace, the object being to obtain a fused mass or *regulus* consisting of a mixture of the sulphides of copper and iron, termed *coarse metal*, whilst a slag is at the same time formed which consists of a silicate of iron and contains little or no copper, and is called *ore-furnace slag*. The temperature needed in this smelting process is much higher than that required in the previous operation, and the chief chemical changes which go on are simple enough. The copper oxide of the roasted ore reacts with a portion of the sulphide of iron with formation of copper sulphide and oxide of iron, this latter oxide then combining with the silica present to form a fusible slag of iron silicate. In order to obtain by this means an ore-furnace slag free from copper, it is found that the mixture of ore brought into the furnace must not contain more than 14 per cent. of copper, whilst, on the other hand, the percentage of copper ought not to sink below 9, otherwise the consumption of fuel becomes extravagant. The coarse metal, or crude copper sulphide, usually contains about 35 per cent. of copper and about 23 per cent. of sulphur. The slag is drawn off, and the fused coarse metal is run out through the tap-hole into a granulator, into sand-beds or into iron moulds.

The third operation is to calcine the granulated or crushed regulus or coarse metal, for the purpose of oxidising that portion of the sulphur which is combined with iron, so that when again smelted, in the fourth operation, with the addition of *roaster-slag*, *refinery-slag*, and a certain proportion of oxidised ores, such as the carbonate or oxide, a nearly pure cuprous sulphide, Cu_2S , called *white metal* or *fine metal* and containing about 75 per cent. of copper, is obtained.

If the amount of oxidised ore be insufficient, the product contains sulphide of iron and is then known from its colour as "blue metal," whilst if an excess be employed some of the copper sulphide is reduced, and sulphur dioxide evolved; the latter in its

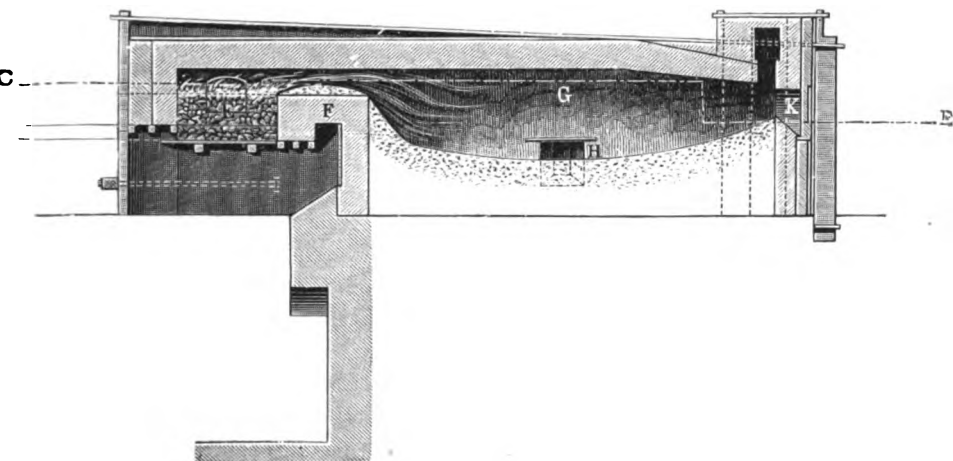


FIG. 151.

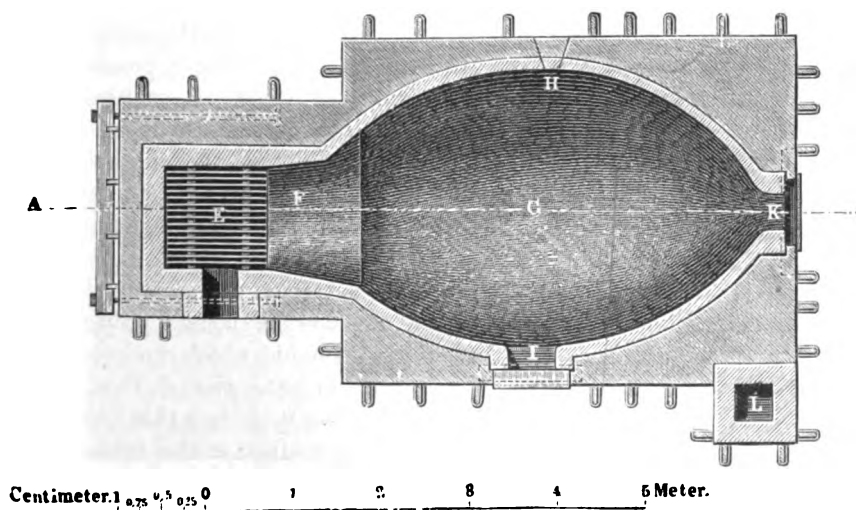


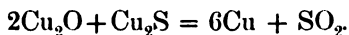
FIG. 152.

attempt to escape gives the surface a pimply appearance, the product being therefore known as "pimple-metal."

The smelting furnace used in this last operation is identical in construction with that employed in the first fusion, and the

slags which are formed chiefly consist of iron silicate, but contain some quantity of copper, and are termed *metal slags*; these are employed, as has been stated, in the first smelting process.

In the fifth operation the pigs of white metal are charged into a reverberatory furnace in such a manner that air can circulate round each pig, and are subjected to a slow roasting process. In this way a portion of the oxide formed decomposes a part of the sulphide, with production of metallic copper and sulphur dioxide :



The metal thus reduced is filled with cavities, and hence it is termed *blister-copper*. It still contains from 2 to 3 per cent. of foreign matter, chiefly consisting of sulphur, iron, and other impurities. In cases where a very impure ore has to be dealt with, it has been found of great advantage to replace the ordinary silica lining of the roaster furnaces and also of the refinery furnaces employed in the subsequent process by a basic lining, a purer product and much less slag being obtained, arsenic especially being more readily eliminated.¹

To remove the above 2 to 3 per cent. of impurities, the blister-copper is subjected to the sixth and last, or refining process. For this purpose the blister-copper is again fused in a smelting-furnace constructed like the others, except that its floor is inclined towards a point near the door and near the chimney. Upon this floor a charge of about eight tons of blister-copper is brought, and the slags having been removed by skimming from the surface of the molten metal, this is well stirred up, or *rabbled*. The metal in this condition is termed *dry copper*. In this state it is, however, unfit for use, as it contains a small proportion of oxygen, in combination as cuprous oxide, which renders it brittle. To eliminate this, the metal has to be *toughened*. This is effected by covering the surface of the molten metal by a thin layer of anthracite, which reduces the oxide contained in the surface layer of metal, whilst that contained in the lower portions is removed by plunging a young pole of green birch-wood into the molten metal. Large volumes of reducing gases, consisting of hydrocarbons and carbon monoxide, are thus evolved, and the metal boils up violently, the oxide being effectually reduced. After the *poled* metal has remained quiescent for a few minutes a sample

¹ Gilchrist, *J. Soc. Chem. Ind.* 1891, 4.

is removed by the refiner, cast into a mould, and the casting half cut through with a cold chisel, and then bent backwards and forwards until the piece breaks off. From the appearance and colour of the fractured surface an experienced eye can at once decide whether the copper has arrived at what is termed the *tough-pitch*. When this is reached, the charge must be withdrawn from the furnace as rapidly as possible and cast into iron moulds, in order to prevent a second oxidation occurring. Sometimes the molten metal becomes what is called *over-poled*, and if this be the case the metal must be exposed to the air for a short time to bring it back again to the *tough-pitch*.

Figs. 153 and 154 (p. 400) show the construction of a smelting-furnace with a gas-generator (A) fired with coal which is filled from the shaft (c). The air necessary for the combustion of the generated gas is admitted by the opening (*b b*), whilst that required for the oxidation of the charge enters by the openings (*κ κ*).

The subject of the toughening of copper and of the removal of the non-metallic impurities contained in commercial copper is somewhat complex, and has received much attention from metallurgists. From the experiments of Abel¹ it appears that toughened copper always contains a certain amount of oxygen present as suboxide, and this agrees with the observation of copper-smelters, who find that the whole batch may become over-poled in a few seconds, this being explained by the fact that the whole of the oxygen has been withdrawn. According to Hampe,² on the other hand, the phenomenon of the over-poling of copper depends partly on the absorption of carbon monoxide and hydrocarbons, and especially on the reduction of small quantities of lead oxide and bismuth oxide, which the copper contains, so that if these bodies be not present no over-poling occurs.

Almost all copper ores contain a certain quantity of arsenic, which is mostly evolved as arsenious oxide together with the sulphur dioxide in the roasting process; in many works this is recovered by passing through long flues, where it is deposited, the sulphur dioxide being then employed for the production of sulphuric acid. In many cases the dilution of the sulphur dioxide by the air renders this impossible, but it is nevertheless feasible by the adoption of suitable measures to prevent much of the damage and nuisance caused by the "copper smoke."

This method of copper smelting is seldom used exactly as

¹ *Journ. Chem. Soc.* 1864, 172.

² *Chem. Centr.* 1875, 378.




FIG. 153

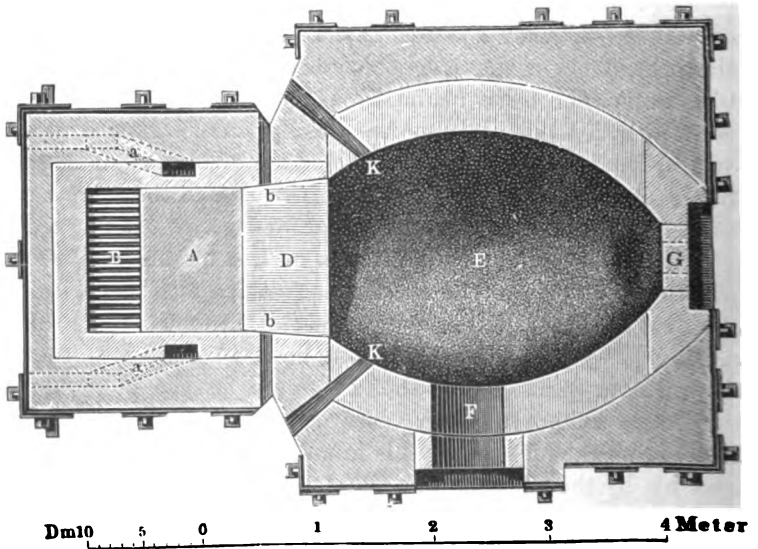


FIG. 154.

described, but is improved by the use of one or more of the following modifications.

Large mechanical furnaces are often used for the calcination of the ore and coarse metal in place of the old-fashioned calcining furnace. In some cases revolving cylinders, similar in principle to the Oxland calciner employed in roasting tin ores, (see Tin), and in other cases, long-bedded reverberatory furnaces fitted with mechanical rabbles, such as the O'Hara, are used. A large number of other mechanically worked calciners have also been designed and worked with success, such as the Pearce Turret furnace, the Brown Horseshoe furnace and the Parke's furnace.

In some cases also it is now the practice to use shaft-furnaces or small blast furnaces for the second operation, that is for the smelting of the roasted ores for the production of "coarse metal." This effects a considerable economy in labour and fuel. In some cases also shaft-furnaces are used for the fourth operation, the production of "white metal."

There has also been a considerable development in size and method of working smelting reverberatories. Furnaces capable of smelting more than 50 tons per 24 hours, with hearths measuring up to 119 feet in length, are now used as against the furnaces capable of smelting only 12 tons per 24 hours, measuring 15 feet in length, commonly used in 1880. The increase in smelting capacity is not only due to increase in size of furnace, but to certain improvements in the method of working, such as rapid charging of the hot calcined ore, preheating air by conduction through channels in the brickwork, rapid skimming through four doors simultaneously and tapping after several charges have been smelted, thus keeping the hearth well covered with matte.

The use of gas-fired reverberatory furnaces for the refining operation, having regenerators for heating the gas and air necessary, has also been introduced.¹

REDUCTION OF COPPER ORES IN BLAST FURNACES.

196 *The Mansfeld Process of Copper-smelting.*—The well-known cuprous schist or "kupferschiefer" of the Germans has been

¹ Full information concerning copper smelting may be found in *Modern Copper Smelting*, by Peters (Scientific Publishing Co.), 1901.

worked for copper for a long time. Agricola, writing in the middle of the sixteenth century, describes the methods adopted in his time near Mansfeld for the extraction of the metal. The first operation consists in the roasting or burning of the schist in heaps. In this process the bituminous matter is burnt off, the water and arsenic expelled, and a portion of the sulphur removed. In the second process the roasted ore is mixed with about 5 to 8 per cent. of slag from the "black copper" process and fluor-spar, the yield being coarse metal and slag containing very little copper. This operation is conducted in a blast-furnace or cupola from sixteen to thirty feet in height, supplied by air from two tuyeres, and the coarse metal, as it forms, runs out of the furnace, into basins placed to receive it. The coarse metal, or "rohstein," containing from 20 to 60 per cent. of copper, according to the nature of the ore, is next roasted, and the calcined ore melted for fine metal, or "spurstein."

The Mansfeld ores contain silver, usually about 0.5 to 100 of copper, and this is well worth extraction. In order to effect this

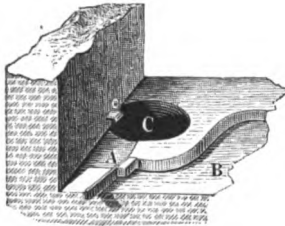


FIG. 155.

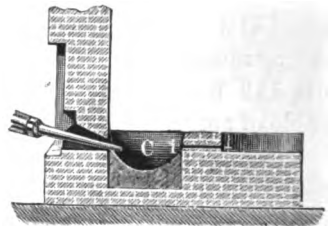


FIG. 156.

the fine metal is ground between mill-stones, and the powder carefully roasted. In this process the copper is mainly converted into an insoluble oxide, whilst the silver is all transformed into the soluble sulphate, and can be completely extracted by lixiviation (Ziervogel's process). The insoluble copper oxide and sulphide termed "gaarrost" is then fused with slag in a blast-furnace and a rich regulus of black copper is obtained; it contains about 98 per cent. of copper, the remainder consisting of iron together with small quantities of silver and antimony, the colour being due to a thin coating of cupric oxide. The black copper is lastly refined in a small furnace termed a refining hearth (Figs. 155 and 156), in which the impure metal is melted in contact with charcoal, a blast of air being supplied by the tuyeres, and samples of the metal withdrawn from time to time to ascertain when the process is complete. The copper thus obtained is

however, not of the highest quality, and it must be subjected to a process of toughening in order to enable it to attain its maximum degree of malleability.

During recent years great advances have been made in the reduction of copper ores by blast-furnaces, especially in America. The greatest improvement consists in the replacement of the brick blast-furnaces by water-jacketed iron furnaces. One of the forms of furnace employed is that of Herreshoff, a sectional




FIG. 157.

elevation of which is shown in Fig. 157, and a sectional plan in Fig. 158. The main furnace, A, has an elliptical section and consists of a double casing of iron, A, B, C, through which water is continually circulated; the bottom of the furnace, E, is lined with fire-brick or fire-clay. The roasted ore, mixed with coke or anthracite, and the slag from a later process, which consists chiefly of iron silicate with a little copper, is introduced at the top of the furnace, the air being forced through the tuyeres I I. The products, which consist of "matte" (corresponding to the "coarse metal" of the Welsh

process) and slag, accumulate in the bottom of the furnace and then overflow continuously into the "fore-hearth," w, the end

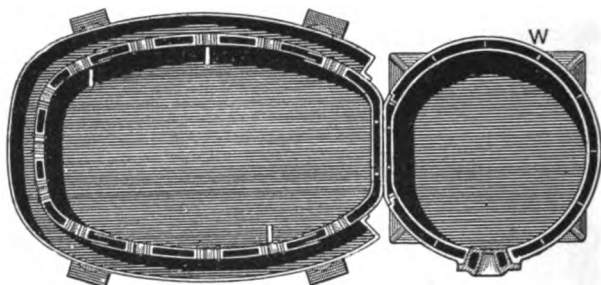


FIG. 158.

elevation of which is shown in Fig. 159; this is frequently mounted on wheels, N N, for convenience of moving. The slag then flows away almost continuously from the opening M, the matte being run off by the tap-hole, O, as occasion requires. This is then calcined and usually treated in reverberatory furnaces as in the Welsh method, although in many works in America the blast-furnace is employed for the later processes also. The refining is invariably carried out in the manner already described.

These water-jacketed blast furnaces are not only more easily constructed than the ordinary brick furnaces, but can be much more rapidly heated and cooled, the blowing-in of the furnace




FIG. 159.

and its cooling down for repairs being thus greatly facilitated. The manipulation of the furnace during the smelting is also rendered much simpler.

*Pyritic Smelting.*¹—By this is meant the smelting of sulphide

¹ Pyritic Smelting, *Trans. Inst. of Min. and Met.* 1905-1906, 269.

ores by the heat generated by their own oxidation, and without the aid of carbonaceous fuel. In this direction great progress has been made in recent years. This process is applicable to auriferous, argentiferous and cupriferous pyrites, and its object is to smelt for a matte in which the gold, silver or copper will be concentrated.

In practice it is found advisable to add a small quantity of fuel to the charge up to 5 per cent., and in some cases the blast is also heated. The furnaces most suitable are large, rectangular, water-jacketed blast furnaces with a larger number of tuyeres than usual for ordinary smelting.

One of the applications of this method is to smelt a mixture of pyrites, low in copper, with siliceous material carrying gold and silver; most of the sulphur is oxidised, thus generating the heat, and leaving ferrous oxide which forms a slag with the silica. The unoxidised sulphur forms a matte with the copper and some iron and this matte also carries practically the whole of the precious metals. The treatment of this matte for the recovery of copper, gold, and silver is a comparatively easy matter. (See Silver.)

Application of the Bessemer Process to Copper-smelting.—Mention must also be made of the reduction of metallic copper in the Bessemer converter by the Manhès process. The principle involved is the same as that of the Bessemer iron process, viz., the removal of the foreign substances by the passage of air through the molten mass, but in the manufacture of steel from 5 to 10 per cent. of the charge only has to be oxidised, whereas in treating a 25 per cent. copper matte 75 per cent. has to be disposed of.

The operations consist of charging the converter with the molten matte, blowing air to concentrate the matte up to white-metal, pouring off the slag, adding more matte to the converter, blowing to metallic copper and pouring the charge. During the blow, the sulphur and iron become oxidised, the latter combining with the siliceous lining to form a ferrous silicate slag.

The converters (Fig. 160) are similar to the steel converters, but have side tuyeres slightly elevated above the bottom and a lining often 18 inches thick. A lining generally only lasts from four to six blows, and hence this is an expensive item in converting. In some works, therefore, a siliceous ore containing 5 to 10 per cent. of copper is used as a lining, the copper being extracted

during the process; thus at the Detroit copper works 200 tons of such an ore are economically smelted every month per converter.¹

197 Wet Copper Extraction Processes.—Upwards of half a million tons of iron pyrites, containing on an average 3 per cent. of copper, are annually burnt in the sulphuric acid works of this country. The residual oxide of iron, known as burnt




FIG. 160.

pyrites, or *blue billy*, is too poor in copper to render it possible to apply to it any of the ordinary dry-smelting operations. Processes for accomplishing this end have been proposed by Longmaid and Henderson, and are now carried out on a large scale, and known as the wet copper extraction processes. These operations depend upon the fact that if the ground burnt ore be mixed with from 12 to 15 per cent. of coarsely crushed rock-salt, and the mixture properly calcined, the whole of the

¹ See Treatment of Copper Mattes in the Bessemer Converter. *Trans. Inst. of Min. and Met.*, 1899-1900, 18, 2.

copper is converted into a soluble cupric chloride. The roasted mass is then lixiviated, and the copper contained in solution thrown down as metal by scrap-iron, any silver contained in the




FIG. 161.




FIG. 162.

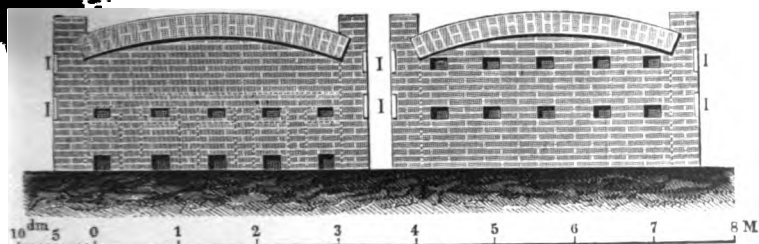


FIG. 163.

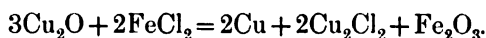
FIG. 164.

solution being previously precipitated as silver iodide by the addition of potassium or zinc iodide. The calcination is usually carried on in long furnaces shown in Figs. 161, 162, 163, and 164, the mixture of ore and salt being introduced through hoppers

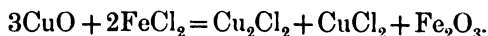
placed above the furnace; the temperature is kept at a dull red heat and the mass frequently stirred. The ordinary furnace charge is 3 tons 5 cwts., and the operation lasts about six hours. It is found that the success of the working of the process depends upon the relative amounts of sulphur and copper existing in the ore, the sulphur exceeding the copper by about 0.5 per cent. If the proportion of sulphur in the burnt ore be less than this, a sufficient quantity of raw pyrites must be added. During the calcination considerable quantities of chlorine and hydrochloric acid gases are evolved, together with some vapours of ferric and cupric chlorides. In order to prevent these noxious vapours from passing into the atmosphere, the exit flue from the furnace is connected with a wash-tower filled with open brickwork, down which a current of water passes. The precipitate of metallic copper, thrown down from the liquors by scrap-iron, contains from 70 to 80 per cent. of copper, and it is either smelted direct for blister-copper, or fused with the fine metal, Cu_2S , of the dry process, then roasted, and afterwards worked up to marketable copper by the process already described.

Another extraction process is that of Hunt and Douglas.¹ According to this, the ores containing carbonates or oxides are simply heated, whilst those containing sulphides must be roasted, as it is necessary for the copper to be in the form of cupric oxide.

The ore is then treated with a solution prepared by dissolving 120 parts of common salt or 112 parts of calcium chloride, and 280 parts of ferrous sulphate in 1,000 parts of water, and then adding 200 parts of common salt. The process depends upon the fact that ferrous chloride, FeCl_2 , is thus formed, which in contact with common salt converts the copper oxides into chlorides. If cuprous oxide be present, metallic copper is at once precipitated:



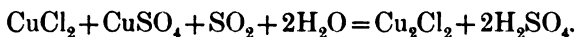
Cupric oxide is decomposed as follows:



Cuprous chloride, although insoluble in water, is held in solution in the presence of the other chlorides, and then decomposed by iron together with the cupric chloride.

¹ Engineering, 1876, 22, 419.

The advantage of this process lies in its requiring smaller quantities of iron for the precipitation of the copper, as part of this is present as cuprous chloride. The objections are the formation of basic salts, the difficulty of separating the solution from the residue and the difficulty of recovering any silver present. These objections have led to the adoption of a new Hunt and Douglas process, in which the ore is dissolved by means of dilute sulphuric acid, and ferrous or calcium chloride added to convert the copper into cupric chloride, sulphur dioxide being then forced through to precipitate the copper as cuprous chloride :



The cuprous chloride is separated and treated with iron for the formation of metallic copper or with milk of lime for the formation of cuprous oxide which is smelted with carbon for the production of copper. The solution from the cuprous chloride precipitate is freed from sulphur dioxide by blowing in hot air, and is then available for dissolving a further quantity of ore.

ELECTROLYTIC REFINING OF COPPER.

198 Copper is now refined on the large scale by means of electrolysis, this process being especially applicable in the case of impure copper containing silver or gold. For this purpose the copper is cast into slabs in which whilst still molten a copper hook is inserted to serve as a connection. The slabs are placed in a wooden tank lined with lead, and form the anodes, thin sheets of pure copper being employed as cathodes; the solution in the tank consists of $\frac{1}{2}$ lb. of sulphuric acid and 2 lbs. of crystallised copper sulphate per gallon.

For the process to work successfully it is necessary to keep the bath acid by adding sulphuric acid from time to time, and to keep up the copper content by addition of copper sulphate. It is also necessary to keep the solution in the tanks in active circulation. Nearly all the impurities, including silver, gold, platinum, tin, arsenic, antimony and lead are ultimately found in the precipitate or slime, which is deposited at the bottom of the tank, whilst iron, zinc, nickel, and cobalt remain in solution in the liquor.¹ This slime is usually worked up for the precious metals by charging it into a bath of molten lead on a cupel or by treatment with sulphuric acid.

¹ Kiliani, *Berg.- und Hütten.-Ztg.* 1885, 249.

ELECTROTYPING PROCESS.

199 The electrolytic method is employed not only for the refining of metallic copper, but also very largely for obtaining a coating of metallic copper on any suitable object, the latter being employed as the cathode in a bath of copper sulphate solution, the anode consisting of slabs of metallic copper. This industry dates back much further than that of the electrolytic refining of copper; the latter being in reality an offspring of the electrotyping process.

In the year 1836 De la Rue, when using a Daniell's battery, observed "that the copper plate is covered with a coating of metallic copper which is continually being deposited; and so perfect is the sheet of copper thus formed, that on being stripped off it has the counterpart of every scratch of the plate on which it is deposited."¹ This observation was followed up by other physicists, and in 1839 Jacobi of St. Petersburg published his galvano-plastic process, "a method of converting any line however fine, engraved on copper, into a relief by galvanic process, applicable to copper-plate engravings, medals, stereotype plates, ornaments, and to making calico-printing blocks and patterns for paper-hanging."² In the same year T. Spencer of Liverpool read a paper on the "Electrotype Process," to the Liverpool Polytechnic Society, and also in 1839 J. C. Jordan published results of experiments made with the same object.³

Electrotyping in copper has become a most important branch of industry, statues and other works of art being in this way largely reproduced.

For the purpose of reproducing statues, busts, and similar objects, casts of the original in gypsum or models in gutta-percha are saturated with oil, coated with graphite to give the surface the necessary conducting power, guiding wires connected to various parts of the surface, and the object then made the cathode in a bath of copper sulphate solution. When the coating is $\frac{1}{16}$ th of an inch thick the process is stopped, the copper cut through in several places and the plaster core extracted. The inner surface of the various parts is then subjected to the action of sulphuretted hydrogen to coat it with a thin layer of

¹ *Phil. Mag.* [3], 484.

² *Athenaeum*, May 4, 1839.

³ For a detailed account of these discoveries, see Gore's *Art of Electro-Metallurgy*.

sulphide, and these again placed in the copper sulphate bath as the cathode. As soon as the deposit on the interior is of sufficient thickness the parts are removed, the thin outer shell of copper torn off and the parts then joined together.

The method for the reproduction of fragile articles such as fruit, flowers, insects, in copper may here be mentioned. These are first coated with silver by means of a saturated solution of silver nitrate in hot alcohol; they are dipped for a moment into this solution, the alcohol allowed to evaporate and the film of the salt left upon the object reduced to metal by bringing it into the vapour emitted by a solution of phosphorus in carbon bisulphide. The articles are then coated in a solution of copper sulphate by the method already described.

For the purpose of covering iron, an alkaline solution of copper cyanide in potassium cyanide is employed. On dipping the iron or steel article into this solution a thin deposit of copper is obtained and upon this a coating of silver or gold can easily be deposited. For the purpose of obtaining a thicker deposit of copper on iron, the operation is conducted as described and the object then placed in a copper sulphate depositing bath. The solution, according to Wilde's process, is maintained in a constant state of rotation, and the iron heated to 90° before it is placed in the warm solution of cyanide, no hydrogen then being liberated on the copper, so that the latter adheres more closely to the iron. The process is now successfully applied to the economical production of coppered cast-iron rollers for calico-printing. When a new pattern is required one-half of the copper is turned off and the roller restored to its original thickness by electro-deposition at a small cost. The maintenance of the rollers to a standard size is a great advantage.

200 The following table shows the amount of copper produced in 1905, by the chief copper-producing countries :

Australasia	36,500 tons.
Canada	21,248 "
Chili	29,165 "
Germany	26,160 "
Japan	35,910 "
Mexico	68,907 "
Spain	44,810 "
United States	389,122 "

651,822 tons.

201 *Alloys of Copper*.—Copper unites with a number of other metals to form alloys, many of which are of great technical importance. Among these may be mentioned brasses, alloys of copper and zinc, bronze, gun-metal, and bell-metal, which are alloys of copper and tin, and German silver, which is an alloy of copper and nickel. A description of these will be found under the metal forming the second constituent of the alloy.

202 *Properties of Copper*.—Commercial copper usually contains traces of the other metals which are present in the ores, and in addition to these not infrequently arsenic, sulphur, and oxygen. Pure metallic copper is obtained either by heating the pure oxide in hydrogen, or by the electrolysis of a solution of pure copper sulphate by means of platinum electrodes.

Copper possesses a peculiar red colour and bright metallic lustre. The true copper-red colour is, however, not seen by a single reflection, and is only observed when the light entering the eye has been many times reflected from the surface of the copper. This is well seen if a piece of straight copper foil be bent at an acute angle and held before the observer; the fine deep red copper colour is noticed near the point at which the two copper surfaces approach.

Copper is found in the native state crystallised in regular octahedra; crystals of the same form are also found as an artificial refinery product. If a piece of phosphorus be allowed to remain for some months in contact with a clean copper wire under a solution of copper sulphate, single octahedra of metallic copper are formed together with copper phosphide (Wöhler), and a similar artificial formation of crystalline copper is observed in Golden-Bird's decomposing cell,¹ as well as in the cells of Meidinger's battery. In both these cases the metal is deposited from solution very slowly.

Copper is one of the toughest of metals. It is very malleable, and may be hammered or rolled into thin leaf (Dutch metal), or drawn into fine wire. After hammering it possesses a finely fibrous silky fracture, but very slight admixture of other metals makes it more brittle, and imparts to it a less distinctly fibrous nature. Native copper has a specific gravity of 8.94; cast copper, probably because it always contains small cavities, has a specific gravity of 8.92; rolled or hammered copper 8.95; and pure electrolytic copper 8.945 (Hampe). Copper

¹ *Phil. Trans.* 1837, 37.

which has been distilled in vacuum¹ has the specific gravity at 20°/4° of 8.933 and, after compression at 10,000 atmospheres, of 8.938. Very thin copper leaf transmits a greenish-blue light. When a solution of copper sulphate is allowed to remain in contact with pure zinc, pure metallic copper is deposited as a fine spongy mass, which after washing and drying forms a soft impalpable dark-red powder.

Copper melts at 1080°·5 (Heycock and Neville),² 1084°·1 (Holborn and Day),³ and in the molten state possesses a greenish-blue colour. When heated at a temperature just below that of its melting-point copper becomes so brittle that it can be pounded in a mortar. On passing from the liquid to the solid state copper expands. Molten copper possesses the power of absorbing different gases, which are evolved in the form of bubbles when the metal cools, or give rise to the peculiar phenomenon known as "spitting," when a solid crust has already been formed on the surface. Spongy copper absorbs at a red-heat 0.6 times its volume of hydrogen, whilst copper wire absorbs 0.308 times its volume (Graham). Copper may be readily volatilised in an electric furnace and condenses in the form of iridescent filaments having a red colour and a specific gravity of 8.16,⁴ the vapour forming cupric oxide in contact with air.

If cupric oxide be reduced at 200° by means of hydrogen or carbonic oxide an active form of the metal is obtained which takes fire when brought into contact with bromine. The active properties are retained when the metal is kept in a vacuum but disappear when it is submitted to hammering.⁵

Colloidal Copper.—Copper has been obtained in the form of colloidal solutions in several ways. Thus the reduction of a solution of copper chloride by stannous chloride in the presence of an alkaline tartrate yields a reddish-brown solution of copper,⁶ whilst by reducing ammoniacal copper sulphate with a dilute solution of hydrazine hydrate a solution of copper is obtained which is blue by transmitted light.⁷ It has also been prepared by Paal and Leuze,⁸ by adding sodium hydroxide

¹ Kahlbaum, Roth and Siedler, *Zeit. anorg. Chem.*, 1902, **29**, 177.

² *Journ. Chem. Soc.*, 1895, 190; see also Holman, Lawrence and Barr, *Phil. Mag.* 1895 [5], **42**, 39.

³ *Amer. J. Sci.* 1900, **10**, 171.

⁴ Moissan, *Compt. Rend.* 1905, **141**, 853.

⁵ Colson, *Compt. Rend.* 1899, **128**, 1458.

⁶ Lottermoser, *Anorganische Colloïde* (Stuttgart, 1901), page 61.

⁷ Gutbier and Hofmeier, *Zeit. anorg. Chem.* 1905, **44**, 225.

⁸ *Ber.* 1906, **39**, 1550.

to a mixture of solutions of copper sulphate and sodium lysalbate or protalbate, products of the decomposition of albumin by sodium hydroxide, dialysing the resulting mixture and heating on the water-bath with the addition of hydrazine hydrate. If a concentrated solution of copper oxide is reduced in this manner the resulting copper solution is blue, whilst a dilute solution of the oxide yields a red copper solution.

Colloidal copper has also been obtained by passing an electric arc under water, the cathode being composed of an iron wire that has previously been dipped in copper sulphate.¹

203 Metallic copper is largely used for a great variety of technical and domestic purposes, being especially valuable from its toughness. Next to silver, copper is the best conductor of electricity, and hence pure copper is very largely employed for electric light mains and submarine telegraphs. The purest copper must be employed, as very small quantities of impurities lower the conductivity to a very large extent.

COPPER AND OXYGEN.

204 These elements form five compounds as follows:—

Copper quadrantoxide, Cu_4O .

Copper trientoxide Cu_3O .

Cuprous oxide, Cu_2O .

Cupric oxide, CuO .

Copper dioxide or cupric peroxide, CuO_2 .

Of these oxides the third and fourth have long been known, as they are formed when metallic copper is heated in the air. Copper scale, which falls from hot metallic copper when it is worked with the hammer, is a mixture of these two oxides. The portion of the scale next to the metal consists of the red cuprous oxide, while the outside portion is composed of black cupric oxide. Dioscorides and Pliny mention the existence of the red compound, indeed they distinguished two varieties, the one obtained in the form of a finely divided powder by pouring water on to the surface of freshly melted copper and termed *flos aeris*, and the other obtained as copper scale and termed *aeris squama*. The Latin Geber explained the calcination of copper by the combustion of the sulphur which this metal was

¹ Billitzer, *Ber.* 1902, 35, 1929.

supposed to contain (Vol. I. p. 5) and many later chemists speak of copper as being more or less calxed. It was not, however, until the year 1798 that Proust distinctly stated that the black and red calces of copper were two distinct oxidation products.

They have the composition Cu_2O and CuO respectively, and give rise to characteristic series of salts, known as the *cuprous* and *cupric* salts. In addition, lower oxides of the formulæ Cu_4O and Cu_3O and a peroxide, CuO_2 have been prepared, none of which yields salts. Hydrated mixed oxides of the formulæ $\text{Cu}_3\text{O}_2 \cdot 2\text{H}_2\text{O}$ and $\text{Cu}_4\text{O}_3 \cdot 5\text{H}_2\text{O}$ have also been described by Siewert.¹

Cuprous Oxide, Cu_2O .—This oxide occurs as cuprite or red copper ore, crystallising in octahedra and in other forms of the regular system (Class 29, p. 185) having a specific gravity of 5.75. It possesses a bright red or brownish-red colour, frequently exhibiting a diamond lustre, and also occurs in the massive state. In the mineral chalcotrichite it forms a hair-like mass consisting of small cubical crystals elongated in the direction of one of the axes.

Cuprous oxide may be artificially obtained by heating thick copper wire in a muffle for half an hour at a white heat, and then for some hours to dull redness; small dark crystals of the oxide then cover the surface of the metallic bead. It is also obtained by heating cupric oxide in a similar manner, but if too strongly heated the cuprous oxide loses a further quantity of oxygen. The finely-divided copper obtained by reducing a copper salt in hydrogen at as low a temperature as possible combines with atmospheric oxygen on exposure to the air with formation of cuprous oxide. It may be obtained in the wet way by reducing an alkaline copper solution with sugar, the oxide being deposited on warming as a bright red crystalline powder.

Cuprous oxide is also formed by the slow oxidation of the metal under water. Sage, in the year 1773, pointed out that the remains of a statue which had long lain under water were partially converted into this oxide, and J. Davy observed that an antique helmet, found in the sea near Corfu, was covered with crystals of metallic copper as well as of cuprous oxide. It has also been obtained in the crystalline state by the slow electrolytic decomposition of copper sulphate.²

¹ *Zeit. Chem.* 1866, 363.

² *Golding-Bird, Phil. Trans.* 1837, 37.

Commercial cuprous oxide has a specific gravity of from 5.34 to 5.37, and the more finely it is divided the finer red does its colour become. It fuses at a red heat and colours glass red. This latter property was known to the ancients, and in the middle ages many artificers understood the art of producing the red copper glass. The knowledge of this process was, however, completely lost in later times, and it was not until about the year 1827 that Bontemps in France and Engelhardt in Germany succeeded in reviving the manufacture of this ancient red glass.

Cuprous Hydroxide.—When cuprous chloride is decomposed by potash or soda, a yellow precipitate is produced, which was considered to be a partially dehydrated cuprous hydroxide, of the formula $\text{Cu}_2\text{O}_3(\text{OH})_2$ or $4\text{Cu}_2\text{O}, \text{H}_2\text{O}$. When the method of preparation is varied, however, the amount of water present in the dry substance also varies, and it is therefore probably not a true hydroxide.¹ The same yellow compound may be prepared electrolytically, using a platinum plate as cathode and one of copper as anode in a solution of potassium chloride.²

It easily absorbs oxygen and becomes of a blue colour when exposed to moist air. It dissolves in ammonia, as does red cuprous oxide, forming a colourless liquid which on exposure to the air quickly oxidises and becomes of a dark blue colour.

Cuprous oxide corresponds to the series of cuprous salts in which each atom of copper replaces only one atom of hydrogen. These are mostly white salts which are insoluble in water, and readily undergo oxidation with formation of cupric salts.

Cupric Oxide, CuO.—This substance occurs as tenorite and melaconite as a dark earthy mass or in bright lustrous laminæ and more rarely in cubes. It can be artificially produced by the gentle ignition of the nitrate, carbonate, or hydroxide. Thus obtained it is a black hygroscopic powder which when strongly heated first cakes together and then fuses at about the melting point of copper, and loses oxygen, forming cuprous oxide or Cu_2O according to the temperature. If the amorphous oxide be ignited with five times its weight of caustic potash it becomes crystalline, and regular tetrahedra possessing a metallic lustre are formed (Becquerel). In copper refineries the occurrence of a crystalline oxide has also been observed. When heated in

¹ Gröger, *Zeit. anorg. Chem.* 1902, **31**, 326.

² Lorenz, *ibid.* 1896, **12**, 436.

the presence of hydrogen, carbon monoxide, marsh-gas, and other carbon compounds, it is easily reduced to the metallic state with formation of water and carbon dioxide, and hence it is largely used in the ultimate analysis of organic compounds. Cupric oxide when brought in contact with fused glass imparts to it a fine light green colour; this was known to the ancients as well as to the later alchemists, who rediscovered the fact and found that artificial emeralds could be prepared by means of copper. The writer known as Basil Valentine says "the the emerald contains sulphur veneris," and the writers of the sixteenth century who treat of the artificial production of gems all mention the fact that copper calx colours glass green.

Cupric Hydroxide, $\text{Cu}(\text{OH})_2$, is obtained as a light blue precipitate by decomposing a solution of a cupric salt in the cold with an alkali. This precipitate, however, almost always contains a considerable quantity of alkali, and the hydroxide is obtained in a purer state by adding sal-ammoniac to the solution before precipitation, and then washing the precipitate well with warm water.

It may also be obtained by passing an electric current through a well stirred solution of potassium nitrate, using a copper plate as anode and one of platinum as cathode.¹

The hydroxide, after having been dried over lime, does not undergo loss of water on heating to 100° , but the freshly precipitated compound in the presence of water undergoes spontaneous dehydration, slowly in the cold, very rapidly at 100° , with formation of a black substance² having the composition $\text{Cu}_4\text{O}_3(\text{OH})_2 = \text{Cu}(\text{OH})_2 + 3\text{CuO}$. This compound when kept in a dry vacuum continues to lose water slowly, until its composition corresponds to the formula $6\text{CuO}, \text{Cu}(\text{OH})_2$ (Sabatier). A hydrated cupric oxide of the composition $6\text{CuO}, \text{H}_2\text{O}$ has been obtained as a brown powder by the action of chlorine on cupric hydroxide suspended in a solution of potassium hydroxide.³

Cupric hydroxide dissolves readily in aqueous ammonia yielding a beautiful dark blue liquid, which is also produced when copper is allowed to remain in contact with aqueous ammonia, and the liquid exposed to the air. When largely diluted with water or treated with strong caustic potash, cupric

¹ Lorenz, *Zeit. anorg. Chem.* 1896, 12, 436.

² Sabatier, *Compt. Rend.* 1897, 125, 101 and 301.

³ Mawrow, *Zei. anorg. Chem.* 1900, 23, 233.

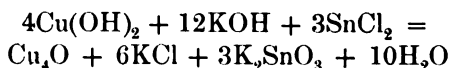
hydroxide separates out from the solution, and on heating this the black hydroxide is precipitated. A solution of copper oxide in ammonia (Schweizer's reagent) possesses the property of dissolving cellulose (cotton-wool, linen, filter-paper, &c.).¹

The above oxide and hydroxide yield the cupric salts on treatment with acids, the copper acting as a dyad. Many of the salts formed with colourless acids are colourless when anhydrous, but the hydrated salts are blue or green, the aqueous solutions having a similar colour; anhydrous cupric bromide and cupric chloride, however, are coloured. They combine with ammonia forming compounds which dissolve in water, forming deep blue solutions. The soluble salts have an unpleasant metallic taste and have an acid reaction to litmus.

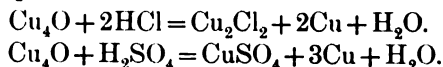
In large doses the copper salts are poisonous, causing vomiting, but in small doses they have very little action, the cases of poisoning formerly supposed to have taken place from the presence of copper in food being probably due to the presence of organic decomposition products.²

Both cupric hydroxide and the black hydroxide form basic salts with other copper salts and double basic salts with many other metals,³ whilst basic salts are also known corresponding to the hydroxide 6CuO , $\text{Cu}(\text{OH})_2$ (Sabatier).

Copper Quadrantoxide, Cu_4O , is formed by careful addition of a solution of copper sulphate to a well cooled dilute solution of stannous chloride in caustic potash, the cupric hydroxide first formed being reduced by the stannous chloride with formation of the quadrantoxide and potassium stannate: ⁴



Copper quadrantoxide is an olive-green powder which undergoes no change under water if the air be completely excluded. Exposed to air it rapidly absorbs oxygen. The composition of this compound is ascertained from the action of dilute hydrochloric or sulphuric acid upon it, when the following decomposition takes place:



¹ Schweizer, *J. pr. Chem.*, 1857, **72**, 109.

² Lehmann, *Trans. Inter. Cong. Hygiene and Demography* (London), 1891, **5**, 63.

³ Maihle, *Compt. Rend.* 1902, **134**, 142; Recoura, *Compt. Rend.* 1901, **132**, 1414.

⁴ Rose, *Pogg. Ann.*, 1861, **120**, 1.

Copper Trioxide, Cu_3O , is prepared by heating cupric oxide at temperatures between $1,500^\circ$ and $2,000^\circ$, and forms a yellowish-red mass sufficiently hard to scratch glass. It is unaffected even by concentrated mineral acids with the exception of hydrofluoric acid, but is dissolved by fused caustic potash.¹

Copper Dioxide, $\text{CuO}_2 \cdot \text{H}_2\text{O}$, is best obtained by allowing finely divided cupric hydroxide to stand with aqueous hydrogen peroxide in the cold for several days, the mixture being frequently shaken. A crystalline precipitate is thus formed, which, after washing with water, alcohol, and ether at 0° , is dried in vacuo. It has a yellowish-brown colour, and when moist readily decomposes above 6° ; when dry it does not undergo change at 170° , but at 180° decomposes, forming cupric oxide.²

CUPROUS COMPOUNDS.

205 Some doubt exists as to whether the cuprous salts are represented by the formula CuX' or $\text{Cu}_2\text{X}'_2$.

The vapour pressure of bismuth chloride³ is lowered by dissolved cuprous chloride by an amount corresponding to the simple formula CuCl . On the other hand, the vapour density of cuprous chloride both at a red heat and at a white heat corresponds with the formula Cu_2Cl_2 , whilst the formula of cuprous cyanide,⁴ as obtained from the depression of the freezing point of several organic liquids caused by dissolving this substance in them, has been found to be $\text{Cu}_2(\text{CN})_2$. It appears probable, therefore, that the cuprous salts possess the double formula Cu_2X_2 , the metal being divalent (p. 36).

Cuprous Hydride $(\text{CuH})_n$.—This compound, discovered by Wurtz,⁵ is deposited as a yellow or reddish-brown precipitate, when a solution of copper sulphate is treated with hypophosphorous acid or its sodium or zinc salt, at a temperature not exceeding 70° . At higher temperatures it decomposes into copper and hydrogen according to Wurtz, but according to Bartlett and Merrill⁶ cupric hydride and hydrogen are really

¹ Bailey and Hopkins, *Journ. Chem. Soc.* 1890, 269.

² Krüss, *Ber.* 1884, 17, 2593.

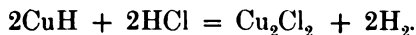
³ Rügheimer and Rudolfi, *Annalen*, 1905, 339, 311.

⁴ Werner, *Zeit. anorg. Chem.*, 1897, 15, 1.

⁵ *Compt. Rend.*, 1844, 18, 102.

⁶ *Amer. Chem. J.* 1895, 17, 185.

formed. It readily ignites in chlorine gas and is decomposed by hydrochloric acid as follows :



Cuprous Fluoride, Cu_2F_2 , is best obtained by heating cuprous chloride in a current of hydrogen fluoride at 1100° — 1200° , at which temperature the fluoride volatilises. It forms a ruby red crystalline mass, or red powder, which dissolves in boiling hydrochloric acid, but unlike cuprous chloride is not reprecipitated by addition of water.¹

Cuprous Chloride, Cu_2Cl_2 .—This substance was first obtained by Boyle² by the action of copper on mercuric chloride. He compared the substance thus obtained, which he found turned green on exposure to air, to resin or gum, and hence he gave to it the name of *resina cupri* or *cuprum gummatosum*. Proust obtained the same compound by the action of the dichloride on the salts of the monoxide, and J. Davy showed that cuprous chloride is formed together with the cupric salt when copper foil or copper filings are thrown into chlorine gas, when they burn with the evolution of a red light. If hydrochloric acid be passed over hot copper contained in a glass tube this compound is formed, and is seen to condense in transparent drops (Wöhler). It may readily be prepared on a large scale by a number of methods, all of which consist eventually in the reduction of cupric to cuprous chloride. For this purpose a mixture of copper and cupric oxide may be boiled with strong hydrochloric acid, or a hydrochloric acid solution of cupric chloride with copper; the metallic copper may be replaced by zinc dust or the cupric chloride by a mixture of cupric sulphate and sodium chloride, and the reduction may also be effected by sulphur dioxide. In all cases the cuprous chloride remains dissolved in the excess of hydrochloric acid, but separates out when the solution is poured into a large bulk of water, as a heavy white crystalline precipitate, which may be purified by washing. It crystallises from hot hydrochloric acid in white tetrahedra, has a sp. gr. of 3.7, and melts at about 434° , solidifying to a brown mass.

On exposure to light the moist substance quickly assumes a dirty violet tint, but if dried in absence of air and light, it

¹ Poulenc, *Compt. Rend.* 1893, **116**, 1446.

² *Considerations and Experiments about the Origin of Qualities and Forms*, 1664.

only assumes a faint yellow colour on exposure. When allowed to remain in moist air it absorbs oxygen and is converted into green cupric oxychloride, $3\text{CuO}, \text{CuCl}_2, 4\text{H}_2\text{O}$,¹ whilst repeated treatment with water in the presence of air converts it into cuprous oxide and cupric chloride.² If treated with water in an atmosphere of hydrogen or carbon dioxide, the chlorine passes completely into solution and a red residue of copper and cuprous oxide is obtained (Gröger).

Cuprous chloride readily dissolves in ammonia, forming, if air be completely excluded, a colourless solution which rapidly turns blue in the air owing to the absorption of oxygen and formation of cupric salts, and this reaction has been used as a means of estimating the dissolved oxygen in water.³

Cuprous chloride and carbon monoxide.—Cuprous chloride dissolves readily in hydrochloric acid, and this solution as well as the ammoniacal solution absorbs carbon monoxide, forming an unstable compound which separates out in nacreous scales when the concentrated solution is saturated with the gas, or when a thin paste of cuprous chloride and hydrochloric acid is saturated with carbon monoxide and water then added. This body is probably dicarbonyl cuprous chloride,⁴ $\text{Cu}_2\text{Cl}_2, 2\text{CO}, 4\text{H}_2\text{O}$, but as it so readily loses carbonic oxide, the formula has not been definitely determined.

Cuprous chloride and acetylene.—When acetylene is passed into a solution of cuprous chloride in potassium chloride acidified with hydrochloric acid a red precipitate, having the composition $\text{Cu}_2\text{Cl}_2, \text{C}_2\text{H}_2$, is formed. If the gas is passed into a neutral solution of cuprous chloride in potassium chloride, the precipitate produced has the composition $\text{C}_2\text{H}_2, \text{Cu}_2\text{Cl}_2, \text{Cu}_2\text{O}$ or $\text{C}_2\text{H}_2[(\text{Cu}_2\text{Cl}_2)_2\text{KCl}]_2$, according to the conditions of the experiment.⁵

The solution of cuprous chloride in ammonia absorbs acetylene forming a blood-red precipitate of cuprous acetylide, Cu_2C_2 or $\text{Cu}_2\text{C}_2, \text{H}_2\text{O}$, which is very explosive. On addition of acids to this compound it is decomposed with evolution of acetylene, and has been used as a means of preparing pure acetylene (Vol. I., p. 770).

¹ Gröger, *Zeit. anorg. Chem.* 1901, **28**, 154.

² Lean and Whatmough, *Journ. Chem. Soc.* 1898, 149.

³ Ramsay and Homfray, *J. Soc. Chem. Ind.* 1901, **20**, 1071.

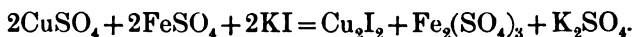
⁴ Jones, *Amer. Chem. J.* 1899, **22**, 287.

⁵ Chavastelon, *Compt. Rend.* 1901, **132**, 1489.

In a similar manner ammoniacal cuprous chloride absorbs other hydrocarbons of the acetylene series.

Cuprous Bromide, Cu_2Br_2 , is formed with ignition when bromine is brought into contact with copper heated below a red-heat. It forms a brownish crystalline mass which turns blue on exposure to sunlight and has a specific gravity of 4.72.

Cuprous Iodide, Cu_2I_2 .—This is the only known iodide of copper. It is obtained by the direct combination of the two elements when heated together or when copper is dissolved in a hot concentrated solution of hydriodic acid. If potassium iodide be added to a solution of a cupric salt, cuprous iodide is precipitated, half the iodine being liberated. The production of iodine can be prevented by the previous addition of sulphurous acid or ferrous sulphate :



A convenient way of preparing cuprous iodide is to heat copper foil, torn into shreds, in a porcelain crucible and to add iodoform in small quantities at a time. A violent reaction takes place, violet clouds of iodine being evolved, and on cooling, the copper is covered with a black scale which readily peels off, leaving a clean copper surface. This black scale consists of about 98 per cent. of cuprous iodide, and contains a little carbon and copper oxide.¹ The copper may then be reheated with iodoform until all is converted into the iodide.

Cuprous iodide is a white crystalline powder which undergoes little alteration on exposure to light, and has a specific gravity of 5.653 at 15°. ² It melts at 628°, solidifying again to form a brown mass, which yields a green powder. It is almost insoluble in water, 1 part dissolving in 233,000 of water.

Cuprous Sulphide, Cu_2S , occurs in nature as chalcocite, copper-glance, or vitreous copper in rhombic six-sided tablets or prisms having a blackish lead-grey streak and a metallic lustre, which is often tarnished green or blue. It has a specific gravity of from 5.5 to 5.8. The same compound is also formed as a black brittle mass when copper is burnt in sulphur vapour, and when large quantities of copper and sulphur are fused together. Mitscherlich in this way succeeded in obtaining this compound in rhombic octahedra. It is also formed when cupric sulphide is gently heated in a current of hydrogen.

¹ Lean and Whatmough, *Journ. Chem. Soc.* 1898, 149.

² Spring, *Rec. Trav. Chim.* 1901, 20. 79.

The black substance left when copper is dissolved in sulphuric acid is stated to be cuprous sulphide.¹

Cuprous Sulphite, $\text{Cu}_2\text{SO}_3 \cdot \text{H}_2\text{O}$. This salt is obtained by passing sulphur dioxide into a hot solution of cupric acetate in acetic acid, and separates as a heavy white precipitate consisting of microscopic nacreous plates. It combines with the alkali sulphites forming a number of double salts, which are colourless crystalline compounds. The double salt $(\text{NH}_4)_2\text{SO}_3 \cdot 2\text{Cu}_2\text{SO}_3$ when heated yields a bright red powder or scales of cupro-cupric sulphite, $\text{Cu}_2\text{SO}_3 \cdot \text{CuSO}_3 \cdot 2\text{H}_2\text{O}$. A red modification of cuprous sulphite has also been described, but it appears not unlikely that this is also a cupro-cupric salt.

Cuprous Nitride, Cu_3N .—Nitrogen gas does not act upon red-hot copper, but ammonia is decomposed into its elements when passed over the hot metal, the copper being rendered spongy and brittle and losing its metallic lustre. This alteration in the metal seems to point to the formation and subsequent decomposition of a nitride which is only stable within a short range of temperature.² The nitride may be obtained by heating precipitated cuprous oxide in a current of ammonia gas, when a dark green powder is formed which contains 93 per cent. of cuprous nitride.³ It is decomposed into its elements at about 300° , whilst acids and alkalis hydrolyse it with formation of ammonium salts or ammonia.

Nitrocopper, $\text{Cu}_2(\text{NO}_2)_2$, is obtained as a maroon-coloured powder by passing pure and dry nitrogen peroxide over finely divided copper (obtained by the reduction of copper oxide) at $25\text{--}30^\circ$. It decomposes into copper and nitrogen peroxide at 90° , is violently attacked by water with evolution of nitric oxide and formation of cupric nitrite and nitrate, and when placed in ammonia gas becomes incandescent, with formation of water, ammonium nitrate and nitrite, copper and ammoniacal copper oxide remaining behind.⁴

Copper and Phosphorus.—A number of alloys may be prepared by heating these two elements together, all of which melt at a much lower temperature than pure copper.⁵ In this way also two compounds, *cuprous phosphide*, Cu_3P , and a *phosphide*, Cu_5P_2 , have been obtained as hard grey crystalline

¹ Adie, *Proc. Chem. Soc.* 1899, 133.

² Beilby and Henderson, *Journ. Chem. Soc.* 1901, 1245.

³ Guntz and Bassett, *Bull. Soc. Chim.* 1906 [3], 35, 201.

⁴ Sabatier and Senderens, *Compt. Rend.* 1892, 115, 236; 1893, 116, 756.

⁵ Abel, *Journ. Chem. Soc.* 1865, 249.

masses.¹ Cuprous phosphide is also formed when phosphine is passed over heated cuprous chloride, or precipitated copper at 180° to 200°, or over cold moist precipitated cuprous oxide, when it is obtained as a grey amorphous powder which oxidises in oxygen, very slowly at ordinary temperatures, rapidly and with incandescence at 100°, forming phosphorus pentoxide and copper.²

Other phosphides of copper have been described³ having the formulæ Cu_2P and CuP_2 , whilst a black powder of the composition $\text{Cu}_5\text{P}_2, \text{H}_2\text{O}$ is obtained when phosphine is passed into a solution of copper sulphate⁴ (see also p. 431).

Cuprous Cyanide, $\text{Cu}_2(\text{CN})_2$.—When a solution of potassium cyanide is added to a solution of copper sulphate a red precipitate of cupric cyanide is first formed; when the liquid is boiled cyanogen gas is given off and a white precipitate of cuprous cyanide deposited. This same compound is formed by the action of potassium cyanide on cuprous chloride, and dissolves in an excess of the reagent. It may also be formed by heating copper acetate with aqueous ammonia in a sealed tube for two hours at 180°, when a colourless liquid is obtained containing in suspension finely divided copper and cuprous cyanide in crystalline plates.⁵

Cuprous cyanide forms a number of double compounds with other cyanides.⁶

Cuprous Thiocyanate, $\text{Cu}_2(\text{CNS})_2$.—Potassium thiocyanate gives a black precipitate of cupric thiocyanate when added to a solution of copper sulphate. This on long standing and washing is converted into white cuprous thiocyanate. If a reducing agent such as ferrous sulphate or sulphur dioxide be present this latter compound is at once precipitated. This reaction is often employed for the separation of copper from other metals in quantitative analysis, and also for the separation of thiocyanates.

¹ Heyn and Bauer, *Chem. Cent.* 1906, ii., 1597; see also Granger, *Ann. Chim. Phys.* 1898 [7], 14, 60; *Compt. Rend.* 1903, 136, 1397.

² Rubénovitch, *Compt. Rend.* 1899, 128, 1398.

³ Maronneau, *Compt. Rend.* 1899, 128, 936; Granger, *Ann. Chim. Phys.* 1898 [7], 14, 60.

⁴ Rubénovitch, *Compt. Rend.* 1899, 127, 270.

⁵ Vittenet, *Bull. Soc. Chim.* 1899 [3], 21, 261.

⁶ Grossmann and van der Forst, *Zeit. anorg. Chem.* 1903, 43, 94.

CUPRIC COMPOUNDS.

206 The same question arises with the cupric as with the cuprous compounds as to the molecular formula which they possess. Thus cupric chloride when dissolved in bismuth chloride¹ causes the vapour pressure of the latter to be lowered by an amount corresponding to the formula CuCl_2 , but the same salt, when dissolved in urethane,² causes a depression of the freezing-point equivalent to Cu_2Cl_4 . The vapour densities of these compounds are not known, and the simpler formulæ are therefore adopted.

Cupric Hydride, CuH_2 . This compound is obtained according to Bartlett and Merrill³ by the action of heat on cuprous hydride. When freshly prepared it is a reddish-brown spongy mass, which changes after a time to a chocolate powder. It acts as a strong reducing agent, converting potassium chlorate in solution into the chloride, and the nitrate to nitrite and ammonia.

Cupric Fluoride, CuF_2 . When cupric oxide is dissolved in hydrofluoric acid and the solution evaporated, blue crystals having the composition $\text{CuF}_2 \cdot 5\text{H}_2\text{O} \cdot 5\text{HF}$ separate out.⁴ They are sparingly soluble in water, and are decomposed at 100° with separation of the oxyfluoride, $\text{CuF}(\text{OH})$, and when heated with ammonium fluoride in a current of carbon dioxide, yield the anhydrous fluoride as a white amorphous powder, which becomes crystalline at 500° in an atmosphere of hydrogen fluoride.⁵

Cupric Chloride, CuCl_2 , is formed when metallic copper is burnt in an excess of chlorine, or when the hydrated crystalline chloride is heated. The anhydrous salt may be prepared by adding a large excess of concentrated sulphuric acid very slowly to a solution of cupric chloride, care being taken that the temperature does not rise sufficiently high to decompose the chloride, when it separates out as a yellow precipitate.⁶ Cupric chloride prepared from copper is a dark liver-coloured powder which on heating is converted into cuprous chloride with

¹ Rügeheimer and Rudolfi, *Annalen*, 1905, **339**, 311.

² Castoro, *Gazzetta*, 1898, **28**, ii., 317.

³ *Amer. Chem. J.* 1895, **17**, 185.

⁴ Böhm, *Zeit. anorg. Chem.* 1905, **43**, 326.

⁵ Poulenc, *Compt. Rend.* 1893, **116**, 1446.

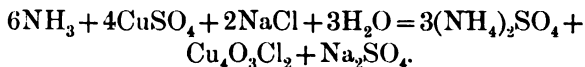
⁶ Viard, *Compt. Rend.* 1902, **135**, 168.

loss of chlorine. It readily dissolves in water, forming a green liquid which is also obtained by dissolving the oxide or carbonate in hydrochloric acid. Greenish-blue rhombic prisms or needles having the composition $\text{CuCl}_2 \cdot 2\text{H}_2\text{O}$ separate out on evaporation.

The solution saturated at 17° contains 75.6 parts of the anhydrous salt in 100 of water and has an emerald-green colour, which on dilution with water changes to bluish-green. It is very deliquescent and is soluble in alcohol, the solution burning with a fine green flame and giving a characteristic channelled-space spectrum.

Basic Cupric Chloride, or *Copper Oxychloride*, $\text{Cu}_3\text{O}_2\text{Cl}_2 \cdot 4\text{H}_2\text{O} = 2\text{CuO}, \text{CuCl}_2 \cdot 4\text{H}_2\text{O}$. This compound forms a pale blue precipitate when caustic potash is added to an excess of a solution of cupric chloride. When it is heated it loses water and is converted into a brown or blackish powder, and when moistened, this takes up three molecules of water and changes again to a green colour.

When a solution of cupric chloride is mixed with cupric hydroxide, or when caustic potash is added to the solution of the former salt in quantity insufficient to ensure complete precipitation, a compound having the composition $\text{Cu}_4\text{O}_3\text{Cl}_2 \cdot 4\text{H}_2\text{O}$ is thrown down. This substance occurs native in the form of a green sand composed of small rhombic prisms found at Atacama, as well as in Peru, Bolivia, and other places, and hence termed atacamite. According to Field, this mineral is at the present day being formed on the south coast of Chili by the action of sea-water on copper pyrites. The same compound may be artificially obtained in the crystalline state by heating common salt with an ammoniacal solution of copper sulphate to 100° (Debray), the decomposition being:



This compound is also formed when a solution of copper sulphate is boiled with a small quantity of bleaching-powder solution; the product obtained occurs in commerce as a light, bright green powder, used in the arts as a pigment and known under the name of *Brunswick green*. On heating it loses water and becomes black, but regains the green colour on moistening. Other oxychlorides of copper are also known, some being minerals and others artificial products. Cupric chloride

also unites with other chlorides forming crystalline double salts.

Cupric Bromide, CuBr_2 . When cupric oxide is dissolved in hydrobromic acid and the solution allowed to stand in a vacuum over sulphuric acid, the anhydrous bromide separates out in dark crystals very similar to those of iodine. These are very deliquescent, and on heating in absence of air decompose into cuprous bromide and bromine.

Cupric Sulphide, CuS , occurs in nature as covellite or indigo-copper, occurring sometimes in hexagonal crystals but more frequently in the massive state as at Mansfeld, on Vesuvian lavas, and in Chili. It has a semi-metallic lustre and an indigo-blue colour, and a specific gravity of 4.6.

This compound is prepared artificially by heating cuprous sulphide with flowers of sulphur to a temperature not above that of boiling sulphur (Hittorf). It may also be prepared by triturating finely-powdered cuprous sulphide in a mortar with cold strong nitric acid until the action ceases; the powder is then washed, cupric sulphide remaining behind.¹ It may likewise be obtained as a blackish-brown precipitate by passing a current of sulphuretted hydrogen gas into a solution of a cupric salt. The finely-divided moist precipitate easily oxidises on exposure to the air. When cupric sulphide is gently heated in absence of air or in a current of hydrogen, it decomposes into sulphur and cuprous sulphide, and this method is often used for the estimation of the metal (Rose).

Several *polysulphides of copper* have been described having the formulæ Cu_2S_5 ,² Cu_2S_6 , Cu_4S_5 and Cu_2S_3 .³ These are all unstable bodies, which on keeping, slowly decompose into cupric sulphide and sulphur.

Cupric Sulphate, CuSO_4 . This salt, commonly termed copper sulphate, copper vitriol or blue vitriol, has long been known, being found in solution in the drainage water of copper mines. It was for a long time confounded with green vitriol or iron sulphate, this being partially due to the fact that both frequently occur together in the same drainage water and are capable of crystallising together. In the works attributed to Basil Valentine the fact is recognised that both iron and copper vitriol can occur together, for he says: "Venus and Mars can be

¹ Faraday, *Quart. Jour. Sci.* 21, 183.

² Bodroux, *Compt. Rend.* 1900, 130, 1397.

³ Rössing, *Zeit. anorg. Chem.* 1900, 25, 407.

brought back into a virtuous vitriol." The alchemists frequently experimented on such mixed vitriols, as they believed that they contained the *materia prima* employed for the preparation of the philosopher's stone. Thus, in the above-mentioned work we read, "where copper and iron are found together gold will not be far distant."

The artificial production of copper sulphate is first described by Van Helmont in 1644, who obtained it by heating together copper and sulphur, and moistening the residue with rain-water. Glauber in 1648 proved that it might be readily obtained by boiling copper with oil of vitriol.

Copper sulphate is obtained on the large scale chiefly from copper pyrites, which is carefully roasted, the copper under suitable conditions being oxidised to copper sulphate whilst the iron is chiefly converted into oxide. The residue is lixiviated and the copper sulphate separated from the solution by crystallisation. The mother-liquors contain both copper and iron sulphates, from which the copper may be precipitated by scrap iron. For agricultural use the presence of iron in the copper sulphate is not injurious, and for sulphate intended for this purpose the mother-liquor may be directly evaporated. The precipitated copper as well as copper scale and metallic copper obtained by other processes or as scrap is roasted in reverberatory furnaces and the product treated with dilute sulphuric acid. If the copper contains gold or silver it is treated with sulphuric acid mixed with its own volume of water, the silver and gold being left undissolved.

Where argentiferous copper ores are used the roasted ore is added in small quantities to sulphuric acid and digested until the solution contains but little free acid. Lead and gold remain behind as an insoluble powder, and the clear liquor is run into wooden tanks lined with lead, and containing strips of copper on which the whole of the silver and part of the arsenic and antimony are deposited, whilst the greater portion of the bismuth separates as a basic sulphate. The copper sulphate solution, thus freed from other metals is then crystallised in large lead-lined coolers, the crystals being deposited on strips of lead hung up in the liquid.

The commercial sulphate always contains small quantities of iron which may be removed by boiling the solution with a little nitric acid, the ferrous sulphate being thus converted into ferric sulphate which remains in the mother-liquor on recrystallisation.

Cupric sulphate is also obtained as a secondary product in the refining of silver; the silver is precipitated from a solution of the sulphate in the metallic form by strips of copper, and pure cupric sulphate remains behind.

Copper sulphate crystallises from warm saturated solutions on cooling in transparent blue triclinic crystals (Fig. 123, p. 215) having the formula $\text{CuSO}_4 \cdot 5\text{H}_2\text{O}$ and a specific gravity of 2.28. 100 parts of water dissolve, according to Poggiale, as follows:

At	10°	20°	30°	50°	70°	90°	100°
$\text{CuSO}_4 \cdot 5\text{H}_2\text{O}$	36.95	42.31	48.81	65.83	94.60	156.44	203.32.

The salt is insoluble in absolute alcohol and only slightly soluble in dilute spirits. When it is heated for some time to 100°, the hydrate $\text{CuSO}_4 \cdot \text{H}_2\text{O}$ remains as a bluish-white powder, which at a temperature of from 220° to 260° loses nearly all its water. Even at 360°, however, a small amount of water (0.04 per cent.) is retained and is only lost at a temperature at which the salt begins to lose sulphur trioxide (Richards). The residue at 260° forms a white mass which is extremely hygroscopic, becoming blue on absorption of water. This reaction is sometimes used for the purpose of ascertaining the presence of water in organic liquids, and also for dehydrating the same. The anhydrous compound may be obtained in the form of grey prismatic needles by heating the hydrated sulphate with ammonium sulphate out of contact with the flame gases.¹

The anhydrous as well as the hydrated sulphate absorbs two molecules of hydrochloric acid gas with evolution of heat and formation of cupric chloride and sulphuric acid. This same decomposition takes place when copper sulphate is treated with an excess of aqueous hydrochloric acid; the temperature sinks and the salts dissolve with formation of a green liquid which on concentration yields crystals of cupric chloride. This reaction of copper sulphate is employed for separating hydrochloric acid from mixtures of gases, as, for instance, from chlorine or from carbon dioxide which has been prepared by means of hydrochloric acid. Copper sulphate is largely used in calico-printing, and in the preparation of the pigments of copper, as Scheele's green and emerald green. It is also used in very large quantity in the processes of electro-metallurgy. A crude copper sulphate con-

¹ Klobb, *Compt. Rend.* 1892, 114, 836.

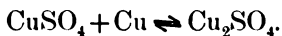
taining ferrous sulphate is used in agriculture for preventing "smut" in seeds.

Hydrates containing $2\text{H}_2\text{O}$ and $3\text{H}_2\text{O}$ are also known in addition to those described above, and copper also forms a series of basic sulphates. When the normal sulphate is kept for several hours at a dark red-heat, an amorphous orange-yellow powder remains behind having the composition

$\text{SO}_2 \begin{matrix} \diagup \text{O}-\text{Cu} \\ \diagdown \text{O}-\text{Cu} \end{matrix} \text{O}$, which is decomposed in contact with cold

water into copper sulphate and an insoluble green basic sulphate, $\text{CuSO}_4 \cdot 3\text{Cu}(\text{OH})_2$. By the action of boiling water a salt having the composition $\text{CuSO}_4 \cdot 2\text{Cu}(\text{OH})_2$ is formed. These as well as other basic salts are also obtained when a solution of copper sulphate is treated under certain conditions with potash or ammonia. Some occur as minerals; thus brochantite is a native basic sulphate having the formula $\text{CuSO}_4 \cdot 3\text{Cu}(\text{OH})_2$, and occurring in bright green rhombic tablets, whilst a basic sulphate of composition $\text{CuSO}_4 \cdot 2\text{Cu}(\text{OH})_2$ has also been found occurring in nature as a mass of small green crystals.¹ The former can be artificially prepared by allowing a piece of porous limestone to lie in a solution of copper sulphate.

When a solution of copper sulphate containing sulphuric acid is shaken with metallic copper, some cuprous sulphate is formed² and equilibrium is set up according to the equation:



The amount of cuprous sulphate produced increases with the temperature and the concentration; thus at 100° in a solution containing originally one gram-molecule per liter of cupric sulphate, the concentration of the cuprous sulphate is $1/82$ of that of the cupric salt, when equilibrium has been attained.

Cupric Nitrate, $\text{Cu}(\text{NO}_3)_2$.—In his *De furnis novis philosophicis*, published in 1648, Glauber mentions the fact that the solution of copper in nitric acid on evaporation leaves a green residue, and Boyle in 1664 observed that crystals could be obtained from the solution and that these had the power of colouring the flame of a spirit-lamp green. In order to pre-

¹ Cesaro and Buttgenbach, *Ann. Soc. Geol. Belgique*, 1897, **24**, *Bull.* pp. xli.

² Abel, *Zeit. anorg. Chem.* 1901, **26**, 361.

pure copper nitrate, copper scale or copper oxide is dissolved in dilute nitric acid and the solution evaporated to crystallisation. In this way fine blue prismatic crystals, having the composition $\text{Cu}(\text{NO}_3)_2 \cdot 3\text{H}_2\text{O}$, are obtained which melt at 114.5° , possess a caustic metallic taste and cauterise the skin. This hydrate is stable in contact with its solution from its melting point to 24.5° , when it forms the hexahydrate, which in its turn passes at about -20° into a hydrate with $9\text{H}_2\text{O}$. The anhydrous nitrate is not known, as the hydrated salt when heated loses nitric acid, a basic salt of the composition $\text{Cu}(\text{NO}_3)_2 \cdot 3\text{Cu}(\text{OH})_2$ being formed. Copper nitrate is deliquescent and very soluble in water, and is deposited as a fine crystalline powder when its concentrated solution is mixed with nitric acid of specific gravity 1.522. This salt, owing to the ease with which it is decomposed, possesses strong oxidising properties. If some crystals of it be wrapped up in tin foil and rubbed, decomposition begins, often accompanied by a rise of temperature sufficient to cause emission of sparks. If a solution of copper nitrate be evaporated with one of ammonium nitrate, decomposition takes place at a certain degree of concentration attended with violent detonations. Copper nitrate is used as an oxidising agent in the processes of dyeing and calico-printing, especially in the production of catechu-browns, and of some steam colours containing logwood.

Cupric Phosphide, Cu_3P_2 , is formed when phosphine is passed over cupric chloride or when phosphorus is boiled with a cupric salt. It is a black powder, or, when prepared at a high temperature, a greenish-black metallic mass, which, when ignited in hydrogen, is converted into cuprous phosphide.

Normal Cupric Phosphate, $\text{Cu}_3(\text{PO}_4)_2 \cdot 3\text{H}_2\text{O}$, is best obtained by dissolving the carbonate in dilute phosphoric acid and heating the solution to 70° , when a fine blue crystalline powder is deposited. On heating this with water in closed tubes it decomposes into phosphoric acid and a *basic salt* $\text{Cu}:\text{PO}_4 \cdot \text{Cu} \cdot \text{OH}$ (Debray), or $\text{Cu}_3(\text{PO}_4)_2 \cdot \text{CuO} \cdot \text{H}_2\text{O}$,¹ which latter occurs in nature as libethenite. The artificial compound crystallises in rhombic prisms, and libethenite in dark olive-green prisms having a waxy lustre. The same compound also occurs in the massive state. Another basic copper phosphate is the mineral phosphochalcite or pseudomalachite; this occurs in triclinic

¹ Caven and Hill, *J. Soc. Chem. Ind.* 1897, 16, 29.

emerald-green crystals having the composition $\text{PO}_4(\text{CuOH})_3$. Other basic phosphates of copper are known.

Copper Arsenides.—These elements combine in several proportions, whilst certain copper arsenides are found as minerals; thus whitneyite, Cu_9As , occurs as a bluish red or greenish white amorphous or crystalline malleable substance found in Michigan and also in California and Arizona. Algodonite, Cu_6As , found in Chili and Lake Superior, possesses a silver-white or steel-grey lustre; and domeykite, Cu_3As , found at Portage Lake, has a tin-white to steel-grey colour. According to Reinsch, the grey deposit obtained when metallic copper is placed in a solution of arsenious oxide in hydrochloric acid has the composition Cu_5As_2 , and this on heating is converted into Cu_3As . When arsenic vapour mixed with carbon dioxide or some other inert gas is passed over copper heated to the boiling point of sulphur the arsenide Cu_5As_2 is formed, and this, when the temperature is raised, is transformed into Cu_3As ¹. The freezing-point curve of copper and arsenic also points to the formation of these two arsenides.² When arsine is passed over dry cupric chloride the compound Cu_3As_2 is formed.

Cupric Arsenite, CuHAsO_3 , was first obtained by Scheele by precipitating a solution of potassium arsenite with copper sulphate, and is still prepared by the same process. It is a siskin-green precipitate, which is known as a pigment under the name of *Scheele's green*. The salt forms a blue-coloured solution in caustic potash which is quickly decomposed on heating with separation of copper oxide.

Arsenates of Copper.—These salts correspond closely to the phosphates, and several basic salts occur in the mineral kingdom. The *ortharsenate* $\text{Cu}_3(\text{AsO}_4)_2 \cdot 2\text{H}_2\text{O}$ is obtained as a blue amorphous powder by heating together copper nitrate and calcium arsenate. Olivenite, $\text{Cu}:\text{AsO}_4 \cdot \text{Cu} \cdot \text{OH}$, crystallises in olive-green or brown rhombic prisms, and can be obtained artificially by heating a solution of the ortharsenate to 100°.

Clinoclasite, $\text{AsO}_4(\text{CuOH})_3$, forms dark green monoclinic prisms possessing a pearly or vitreous to resinous lustre.

Carbonates of Copper.—We are only acquainted with basic copper carbonates. Of these two occur in large quantity in the mineral kingdom. Malachite, $\text{CuCO}_3 \cdot \text{Cu}(\text{OH})_2$, forms monoclinic, frequently twin, crystals which are rarely perfectly

¹ Granger, *Compt. Rend.* 1903, **136**, 1397.

² Richards, *Ber.* 1898, **31**, 3163.

developed, simple crystals being seldom found. It also occurs massive with botryoidal or stalactitic surface, often fibrous and frequently granular or earthy. Its colour is a bright green, and its specific gravity varies from 3·7 to 4·01. Green malachite accompanies other ores of copper, occurring especially in the Urals, at Chessy in France, in Cornwall and Cumberland in England, and at the copper-mines of Nischne-Tagilsk. The fibrous varieties are frequently deposited in different coloured layers which take a high polish, and from these masses vases and other ornamental articles are manufactured. It also forms a most valuable copper ore. Crystals of malachite can be obtained artificially by allowing a piece of porous limestone to lie in a solution of copper nitrate having a specific gravity of 1·1, until the stone becomes covered with basic nitrate, and then bringing it into a solution of sodium carbonate having a specific gravity of 1·04, when after a few days malachite crystals are formed (Becquerel). When a solution of copper sulphate is precipitated in the cold with sodium carbonate an amorphous blue precipitate of a basic carbonate of copper is thrown down, the composition of which varies with the temperature and other conditions of the experiment.¹

Verdigris or copper rust formed by the joint action of air and water on copper possesses the same composition as malachite.

Azurite or *Azure Copper Ore*, $2\text{CuCO}_3 \cdot \text{Cu}(\text{OH})_2$, occurs together with malachite and other copper ores in shining monoclinic tablets or short prisms, and also as an amorphous or earthy mass having a dark azure-blue colour. It possesses a specific gravity of 3·5 to 3·83. If crystallised copper nitrate be heated with pieces of chalk under a pressure of from 3 to 4 atmospheres a crystalline warty mass of azurite is formed (Debray). Azurite dissolves in a hot solution of sodium bicarbonate and the solution on boiling deposits a green powder of malachite.

207 Copper and Silicon. When these two elements are heated together in the electric furnace, cuprosilicon, Cu_4Si , is obtained.² This body has been prepared in the pure state by heating together 17 parts of silicon with 9 parts of copper in an atmosphere of hydrogen, the excess of silicon being removed

¹ Gröger, *Zeit. anorg. Chem.* 1900, **24**, 127.

² Lebeau, *Compt. Rend.* 1906, **142**, 87 and 154; Vigouroux, *Compt. Rend.* 1896, **122**, 318.

from the cooled mass by washing with a solution of sodium carbonate. Prepared in this way it is a hard brittle body with a silver-white metallic appearance, which rapidly darkens, on keeping, to a yellow colour and finally becomes brick-red. It has a specific gravity of 7.48, and is attacked by chlorine and dilute nitric acid.¹

Silicates of Copper.—Two silicates of copper occur as minerals. *Dioptase* or *emerald copper*, H_2CuSiO_4 , is found in compact limestone in the Kirghese Steppes and also in Siberian gold-washings. It forms emerald-green hexagonal crystals (class 15, p. 185), having a specific gravity of 3.3.

Chrysocolla, $\text{H}_2\text{CuSiO}_4 \cdot \text{H}_2\text{O}$, exists as a bluish botryoidal mass occurring with other copper ores. The name of chrysocolla occurs in old writers and serves to describe the most diverse bodies. The word originally was used to signify the substance employed for soldering gold ($\chi\rho\upsilon\sigma\acute{o}\varsigma$, gold, and $\kappa\omicron\lambda\lambda\acute{\iota}\omega$, to cement); and this being prepared from urine was probably microcosmic salt which became coloured blue in the act of soldering gold to copper or brass. The word then came to be used for any green or blue substance, especially such as contained copper; the confusion thus created was great, all blue or green minerals, such as emerald and malachite, as well as substances which were employed for soldering, being termed chrysocolla. Brochant, in the year 1808, first proposed to confine the use of the name to this particular mineral.

AMMONIACAL COMPOUNDS OF COPPER.

208 By the action of ammonia on both cuprous and cupric salts, a large number of compounds have been obtained, the empirical formulæ of which show that combination has taken place between the copper salt and a varying number of molecules of ammonia. As to the manner in which the combination takes place, and the exact constitution of the products, very little is at present known, and they are usually formulated as additive compounds or in accordance with Werner's co-ordination theory. Many other metals form similar series of ammoniacal derivatives, these being often more complex than in the case of copper, as for example those of cobalt and platinum. The compounds appear to be formed chiefly by the metals occurring in the middle of Mendeléeff's double periods (p. 55).

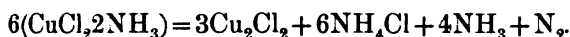
¹ Vigouroux, *Compt. Rend.* 1906, 142, 87.

The ammoniacal cuprous compounds are colourless when pure, but very readily undergo oxidation, yielding the corresponding ammoniacal cupric salts, which usually have a deep blue colour and yield solutions of the same colour. The most important of these are the derivatives of cupric chloride and sulphate.

Cuprous Ammonium Sulphate.—Colourless crystals of the composition $\text{Cu}_2\text{SO}_4 \cdot 4\text{NH}_3 \cdot \text{H}_2\text{O}$ have been obtained by passing a weak electric current through a strongly ammoniacal solution of cupric sulphate.¹ In moist air this substance changes rapidly to copper and a cupric compound.

Cupric Chloride and Ammonia.—Anhydrous cupric chloride absorbs ammonia, increasing in bulk and forming a blue powder having the composition $\text{CuCl}_2 \cdot 6\text{NH}_3$ which gradually dissociates first into $\text{CuCl}_2 \cdot 4\text{NH}_3$, and then further to $\text{CuCl}_2 \cdot 2\text{NH}_3$.²

When ammonia is passed into a hot saturated solution of cupric chloride a dark blue solution is formed, which, on cooling, deposits small dark blue octahedra or pointed tetragonal prisms of *cuprammonium chloride*, $\text{CuCl}_2 \cdot 4\text{NH}_3 \cdot 2\text{H}_2\text{O}$.³ It is converted at 150° into $\text{CuCl}_2 \cdot 2\text{NH}_3$, which is a green powder, and on further heating decomposes as follows :



Water converts it into cuprammonium chloride, ammonium chloride, and a basic cupric chloride having the composition $\text{CuCl}_2 \cdot 4\text{CuO} \cdot 6\text{H}_2\text{O}$.

Cupric Sulphate and Ammonia.—When a solution of copper sulphate is treated with ammonia a basic sulphate is first thrown down. On further addition of ammonia this dissolves to a deep pure blue liquid containing *cuprammonium sulphate*, $\text{CuSO}_4 \cdot 4\text{NH}_3 \cdot \text{H}_2\text{O}$, which was first described by Stisser in 1693 as an *arcantum epilepticum* and afterwards termed *cuprum ammoniacale*. In order to obtain this compound in fine crystals a layer of strong alcohol is poured on to the concentrated aqueous solution and the whole allowed to stand: in this way very long and thin transparent azure-blue rhombic prisms are deposited. These on exposure to the air lose ammonia and are gradually transformed into ammonium sulphate and basic copper sulphate. Heated gently to 150° an apple-green powder of the

¹ Foerster and Blankenberg, *Ber.* 1906, **39**, 4428.

² Bouzat, *Compt. Rend.* 1902, **135**, 292; *Ann. Chim. Phys.* 1903, (7), **29**, 305.

³ Sabbatani, *Ann. Chim. Farm.* 1897, **26**, 337.

composition $\text{CuSO}_4 \cdot 2\text{NH}_3$, is obtained. Anhydrous copper sulphate absorbs dry ammonia gas with evolution of heat forming a fine blue powder consisting of $\text{CuSO}_4 \cdot 5\text{NH}_3$, which like the foregoing compound on heating to 200° forms the compound $\text{CuSO}_4 \cdot \text{NH}_3$ (Graham).

It will be noticed that in several of these compounds the total number of molecules of water and ammonia in combination with the copper sulphate molecule is five, and they may therefore be regarded as crystallised copper sulphate, $\text{CuSO}_4 \cdot 5\text{H}_2\text{O}$, in which either the whole or a certain number of the water molecules have been replaced by an equal number of ammonia molecules. The same relation is found still more prominently in the ammoniacal compounds of some of the other metals.

DETECTION AND ESTIMATION OF COPPER.

209 The halogen compounds and nitrate of copper colour the non-luminous gas flame green, and the same coloration is obtained from the other salts when mixed with a chloride or moistened with hydrochloric acid.

The spectrum of this flame is a banded one containing a large number of lines of which two in the violet lying between the rubidium and caesium lines are the most characteristic. The spark spectrum of cupric chloride is also rich in lines and contains very bright lines in the green (Lecoq de Boisbaudran). When borax is moistened with any copper salt and heated in the oxidising flame a bead is obtained which, when hot, is green and when cold possesses a blue colour; in the reduction flame, especially with the addition of a small quantity of tin or a tin compound, the bead becomes red and opaque with separation of cuprous oxide or metallic copper. Copper salts are thrown down by sulphuretted hydrogen in the form of a brownish-black precipitate of cupric sulphide, CuS , which is slightly soluble in ammonium sulphide, but not in freshly prepared potassium or sodium sulphide. The precipitated sulphide dissolves readily in warm dilute nitric acid forming a clear blue solution which assumes a fine dark blue colour on the addition of ammonia. This reaction is employed for the quantitative separation of copper from all other metals. Copper can also easily be detected by the reduction to the red metallic bead on charcoal before the blowpipe, or upon the charred end of a lucifer match (Bunsen's test).

Copper is estimated quantitatively either as oxide, sulphide, or metal. For the purpose of estimating it as oxide, the boiling solution of the copper salt is treated with a slight excess of pure potash or soda, the precipitate repeatedly washed by decantation with boiling water, then thrown on to a filter, again washed, dried, and ignited.

Very satisfactory results are obtained by the electrolytic deposition of the metal, this method being especially advantageous where a large number of determinations have to be made daily as is the case in a copper works. The copper solution is obtained free from nitric acid by repeated evaporation with sulphuric acid, and is then electrolysed in a platinum basin which acts as the cathode, the anode being a platinum wire. The copper is thus deposited on the basin; it is washed repeatedly by decantation with hot water, then with a little alcohol, dried and weighed together with the tared basin.

Copper is often estimated volumetrically by adding potassium iodide to a solution of the sulphate and estimating the iodine liberated, by titration with standard sodium thiosulphate.

Atomic weight of Copper.—By the reduction of precipitated copper oxide with hydrogen Berzelius obtained the number 62·83, whilst Erdmann and Marchand by the same method obtained the number 62·98. Hampe, by the reduction of the oxide and by the electrolysis of pure copper sulphate, obtained a number almost identical with that of Berzelius, viz., 62·85. The careful experiments of Richards have shown that all these numbers are too low, the error being due to the fact that copper oxide contains occluded nitrogen and oxygen, and that copper sulphate cannot, as previously supposed, be completely dehydrated at 255°. Richards, therefore, determined the atomic weight by the analysis of pure cupric bromide, the amount of silver required for complete decomposition of the bromide and also the weight of the silver bromide formed being ascertained. The average of the results gave the number 63·12 for the atomic weight of copper. From the sulphate he obtained the number 63·13, and from the average of the five most trustworthy series of experiments concludes that the atomic weight is 63·127 (H = 1); 63·604 (O = 16).¹ The number now adopted is 63·1 (H = 1); 63·6 (O = 16).

¹ Numerous papers in *Chem. News*, 1891-2, 63, 65, 66.

SILVER (ARGENTUM), Ag = 107·12 (H = 1).
= 107·93 (O = 16).

210 Silver has been known from the earliest times, and the oldest names by which it was designated referred to its bright white colour; thus in the Hebrew, *Késeph*, the root signifies to be pale, whilst the Greek word *ἄργυρος*, silver, is derived from *ἀργός*, shining. The alchemists termed silver Luna or Diana, and it is often represented by the symbol of the crescent moon.

Silver occurs frequently in the native state, and is sometimes found in considerable quantity; thus, in the museum at Copenhagen is a mass of native silver found at Kongsberg in Norway which weighs a quarter of a ton, and in South Peru masses have been found which weigh more than 8 cwt., whilst at Idaho, at the "poor man's lode," large masses of native silver have also been obtained. Native silver usually contains gold, copper, and sometimes mercury and other metals.

The most important ores of silver are: argentite or silver-glance, Ag_2S ; pyrargyrite, ruby-silver, or dark-red silver, Ag_3SbS_3 ; stromeyerite or silver-copper glance, $(\text{Ag,Cu})_2\text{S}$; stephanite, Ag_5SbS_4 ; polybasite, $(\text{Ag,Cu})_9(\text{Sb,As})\text{S}_6$; chlorargyrite or horn-silver, AgCl . Of less importance are proustite or light-red silver ore, Ag_3AsS_3 , dyscrasite, Ag_4Sb , silver bromide, AgBr , silver iodide, AgI , and others. Silver also occurs in seawater, a fact which was known to Proust in the year 1787.

211 *Metallurgy of Silver.*—Metallic silver is obtained from its ores by four different processes; either it is alloyed with lead, and then the lead is removed by oxidation, or it is amalgamated with mercury and this removed by distillation, or it is brought into combination with copper sulphide by smelting with pyritic copper ores, and the argentiferous matte produced is treated by a wet method, or lastly it is brought into solution as a salt and precipitated. The practical adoption of one or other of these processes depends upon the nature of the ore, the position of the mine, and the price of the labour, fuel, &c.

It was by the first of these methods that the ancients extracted silver from its ores, and this remained for long the only known process. Strabo describes the method adopted in Spain for this purpose. The washed ore was melted with lead and after this was got rid of (*ἀποχυθέντος τοῦ μολύβδου*) the

pure silver remained behind. Pliny also, though he did not understand the nature of the operation, states that in order to obtain pure silver the ore must be cupelled together with lead; concerning the silver ore he says, "excoqui non potest, nisi cum plumbo nigro aut cum vena plumbi—et eodem opere ignium descendit pars in plumbum, argentum autem innatat, ut oleum aquis," being an indistinct statement of the mode in which metallic silver separates from the oxidised slag. This process was termed in the works attributed to Basil Valentine "Saigern" or "eliquation."

The Cupellation Process.—In this process the silver ores are first converted into an alloy of lead and silver by smelting with lead ores, which reduces the silver to the metallic state, the excess of lead combining with it to form an alloy. The metallic lead obtained from galena always contains silver in small quantities, and from this a quantity of lead rich in silver is obtained by liquation, according to Pattinson's process. (See under Lead.) To obtain the silver free from lead in both cases the alloy is subjected to the process of cupellation, the lead being oxidised to litharge, which is removed, leaving the silver in the metallic state. For this purpose there are many different forms of furnace, modes of refining, &c., in use, but only two distinct methods of cupellation are employed, viz.: (1) the English, and (2) the German system.

(1) *The English Process.*—The peculiarity of this system is that the cupel or porous hearth or test upon which the oxidation takes place is movable, and the lead is added at intervals.

Figs. 165, 166, 167 show the construction of the English cupellation furnace or refinery. Fig. 165 shows a transverse section through the test, Fig. 166 a plan and sections of the test and test frame, and Fig. 167 the side elevation.

The refinery consists essentially of a reverberatory furnace. The metal to be refined is placed upon the hearth, or cupel, or test (E), which consists of an oval wrought-iron frame (AA', Fig. 166) about five feet long and two and a half feet wide, crossed by five iron bars (a).

Formerly this frame was filled with finely-powdered bone-ash, moistened with a little water in which a small quantity of potassium carbonate had been dissolved. This was well solidified by beating, and scooped out until it was an inch thick, and had the form shown in the figure.

At the present time, marl, similar in composition to that

used in the German furnace, or cement or various mixtures of cement and fireclay, are often used for the first stage of the process, bone-ash being employed for the final stage.

In forming the test, a flat rim is left all round, about two inches




FIG. 165.

wide, except at one end (E, Fig. 166), called the front or breast of the cupel, where it is five inches wide, and through this a channel (G) connecting the bed of the cupel with the slot (G') is cut to allow the melted oxide of lead to flow out into the waggon (I), beneath, without coming into contact with the iron, which it

would corrode. The cupel thus arranged is wedged up into its place in the furnace, of which it forms the hearth (E, Fig. 165), where it is so arranged that the flame from a coal fire lying on the bars plays over its surface, and the products of combustion escape through two flues; the door of the furnace is shown in Fig. 167. A blast of air from the nozzle or tuyere (M Fig. 165) enters the furnace at the side opposite that against which the breast of the cupel is placed, a current of air being thus blown over the surface of the lead at the rate of about 200 cubic feet per minute. Opposite the door is a hood for carrying the fumes into the chimney. The temperature is




FIG. 166.

gradually raised to redness, and the cupel is almost filled with the lead to be treated, which is ladled in from the iron pot where it has been previously melted by means of a fire placed beneath. Fresh lead is added from time to time to supply the place of that which is oxidised, until at length a quantity of lead originally amounting to about five tons is reduced to between two and three cwt. This melted metal is withdrawn by making a hole through the bottom of the cupel; the aperture is afterwards closed with fresh bone-ash or marl, and another charge is proceeded with. When a quantity of rich lead sufficient to yield from 3,000 to 5,000 ounces of silver, or from 93 to 155 kilos., has been thus obtained, it is again placed in a cupel, and




FIG. 167.

the last portions of lead are removed. It is found advantageous to effect this final purification of the concentrated silver-lead separately, because in the last stages of the operation the litharge carries a good deal of silver down with it; these portions of litharge, therefore, after being reduced, are again subjected to the desilverising process.

(2) *The German Cupellation Process.*—This differs from the English process inasmuch as the hearth is always formed of marl instead of bone-ash and the process is completed in one operation. The natural marl used consists of about 65 per

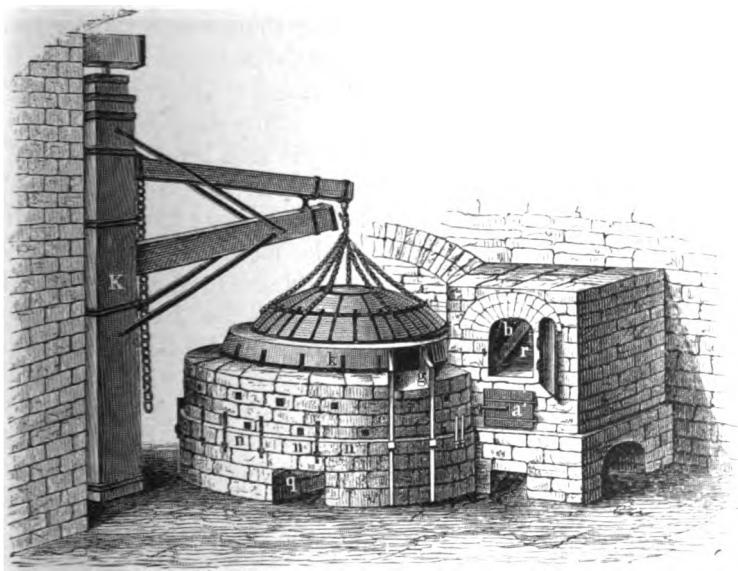


FIG. 168.

cent. of limestone and 30 per cent. of clay, together with 5 per cent. of magnesium carbonate and oxide of iron.

The hearth is made of large dimensions, and the whole of the charge is placed on the cupel at once. The furnace used for this purpose is shown in Fig. 168. The circular cover *k* is movable for the purpose of renewing the cupel. When all is ready, straw is thrown upon the hearth, on to which the pigs of rich lead are placed; the cover *k* is then lowered and the joints made good with clay; the fire is lighted, and as soon as the lead is melted its surface becomes covered with a dark crust termed "abzug," consisting of the oxides of foreign oxidisable metals and other impurities in the lead; this crust is skimmed off through the

working door (*g*); the heating is regulated so as to maintain the lead at a dark-red heat, until the impurities cease to separate in the form of scum. The next product which appears is known as "abstich," or impure litharge, and at the end of two hours the formation of the pure litharge begins, the temperature being kept up at a cherry-red heat until the operation is complete. Just before the last portions of lead are removed a beautiful appearance, known as the fulguration of the metal, is noticed. During the early stages of the operation the film of lead oxide is constantly being formed, and this is renewed as rapidly as it is removed; but when the lead has all been oxidised, the film of litharge becomes thinner and thinner, and as it flows off a succession of beautiful iridescent tints due to the colour of thin films (Newton's rings) is observed, and after a few moments the film of oxide suddenly disappears and the brilliant surface of the metallic silver is seen beneath.

To obtain the silver from the alloy of zinc, silver and lead obtained in the Parkes process for desilverising lead (see Lead), this is first heated slightly above the melting point of lead to remove as much of the latter as possible, and the residue heated with lime and coal in a retort just as in the Belgian process for the manufacture of zinc. The residual lead-silver alloy is then cupelled in the usual manner.

The Mexican Amalgamation Process.—Although the ancients were well acquainted with the fact that mercury dissolves gold and silver, it does not appear that they applied this knowledge to the extraction of silver from its ores. This was first done in Mexico in the year 1557 by Bartholomeo de Medina, and applied on the large scale in the year 1566. The same process was employed at Potosi in Peru in 1574, and fully described in 1590 by Joseph Acosta, in his *Historia natural y moral de las Indias*. The identical method is still carried on in Mexico, Peru, and Southern Chili, and is valuable for those localities where cheap fuel cannot be obtained. The ores which are worked by this process contain metallic silver, sulphide of silver, chloride of silver, &c., these substances being distributed in small masses through large quantities of gangue, thus rendering it difficult or impossible to separate the ore by washing.

The first operation in the process, which has to be carried on in a country devoid of fuel and running water, and where, therefore, neither steam nor water-power can be obtained, is the fine division of the ore. This is effected by stamping and grinding

mills worked by horse or mule power, and termed *arrastra*. Into these water and ore are brought and ground together to a fine mud between blocks of porphyry fastened to an axis which is turned by the mules; the wet and powdered ore is then brought on to a paved floor termed a *patio*, and mixed with from 3 to 5 per cent. of common salt, and the salt thoroughly incorporated with the mass by the treading of mules. After standing for a day, mercury is added together with a substance termed *magistral*, an impure mixture of cupric and ferric salts. As soon as the magistral has been added, more mercury is poured on, and the heap or *torta* is again trodden by mules to bring about a thorough incorporation of the ingredients and thus to effect the chemical decomposition which their contact entails. The treading of the *torta* is generally performed by mules which are blindfolded and tied together four abreast; one mule for every two montones (about three tons) is required at Guanaxuato for the effectual treading of a heap. A driver, who stands in the centre of the *torta*, guides the animals with a long halter, causing them first to tread at the outer edge, and gradually diminishing the radius of the circle described. The time necessary for working a *torta* varies from fifteen to forty-five days according to circumstances (Phillips).

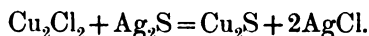
As soon as the amalgamation is found to be complete, the slimy mass is washed in buddles worked by mules, the lighter particles of mud washed away and the heavier amalgam deposited. The amalgam is next filtered through canvas bags to remove mechanical impurities, and then distilled by being placed under a large iron bell luted at the bottom with water, round the upper part of which a charcoal fire is lighted. The silver which is then left behind, and is termed *plata piña*, possesses a white frosted appearance and is fused into bars in the usual way.

The chemical reactions which occur in the process have been investigated by Boussingault, Karsten, and other chemists, but in spite of their investigations there still remains some degree of doubt respecting the exact nature of the reaction.

The following is the probable explanation of the chemical changes which occur. The first reaction is a double decomposition between the sulphates of iron and copper and chloride of sodium with formation of the chlorides of the metals. These decompose silver sulphide into silver chloride :



The cuprous chloride thus formed dissolves in common salt and acts further upon the sulphide :



The solution of the silver chloride in common salt is then decomposed by the metallic mercury with formation of calomel and metallic silver. All the mercury which is thus converted into calomel is lost, and it amounts to about double the weight of the silver obtained.

Since 1904, the Mexican process has been greatly modified by the introduction of fine-grinding in tube-mills in conjunction with the cyanide process, carried out exactly as described under the Metallurgy of Gold.

The American or Washoe Amalgamation process.—Owing to the scarcity of fuel and labour in the Nevada districts, where large quantities of both rich and poor silver ores occur, it is found impossible to work the ordinary methods, because a process necessitating the preliminary roasting of the ore cannot be carried on, and the loss of mercury in the Mexican process is too great to render that method applicable to the large quantity of poor ore which the district yields.

This necessity has led to the invention of a process of amalgamation in iron pans, which is called, from the name of the district, the Washoe process. The richer ores of the Nevada mines contain many other metals, and are usually roasted with common salt in reverberatory furnaces and then amalgamated in barrels. The poor ore, on the other hand, after having been stamped to powder, is ground in cast-iron pans together with mercury and hot water, with or without the addition of common salt and copper sulphate. The amalgam is next washed, strained in bags, and distilled in carefully constructed cast-iron retorts, and the silver which remains melted and cast into ingots. The chemical changes which occur in this process of amalgamation are similar to those taking place in the Mexican operation, but as the ore contains a considerable proportion of native silver, the presence of a copper salt is not so necessary, as under the influence of heat and friction mercury and iron alone are capable of extracting the silver. The loss of mercury in the Washoe method is much less than in the older amalgamation operations, as it is chiefly mechanical, no mercury salt being formed.

A third amalgamation process is known as the Boss continuous

process, in which the ore is first crushed in a stamp-mill and the pulp finely ground in pans. After this, it is caused to pass through a series of amalgamating pans, often ten in number, placed side by side, each pan having an overflow pipe, through which the pulp flows into the next one of the series. From these it is passed through a series of settlers arranged in the same manner, in which any mercury or amalgam passing over settles and is collected. By this process the labour of conveying the pulp to the pans is avoided, and the ore is kept in contact with mercury for a longer period.

212 Extraction of Silver in the Wet Way.—Several of these processes have now come into general adoption in Europe.

Ziervogel's process, now carried on in Saxony (see p. 402), and other places, depends upon the fact that the silver in compounds of silver, copper and iron sulphide may be converted into silver sulphate by careful roasting, while the iron and copper are converted into oxides. The silver sulphate is readily soluble in hot water and is extracted by lixiviation in wooden vats, the silver being precipitated from this solution in the metallic state by treatment with metallic copper. Ores are seldom treated by the Ziervogel process as they are not sufficiently rich, but the process is admirably suited to argentiferous copper mattes obtained from the smelting of argentiferous pyrites (see p. 404). These mattes are first ground and then subjected to a preliminary roast, during which ferric sulphate is first formed together with copper and iron oxides. When the temperature is raised the ferric sulphate is decomposed, sulphuric anhydride being evolved, which brings about the formation of copper sulphate. After about five hours the charge is withdrawn and consists of a mixture of ferric oxide, cuprous and cupric oxides, silver sulphide, and copper sulphate. This charge is prepared for the "final" or "sulphating" roast by fine grinding, and is charged into a gas-fired, double-hearthed, reverberatory furnace. The temperature is carefully regulated so that copper sulphate is decomposed, silver sulphate formed, and any cuprous oxide present converted into cupric oxide; the charge is then withdrawn and allowed to cool, and is ready for lixiviation.

Augustin's Process.—This method was formerly employed for argentiferous copper regulus and for argentiferous ores. These are roasted to remove excess of sulphur, and then heated with 5 per cent. of common salt, the silver chloride thus formed

extracted by a hot saturated solution of salt, and the silver deposited from the solution by the action of metallic copper. As silver chloride is much more easily dissolved by a solution of sodium thiosulphate than by brine, the Augustin process is now only used in conjunction with the Patera process (see below) and is not as a rule used for working up argentiferous mattes or other products.

Percy-Patera Process.—Another wet process depends upon the following reactions, first suggested by Percy, and afterwards carried out by von Patera. The argentiferous ore is first roasted with common salt, by which the silver is converted into the chloride as in the Augustin process; this is then dissolved out by a cold dilute solution of sodium thiosulphate :



The silver in solution is precipitated by means of a solution of sodium sulphide, whereby silver sulphide is formed and sodium thiosulphate regenerated according to the following equation :



Gold, copper, and any other heavy metals in solution are precipitated with the silver. Care is taken to add only sufficient sodium sulphide to precipitate the metals, as the liquors are used over again for the extraction of fresh ore. The sulphide precipitate is collected in a filter press, dried, roasted in a muffle and charged into a bath of hot lead, the rich argentiferous lead thus obtained being afterwards cupelled.

Russell Process.—This consists of leaching the ores by a solution of sodium-copper thiosulphate, which dissolves any gold or silver in the metallic state or any sulphide, arsenate, or antimonate of silver which is not readily attacked by sodium thiosulphate alone. It is therefore chiefly used as an auxiliary to the Patera process, the extraction with the thiosulphate of sodium solution being followed by an extraction with the double thiosulphate. The metals in solution are precipitated by means of sodium sulphide, and the precipitate treated with hot concentrated sulphuric acid in cast-iron vessels. This dissolves the silver and copper present, leaving any gold behind. From the solution the silver is precipitated by means of copper, and the resulting copper sulphate used for making fresh leaching liquors.

Claudet's Process.—The burnt pyrites of the sulphuric acid makers not only contains, as we have seen, copper, but also a small quantity of silver, which occurs in the cupreous liquors in the form of chloride dissolved in the excess of common salt. Although the quantity of silver in the burnt ore does not often exceed 12 dwts. to the ton, it is found possible to obtain this economically in the form of insoluble silver iodide by adding a solution of iodide of potassium, sodium, or zinc to the tank liquor, a small trace of gold being at the same time precipitated. The precipitate is reduced to the metallic state by means of zinc in the presence of hydrochloric acid, metallic silver being formed together with zinc iodide, which may be used to precipitate a further quantity of silver. The results obtained at the Widnes Metal-works by this process show that between 150 and 300 grains of silver and between 1½ and 3 grains of gold may be extracted from each ton of ordinary Spanish pyrites.

Argentiferous Copper.—Much silver is also obtained by the treatment of argentiferous copper by an electrolytic refining process, the copper having been reduced from argentiferous copper pyrites, or obtained by Bessemerising the copper mattes obtained from the pyritic smelting of mixtures of pyritic copper ores and argentiferous materials (see copper, p. 405).

The Total Production of Silver during 1904 throughout the world is given in the following table, expressed in ounces.¹

United States of America	57,786,100	Greece	855,912
Australasia	14,757,170	France	617,955
Mexico	67,008,448	United Kingdom	159,689
Russia	172,912	Canada	3,718,688
Germany	12,535,238	Argentina	67,108
Austria-Hungary	1,805,356	Colombia	958,914
Sweden	20,923	Bolivia	6,166,093
Norway	257,200	Chili	879,922
Italy	801,917	Peru	4,666,993
Spain	3,774,989	Central America	664,267
Turkey	572,342	Japan	3,252,303
Dutch East Indies	177,907	Africa	493,001
		Other Countries	91,049

TOTAL 182,262,376

¹ *Mineral Industry*, 1905, 14, 237.

213 *Preparation of Pure Silver.*—The purest silver which occurs in commerce contains traces of other metals. Stas' classical researches on atomic weight determinations have shown how difficult it is to obtain any substance chemically pure, and this fact is especially well illustrated in the case of silver, a metal which possesses such characteristic reactions that one would suppose its separation in a state of chemical purity to be an easy task, and yet this is far from being the case.

Silver was obtained by Stas in a highly pure state by the reduction of carefully purified silver chloride by boiling with sodium hydroxide solution and sugar, by reducing silver nitrate solution with ammonium formate and acetate, and in several other ways. The precipitated silver was then dried by fusion with borax or lime. Stas' silver, however, probably contained a little occluded oxygen (Richards and Wells).

Samples of silver in a still purer state than those obtained by Stas have been prepared by Richards and Wells¹ for use in determinations of the atomic weights of chlorine and sodium. These investigators started with silver nitrate which was purified by repeated crystallisation from water; in one preparation as many as fifteen recrystallisations were performed. This was converted into silver chloride with pure hydrochloric acid, and the well-washed chloride reduced to metallic silver by warming with a solution of chemically pure caustic soda and invert sugar. The precipitate of silver was then washed with water, dried and fused on pure lime. In this way a button of extremely pure silver was obtained. This was then further purified by making it the anode of an electrolytic cell containing a concentrated solution of silver nitrate obtained from the same preparation of silver. The cathode was a wire of pure silver and upon this crystals of electrolytic silver were deposited. These crystals were dried and fused on a boat of pure lime in an atmosphere of hydrogen to remove any occluded oxygen. The bars of silver, so formed, were freed from lime by rubbing with sand, and washed, first with dilute nitric acid, then with ammonia to remove any silver nitrate, and finally with water. They were then dried by heating in a vacuum at 400°, in a hard glass tube.

Richards and Wells also prepared pure silver by dissolving

¹ A revision of the atomic weights of sodium and chlorine. *J. Amer. Chem. Soc.* 1905, 27, 459.

commercial fine silver in dilute nitric acid, and reducing the nitrate, after recrystallising several times, by boiling with ammonium formate. The white precipitate of silver was washed repeatedly with water until the washings showed no Nessler test, and was then fused in hydrogen, rubbed with sand and acid and treated as above. In all this work vessels of silver were used whenever possible in order to prevent contamination with other metals, and in other cases vessels of platinum, Jena glass, and fused quartz were employed.

Pure silver is used in the laboratory for volumetric analysis. It is not necessary for this purpose to have it so pure as the metal employed for atomic weight determinations, and it may be obtained sufficiently so by boiling well-washed silver chloride with caustic potash and sugar. The point of complete reduction is ascertained by taking a small portion out, washing it well with water, and dissolving in pure dilute nitric acid; if the reduction be complete it will dissolve without residue. The metal is then melted in a crucible together with some pure sodium carbonate or borax.

Molecular silver, employed in organic chemistry, is obtained, according to Wislicenus, by bringing zinc into contact with finely-divided silver chloride which has been precipitated in the cold and washed until nearly free from acid. In a few hours the chloride is completely reduced, and the precipitated silver may be separated from the sheet zinc by washing, and then treated with diluted hydrochloric acid to remove every trace of zinc. It is then brought on to paper and dried in the air and afterwards gently heated to 150°. Thus prepared it is a grey powder, possessing no metallic lustre, which, however, it assumes when rubbed under a burnisher or heated to redness.

214 Properties.—Silver possesses a pure white colour, and takes a high polish. Of all the metals it is the best conductor of heat and electricity; it is very tough and malleable, since 0.1 gram can be drawn out into a wire 180 m. in length and silver leaf can be beaten out to a thickness of 0.00025 mm. In the finely-divided state, as obtained by the reduction of the chloride and other salts, silver presents the appearance of a dull dark-grey powder.

Silver is precipitated in very thin films in the form of a lustrous metallic mirror-like deposit on glass from ammoniacal solution in presence of many reducing agents, especially organic substances; it then adheres to the glass and transmits blue light.

Metallic silver is found native in regular octahedra, which frequently occur twinned, and also in dendritic forms. It is also often found in the crystalline form in silver smelting furnaces.

Silver fuses at a temperature of 960.5° in the absence of air (Heycock and Neville). In the liquid state it possesses the power of absorbing oxygen from the air, which it gives up on solidification. When a mass of the metal is rapidly cooled the silver solidifies before the oxygen has escaped from the interior; this gas then bursts through the crusts, and drives out part of the fused silver in globular masses and excrescences; this peculiar phenomenon is known as the "spitting" of silver. When charcoal powder is thrown on the surface of the metal the charcoal withdraws the absorbed oxygen, and consequently prevents silver from spitting. The same preventive effect is noticed when silver is fused under common salt, but when fused under nitre the spitting takes place. The presence of 5 per cent. of copper deprives silver of the power of absorbing oxygen.

Silver begins to volatilise at a white heat, and when heated in a lime-crucible by means of the oxyhydrogen blowpipe it may be readily made to boil. By this process Stas was able to distil fifty grams of pure silver in from ten to fifteen minutes; no residue whatever was left behind, and a portion of the vapour, which has a bright blue colour, was carried out by the current of oxygen gas, and rendered the air of the laboratory hazy, imparting to it a metallic taste. Distilled silver has a specific gravity of 10.4923 (Kahlbaum, Roth and Siedler); fused silver has a specific gravity of from 10.424 to 10.511 (Holzmann); whilst silver which has been exposed to pressure under the coining press has a specific gravity of 10.57 (G. Rose).

The vapour density of silver at $2,000^{\circ}$ has been determined by Nernst's¹ adaptation for high temperatures of Victor Meyer's displacement method, the bulb in which the heating takes place being made of iridium coated inside with a mixture of zirconia and yttria, and heated by means of an electric current. In this way the molecular weight was found to be 107 and 111; silver therefore at this temperature is monatomic.²

Silver is often used in the laboratory for the preparation of chemical utensils, as this metal is not, like glass or platinum, attacked by fused caustic alkali.

¹ *Zeit. Elektrochem.*, 1903, 9, 622. ² von Wartenberg, *Ber.* 1906, 39, 381.

Colloidal Silver.—By the action of different reducing agents such as sodium tartrate and citrate, ferrous sulphate, dextrin and tannin, on solutions of silver salts, Carey Lea¹ has obtained a number of different precipitates which he regards as allotropic forms of silver. The solutions obtained from them contain the silver in colloidal condition, and hence these substances are sometimes termed *colloidal silver*. Their conductivity is much less than that of ordinary silver, into which they readily pass when treated with many acids and salts, or when subjected to the action of heat or to friction.

Solutions of colloidal silver may also be prepared by Bredig's method, which consists in passing an electric arc between poles of silver under water. In this way a brown solution is obtained which has the power of rapidly decomposing hydrogen peroxide.²

By heating silver nitrate with an alkaline solution of sodium lysalbate or protalbate, Paal³ obtained a yellow solution of colloidal silver, and this on dialysing and concentrating on the water-bath yielded a deep brownish-black powder, readily soluble in water. This product, sometimes termed *collargol*, has been prepared containing as much as 93 per cent. of silver.

Colloidal silver may also be obtained by heating silver nitrate solution with formaldehyde and sodium silicate, and concentrating the mixture on the water-bath;⁴ and several other methods of preparing colloidal silver have been published.⁵

With the exception of Bredig's solutions of colloidal silver, these preparations have not been obtained entirely free from other substances, and Hanriot considers that they are compounds of silver with these other matters.⁶

¹ *Amer. J. Sci.* 1889 (3), 37, 476; 38, 47, 129; *Phil. Mag.* 1891 (5), 31, 238, 320, 497; 32, 337; *Amer. J. Sci.* 1894 (3), 48, 343. See also Schneider, *Ber.* 1891, 24, 3370; 1892, 25, 1164, 1281, 1440; Barns and Schneider, *Zeit. physikal. Chem.* 1891, 8, 278; *Wied. Ann.* 1893, 48, 357; Oberbeck, *Wied. Ann.* 1892, 46, 265, 353; 1893, 48, 745; Blake, *Amer. J. Sci.* 1903 [4], 16, 282.

² Bredig, *Anorganische Fermente* (Engelmann, Leipzig, 1901).

³ *Ber.* 1902, 35, 2206.

⁴ Küspert, *Ber.* 1902, 35, 2815, 4066 and 4070.

⁵ Lottermoser and von Meyer, *J. pr. Chem.* 1897, 56, 241; 1898, [ii], 57, 540, Lottermoser, *J. pr. Chem.* 1905, [ii], 71, 296; Gutbier and Hofmeier, *Zeit. anorg. Chem.* 1905, 45, 77.

⁶ *Compt. Rend.* 1903, 136, 1448; 1903, 137, 122; Chassevant and Posternak, *Compt. Rend. Soc. Biol.* 1903, 89, 433.

SILVERING AND PLATING.

215 Objects made of copper or of brass, bronze, German silver, or similar alloy are frequently silvered to give a bright and permanent surface to these metals. If the covering of silver be thick the goods are said to be plated; if thin, they are said to be silvered. Silvering may be effected in several ways, the following process, for example, being employed for silvering small articles such as pins, buttons, &c. For this purpose a solution of silver chloride in sodium sulphite or thiosulphate or in common salt, or cream of tartar, is employed; a warm solution is used, and the silver is instantly deposited upon the metallic object.

The *plating* of copper is effected by polishing the surface of the ingot which is to be plated, and then placing upon it a strip of bright silver, the area of which is somewhat smaller than that of the copper; the compound ingot is then exposed to a temperature slightly below the fusing point of silver, and by hammering or rolling at this temperature the two metals are sweated together, as it is termed; no soldering is employed in this process; the ingot is then rolled until it is reduced to the required thickness.

Electro-deposition of silver.—The process of electro-plating in silver was discovered by Wright and Parkes of Birmingham, in the year 1840. They were employed during that year in making experiments with a view of obtaining a bright and firm deposit of metallic silver by an electro-process similar to that by which Jacobi, Jordan, and Spencer had succeeded in obtaining the deposition of copper. Their attempts, however, were not completely successful, inasmuch as they either obtained only a very thin coherent film or else the whole of the silver was thrown down in the form of a grey powder. At this juncture Wright met with a passage in Scheele's *Chemical Essays* (pp. 404-406), which soon proved of the highest importance to the commercial success of his undertaking, by enabling him to obtain suitable deposits of silver and gold. Speaking of the solubility of the oxides and cyanides of gold, silver, and copper, Scheele says that, "if these calces (that is the cyanides of gold and silver) have been precipitated, and a sufficient quantity of the precipitating liquor be added in order to redissolve them, the solution remains clear in the open air, and in

this state the ærial acid (that is, the carbonic acid of the air) does not precipitate the metallic calx."¹ Working with this idea, Wright first employed a solution of chloride of silver in potassium ferrocyanide and quickly got a thick deposit of firm and white silver, a result which had never previously been obtained. Soon afterwards he found that the solution of silver cyanide in cyanide of potassium gave still better results; and, submitting his results to the well-known firm of G. R. and H. Elkington, a patent was taken out, and this patent process proved to be the foundation of all electro-plating of gold and silver, because it included the solutions of the alkali cyanides, the only liquids which fulfil all the necessary conditions. The silver-plating solution consists of a solution of cyanide of silver in cyanide of potassium, an excess of the cyanide of potassium being added in order that no cyanide of silver shall separate out on the positive pole, which always consists of silver. The action which takes place in this electrolysis is the same as that described under copper electro-plating. The negative pole is connected with the object to be silvered, and upon this the silver is deposited, whilst at the positive pole the radical CN combines with the silver which forms the pole, and the cyanide of silver thus formed dissolves in the excess of potassium cyanide.²

Silvering of glass and mirrors.—Many organic bodies possess the power of precipitating silver in the form of a highly coherent mirror when brought into contact with an alkaline silver solution.

The following are the directions given by Browning for silvering glass specula.

Prepare three standard solutions:—

Solution A	{ Crystals of Nitrate of Silver, 90 grains.
	{ Distilled Water 4 ounces.
Solution B	{ Potash, <i>pure by Alcohol</i> . . . 1 ounce.
	{ Distilled Water 25 ounces.
Solution C	{ Milk-Sugar (in powder) . . . ½ ounce.
	{ Distilled Water 5 ounces.

Solutions A and B will keep, in stoppered; bottles, for any length of time; solution C must be fresh.

¹ Gore, *Electro-Metallurgy*, p. 19.

² Further particulars respecting this interesting process will be found in Gore's *Electro-Metallurgy*.

“To prepare sufficient of the silvering fluid for silvering an 8-inch speculum proceed as follows:—Pour 2 ounces of Solution A into a glass vessel capable of holding 35 fluid ounces. Add drop by drop, stirring all the time (with a glass rod), as much liquid ammonia as is just necessary to obtain a clear solution of the grey precipitate first thrown down. Add four ounces of Solution B. The brown-black precipitate formed must be just re-dissolved by the addition of more ammonia, as before. Add distilled water until the bulk reaches 15 ounces, and add, drop by drop, some of solution A, until a grey precipitate, which does not re-dissolve after stirring for three minutes, is obtained, then add 15 ounces more of distilled water. Set this solution aside to settle. Do not filter. When all is ready for immersing the mirror, add to the Silvering Solution 2 ounces of Solution C, and stir gently and thoroughly.”

In all processes of silvering glass it is absolutely necessary that the surface of the glass shall be completely clean, and in order that the silver coating may be permanent, it is usual either to varnish it or cover it with an electro-deposit of copper. This, however, must not be done in the case of glasses used for specula, as the reflecting surface must in this case be of silver.

ALLOYS OF SILVER.

216 The presence of small quantities of other metals, such as antimony, arsenic, bismuth, tin, or zinc, as also that of a small quantity of silver sulphide, renders silver brittle and liable to crack when rolled. The alloys of silver and copper are the only ones which are largely used in the arts. Almost all commercial silver is alloyed with copper, as pure silver is too soft for ordinary purposes such as coining and jewellery work. The addition of a small quantity of copper imparts to it a sufficient degree of hardness, and makes it tougher as well as more easily fusible. Thus for instance a wire of pure silver having a sectional area of 1 sq. cm. breaks with a weight of about 2,800 kilos., whereas if it be alloyed with 25 per cent. of copper and drawn cold, it will sustain a weight of from 6,000 to 9,000 kilos.; after ignition it becomes soft, and breaks with a weight of from 3,800 to 4,800 kilos. It has been found that alloys of copper and silver, however perfectly the metals may be mixed and melted together,

undergo on solidification a process of liquation, the upper and the lower portions of the ingot differing in fineness from 0.002 to 0.015. Levoï¹ has shown that the only alloy of these metals which does not exhibit this peculiarity is one having the specific gravity 9.9045, and containing 28 per cent. of copper. The fineness of silver alloy is generally calculated upon a thousand parts; thus, for instance, the one above mentioned will have a fineness of 720. The colour of the silver-copper alloys becomes more and more red as the percentage of copper is increased, but an alloy of 1 part of silver and 4 of copper does not possess the true copper colour.

Silver Coin.—The proportion of copper in the standard silver used in different countries varies considerably. The English standard coinage silver contains 7.5 per cent. of copper, or has a fineness of 925; the specific gravity of the English silver is 10.30. In France three standard alloys are employed; one containing 950 per mille of silver for medals and plate; another containing 900 per mille for coin; and a third containing 800 per mille for jewellery work. In Germany and Austria the standard for coin contains 900 per mille of silver. The German alloy used for silver-plating contains from 700 to 810 per mille of silver.

The present composition of British silver coin is the same as that issued in the time of Edward I., the alloy in this reign containing 925 of fine silver and being described as “the old standard of England.”

Up to the year 1851 the manufacture of coin was entrusted to a private company termed the moneyers, who had to produce coin varying within very narrow limits, the alloy thus produced being compared with plates of standard silver termed “standard trial plates.” Since the above year the business of coining has devolved upon the Government, the Chancellor of the Exchequer being Master of the Mint. The ancient ceremony of the “trial of the pyx” is, however, still carried on every year. This consists in a public trial by competent assayers appointed by the freemen of the Goldsmiths’ Company of the coin (both gold and silver) issued during the year. By this means the accuracy of the coin both as to fineness and as to weight is ascertained, and this trial served in former days as the only safeguard against debasement of the coinage. The fineness of the coins is ascertained at the trial of the pyx by reference to the trial plates whose composition has been determined with the greatest accuracy.

¹ *Ann. Chim. Phys.* 1849 [3], 26, 220.

The following table gives the accurate composition of trial plates of various dates, portions of which have been preserved and analysed¹ in the Royal Mint. The plates made in former times, when no accurate means of analysis existed, show considerable variation in the composition of the silver standard plates, the standard prescribed by law being in each case the same, viz, 925 :—

Date	Fineness
1477	923·5
1560	930·2
1660	924·2
1728	928·9
1829	925·0
1873	924·96

Silver is soldered by an alloy containing 6 parts of brass, 5 of silver, and 2 of zinc.

COMPOUNDS OF SILVER.

SILVER AND OXYGEN.

217 Silver forms two oxides :—

Silver oxide, Ag_2O .

Silver peroxide, AgO , or Ag_2O_2 .

A third oxide known as silver suboxide was described by Wöhler,² who obtained it by acting on different silver salts with hydrogen, and by heating silver citrate in hydrogen, and treating the solution of the residue which he supposed to contain silver subcitrate with caustic potash. Further investigations by Bailey and Fowler³ and by Muthmann have shown that such an oxide does not exist, the substance thus described being a mixture of silver and silver oxide.⁴ The peculiar red colour of the supposed solution of silver subcitrate is due to very finely-divided silver.

Silver Oxide, Ag_2O .—This is the best defined oxide of silver

¹ W. C. Roberts, *Journ. Chem. Soc.* 1874, 197.

² *Annalen*, 1839, 30, 1.

³ *Journ. Chem. Soc.* 1887, 416.

⁴ See also Lewis, *J. Amer. Chem. Soc.* 1906, 28, 139.

and is obtained by precipitating silver nitrate with pure potash or soda. Thus prepared it forms a brown precipitate, which when dried at a temperature of from 60 to 80°, becomes almost black. When freshly precipitated silver chloride is boiled with an excess of caustic potash, the same oxide is obtained in the form of a finely-divided bluish-black powder. It is soluble in 15,360 parts of water at ordinary temperatures,¹ imparting to the solution a metallic taste and an alkaline reaction. In the moist condition it absorbs carbon dioxide from the air; whilst carbonic oxide reduces the dried oxide at ordinary temperatures with formation of silver and carbon dioxide.²

It decomposes soluble chlorides with formation of silver chloride, and precipitates the corresponding oxide from solutions of many metallic salts. When heated to 250° it begins to decompose and loses the whole of its oxygen at 300°, whilst in the presence of hydrogen it is reduced to metal at 100°. When rubbed in a mortar with antimony sulphide, arsenic sulphide, milk of sulphur, amorphous phosphorus, tannic acid, or other easily oxidisable substances, ignition takes place. It is dissolved by ammonia, the solution on exposure to air yielding fulminating silver, a black explosive compound which has the composition NAg_3 (p. 471).

Silver oxide corresponds to the only well-defined series of silver salts, which may frequently be obtained from it by the action of the corresponding acid, but are usually formed by double decomposition, as most of them are insoluble in water, the principal exceptions being the nitrate and fluoride, which are readily soluble, and the sulphate and nitrite, which are sparingly soluble. The salts with colourless acids are usually colourless, but a few, such as the bromide, iodide, phosphate and arsenate, are coloured. The soluble salts have a neutral reaction and unpleasant metallic taste and are poisonous. Many silver salts, such as the sulphate and thiosulphate, are isomorphous with the corresponding salts of sodium and lithium.

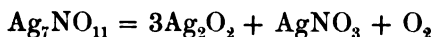
Silver Peroxide, Ag_2O_2 .—In 1804 Ritter obtained a black crystalline powder by passing an electric current between platinum electrodes through an aqueous solution of silver nitrate. This substance, which separated out at the anode in small octahedra, was found to give off oxygen when heated and was for a long time considered to be silver peroxide.

¹ Levi, *Gazzetta*, 1901, 31, ii, 1.

² Dejust, *Compt. Rend.* 1905, 140, 1250.

Subsequent analyses,¹ however, have shown that it contains nitrogen and has the constant composition represented by the formula $\text{Ag}_7\text{NO}_{11}$ or $3\text{Ag}_2\text{O}_2$, AgNO_3 , 2O , and the name of *silver peroxy-nitrate* is generally given to it. Black powders are also obtained by the electrolysis of solutions of other salts of silver; thus the sulphate yields *silver peroxy-sulphate*,² $5\text{Ag}_2\text{O}_2$, $2\text{Ag}_2\text{SO}_7$, whilst silver fluoride gives the *peroxyfluorides*,³ $\text{Ag}_{15}\text{F}_3\text{O}_{16}$, and Ag_7FO_3 .

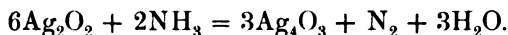
Silver peroxy-nitrate has a specific gravity of 5.65 (Šulc), and when boiled with water gives off oxygen, silver nitrate passing into solution and silver peroxide being precipitated according to the equation :⁴



Silver peroxide has also been obtained as a black precipitate by the action of potassium persulphate solution on silver nitrate or silver sulphate,⁵ whilst it is stated to be formed when ozone acts on silver oxide and on silver.

The black substance, stated to be prepared by Wöhler by the electrolysis of dilute sulphuric acid using a silver anode, is probably not the peroxide, but the peroxy-sulphate.

Silver peroxide, as prepared from the peroxy-nitrate, is a grey powder of specific gravity 7.44 (Watson). It may be heated to 100° without decomposition, but at higher temperatures is decomposed into its elements, whilst when heated with dilute sulphuric acid it evolves half its oxygen, silver sulphate being formed. When treated with ammonia, nitrogen is liberated⁶ in an amount corresponding with the equation :



The oxide Ag_4O_3 has, however, not yet been isolated.

¹ Mulder and Heringa, *Rec. Trav. Chim.* 1896, **15**, 1 and 235; Mulder, *Rec. Trav. Chim.* 1896, **16**, 57; 1903, **22**, 235 and 405; Šulc, *Zeit. anorg. Chem.* 1896, **12**, 89 and 180; 1900, **24**, 305; Watson, *Journ. Chem. Soc.* 1906, 578; Barbieri, *Atti. R. Accad. Lincei* 1906, [v], **15**, i, 500.

² Mulder, *Verh. Kon. Akad. Wetensch.* Amsterdam, 1898; *Rec. Trav. Chim.* 1900, **19**, 115.

³ Tanatar, *Zeit. anorg. Chem.* 1901, **28**, 331.

⁴ Mulder, *Rec. Trav. Chim.* 1898, **17**, 129; Watson, *Journ. Chem. Soc.* 1906, 578.

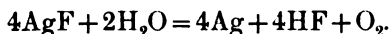
⁵ Marshall, *Proc. Roy. Soc. Edinburgh*, 1900, **23**, 163; 1902, **24**, 88; *Journ. Chem. Soc.* 1891, 771.

⁶ Watson, *Journ. Chem. Soc.* 1906, 578.

SILVER AND THE HALOGENS.

218 *Silver Subfluoride*, Ag_2F , is obtained as a bronze-like crystalline powder by heating a saturated solution of silver fluoride with metallic silver, and is re-converted into these by the addition of an excess of water.¹

Silver Fluoride, AgF .—Hydrofluoric acid does not act upon metallic silver, but the fluoride is obtained by dissolving silver oxide or carbonate in aqueous hydrofluoric acid and evaporating to dryness. If the solution be allowed to evaporate in a vacuum, colourless, lustrous, deliquescent, tetragonal pyramids are deposited, having the composition $\text{AgF}\cdot\text{H}_2\text{O}$ (Marignac), whilst the concentrated solution when allowed to stand exposed to the air deposits hard transparent prisms of the compound $\text{AgF}\cdot 2\text{H}_2\text{O}$, which are nearly as deliquescent as calcium chloride. It is extremely difficult to obtain silver fluoride in the anhydrous state. The hydrate $\text{AgF}\cdot\text{H}_2\text{O}$ decomposes when dried in a vacuum, and yields a brown amorphous mass which still contains 1.5 per cent. of water, and dissolves in 0.85 parts of water at 15°C . When heated to the melting point of lead in a covered crucible, 0.5 per cent. less than the calculated quantity of water is given off together with some hydrofluoric acid and oxygen :



This decomposition goes on until all the water is driven off and the salt melted, and from this point it can be heated in absence of air up to the melting point of silver without any further decomposition taking place.² The fused salt solidifies to a black mass which is elastic and may be cut with scissors. In the fused state it conducts electricity without being decomposed. The dry pulverulent salt absorbs 844 times its volume of ammonia.

Silver Chloride, AgCl , occurs as the mineral *chlorargyrite* or *horn-silver*, which crystallises in octahedra and other forms of the regular system, but is more frequently found as a massive wax-like mass, which generally has a pearl-grey colour, though sometimes it possesses a whitish and sometimes a violet-blue colour. It occurs at Andreasberg, mixed with alumina, as an

¹ Guntz, *Compt. Rend.* 1890, 110, 1337.

² Gore, *Phil. Trans.* 1871, 321.

earthy mass which is called butter-milk ore, and this ore was known to the older mineralogists. Gesner, in 1565, terms horn-silver *Argentum cornu pellucido simile*, and Matthesius, in his *Berg-Postilla*, published in 1585, terms it "glass-ore, transparent like horn in a lantern." The largest masses are brought from Peru, Chili, and Mexico, and the mineral also occurs in Cornwall, in Nevada, where it is abundant, in Arizona and other localities. The method of preparing silver chloride artificially was probably known to the old alchemists, but it is first distinctly mentioned in the works of "Basil Valentine," who says: "Common salt throws down γ ." This precipitate was afterwards termed *Lac argenti*, and when it was found that it was fusible, and solidified to a transparent horn-like mass, the name *Luna cornea*, first mentioned by Croll in 1608, was given to it. Libavius stated that the substance obtained by precipitating silver solution with common salt weighed less than the silver itself, but this statement was contradicted by Boyle; and Kunkel in his *Laboratorium Chymicum*, speaking of this, says that many substances are difficult to separate from one another: "Such is seen in γ cornea, as 12 loth γ retain out of the common salt, 4 loth terra and salt." This determination is in fact nearly correct, for 12 parts of silver form 15.94 parts of silver chloride.

Silver chloride is formed, without the phenomenon of incandescence, when chlorine is passed over silver at a dull red-heat (Stas). It is also formed by the action of hydrochloric acid on the ignited metal, whilst on the other hand hydrogen is able to reduce silver chloride to the metal (Boussingault). Aqueous hydrochloric acid converts the surface of metallic silver into chloride of silver, and common salt solution acts in a similar way. Proust examined some piasters which had for many years lain at the bottom of the sea, and he found that the whole of the silver was converted into chloride. In order to prepare pure chloride of silver a solution of the nitrate is precipitated by hydrochloric acid or common salt; in this way a white curdy precipitate is obtained which, on standing, or more quickly on agitation, becomes powdery. This precipitate must be washed and dried in absence of light. It has a specific gravity of 5.5. On heating, silver chloride assumes a yellow colour and melts at 460°, forming a dark-yellow liquid. This solidifies on cooling, forming a botryoidal, colourless, tough, solid mass which refracts light strongly, and is so soft as to take impressions of the nail.

It volatilises at a white heat, the vapour density¹ agreeing approximately with the formula AgCl .

According to Stas,² fused chloride of silver is absolutely insoluble in water at the ordinary temperature, or at any rate its solubility does not reach the limit of our present tests for chlorine, which Stas places at 1 in 10,000,000. In boiling water, on the other hand, it is appreciably soluble.

The freshly precipitated curdy chloride is slightly soluble in cold water, but the solubility becomes less when the precipitate has become powdery by standing or shaking, measurements of the electrical conductivity showing that this form dissolves to the extent of 0.00152 grm.³ at 18°, and 0.0218 grm.⁴ at 100° in 1 liter of water. The solution becomes opalescent on the addition of either silver nitrate or hydrochloric acid. The presence of nitric acid does not affect the solubility of the curdy chloride, whereas the solubility of the powdery form increases proportionally to the amount of nitric acid added. One part of silver chloride dissolves in about 200 parts of concentrated hydrochloric acid, and in 600 parts of the acid diluted with an equal bulk of water. Soluble chlorides, such as sal-ammoniac and common salt, dissolve silver chloride tolerably easily, and it is very soluble in ammonia, 12.88 parts of aqueous ammonia of specific gravity 0.89 dissolving 1 part of silver chloride (Wallace and Lamont). When this ammoniacal solution is rapidly evaporated silver chloride crystallises out in glittering octahedra, but if the evaporation take place slowly crystals of $2\text{AgCl}, 3\text{NH}_3$ are formed. It is likewise dissolved in quantity by mercuric nitrate, sodium thiosulphate, and potassium cyanide. 100,000 parts of concentrated nitric acid dissolve 2 parts of the freshly prepared silver chloride (Thorpe); on boiling, it is decomposed into nitrate with evolution of chlorine.

Various metals, such as iron, zinc, &c., reduce the chloride to the state of metal in the presence of water, more rapidly in presence of hydrochloric acid and sulphuric acid. It is also decomposed by mercury when a solution of common salt is present. Cold sulphuric acid does not act upon it, but it is decomposed slowly, though completely, by the boiling acid with evolution of hydrochloric acid.⁵ Concentrated hydriodic acid

¹ *Zeit. physikal. Chem.* 1889, 4, 267.

² *Compt. Rend.* 1871, 73, 998.

³ Kohlrausch and Rose, *Zeit. physikal. Chem.* 1893, 12, 242.

⁴ Böttger, *Zeit. physikal. Chem.* 1906, 56, 83.

⁵ Sauer, *Zeit. anal. Chem.* 1873, 376.

decomposes it with evolution of heat into silver iodide (Deville), and if moist, freshly precipitated chloride be treated with a solution of bromide of potassium, or iodide of potassium, it is completely converted into silver bromide or iodide.¹

White silver chloride, obtained by precipitation, when exposed to light, is first coloured violet, then brownish grey, and afterwards black. This alteration in colour was known to Boyle,² who, however, ascribed it to the action of the air. Scheele³ afterwards proved that it was only discoloured on exposure to light, and he also showed that in this reaction hydrochloric acid was liberated and that on treating the residue with ammonia, black flakes of silver remained behind.

It has been shown by Abney and by Baker that the pure dry chloride does not blacken when exposed to light in a vacuum tube, in perfectly dry oxygen or under pure carbon tetrachloride in the absence of oxygen. Baker⁴ has also shown that not only is chlorine lost when the chloride blackens, but that oxygen is at the same time absorbed, an oxychloride of silver, Ag_2ClO , being probably formed. The amount of silver chloride which undergoes this change is, however, extremely small, even when a large quantity is exposed for a long period. The blackening is accelerated by the presence of substances which are capable of taking up chlorine, such as water, silver nitrate, stannous chloride, &c., and retarded by such as readily give up chlorine, such as chlorine water, ferric chloride, &c. Some chemists still support the view that a sub-chloride of silver is produced.

Sonstadt⁵ states that hydrogen peroxide is always formed when light acts on silver chloride. The same chemist finds that if silver chloride be sealed up in a tube and blackened by exposure to light, a reversion to white silver chloride takes place when the tube is kept in the dark: whereas if the products of decomposition of the chloride by light are removed by sealing up calcium chloride and ammonia in another part of the tube containing the silver chloride, no bleaching of the blackened compound takes place in the dark.

Silver Chloride and Ammonia.—Glauber states that a

¹ Field, *Journ. Chem. Soc.* 1858, 234.

² *Op.* I. 756.

³ *Von der Luft und dem Feuer*, Leipzig, 1784, p. 64.

⁴ *Journ. Chem. Soc.* 1892, 728.

⁵ *Proc. Chem. Soc.* 1898, 371.

calx is formed when silver solution is precipitated by common salt, and he adds that the calx "readily dissolves in *spiritu urinæ, salis armoniaci, cornu Cervi, succini, fuliginis et capillorum*, and may be used to form a good medicament." Faraday¹ first obtained a compound by the direct union of ammonia and silver chloride by saturating dry precipitated silver chloride with ammonia; 100 grains or 6.48 grams absorbed 130 cubic inches or 2.13 liters of the gas. The absorbed ammonia is again given off at 37°.7 (Faraday). When heated in a closed tube for the purpose of obtaining liquid ammonia, the compound fuses between 88° and 95°, swells up, and begins to boil at 99°, losing ammonia and gradually becoming white. Two compounds are formed by the direct union of ammonia with silver chloride; $\text{AgCl}\cdot 3\text{NH}_3$, which has a dissociation pressure of 618 mm. at 15°, and $2\text{AgCl}\cdot 3\text{NH}_3$, the dissociation pressure of which is 38.3 at the same temperature.²

When a solution of silver chloride in concentrated ammonia is allowed to evaporate at ordinary temperatures over quicklime, the compound $2\text{AgCl}\cdot 3\text{NH}_3$ separates out in colourless, birefractive prisms which are not affected by light.³ On the other hand,⁴ a solution of silver chloride in liquid ammonia when evaporated at -40° to -20° deposits long colourless needles of the composition $\text{AgCl}\cdot 3\text{NH}_3$.

Silver Bromide, AgBr , occurs in Chili and Mexico as the mineral bromargyrite, being usually found in small yellow or greenish masses, rarely crystalline. The mineral embolite is a mixture of silver chloride and bromide, varying from three of the latter to one of the former to the reverse proportion. It likewise occurs in Chili and Mexico, and is very similar to the foregoing mineral. When an excess of silver nitrate is precipitated in the dark with hydrobromic acid, a white curdy precipitate is obtained which in contact with potassium bromide, or on heating, becomes yellow. It melts at 426° and is soluble in a hot solution of hydrobromic acid, and in a solution of mercuric nitrate, separating out in octahedra from these solutions on cooling.

The solubility of silver bromide in water has been determined by measuring the electrical conductivity of the solution and has

¹ *Quart. Journ. of Science*, 1818, 5, 74.

² Horstmann, *Ber.* 1876, 9, 756.

³ Jarry, *Ann. Chim. Phys.* 1899, [4], 17, 327.

⁴ Jarry, *Compt. Rend.* 1897, 124, 288.

been found to be 0.107 mgr. per liter at 21°,¹ and 3.7 mgr. at 100°.²

Silver bromide is scarcely soluble in dilute ammonia, but easily soluble in concentrated ammonia, and melts, on heating, to form a reddish liquid which solidifies to a yellow lustrous mass, and the latter, when heated in a current of chlorine, is slowly converted into chloride. The finely divided precipitate suspended in water is instantly decomposed by chlorine, and hydrochloric acid gas also decomposes it at 700° with evolution of hydrobromic acid. Whilst the fused bromide is hardly acted upon by light, the precipitated salt is soon coloured a greyish-violet on exposure to light; if, however, it contains a trace of free bromine, it is unacted on. The action is also lessened by the presence of nitric acid, whilst it is increased by the presence of silver nitrate. Many chemists explain this darkening on exposure to light as being due to the formation of a sub-bromide, but it seems more probable that an oxybromide of silver is formed.

Stas³ describes several varieties of this salt which differ in their behaviour towards light.

Dry silver bromide absorbs no gaseous ammonia;⁴ on the other hand, the ammoniacal solution deposits on standing white glistening crystals, and these on heating lose ammonia,⁵ whilst liquid ammonia below 4° converts silver bromide into a white substance, $\text{AgBr}, 3\text{NH}_3$. This loses ammonia at 4°, yielding another white substance of the composition $2\text{AgBr}, 3\text{NH}_3$, which gives off ammonia at 35°, silver bromide being left.⁶

Silver Iodide, AgI.—This salt occurs as iodargyrite in Mexico, Chili, Spain, and in the Cerro Colorado Mine in Arizona, in the form of slightly elastic hexagonal tablets. Silver combines directly with iodine on heating. The metal also dissolves in hydriodic acid, with violent evolution of hydrogen, and if the liquid be warmed as soon as the action becomes lessened, the evolution again increases, and on cooling colourless crystalline scales separate out. These on exposure to air decompose quickly, and probably possess the formula AgI, HI . The mother-liquor on standing deposits thick hexagonal prisms of

¹ Kohlrausch and Dolezalek (*Sitzungsber. K. Akad. Wiss. Berlin* 1901, 1018).

² Böttger, *Zeit. physikal. Chem.* 1906, 56, 83.

³ *Ann. Chim. Phys.* 1874 (5), 3, 289.

⁴ Rammelsberg, *Pogg. Ann.* 1842, 55, 246.

⁵ Liebig, *Schweiz. Journ.* 48, 103. ⁶ Jarry, *Compt. Rend.* 1898, 126, 1138.

silver iodide.¹ The same compound is formed by the action of concentrated hydriodic acid on silver chloride, and the iodide is also produced by the treatment of silver chloride or bromide with aqueous potassium iodide or other soluble iodides, silver iodide being deposited as a light yellowish powder. It is dimorphous and melts at 556°, forming a yellow liquid, which on further heating becomes red and then dark reddish-brown, and on cooling solidifies to a soft yellow mass having a specific gravity of 5·687 at 0° (Deville), whilst the crystalline variety has at 14° a specific gravity of 5·669, that of the precipitated salt being 5·596 (Damour). An interesting fact with reference to the abnormal expansion and contraction of silver iodide by heat has been observed by Fizeau²; it contracts when heated from -10° to +70°, and expands on cooling. This is explained by Rodwell,³ by the fact that silver iodide exists in two modifications.

Measurements of the electrical conductivity of the solution show that silver iodide dissolves in water to the extent of 0·0035 mgr. in a liter.⁴

Pure silver iodide is left unaltered by the action of direct sunlight. If, however, it be precipitated from an excess of silver nitrate so that traces of this salt are carried down with it, it becomes coloured green on exposure to light, and in presence of more silver nitrate a deep greyish-black colour is attained although no loss of iodine is observed (Stas). Iodide of potassium and nitric acid having a specific gravity of 1·2 have the power of reproducing the yellow colour. The changes effected by light upon silver iodide are brought about chiefly in the presence of substances which have the power of combining with a portion of the iodine. Ammonia changes the yellow colour of silver iodide to white and dissolves it very sparingly; it differs from the chloride and bromide of silver, inasmuch as it is only sparingly soluble even in concentrated ammonia, one part of the iodide dissolving, according to Wallace and Lamont, in 2493 parts of ammonia of specific gravity 0·89.

It is readily soluble in liquid ammonia, and if the solution be allowed to evaporate at -40° to -10° white crystals of AgI, NH₃ separate out.⁵ This substance evolves ammonia at 4°, yielding

¹ H. Deville, *Compt. Rend.* 1851, **32**, 894.

² *Compt. Rend.* 1867, **64**, 304.

³ *Chem. News* 1875, **31**, 4.

⁴ Kohlrausch and Dolezalek, *Sitzungsber. K. Akad. Wiss.* Berlin, 1901, 1018.

⁵ Jarry, *Ann. Chim. Phys.* 1899, [7], **17**, 327.

the white compound $2\text{AgI}\cdot\text{NH}_3$, which is also formed by the action of ammonia gas on dry precipitated silver iodide,¹ and which on exposure to air gives off its ammonia.

Silver iodide is tolerably soluble in a strong solution of potassium iodide, from which solution it is precipitated by the addition of water, whilst a hot solution of potassium iodide, saturated with silver iodide, deposits, on standing, white needles of a salt having the composition $\text{AgI}\cdot\text{KI}$. When silver iodide is gently heated in chlorine gas it decomposes into silver chloride, and the same reaction takes place when it is treated with dry hydrochloric acid at 700° (Hautfeuille). It is only incompletely reduced in a current of hydrogen even when exposed to a white-heat (Vogel).

Silver Chlorite, AgClO_2 , is obtained by precipitating a weak alkaline solution of a chlorite with silver nitrate. It forms a crystalline powder which separates from a solution in hot water in crystalline scales. These deflagrate when moistened with concentrated hydrochloric acid or when heated to 105° ; they also take fire when mixed with sulphur (Millon).

Silver Chlorate, AgClO_3 .—This salt is obtained when chlorine is passed into water through which silver oxide is diffused until bubbles of oxygen are evolved; the chloride of silver is filtered off and the liquor evaporated to its crystallising point. Silver chloride and hypochlorite are first formed; part of the latter, according to Förster and Yorre,² is then hydrolysed to hypochlorous acid, and this reacts with the silver hypochlorite to form silver chlorate and chloride.

The chlorate may also be obtained by dissolving silver oxide in chloric acid, the action being accompanied with evolution of heat. It crystallises in white opaque tetragonal prisms, having a specific gravity of 4.43. These dissolve in about 10 parts of cold water and melt at 230° ; when further heated to 270° they give off oxygen and a trace of chlorine. When mixed with sulphur it detonates with the utmost violence on friction.

SILVER AND SULPHUR.

219 *Silver Sulphide*, Ag_2S , occurs as argentite, or vitreous silver. The occurrence of this ore was known to Agricola: "Argentum rude plumbei coloris et galenæ simile." This im-

¹ Rammelsberg, *Pogg. Ann.* 1839, 48, 170.

² *J. pr. Chem.* 1899, [2], 59, 537; see also Vol. I. p. 344.

portant silver ore, occurring in blackish-grey crystals, belonging to the regular system, occurs widely distributed, but is found especially in the Erzgebirge, in Hungary, in Norway near Kongsberg, in the Altai, in the Urals, in Cornwall, Bolivia, Peru, Chili, Mexico, and in Nevada, at the Comstock lode. This compound occurs in the Erzgebirge in two distinct forms; one of these is termed daleminzite, and the other acanthite; the first of these being isomorphous with chalcocite. Argentite can be obtained artificially, by igniting silver chloride in a current of sulphuretted hydrogen. Silver sulphide is also formed when silver is heated with sulphur or sulphuretted hydrogen, and forms the yellow or brownish stains which are formed on articles of silver on exposure to the air (Proust). Sulphuretted hydrogen produces in solutions of silver a blackish-brown flocculent precipitate of silver sulphide which is soluble in hot nitric acid, and is converted into silver chloride when a solution of copper chloride in the presence of common salt is added to it.

Silver Disulphide, Ag_2S_2 , has been prepared by adding a solution of sulphur in carbon bisulphide to a solution of silver nitrate in benzonitrile. It is a brown amorphous powder which oxidises very rapidly when moist, and is converted into silver sulphate by shaking with water and air. When heated in the air it melts to a red liquid and gives off sulphur and sulphur dioxide, metallic silver being left.¹

Silver Sulphite, Ag_2SO_3 , is a white curdy precipitate almost insoluble in water and sulphurous acid, and decomposing when heated to 100° into silver and silver sulphate.

Normal Silver Sulphate, Ag_2SO_4 .—This substance was obtained in solution by Glauber, for he states in his *De furnis novis philosophicis* (1648). "Dissolve *rasuram*) in a rectified oil of vitriol, with the addition of a sufficiency of water, but not so much as in the case of Mars or Venus. Or, still better, dissolve a calx of) which is precipitated from aqua fortis, either by copper or by spirits of salt."

It is best obtained by heating the reduced metal with sulphuric acid, or by dissolving the carbonate in dilute sulphuric acid. It forms small lustrous rhombic crystals, which are anhydrous and isomorphous with anhydrous sodium sulphate;² it has a specific gravity of 5.4 and dissolves to the extent of 0.77

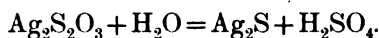
¹ Hantzsch, *Zeit. anorg. Chem.* 1898, 19, 104.

² Mitscherlich, *Pogg. Ann.* 1827, 12, 138.

parts at 17°, 1.46 parts at 100° in 100 of water. In consequence of the sparing solubility of the salt, it is obtained as a precipitate when sulphuric acid or a soluble sulphate is added to a silver solution, and this fact was known to Boyle.¹ It is easily soluble in water containing sulphuric acid, and still more soluble in nitric acid, and also dissolves readily in strong sulphuric acid, being precipitated from this solution on the addition of water. It fuses at a dark red-heat and decomposes at a very high temperature into metal, oxygen, and sulphur dioxide. When dissolved in less than three parts of sulphuric acid, light yellow prisms of *hydrogen silver sulphate*, HAgSO_4 , are obtained.

According to Carey Lea² a double salt of silver sulphate and a lower sulphate, having the formula $\text{Ag}_4\text{SO}_4 \cdot \text{Ag}_2\text{SO}_4 \cdot \text{H}_2\text{O}$, is obtained by the reduction of silver nitrate, phosphate or carbonate with hypophosphorous acid in presence of sulphuric acid; it forms a pale brown powder which is permanent in the air and does not evolve sulphuric acid even at a dull red-heat. It always contains about 2 per cent. of phosphoric anhydride, which cannot be removed even by treatment with strong sulphuric acid.

Silver Thiosulphate, $\text{Ag}_2\text{S}_2\text{O}_3$, is obtained by gradually adding a moderately dilute solution of silver nitrate to an excess of concentrated solution of sodium thiosulphate, washing the precipitated grey mixture of thiosulphate and sulphide with cold water, extracting the thiosulphate with ammonia, precipitating it as quickly as possible by exact neutralisation with nitric acid and quickly drying it by pressure between filter paper.³ It forms a snow-white powder, having a sweet taste, and is slightly soluble in water, and in the moist condition it easily decomposes into sulphuric acid and sulphide of silver (Rose):



Silver Sodium Thiosulphate, AgNaS_2O_3 , was discovered by Herschel, and may be obtained by evaporating a solution of silver chloride in aqueous sodium thiosulphate, until it crystallises. It is, however, best prepared by adding a neutral solution of silver nitrate to a solution of sodium thiosulphate, until a permanent precipitate is produced. The solution is then

¹ "Considerations and Experiments touching the origin of qualities and forms," Boyle, *Op.* 3, 66.

² *Amer. J. Sci.* 1892 (3), 44, 322.

³ Herschel, *Edin. Phil. Journ.*, 1819, 1, 26; 2, 154.

filtered and alcohol added, when the salt is precipitated in silky laminae (Lenz). Its solution, evaporated in a vacuum, deposits tabular crystals of the salt. It is soluble in water and possesses a sweet taste (Herschel). A number of double thiosulphates of silver and potassium are also known.¹

SILVER AND THE ELEMENTS OF THE NITROGEN GROUP.

220 Silver Nitride, NAg_3 .—This compound, usually known as Berthollet's fulminating silver, was first obtained by the above-named chemist in 1788, by the action of ammonia on the silver oxide prepared by precipitating a silver solution with lime-water. It is a black powder which, especially in the dry state, explodes most violently on the slightest percussion or even on touching with a feather. Raschig² has shown that the compound has the composition NAg_3 , but it is usually mixed with a certain quantity of metallic silver. In some cases the powder was also found to contain hydrogen and had then the formula NHAg_2 . A yellow nitride of silver is stated to be formed when magnesium nitride and silver nitrate are gently heated together in a sealed tube. It is decomposed by water with formation of silver oxide and ammonia.³

Silver Amide, AgNH_2 , is formed as a white precipitate when a solution of potassamide in liquid ammonia is added to an excess of silver nitrate dissolved in the same solvent. It is soluble in solutions of ammonium salts in liquid ammonia, darkens on exposure to light, and when dry readily explodes.⁴

Silver Azoimide, AgN_3 , is obtained by the addition of silver nitrate to a solution of azoimide or one of its soluble salts. It forms minute prisms, which are insoluble in water and readily explode with extreme violence.

Silver Hyponitrite, $\text{Ag}_2\text{N}_2\text{O}_2$, is a yellow precipitate which is deposited from ammonia in small yellow crystals.⁵ It is sparingly soluble in water, and when moist is slowly decomposed at ordinary temperatures. When pure it does not explode when heated, but decomposes into nitrogen, oxides of nitrogen, silver nitrate and silver.⁶

¹ Rosenheim and Steinhäuser, *Zeit. anorg. Chem.* 1900, 25, 72.

² *Annalen*, 1886, 233, 93.

³ Smits, *Rec. Trav. Chim.* 1896, 15, 135.

⁴ Franklin, *J. Amer. Chem. Soc.* 1903, 27, 820.

⁵ Krischner, *Zeit. anorg. Chem.* 1898, 16, 424.

⁶ Divers, *Journ. Chem. Soc.* 1899, 95.

Silver Nitrite, AgNO_2 .—This substance was first obtained by Proust, who regarded it as the nitrate of silver suboxide, having obtained it by boiling a solution of silver nitrate with the powdered metal. It is best prepared by mixing lukewarm solutions of 24 parts of silver nitrate and 15 parts of potassium nitrite. On cooling, silver nitrite separates as a white crystalline powder, which may be readily filtered. It is less soluble in cold water than silver sulphate, but dissolves more readily in hot water with partial decomposition. When slowly deposited it forms long acicular rhombic crystals.

When heated, silver nitrite decomposes without fusion at 180° , yielding primarily oxygen, nitric oxide and metallic silver.¹

Silver Nitrate, AgNO_3 .—This salt was obtained in the crystalline form by Geber: "Dissolve AgNO_3 calcinatam in aqua dissolutiva, quo facto, eoque eam in phiala, cum longe collo, non obturato ori per diem solum, usque quo consumetur ad ejus tertiam partem aquæ, quo peracto pone in loco frigido, et devenient lapilli ad modum crystalli fusibiles." At the end of the seventeenth century, Angelus Sala drew the attention of the iatro-chemists to this salt, known as *crystalli diane* or *magisterium argenti*, to which, when cast into



FIG. 169.

sticks, the name of *lapis infernalis* or *lunar caustic* was given.

Silver nitrate is obtained on the large scale, by dissolving silver in dilute nitric acid, and occurs in commerce both in crystals and cast into sticks (lunar caustic). It crystallises in transparent rhombic plates (Fig. 169), having a specific gravity of 4.328 (Schröder) and melting at 217° (Carnelley), solidifying on cooling to a white fibrous crystalline mass. It is dimorphous, passing into a hexagonal modification at 159° . It possesses an acrid metallic taste, and acts as a violent poison blackening and destroying organic matter, but it does not blacken in the air except in contact with organic substances. When it is wrapped up in paper for some time it gradually decomposes, leaving a residue of metallic silver, and at a red-heat it yields nitrogen peroxide, oxygen, and metallic silver.²

¹ Divers, *Proc. Chem. Soc.* 1905, 281.

² Divers, *Journ. Chem. Soc.* 1899, 83.

100 parts of water dissolve as follows¹:

At	0°	20°	50°	80°	100°	110°
AgNO ₃	115	215	400	650	910	1110 parts.

The aqueous solution has a neutral reaction. If ammonia be added to a solution of silver nitrate until the precipitate first formed redissolves, and this solution be then allowed to evaporate, fine bright rhombic prismatic crystals, having the composition AgNO₃.2NH₃, are deposited. These do not give off ammonia at 100°, but when more strongly heated they melt, evolving nitrogen and ammonia, whilst ammonium nitrate and a metallic mirror of silver are left behind. When a current of dry ammonia is passed over dry silver nitrate, this substance absorbs 29.55 per cent. of the gas, enough heat being developed to produce fusion of the mass. The product of this reaction is a white solid soluble in water and possessing the formula AgNO₃.3NH₃ (Rose).

Silver nitrate is largely used in chemical analysis and especially in photography. It is also employed in medicine, both externally and internally. For external application it acts as a powerful caustic, inasmuch as it unites with the albuminoid substances to form insoluble compounds. Large doses given internally act corrosively upon the mucous membrane, producing serious inflammation. Experiments on animals have shown that it produces paralysis of the nerve centres, difficulty of breathing, and coma. It is given in doses of from 0.02 gram in chronic stomach diseases, epilepsy and other nervous affections. When administered for some length of time, it produces a peculiar bronze colour of the skin, caused by the deposition of metallic silver under the cuticle.

221 Silver Biphosphide, AgP₂, may be prepared by passing phosphorus vapour over finely-divided silver or silver chloride heated at 400°. The product must be cooled in an atmosphere of phosphorus vapour, as it decomposes at the temperature of formation when heated in an inert gas.²

Phosphates of Silver.—The normal phosphate, Ag₃PO₄, is formed as a yellow precipitate, when a silver salt is added to a solution of any one of the sodium ortho phosphates. On

¹ Kremers, *Pogg. Ann.* 1854, **92**, 497; see also Étard, *Ann. Chim. Phys.* 1894 (7), **2**, 526; Meyerhoffer, *Landolt-Börnstein, Physikalisch-Chemische Tabellen* (Berlin, Springer, 1905), 520.

² Granger, *Compt. Rend.* 1897, **124**, 896; *Chem. News* 1898, **77**, 227.

heating, its colour changes to brown, and it melts at a red heat. It is soluble in aqueous phosphoric acid, yielding the *mono-hydrogen salt*, HAg_2PO_4 , which is deposited in the form of white crystals. The *pyrophosphate*, $\text{Ag}_4\text{P}_2\text{O}_7$, is a white precipitate, melting below a red-heat to form a dark-brown liquid which solidifies to a colourless fibrous mass. When heated for some time with aqueous phosphoric acid, the *dihydrogen pyrophosphate*, $\text{H}_2\text{Ag}_2\text{P}_2\text{O}_7$, is formed as a crystalline powder, which is decomposed by the addition of water. The same compound may also be formed by heating silver pyrophosphate with pyrophosphoric acid until a clear fused mass is obtained, dissolving the cooled product in a small quantity of water at 0° , and adding alcohol, when it is precipitated as a white crystalline powder melting at 240° .¹ The *metaphosphates of silver* are white precipitates.

Arsenites and Arsenates of Silver.—The *normal arsenite*, Ag_3AsO_3 , is a canary-yellow powder, easily soluble in nitric acid and ammonia. When the ammoniacal solution is boiled, metallic silver separates out. The *normal arsenate*, Ag_3AsO_4 , is a dark red-brown crystalline powder, formed by precipitating a concentrated solution of arsenic acid with a boiling solution of silver nitrate. The same substance is precipitated as a brownish-red powder if a solution of an arsenate be added to silver nitrate.

Silver Acetylde or Silver Carbide, C_2Ag_2 . When acetylene is passed into aqueous silver nitrate a white precipitate is first formed consisting of the compound $\text{C}_2\text{Ag}_2\text{AgNO}_3$, which with more acetylene changes to white silver acetylde. It may also be obtained by passing acetylene into ammoniacal silver nitrate.²

Silver Carbonate, Ag_2CO_3 , is a light-yellow powder of a paler colour than the phosphate, which readily becomes black on exposure to light, or on heating, and loses all its carbon dioxide at 200° . When a mixture of ammonio-nitrate of silver and caustic potash is exposed to the air, silver oxide separates out, and after a time lemon-yellow needles of the carbonate.

When silver nitrate is added to a concentrated solution of potassium carbonate a yellow precipitate separates out, and this quickly changes to the white compound *silver potassium carbonate*, AgKCO_3 .³

¹ Cavalier, *Compt. Rend.* 1904, **139**, 284.

² Arth, *Compt. Rend.* 1897, **124**, 1534; Chavastelon, *Compt. Rend.* 1897, **124**, 1564.

³ Reynolds, *Journ. Chem. Soc.* 1898, 265.

Silver Cyanide, AgCN , is a white curdy precipitate, easily soluble in ammonia. On heating with water or with caustic potash solution it is reduced to metallic silver.¹ It is insoluble in cold dilute nitric acid, but dissolves in the hot acid, forming silver nitrate and hydrocyanic acid, which may be removed by distillation.² It forms soluble double salts with the cyanides of the metals of the alkalis, and alkaline earths.

Potassium Silver Cyanide, $\text{KAg}(\text{CN})_2$, crystallises in feathery tufts or six-sided prisms, and is soluble in 4 parts of water at 20° .³ It does not undergo alteration on exposure to light.

Silver Cyanate, AgOCN , is a white precipitate easily soluble in ammonia and nitric acid. On heating it explodes, a dull white mass of silver carbide remaining behind. This decomposes, on solution in nitric acid, leaving a finely-divided network of pure carbon.⁴

Silver Thiocyanate, AgSCN , is a white curdy precipitate, easily soluble in ammonia, and crystallising from the solution in glistening scales which do not contain any ammonia.

Potassium Silver Thiocyanate, $\text{KAg}(\text{SCN})_2$, is formed when the foregoing salt is dissolved in a solution of potassium thiocyanate. It forms monoclinic crystals, melts at 140° , and is decomposed by water.

PHOTOGRAPHY

222 The observation of Boyle, that silver chloride and other silver salts undergo blackening on exposure to light, the chemical explanation of which was first given by Scheele, has led to the foundation of the important art of photography. The first light-pictures were obtained by Thomas Wedgwood, in the year 1802. These were simply prints of leaves or paintings on glass prepared by allowing the light to fall through a more or less transparent object on to white paper or leather, which had been moistened with nitrate of silver. Davy, repeating these experiments, obtained fairly accurate copies of leaves, wings of insects, and similar objects, and even succeeded in preparing pictures of small objects which had been magnified by the solar microscope. The pictures thus obtained could not be exposed to daylight, but had to be examined by candle-light, as at

¹ Marsh and Struthers, *Proc. Chem. Soc.* 1903, 249.

² Plimner, *Journ. Chem. Soc.* 1904, 12.

³ Baup, *Ann. Chim. Phys.* 1858 [3], 53, 462.

⁴ Liebig and Redtenbacher, *Annalen*, 1841, 38, 129.

that time no process was known by which that portion of the silver salt unacted upon by the light could be withdrawn, and the picture thus rendered permanent. The first experiments which aimed at rendering the photographic image permanent were made by Niépce, who began his investigations in the year 1814. In 1826 he, together with Daguerre, investigated the same subject, and it is to the latter experimenter that we are indebted for the first process by which the image obtained in the camera can be fixed. In 1839 he discovered the process which now bears his name. This consists in allowing the vapour of iodine to act upon a polished surface of silver, which thus becomes coated with a film of silver iodide. The surface of the plate thus prepared is next exposed to light in the camera. After a short time the light has produced its action, although on the removal of the plate no change of the surface is perceptible. If the plate be now exposed to the action of the vapour of mercury, the picture makes its appearance, inasmuch as the mercury is deposited in extremely fine globules on those portions of the plate on which the light has fallen, whilst in the shadows, the unaltered iodide remains. In order to remove those portions of the iodide which had been unacted upon by the light, Daguerre at first used a hot solution of common salt, but Herschel at once pointed out the advantages of sodium thiosulphate for this purpose, and it was immediately adopted by Daguerre.¹

The Daguerreotype process underwent many alterations, but it has now been altogether superseded by much more convenient methods. In the year 1839, Fox Talbot published his method of photogenic drawing, or photography on paper. This process, which was but an imperfect one, consisted in exposing in the camera a paper soaked in a weak solution of common salt and afterwards washed over with a solution of silver nitrate. The image obtained was a negative one; that is, the light portions of the landscape were dark, and *vice versa*. These pictures were fixed by immersion in a solution of common salt. A great improvement was made in this process by Talbot, in the year 1841, by coating the paper which was to be acted upon with a film of silver iodide by first dipping it into a solution of silver nitrate and then into one of potassium iodide. This paper does not exhibit any change after exposure in the camera, but on "development" with a mixture of silver nitrate, acetic

¹ Eder, *Geschichte der Photographie*, pp. 203, 209 (Knapp, Halle a.S. 1905).

acid and gallic acid, the image becomes visible. The picture is a negative, but it may be rendered transparent by saturating it with white wax, and then a positive print may be prepared from it by placing it on a paper moistened with chloride of silver, and exposing it to sunlight. This method was long known as the Talbotype or Calotype process.

A most important improvement in photography was made by Archer (1851), in the employment of a transparent film of iodised collodion spread upon glass as a sensitive film for the camera in place of the iodised paper used in the Talbotype process. Collodion is a solution of pyroxylin, consisting of the lower nitrates of cellulose, in a mixture of alcohol and ether, and to this is added a certain proportion of a soluble iodide or bromide, usually of zinc or cadmium. On pouring the solution on to the plate the ether and alcohol evaporate, and the plate becomes covered with a homogeneous film. The collodionised plate is next dipped into a bath of silver nitrate, and the plate thus "sensitised" is exposed, still wet with the silver nitrate solution, in the camera. The image produced on the film is in this case also latent, and requires to be developed or made visible by treating the surface with reducing agents, such as ferrous sulphate or pyrogallic acid, compounds which have the power of reducing it to the condition of metallic silver. The unaltered iodide may be removed by dissolving it in cyanide of potassium or sodium thiosulphate, and from the negative thus obtained any number of positive prints can be prepared, each of which is afterwards fixed in sodium thiosulphate. The application of collodion renders the process much more certain, shortens the necessary exposure to a few seconds, and admits of a far greater degree of precision in the reproduction of detail than was possible on the rougher surface of paper in the Talbotype.

Many attempts were made to lessen the inconvenience attaching to wet plate photography by washing the plate free from silver nitrate, covering it with a film of some substance such as tannin, albumin, &c., and then drying.

All these plates are, however, much surpassed in sensitiveness towards light by the modern dry plate, which consists of a glass plate coated with an emulsion in gelatin of silver bromide, sometimes accompanied by a little iodide. This emulsion is made by adding ammoniacal silver nitrate to a solution of an excess of potassium bromide and gelatin in hot water. The mixture is then heated at 45° for some time, a process termed "ripening,"

until the emulsion attains its most sensitive condition. During this operation a physical change appears to occur, the particles of bromide, which when first precipitated have a diameter of 0.0008–0.0015 mm., increasing during the process to 0.003–0.004 mm. in diameter. The emulsion is then washed, to remove the potassium bromide and nitrate, placed on the plate in a uniform film and dried. When such a plate is exposed to light a latent image is produced which can be developed by many reducing agents which do not attack unexposed silver bromide. The reducing agents usually employed as developers are ferrous oxalate, which passes during the process into ferric oxalate, pyrogallic acid (tri-hydroxybenzene), hydroquinone (quinol, paradihydroxybenzene) or metol (methyl-para-amido-metacresol) in presence of an alkali such as ammonia or potassium carbonate, and these hydroxy-compounds are converted by oxidation into quinones and similar substances. In order to prevent too vigorous development and consequent fogging of the plate, a *restrainer* or *retarder*, consisting of the bromide of the alkali used, is added to the developer. The plates are then "fixed" by washing with sodium thiosulphate solution, which dissolves out the silver bromide unacted on by the developer leaving the silver image.

The exact change in the sensitive salt that is effected by the light is not yet understood, the chief fact known being that the developer removes the bromine from the silver bromide where the light has fallen upon the film, whilst it is unable to bring about this change in those parts of the film where the light has not preceded it. If an exposed plate be treated with a halogen element or an oxidising agent such as nitric acid, potassium bichromate, &c., it is found that the image can no longer be developed.

Several theories have been advanced as to the nature of this change, all of which may be classed into two groups; the one attributing it to a chemical and the other to a physical change in the silver bromide. According to the first of these views, the light causes a very small amount of bromine to be lost by the silver bromide, a sub-bromide being formed. This bromine is taken up by the gelatin, which thus acts as a sensitiser and replaces the silver nitrate of the wet collodion plate and the tannin of the dry collodion plate. Many hold that the sub-bromide thus formed has the composition Ag_2Br , whilst Eder,¹ from the altera-

¹ Eder, Address to the Viennese Academy of Sciences, *British Journ. Phot.* 1905, 52, 950 and 968.

tion in the action of certain reagents on plates exposed to light for varying periods, concludes that several sub-bromides are obtained depending on the length of the exposure. Another view is that an oxybromide of silver is formed with loss of bromine, and not a sub-bromide. During development the altered silver bromide is first reduced and the reducing action becomes extended to the silver bromide in the immediate proximity of this reduced silver. It will be seen that according to this theory the density of the silver image which can be obtained by development is only limited by the thickness of the film, the amount of silver produced increasing steadily with the duration of the development. It has, however, been shown by Hurter and Driffield¹ that the maximum density attainable depends entirely on the length of the exposure and the intensity of the light, and is not altered by prolonging the development beyond a certain necessary time. The same chemists have further proved that when a plate is exposed so long that the whole of its silver bromide can be reduced to metallic silver by development, no evidence of the formation of hydrobromic acid, which would accompany the action of bromine on gelatin, can be detected, and that the whole of the bromine in the plate is given up to the developing liquid.

It has, moreover, been found by Dewar that gelatin emulsions of silver bromide remain sensitive to light, although to a somewhat smaller extent, even at a temperature of -252.5° C., at which nearly all chemical reactions proceed extremely slowly.

These results, therefore, have given rise to the view that no chemical decomposition is brought about by the light, but that the silver bromide molecule undergoes a physical alteration which renders it capable of being reduced by the developer.

Joly,² who supports the physical hypothesis, considers that the light causes an electronisation of the silver bromide.

It is well known, from the experiments of Hertz and others, that light has the power of discharging negative electrification from the surface of many bodies; that is, of bringing about the escape of negatively-charged electrons (p. 41); and such bodies are termed "photo-electric." It has also been found that the haloid salts of silver are vigorously photo-electric, and possess an

¹ *J. Soc. Chem. Ind.* 1890, 455; see also Sheppard and Mees, *Proc. Roy. Soc.* 1905, 74, 44.

² Address to the Photographic Convention of the United Kingdom; Dublin 1905; see *British Journ. Phot.* 1905, 52, 551.

activity in the descending order, bromide, chloride and iodide, which is the same order as their photographic sensitiveness.

Moreover, an image capable of development is also formed by the action of cathode rays or the electronic discharge from radium. Joly, therefore, considers that the latent image is made up of atoms or molecules electronised by the action of light on the silver haloid salt, and that it is upon these that the developer acts. A number of experiments, in which the rate of action of developers upon the silver bromide of exposed plates was measured, have been carried out by Sheppard and Mees,¹ and their results point to the conclusion that the reducing agent of the developer acts upon ionised silver bromide with formation of metallic silver.

The question cannot, however, as yet be considered as settled.

223 *Action of Light of Different Degrees of Refrangibility on the Salts of Silver.*—Scheele observed that the violet rays of the solar spectrum are those which affect silver chloride most strongly, and to these the name of chemical rays has frequently been given. It has, however, been shown that all the rays of the solar spectrum are able, under certain circumstances, to effect chemical change, each particular chemical compound being decomposed by the rays upon which it is most capable of exerting an absorbent action. Not only is this the case, but an admixture with the sensitive compound of certain coloured, but chemically inactive, substances has the effect of altering the position of the maximum of chemical action for that particular compound. Thus, for example, it is possible by the addition of a yellowish-red colouring matter, such as aurin, to the bromide-film to prepare a plate which is more affected by the yellow rays than the untreated plate, whilst the addition of erythrosin confers increased sensitiveness to the yellow and orange rays, and of cyanin to the red rays.

These dyes cause the bromide-film with which they are mixed to be specially sensitive to the rays corresponding roughly to their absorption spectra. In this way Draper,² Vogel,³ and Abney⁴ have succeeded in photographing the lines of the visible solar spectrum from *b* downwards, and have not only secured pictures of the portions included between the lines *E* and *A*, but have obtained photographic action even in the

¹ *Proc. Roy. Soc.* 1905, **74**, 447; 1905, **76**, A, 226; 1907, **78**, A, 461.

² *Phil. Mag.* 1877, [5], **3**, 86. ³ *Pogg. Ann.* 1877.

⁴ *Phil. Mag.* 1878, [5], **5**, 61.

ultra-red regions. Orthochromatic plates are now made by means of which the relative intensity of the various colours to the eye is much more truly represented.¹ The exact function of the dyes in producing this effect is not understood, but they are known to be photo-electric, and it has been suggested by Joly that the electron-producing power for that particular ray absorbed by the dye is responsible for the special sensitiveness it produces in the film.

For a full account of the theory and practice of photography, the reader is referred to Abney's "Instruction in Photography," Chapman Jones' "Science and Practice of Photography," and to Meldola's "Chemistry of Photography."

DETECTION AND ESTIMATION OF SILVER.

224 There is probably no element whose presence can be more readily detected by chemical methods than silver, owing to its chloride being insoluble in water and easily soluble in ammonia. In order to detect silver in an insoluble compound, it may be melted with sodium carbonate on charcoal before the blow-pipe or heated on the end of a carbonised lucifer-match in the reducing flame of the Bunsen burner. Silver is then obtained in the metallic state as a bright shining bead, which easily dissolves in warm nitric acid, the solution giving on the addition of hydrochloric acid a curdy precipitate of silver chloride, or, if only a trace of silver be present, a mere opalescence. This disappears on the addition of ammonia, but is reproduced when the ammonia is neutralised with nitric acid.

The spark spectrum of silver is obtained by the use of poles of the metal with a powerful discharge. It may also be seen when platinum poles are moistened with silver nitrate solution. Two bright green lines are the most characteristic in its spectrum, and several weaker lines occur in both the blue and the violet.

Silver is almost always estimated quantitatively as the chloride. The precipitate after washing and drying is heated in a porcelain crucible until it begins to melt and then its weight is obtained. In some few cases the silver is determined as the cyanide or sulphide, and, in the case of organic silver

¹ See Bothamley, *Brit. Ass. Rep.* 1895, 661.

salts, the metal which remains behind on heating the salt is weighed.

Silver can also be easily determined volumetrically with standard hydrochloric acid, common salt solution, or potassium thiocyanate. In the mints, where a large number of silver assays has to be made daily, a method proposed by Gay Lussac¹ is now almost universally adopted. In this process the alloy is dissolved in nitric acid, and the silver precipitated from solution in the form of chloride, the volume of the standard solution necessary for the complete precipitation of the silver being ascertained. Chemically pure silver is required for this purpose; this is best used in the form of thin foil; then a standard solution of common salt is needed of such a strength that 100 c.c. correspond exactly to one gram of silver; thirdly a salt solution 1-10th of this strength, prepared by diluting one volume of the standard solution to ten volumes, and lastly, a silver solution of exactly equivalent strength obtained by dissolving one gram of silver in pure nitric acid and diluting this to one liter. All these solutions must be made with care, and their strength very accurately ascertained.

The metal is dissolved in nitric acid, and the standard solution of common salt added gradually, the bottle being well shaken after each addition in order that the silver chloride may separate in a coherent form. As soon as the point of complete precipitation is seen to be approaching, the standard solution of salt is replaced by the one of 1-10th strength which is added drop by drop until the precipitation is complete. Each c.c. of standard solution corresponds to 0.01 gram, and each c.c. of the second solution to 0.001 gram of silver.

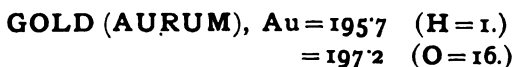
Another method of assaying silver still used, although not so accurate as the method just described, is the assaying of silver by cupellation. Every silver article made in this country, previously to being sold, is tested at Goldsmiths' Hall by this method, and, if approved, is stamped. This process depends on the fact that the metals alloyed with silver oxidise in the presence of lead oxide at a high temperature, yielding a fusible glass which, together with the oxide of lead, is easily absorbed by the porous cupel, whilst any silver which the mixture contains is left behind in a bright globule which can be accurately weighed.

¹ *Instruct. sur l'Essai des Matières d'Argent par la Voie Humide.* Paris, 1833.

The assay is usually made with one gram of silver. The process of assaying by cupellation, even in experienced hands, may vary as much as two parts in 1,000, whilst Gay Lussac's process admits of an accuracy of 0.5 in 1,000. The process of cupellation is, however, still in use in lead works, where it is required to determine the amount of silver which marketable lead contains, and it is also used for the estimation of silver in poor ores.

The electrolytic method has also been used for the determination of silver, a solution of the nitrate being used, and alcohol or potassium cyanide added to prevent the formation of the black compound described on page 459.¹

The atomic weight of silver was determined with considerable accuracy by Stas, by the methods described on p. 12, the average of the numbers obtained by the different methods being 107.12 (H = 1), 107.93 (O = 16) and this number is still accepted although it is probable that it is 0.01—0.04 too high.²



225 Of all the metals gold was probably the first to attract the attention of man, its occurrence in the native state, its brilliant lustre and its permanence rendering it an object of value from very early times.

Metallic gold is mentioned in the Old Testament and in Homer, and the various names by which it is designated denote lustre or fine colour. Thus in the Hebrew *zaháb*, the root signifies to glitter; whilst the Greek word *χρυσός*, probably derived from the Sanscrit *hiranya*, also signifies to glitter or flame. Our word "gold" probably is connected with *jvalita*, which also occurs in Sanscrit and is derived from *jval*, which also means to shine. As being the most perfect of the metals gold was compared by the alchemists to the sun; to it were attributed the most singular virtues, and strenuous efforts were directed to the transmutation of the baser metals into ☉ (Sol).³

¹ Küster and von Steinwehr, *Zeit. Elektrochem.* 1898, **4**, 451; Wolman, *Zeit. Elektrochem.* 1897, **3**, 537.

² See Richards and Wells, *J. Amer. Chem. Soc.* 1905, **27**, 459; Guye and Ter-Gazarian, *Compt. Rend.* 1906, **143**, 411.

³ Those interested in the processes employed by the alchemists in the search

Gold is usually found in the native state, but never perfectly pure, being always alloyed with more or less silver. Native gold sometimes also contains small quantities of copper and traces of iron, bismuth, platinum, palladium, or rhodium. Gold is likewise found in the following compounds: bismuthaurite, Au_2Bi ; calaverite, AuTe_2 ; sylvanite or graphic tellurium, $(\text{Au,Ag})\text{Te}_4$; nagyagite or foliated tellurium, $(\text{Pb,Au})_2(\text{Te,S,Sb})_3$; white tellurium, $(\text{Au,Ag,Pb})(\text{Te,Sb})_3$. Small quantities of gold occur in many pyrites, blendes, and other ores. It has also been found in sea water.¹

Native gold is generally found *in situ* in quartz veins or reefs which intersect metamorphic rocks, and to some extent also in the wall-rock of these veins. Metamorphic rocks which are thus intersected are generally chloritic, talcose, and argillaceous schists; also, though less commonly, mica- and hornblende-schists, gneiss, diorite, and porphyry, and, still more rarely, granite. Gold is frequently found crystalline, the commonest forms being the octahedron and tetrahedron. The crystals are, however, sometimes acicular, through elongation of these two forms, passing into filiform, reticulated, and arborescent shapes, and occasionally exhibiting a spongy form from the aggregation of filaments. It frequently occurs in masses termed nuggets, also in thin laminae, and often in flattened grains or scales and in rolled masses in sand or gravel. Sometimes indeed it is so finely disseminated throughout the quartz that it is not visible, though present in quantities sufficient to pay for its extraction.

The occurrence of gold is not confined to the above-named rocks, the metal being found in many formations, even up to the chalk.

The sands, gravels, and clays formed by the disintegration of the gold-bearing rocks form an important source of the precious metal, and these alluvial deposits often occur of considerable thickness and of great extent, those of the Yuba, an affluent of the Feather River in California, varying from 80 to 250 feet in depth and averaging probably 120 feet.

The relative amount of gold present both in the quartz veins and the alluvial deposits is extremely small, varying from

after the philosopher's stone are referred to Thomson's *History of Chemistry* and Berthelot, *Collection des Anciens Alchimistes Grecs*, and *La Chimie au Moyen Âge* (Paris, 1887-1893).

¹ Liversidge, *Trans. Roy. Soc. N.S.W.* 1896.

one part in 70,000 in the quartz to one in 1-15 millions in alluvium.

226 Although gold occurs widely distributed in nature it is only found in certain places in quantities sufficient to repay the expenses of extraction. The most important European localities are Russia, Hungary, and Germany. Gold is also found in the Alps, but the mines there, which were worked from the times of the ancients, are now altogether abandoned or worked but very slightly.

The sands of all the rivers which flow from the Alps contain gold. Thus, for instance, the sands of the Upper Rhine have for centuries been washed for gold although the richest portion of the sand contains only about 56 parts of gold to 10 million. Gold has also been found in many streams in Cornwall, and the precious metal is now being worked to a small extent in Wales. Gold has also been found in Scotland, especially near Leadhills, and in Glencoich and others parts of Perthshire, in Ireland in County Wicklow, in Sweden, and in Spain, where mines were worked by the Romans. In Asia gold occurs chiefly on the eastern flanks of the Urals and in other parts of Siberia, but the metal has been found in almost all parts of this continent, especially in India, Japan, China, Korea, Borneo and the Dutch East Indies. The vessels of gold in the possession of the ancient Scythians, which according to Herodotus were said to have fallen from the skies, were probably made from Uralian gold. The mines in the Urals were, however, not opened until the year 1819, but they soon became of such importance that they supplied the greater portion of the world's requirements until the discovery of Californian gold.

Africa also contains much gold. Thus a considerable quantity of gold-dust has been found in Abyssinia, also on the coast opposite Madagascar, supposed by some to be the *Ophir* of Solomon, and in various parts of the interior of the western portion of the continent whence it was formerly sent to the gold-coast. Indeed this source, together with that of Hungary and the Brazils, yielded the chief supply of gold up to the beginning of last century. West Africa has a considerable gold-mining industry. Since the year 1884, the gold-fields of the Transvaal have become of great importance, the output having risen almost continuously since that date. In 1892 the amount of gold obtained from the Rand district was 1,210,867 ozs., whilst in 1895 it had increased to

1,811,391 ozs., and in 1905 to 4,897,221 ozs., surpassing all other countries.

In the year 1849 gold was discovered in California by Colonel Sutter, who having erected a saw-mill noticed that the water which was used to work the mill contained particles of gold. The attempt to keep this discovery secret naturally failed, and the few hundred inhabitants of the city of San Francisco rushed to the gold-diggings, and were soon followed by emigrants from all parts of the world. For the first few years Californian gold was obtained entirely from alluvial washings, but since 1852 true gold-mining has been on the increase. The gold-bearing quartz-reefs are often very large. Those on the Mariposa estate average twelve feet, but in some cases extend to 40 feet in breadth.¹ Other considerable gold-fields exist in the western portion of the North American continent, reaching from Mexico up to British Columbia and the Klondyke district.

Australia is another country especially rich in gold-fields. Important gold-mines occur in the table-lands of New South Wales and along the continuation of the Australian cordillera in Victoria, in Queensland and Western Australia, whilst smaller supplies are drawn from South Australia and Tasmania.

It is a matter of general notoriety that many years before anything was published respecting the existence of gold in Australia, gold was often brought into Sydney by shepherds and settlers in the bush. The actual occurrence of gold in Australia was, however, first discovered by Count Strzelecki in the year 1839, but this was not made known at the time, inasmuch as the Governor feared the consequences of such a statement in the existing conditions of the colony. In 1843-4 Count Strzelecki returned to England and exhibited his nuggets and gold specimens to Sir Roderick Murchison, who, arguing from the comparison of these with samples from the gold-bearing Urals, predicted that gold would be found widely distributed in the eastern chains of the Australian mountains. In the years 1841-3 gold was also found by the Rev. W. D. Clarke, an Australian geologist. To Mr. Hargreaves, an old Californian gold-digger, however, belongs the honour of proving, in 1851, that gold exists in large quantities in various parts of the colony, and of showing how it could be readily obtained from alluvial deposits by means of the cradle. The first discovery of workable gold-fields was made at Ophir, and this soon led to

¹ See J. D. Whitney's *Geology of California*.

the finding of the precious metal in the soil and rocks of the colony over tracks many miles in extent. After a short time the proclaimed gold-fields extended, with a few intervals, the whole length of the colony, and westward about 200 miles, comprising an area of about 1,356 square miles, and numbering more than eighty distinct fields.¹

Gold has also been found in New Zealand and New Caledonia. The Australian is, as a rule, much purer than the Californian gold, but it is a singular fact that the average fineness of the gold found in the several Australian colonies shows a regular depreciation as we advance northwards. Thus the average fineness of Victorian gold is about 960; that of the New South Wales gold is 935, while still further north in Queensland the average fineness is 872, and Maryborough gold contains only 85 per cent. of gold and as much as 14 per cent. of silver.² Very large nuggets occur in Australian fields; thus, for instance, one found at Ballarat weighed 184 pounds and was valued at £8,376 10s. 6d.

The total production of gold reached a very high mark in the fifties when the Australian discoveries followed on the opening of the Californian fields. During these years the annual production averaged £30,000,000, but afterwards gradually fell off, until in the period 1880-90 it only averaged about £20,000,000. Since that date it has again increased, chiefly owing to the great increase in the output from Africa consequent upon the development of the Transvaal fields, but also because of the improved methods employed for the extraction of the metal.

The following figures give the production in ounces of fine gold from each of the great gold-producing countries for the years 1895, 1900, and 1905.³

	1895.	1900.	1905.
Australasia	2,070,335 . . .	3,568,279 . . .	4,159,220 . . .
United States	2,261,612 . . .	3,781,310 . . .	4,260,504 . . .
Russia	1,537,584 . . .	1,072,434 . . .	1,063,883 . . .
Transvaal	1,811,391 . . .	348,760 ⁴ . . .	4,897,221 . . .
Rest of Africa	257,806	194,150 ⁴	580,620
India	218,186	512,710	576,889
Canada	92,448	1,350,176	700,863
Mexico	270,924	455,204	702,799
Other Countries	1,203,325	1,331,610	1,489,071
Total	9,723,612	12,614,633	18,431,070

¹ Liversidge, *Trans. Roy. Soc. N.S.W.* ix. 153.

² F. B. Miller, *Trans. Roy. Soc. N.S.W.* 1870.

³ *Mineral Industry*, 1897, 6, 260; 1901, 10, 290; 1905, 14, 236.

⁴ Production affected by Boer War.

Composition of Native Gold.—The following table gives the composition of several kinds of native gold.

Locality.	Barlara (Sieben- birgen).	Katharine- berg (Ural).	Senegal.	Bolivia.	California.	Australia.	Transvaal.
Analyst.	Rose.	Rose.	Levol.	Forbes.	Hunt.	Northcote.	Cohen.
Gold	84·80	93·34	94·40	94·73	89·24	99·28	94·48
Silver	14·68	6·28	5·85	5·23	10·76	0·44	5·16
Iron	0·13	0·32	—	0·04	—	0·20	Trace
Copper	0·04	0·06	—	—	—	0·07	0·25
Platinum	—	—	0·15	—	—	—	—
Bismuth	—	—	—	—	—	0·01	—
	99·65	100·00	100·40	100·00	100·00	100·00	99·89

227 Gold-mining.—The simplest method of gold-mining, namely, *alluvial-washing* or *placer digging*, as it is termed in California, carried on from the simple pan-washing to hydraulic mining on a stupendous scale, necessarily requires a considerable quantity of running water. This or a similar process was in use amongst the ancients; thus Pliny describes the “bringing of rivers from the mountains, in many instances for a hundred miles, for washing the débris,” &c., &c.

The washing apparatus is simple enough though frequently ingenious. The simplest of all these operations is that termed *pan-washing*, in which a shallow pan is used, of iron or zinc, sinking into a cavity in the middle in which the heavy particles collect, whilst the lighter dirt is washed away. The wash-dirt or wash-stuff is brought into the pan in a stream of running water and the mass well stirred up with the hand so that the larger stones and heavy particles are left whilst the mud flows over the edge of the pan. The gold, which is found when the stones are picked out, is usually mixed with magnetic sand; it is dried and then brought into a shallow dish and the black sand separated by blowing, the whole being kept in a state of constant rotation.

The *cradle* is another simple apparatus for gold-washing, much used in the early days of the gold discoveries in California and Australia. It consists of a trough or cradle of wood or iron six or seven feet in length under which rockers are placed, so arranged that the cradle has a slanting position to allow the mud

and water to run off. At the top of the cradle is a grating or sieve upon which the wash-stuff is thrown, and transverse bars of wood are placed across the bottom of the cradle to arrest the passage of the heavier particles of gold. Four men are needed to work this efficiently; one digs out the auriferous wash-stuff, another brings it to the cradle, a third rocks the trough, and the fourth attends to the proper supply of water and the uniform washing of the material.

Other forms of apparatus used for washing gold-bearing deposits are the long tom and the sluice. The *long tom* consists of an inclined trough about 12 feet long, the lower end of which is closed by a screen inclined at an angle of about 45°. Below this screen is placed the upper end of a riffle-box, consisting of another trough 12 feet long fitted with riffles which are sometimes supplied with mercury. The gravel is shovelled into the upper trough and a stream of water is allowed to play upon it, washing down the fine gravel and gold into the riffle-box where the coarse-gold is caught on the riffles.

The *sluice* consists of a number of boxes, hundreds sometimes being used, each resembling the upper box of the long tom; they are about 12 feet long and 4 inches wider at one end than at the other, the narrow end of each box fitting into the wide end of that next below it. Riffle boxes are placed at certain intervals in these boxes to intercept all heavy particles that pass down, such as gold, mercury, amalgam, pyrites, &c. The usual grade of the boxes varies from 8 inches to 20 inches in 12 feet, depending on the fall of the ground, on the nature of the material to be washed and on the amount of water available. A certain amount of mercury is added in sluicing to aid in the collection of the gold.

228 Hydraulic Gold-mining.—This method of working is largely used in California and New Zealand. It consists in breaking down the auriferous gravel by the impact of powerful jets of water and allowing the disintegrated material to pass along a series of sluices (Fig. 170). To carry out this process successfully, an immense amount of water is necessary under a good pressure, a head of from 100 to 300 feet generally being used. The nozzles for the discharge of the water vary in size up to 11 inches in diameter and require special appliances to control them. The sluices used are similar to those described above, but are larger and made

altogether stronger. A quantity of mercury is generally used to amalgamate and help to collect the gold.

To show the enormous advantage gained by hydraulic mining compared with other forms of washing, Black, a Californian engineer, states that taking a miner's wages at four dollars a day, the cost of handling a cubic yard of auriferous gravel is as follows:

With the pan	20 dollars.
„ „ cradle	5 „
„ „ long tom	1 dollar.
„ „ hydraulic process	0.2 „ ¹

229 Quartz-mining.—The mining operations carried on in the gold-bearing quartz-reefs are not different from those




FIG. 170.

used in the case of other ores. The general method for the extraction of the gold from quartz consists of crushing the ore first to a moderate size in a rock-breaker, and then to a much finer state (usually with water) in a stamp battery.²

A *stamp battery* (Fig. 171) consists of a number of stamps,

¹ B. Silliman. "On the Deep Placers of the South and Middle Yuba, California," *Amer. Journ. Sci. and Art*, 1865, [2], 40, 1.

² Frequently ball mills and rolls are used instead of the stamp battery, especially in those cases in which the ore is crushed dry. Ball mills are not suitable, however, for wet crushing or for extremely hard ores.

which are heavy pestles made of iron or steel weighing from 400 to 1,200 lbs. each ; these are raised by means of cams, keyed to a horizontal shaft, coming in contact with tappets fixed on to the upper portion of the stems, and are allowed to fall by their own weight. These stamps work in mortars made of cast iron and weighing from $1\frac{1}{2}$ to 3 tons ; as a general rule five stamps work in each mortar. Mercury is often placed inside the mortar, and the upper portions and sides of the latter are lined with amalgamated copper-plates. The pulp is discharged through screens of varying sizes according to the




FIG. 171.

nature of the material under treatment, and then passes over a series of amalgamated plates, the tailings being generally treated by the cyanide process for the extraction of the remaining gold.

Very often the tailings from stamp batteries contain a certain proportion of heavy minerals such as iron pyrites, copper pyrites, galena, &c., and as these contain gold which is not collected on the amalgamated plates, they are extracted in some form of concentrating machine and are called concentrates. When these consist of copper pyrites or galena they are treated by smelting, but when they consist of iron

pyrites they are treated by Plattner's chlorine process or by a cyanide process. The gold amalgam is scraped off the plates at certain intervals by means of rubber pads, cleaned, strained through wash-leather, and heated in iron-retorts, the porous gold which remains being melted and cast into iron moulds.

Many methods have been proposed for promoting the amalgamation of the gold contained in the crushed ore, but the use of various materials for this purpose was much more general in the past than at the present time. The chief substance used is potassium cyanide, which, in the form of a dilute solution, is supposed to assist amalgamation; its action is probably a cleansing one, keeping the mercury free from grease and oil, and thus rendering it more active. Sodium is also used to clean the mercury before applying it to the plates. It is essential that all traces of grease be removed from the plates before amalgamation, and for this purpose a solution of caustic soda or sodium carbonate is used.

The losses of gold during amalgamation may be due to insufficient care on the part of the men, to the use of a method of working unsuitable to the ore, to the presence of float-gold, to the presence of injurious minerals in the ore, or to improperly kept plates.¹

230 Gold Extraction by Chlorine.—For the purpose of extracting gold from auriferous pyrites Plattner's chlorine method is sometimes employed. In this process the 'tailings' and deposited auriferous pyrites are roasted, in order to remove the sulphur and arsenic and to render the ore porous, then moistened with water, and placed in tubs furnished with false bottoms, beneath which chlorine is introduced. After all the air has been replaced by chlorine, and the whole mass has become impregnated with this gas, the tubs are allowed to stand for about twenty-four hours, and the soluble gold chloride washed out with water.

In some cases the chlorination is carried out in revolving lead-lined steel barrels or cylinders, the chlorine being produced by the action of sulphuric acid on bleaching powder placed inside the barrel. In this way a pressure of about two atmospheres is produced, and a charge of $3\frac{1}{2}$ tons is chlorinated in an hour and a half. The gold chloride solution is filtered through an asbestos cloth placed inside the barrel and passes directly

¹ Full information concerning the metallurgy of gold may be found in *The Metallurgy of Gold* by Rose (Griffin & Co.), 1902.

into the precipitation tank. The metal may be precipitated from the solution by a number of different substances, the chief of which are ferrous sulphate, sulphuretted hydrogen, solid charcoal and sulphide of iron or copper; the reaction being as follows in the case of ferrous sulphate :



Sulphuretted hydrogen and metallic sulphides precipitate a sulphide of the metal, whilst charcoal precipitates the metal, and is itself partially oxidised to carbon dioxide. The precipitate is collected, dried, roasted if it consist of the sulphide, and the metal then fused with borax.¹

It has also been proposed to employ bromine for the extraction of gold, either as bromine water or by liberating nascent bromine by the action of sulphuric acid on a mixture of bromide and bromate of sodium or calcium.

231 *The MacArthur-Forrest Cyanide process.*—Finely-divided gold dissolves readily in a weak solution of potassium cyanide in the presence of atmospheric oxygen, a soluble double cyanide being formed :



This reaction is now employed on a very large scale for the extraction of gold from the tailings obtained from the stamp batteries, which only contain a small amount of metal, and from such ores as are not readily treated by amalgamation. The process consists of four operations, viz.: the preparation of the ore; treatment with solution of potassium cyanide; precipitation of the gold; and treatment of the precipitated gold.

In many cases the tailings from the stamp batteries only need sizing in order to be ready for the process, and this sizing consists of the separation of slimes or very finely-divided ore from the sandy portions, as these slimes tend to resist the percolation of the cyanide solutions. In the case of low grade ores which are treated direct by the cyanide process, these are crushed down by rock-breakers and rolls, care being taken to prevent the formation of slimes.

For the treatment with cyanide solution, large vats are used, made of wood, iron, or cement, and holding from 10 to 600 tons of material. These vats are provided with false bottoms which usually consist of frameworks of wood pierced with holes and

¹ *J. Soc. Chem. Ind.* 1896, 336.

covered by canvas or cocoanut matting, below this being placed a layer of coarse sand and pebbles. The vats are filled to within a few inches of the top and levelled.

It is often found advisable before treating with the cyanide solution to give a preliminary wash with water to remove soluble salts or to use a solution of soda or lime to neutralise acids due to the decomposition of pyrites in the ore. In the Transvaal the material is first treated with a solution of cyanide containing about 0.3 per cent. of KCN, which is allowed to percolate for a period varying from 6 to 24 hours according to the richness and nature of the ore; then a further treatment with a weak solution containing 0.05 to 0.15 per cent. is made, lasting from 24 to 48 hours. The amount of liquid used is generally about half a ton for every ton of ore. After the treatment with cyanide is finished, that is, when no more gold is being dissolved, the solution is drawn off as completely as possible and the charge thoroughly washed with water and discharged. The tanks are emptied usually through doors in the bottom, either by hand labour or by sluicing out by means of water under pressure.

During the last few years large quantities of unleached slimes from previous working have been treated successfully at a very low cost by agitation in large tanks with cyanide solution for the extraction of the gold. After agitation the slimes are allowed to settle and the gold-bearing cyanide solution is drawn off, or else the slimes are pumped into large filter presses which separate the solution, leaving the solid matter in the form of cakes.

Fine grinding of the whole of the ore to pass through a 150 or 200 mesh sieve (40,000 holes to the square inch) in tube-mills, or grinding in pans after partially pulverising in the stamp battery, followed by agitation and filter-pressing as above, has recently been adopted by many of the great mines in Western Australia and elsewhere. In some cases of refractory ores, roasting is found necessary before cyanide treatment.

For the precipitation of the gold, the cyanide solutions from the tanks are passed through wooden troughs divided by baffle boards into a series of compartments containing freshly-turned zinc shavings which effect the precipitation of the gold:



A zinc-lead couple is found to be more effective for the

precipitation of gold from solutions containing copper and also from very weak cyanide solutions, and for this purpose the zinc shavings are pickled in a 10 per cent. solution of lead acetate until covered with a black coating.

In the Siemens-Halske process, the gold is deposited from solution by means of an electric current. The anodes are made of iron and the cathodes on which gold is deposited are of lead. These sheets of lead are afterwards melted down and cupelled for the extraction of the gold.

The precipitated gold together with any silver in the ore is separated as far as possible from the zinc, and then may be treated, after roasting, by smelting with suitable fluxes, such as sand, borax, and sodium bicarbonate. Plumbago crucibles are generally used for these charges, and the resulting bullion may be 800 fine, *i.e.* contain 800 parts of gold per 1,000.

Another method for treating the precipitated gold is to dissolve out the zinc with dilute sulphuric acid and then to wash and dry the insoluble residue and smelt down with suitable fluxes; this generally gives a bullion from 850 to 900 fine.

A more recent process, which is said to effect a saving in cost and to be attended by less loss of gold, is Tavener's lead-smelting method, in which the precipitate is melted with litharge, assay slags and sawdust in a reverberatory furnace for the production of a lead bullion containing about 10 per cent. of gold which is afterwards cupelled.

232 Refining and Parting of Gold.—The gold bullion obtained by the above processes varies very considerably in composition according to its origin and the treatment to which it has been subjected. It usually contains a considerable amount of silver along with copper, iron, lead, antimony and other base metals. When the amount of these is at all considerable it is usual to submit the bullion to a preliminary refining process before removing the silver. This is done by melting the metal in a graphite or clay crucible with borax and nitre, the base metals being thus oxidised and removed by skimming.

The parting of silver from gold was formerly carried out by means of nitric acid, this process having been first employed, it would appear, at Venice in the fifteenth century, for extracting the gold from Spanish silver. It remained in general use up to the beginning of last century and is still frequently employed. It depends on the fact that nitric acid removes practically all the silver from an alloy of gold and silver, provided that a suffi-

cient excess of silver be present. It was at first thought that the limiting proportion was 1 of gold to 3 of silver, and hence the process was termed *inquartation*, but it has been found that the method succeeds even when as much as 1 of gold is present to 2 of silver; the proportion most generally used is 1 of gold to $2\frac{1}{2}$ or $2\frac{1}{2}$ of silver.

For this process the bullion is first made up to the 'parting' proportion and then granulated. The granules are boiled for 5 or 6 hours in nitric acid of specific gravity 1.2, the gold is then allowed to settle and the supernatant liquor siphoned off. A second boiling for 2 to 3 hours, and a third for 1 or 2 hours follow, with nitric acid of specific gravity 1.4. The gold residue is then well washed with water, pressed and melted down; whilst the silver in solution is precipitated by means of common salt and reduced to metallic silver by means of zinc.

Parting by Sulphuric Acid.—In 1753 Scheele discovered that sulphuric acid could be employed for this purpose. In a memoir on the subject, read before the Stockholm Academy, he says: "Sulphuric acid also dissolves silver when no water is amongst it, but gold is not in the least degree altered, so that silver and gold can be thus completely separated from one another; but such an oil of vitriol is much dearer than nitric acid, and for this reason it is not advisable to use it for this purpose, as there are other acids which cost less." Hence it was only when sulphuric acid became cheaper that the process of separation by its means could be carried out, and this was done by Darcet in 1802.

In order to separate the two metals by this method the alloy must not contain more than 33 per cent. of gold. If it be richer than this, it must be first melted with the necessary quantity of silver. The granulated alloy is heated in cast-iron boilers, together with two and a half times its weight of concentrated sulphuric acid of specific gravity 1.85. Each vessel is covered with a dome of lead, and the sulphur dioxide which is evolved during the solution of the silver is either allowed to escape into the air or is led into sulphuric acid chambers. As soon as no further evolution of this gas takes place, sulphuric acid, of specific gravity 1.69, is added for the purpose of dissolving the copper vitriol. The clear liquid is then allowed to flow into leaden pans containing the mother-liquors of copper vitriol formed in the next operation, and the whole is heated by steam in order to keep the slightly soluble silver sulphate in solution. Here a further quantity of gold is deposited, the clear liquid is

again drawn off, and the silver precipitated by means of metallic copper. The finely-divided gold is again treated with sulphuric acid in a platinum vessel in order to render it completely free from silver, and after having been well boiled, it is washed and used in a plumbago crucible with sodium bicarbonate.

In a modified form of the process the sulphuric acid solution of the silver is diluted with steam, and the silver sulphate, Ag_2SO_4 , allowed to crystallise out. The crystals are then removed and reduced by heating in a furnace with charcoal.

Parting by Chlorine.—The gold employed for coinage, when it does not contain more than 10 per cent. of silver, is now usually purified by Miller's process with chlorine gas, first introduced by him in the Sydney Mint. This process consists in melting the gold in a clay crucible which has been glazed inside with borax, and passing chlorine gas through the molten metal by means of a clay pipe. The chlorine at once combines with the silver to form silver chloride, which rises to the surface of the molten metal, whilst the chlorides of zinc, bismuth, antimony, and arsenic, should these metals be present, are volatilised and the pure gold remains beneath. A layer of melted borax is placed on the top of the fused mass in order to prevent the silver chloride which is formed from being volatilised. The fineness of the gold thus prepared varies from 991 to 997 in 1,000 parts, whilst the metal obtained by other refining processes frequently contains a larger quantity of silver. This method of treatment may also be adopted with advantage for refining and toughening gold which is rendered brittle by the presence of small quantities of antimony, bismuth, tin, arsenic, &c.¹

Refining Gold Bullion with Oxygen Gas.—Rose² has recently shown that impure bullion and zinc precipitates from the cyanide process may be refined and toughened by blowing a stream of oxygen or air through the molten metal contained in a crucible and covered with a slag, made by the addition of borax and silica to the crucible charge. The metals are oxidised in succession, each in turn partially protecting those which are less easily oxidised than itself.

233 Preparation of Pure Gold.—In order to prepare gold containing less than one part of impurity in 10,000, gold cornets are dissolved in aqua-regia, the liquid evaporated down and traces of platinum removed by the addition of potassium chloride and

¹ Roberts-Austen, *First Annual Report of the Mint*, 1870, 95.

² *Trans. Inst. Min. and Met.*, 1904-1905, 377.

alcohol. The clear solution of gold chloride is then allowed to stand, decanted from any precipitated chloride of silver, and reduced by warming with oxalic acid. The precipitate is repeatedly washed with hydrochloric acid, water and ammonia, and is then fused in a clay crucible with potassium bisulphate and borax.

234 Properties.—Gold is distinguished from all the other metallic elements by its bright yellow colour. It crystallises in the regular system, and in the native state is often found in distinct though small crystals. Some Australian gold worth about £1,100 consisted of grains from the size of a large pea to that of small grains of sand, all of which were more or less perfect dodecahedra.¹ Native gold has also been found crystallised in a very great variety of other forms of the regular system.² These small crystals are frequently connected together, so as to form hair-like filaments, termed *moss-gold*. Liversidge³ has obtained this form of gold artificially. He noticed the occurrence of crystallised gold in certain specimens of Australian auriferous pyrites, and he therefore roasted this mineral in a muffle, for the purpose of removing arsenic and sulphur, but at a temperature insufficient to bring about the fusion either of the mineral or of the gold. On removing the sample from the muffle, small cauliflower-like excrescences of metallic gold were observed on the surface of the mass, these excrescences being composed of fine filaments of the metal often wound round in spiral coils. This form of gold has also been obtained by Moissan⁴ by distillation of gold in the electric furnace.

Gold precipitated from a concentrated solution by ferrous sulphate forms very small cubes, and that obtained by reduction with oxalic acid consists of minute octahedra, which are usually much distorted, whilst both forms are obtained when solutions of auric chloride or bromide are reduced with formaldehyde in the presence of nitric or hydrochloric acid.⁵

When an amalgam containing 5 per cent. of gold is heated for eight days to 80°, and then treated with hot nitric acid, an aggregate of crystals, some of which are 6 mm. in length, may be obtained. These, after heating to get rid of the mercury, have a bright lustrous appearance.

¹ Dana, *System of Mineralogy*, 5 Ed. p. 8; see also Liversidge, *Journ. Chem. Soc.* 1897, 1125.

² G. von Rath, *Zeit. Kryst.* 1877, 1, 1.

³ *Proc. Roy. Soc. N.S. Wales*, 1876, 125.

⁴ *Compt. Rend.* 1905, 14, 977.

⁵ Awerskoff, *J. Russ. Phys. Chem. Soc.* 1902, 34, 828.

Gold is softer than silver, and is the most ductile of metals. This was known to Pliny, who says: "Superque omnia netur, ac textur lanæ modo."¹

Although the relation which the Roman weights and measures bear to those in use in the present day is still somewhat uncertain, the following statement may be of interest as showing the progress of the art of gold-beating. In the first place we read in Pliny, "nec aliud laxius dilatatur, aut numerosius dividitur, ut pote cujus uncia in septingenas et quinquagenas, pluresque bratteas, quaternum utroque digitorum spargantur."² Then in 1621 Mersenne mentions that the Paris gold-beaters were in the habit of obtaining 1,600 leaves from one ounce of gold, which would cover 105 square feet. In 1680 Halley states that in his time a grain of gold could be drawn into a wire 98 ells in length, whilst Reaumur mentions in 1711 that one ounce of gold can be hammered out so as to cover 146½ square feet, and according to newer statements one grain may be made to cover 56.75 square inches, or one ounce to cover 189 square feet, whilst 280,000 leaves have to be placed one upon another to occupy the thickness of one inch. One grain of gold also serves to gild two miles of fine silver wire, whilst the thickness of such deposits of gold as, for example, that on gold lace is about 0.000002 mm. Gold is extremely ductile, and gold wire can be drawn so fine that 3,240 meters of it weigh only one gram. Gold-leaf has usually a thickness of about 0.0001 mm., and allows green light to pass through it.

The relations of finely-divided gold to light have been carefully examined by Faraday.³ By spreading a leaf of gold on a glass-plate and then pouring on to it a solution of potassium cyanide, Faraday succeeded in obtaining films of gold of extreme tenuity. The green colour which ordinary gold-leaf exhibits by transmitted light passes into a ruby-red when the highly attenuated film is heated to 316°. The red colour of ruby glass is due to the presence of metallic gold in an extreme state of division.⁴ This is also the case with the above-mentioned film, the original green tint of which can be brought back by burnishing its surface.

¹ *N.H.* 33, 19.

² *N.H.* 33, 19. An ounce of gold can be hammered into 750 leaves, each of which is 4 digits (about 3 inches) square.

³ *Phil. Trans.* 1857, p. 145.

⁴ Zsigmondy, "Zur Erkenntnis der Kolloide," Jena, 1905.

The specific gravity of crystalline gold obtained by reduction of auric chloride¹ is 19·431 at 20°, whilst gold distilled in vacuo was found to have the specific gravity 18·884 at 20°/4°, which increased to 19·2685 when the metal was submitted to a pressure of 10,000 atmospheres.² It melts at 1061·7°,³ expanding considerably in the act of fusion and forming a bluish-green liquid. Gold loses weight perceptibly on heating even at temperatures only 100° above its melting point,⁴ and may be distilled in the electric furnace when it condenses in yellow leaflets, in moss-like filaments, or in yellow cubes.⁵

Gold has the specific heat 0·0324; it is only exceeded in conductivity for heat and electricity by silver and copper, its electrical conductivity being 76·7 per cent. and its thermal conductivity 53·2 per cent. of that of silver.

Gold is not attacked at any temperature either by oxygen or by water, and it also remains unacted upon when fused with potassium chlorate. Alkalis and the nitrates, however, attack it. Gold does not dissolve in any simple acid, with the exception of selenic (Mitscherlich), but it dissolves readily in aqua-regia, or in any acid liquid in which chlorine, bromine or iodine⁶ is evolved, and in solutions of the easily decomposable perhalogen compounds of the metals, such as FeBr₃, CoCl₃, &c.

235 Colloidal Gold.—Solutions of colloidal gold which are either red, purple, blue or green, have been prepared in a number of ways. A blue solution of colloidal gold was prepared by Faraday by reducing gold chloride by means of phosphorus. Bredig⁷ obtained reddish-purple and blue solutions by passing an electric arc under water between gold wires (see p. 74), and these solutions decomposed hydrogen peroxide, whilst freezing or the addition of electrolytes caused the separation of metallic gold. Colloidal gold has also been prepared by warming solutions of auric chloride with sodium lysalbate or protalbate,⁸ formaldehyde, hydrazine hydrate and other reducing agents,⁹

¹ Awerkieff, *Zeit. anorg. Chem.* 1903, **35**, 329.

² Kahlbaum, Roth and Siedler, *Zeit. anorg. Chem.* 1902, **29**, 177.

³ Heycock and Neville, *Journ. Chem. Soc.* 1895, i, 189, 1024; see also Berthelot, *Compt. Rend.* 1904, **138**, 1153.

⁴ Rose, *Journ. Chem. Soc.* 1893, 714.

⁵ Moissan, *Compt. Rend.* 1905, **141**, 977.

⁶ Nickles, *Ann. Chim. Phys.* 1867, (4), **10**, 318.

⁷ *Zeit. angew. Chem.* 1898, 951.

⁸ Paal, *Ber.* 1902, **35**, 2236.

⁹ Zsigmondy, *Annalen* 1898, **301**, 29; Küspert, *Ber.* 1902, **35**, 4070; Gutbier, *Zeit. anorg. Chem.* 1902, **31**, 448; 1902, **32**, 347; 1904, **39**, 112; Henrich, *Ber.* 1903, **36**, 609; Garbowski, *Ber.* 1903, **36**, 1215; Hanriot,

and also by the action of the mould *aspergillus aryga* on very dilute solutions of this salt.¹

When alcohol is added to the red solution obtained by the action of formaldehyde on auric chloride, the gold is precipitated in a form soluble in water (Zsigmondy).

236 Purple of Cassius.—This body, which is used in the preparation of ruby glass, was discovered by Andreas Cassius, who, however, did not publish anything on the subject, though his son of the same name published a pamphlet in 1685 entitled *De extremo illo et perfectissimo naturæ opificio ac principe terrenorum sidere, Auro, et admiranda ejus natura—cogitata, experimentis illustrata*. In the previous year, however, a Hessian mining official, Orschal, published a paper, *Sol Sine Vesta : or, Thirty Experiments to Draw out its Purple from Gold*. He declared that he had learned the process from Cassius, and that it consisted in precipitating gold with tin. After that time many investigations were made on this pigment without any satisfactory explanation of its chemical nature being arrived at. A variety of receipts was given for its preparation, in all of which gold chloride was precipitated by a mixture of stannous and stannic chlorides. This precipitate is, according to the mode of preparation, either of a dark purple-red or of a reddish-brown colour, but yields a brown powder on drying. The process by which the finest purple is obtained is, according to Fuchs, to add stannous chloride to a solution of ferric chloride until the yellow colour is changed to a pale green, and then to precipitate the gold solution with this mixture. The precipitate contains tin oxide in varying quantities, and some chemists have supposed that the compound is a gold stannate, but this view is contradicted by the fact that when purple of Cassius is dried and then triturated, the powder assumes a metallic lustre, and on heating does not evolve oxygen. On the other hand, it is found that the freshly precipitated and moist pigment is soluble in ammonia forming a purple-coloured liquid which deposits gold when it is exposed to light or heated;² the excess of ammonia can also be removed by dialysis leaving a colloidal solution of gold and stannic oxide.³ Mercury does not extract gold from purple of Cassius. A similar purple *Compt. Rend.* 1904, **138**, 1044; Vanino and Hartl, *Ber.* 1905, **38**, 463; 1906, **39**, 1696; Donau, *Monatsh.* 1905, **26**, 525.

¹ Vanino and Hartl, *Ber.* 1904, **37**, 3620.

² See also Müller, *J. pr. Chem.* 1884, [2], **30**, 252.

³ Schneider, *Zeit. anorg. Chem.* 1893, **5**, 80.

colour is obtained by adding excess of mercurous chloride or a mixture of mercurous chloride with barium sulphate in suspension to a solution of auric chloride,¹ whilst Moissan² has obtained it by the distillation in air of an alloy of gold and tin, when the tin burns to tin oxide and purple of Cassius is deposited in the cool parts of the tube. This chemist has also obtained similar purple substances by distilling gold with alumina, magnesia, zirconia, silica, lime, or other oxides, and concludes that purple of Cassius is a lake of tin oxide coloured by very finely divided gold. The literature respecting the purple of Cassius up to 1866 has been collected by J. C. Fischer.³

237 Gilding.—The art of gilding is mentioned by Moses, and Pliny states that objects of wood and marble are gilt by means of gold-leaf, whilst metallic surfaces are gilt by help of quick-silver. Gold-leaf is obtained from gold-foil by hammering pieces, each having an area of a square inch and weighing six grains, first between sheets of vellum or tough paper, and afterwards between leaves of gold-beater's skin—a material prepared from the cæcum of the ox. The small cuttings and waste leaf are employed for the preparation of the shell gold used by painters.

A variety of methods is employed for gilding metals. In gilding by immersion the well-cleaned objects are dipped into a boiling solution of gold chloride and potassium bicarbonate; whilst in wash-gilding a gold amalgam is rubbed on the surface, the mercury afterwards driven off by heating and the surface either burnished, or deadened by being heated with a fused mixture of common salt, saltpetre, and lime, when a small quantity of chlorine is liberated which etches the gold. These older methods have now, however, been almost completely supplanted by the *electro-deposition of gold*. For this purpose a solution of gold cyanide in potassium cyanide is employed, a gold plate being used as the positive electrode. The colour of the deposited gold can be modified by adding to the gold solution salts of silver or copper, as well as both of these, when alloys are deposited.

238 Alloys of Gold.—Pure gold is very soft, and is soon worn away by use. Hence, for the purpose of coinage, and for the use of the goldsmith, it is alloyed with copper or silver, or with both

¹ Antony and Lucchesi, *Gazzetta*, 1896, 26, ii, 195.

² *Compt. Rend.* 1905, 141, 977; see also Debray, *Compt. Rend.* 1872, 75, 1025, and Zsigmondy, *Annalen*, 1898, 301, 361.

³ *Dingl. Polyt. Journ.* 1866, 182, 39.

together, the resulting alloys being much harder than pure gold. Copper imparts to the gold a red colour, and lowers its fusing-point. This alloy was formerly called red-carat gold, because the fineness of a gold alloy used to be universally expressed in carats, 24-carat gold being pure gold. In England at the present time five legal standards exist for gold ware; 22-carat, or standard gold, 18, 15, 12, and 9-carat gold, the meaning of this being that 24 parts by weight of the alloy contain 22, 18, 15, 12, and 9 parts of gold respectively.

In the case of the coinage, however, the fineness of gold is generally expressed in parts per 1,000. Thus, for instance, English standard gold, being 22-carat gold, has a fineness of 916·67. In the German, American, and Italian coinage standard gold is of 21·6 carats, or has a fineness of 900. Red-carat ornaments are frequently covered with a thin coating of pure gold by heating them and then dipping them for a short time in dilute nitric acid.

The alloys of gold and silver are called white alloys, and have a greenish-yellow colour if they do not contain too small a quantity of silver, whilst when the latter metal is present in larger amount the alloy assumes a yellowish-white shade. A gold-silver alloy of varying composition occurs naturally as electrum often found in crystals belonging to the regular system and containing from 15 to 35 per cent. of silver.

Trinket gold contains both copper and silver. It is hard, and, according to the proportion of its materials, possesses either a yellowish-red or a whitish colour.

Various other alloys have been examined and described. Of these the aluminium-gold alloys are distinguished by the richness and variety of their colours.¹

Gold also combines with arsenic, antimony and bismuth when heated with these elements. The addition of one part of the last named metal to 1,920 parts of gold is sufficient to render the gold brittle.

Gold-amalgam.—Gold readily combines with mercury, the mixture becoming solid when 15 per cent. of gold is present. Crystalline amalgams of varying composition can be obtained artificially, whilst others occur naturally in California, Columbia, and Victoria. The mercury may be almost entirely removed from these amalgams by distillation at a red-heat, but the gold retains 0·1 per cent. practically up to its melting point.

¹ Roberts-Austen, *Proc. Roy. Soc.* 1892, 367.

COMPOUNDS OF GOLD.

239 Gold forms two chief series of compounds, the auric compounds in which it is trivalent, and the aurous compounds in which it is monovalent. The best known salts are those of the halogen acids, and hydrocyanic acid. These readily form double salts, as do aurous sulphite and thiosulphate. Auric oxide has well marked acidic properties, as have also the various sulphides of the metal. The compounds with the halogens, oxygen and sulphur are all decomposed into their elements by heat, whilst reducing agents very readily precipitate the metal from the solutions of its salts.

GOLD AND OXYGEN.

240 Gold does not combine directly with oxygen, and the two compounds, aurous oxide, Au_2O , and auric oxide, Au_2O_3 , are obtained from the corresponding halogen compounds. A third compound, auro-auric oxide $(\text{AuO})_n$, is formed by the partial decomposition of auric hydroxide at 160° . The substance formerly known as purple oxide of gold appears to be nothing but finely-divided gold, and the oxides Au_2O_4 ,¹ and Au_2O_5 , appear not to exist. All the oxides decompose into gold and oxygen when they are heated. Auric oxide acts towards strong bases as an acid-forming oxide, whilst it also forms salts with acids.

Gold Monoxide, Aurous Oxide, Au_2O .—The *hydroxide*, AuOH , is formed when the corresponding chloride is treated with cold dilute caustic potash (Berzelius), and when a solution of the trichloride is boiled with the potassium salt of acetic or another organic acid. It may be prepared pure by reducing potassium auribromide, KAuBr_4 , with sulphurous acid, and then warming with dilute potash. It is a powder which when moist has a dark-violet colour, and becomes greyish-violet when dry. When freshly prepared it forms with cold water an indigo-blue liquid² from which the oxide is removed when barium sulphate is precipitated in it.³ It loses water at 200° , and is decomposed at 250° into gold and oxygen. When treated with hydrochloric acid, it yields gold and the trichlor-

¹ Prat, *Compt. Rend.* 1870, 70, 842.

² Krtiss, *Ber.* 1886, 19, 2541.

³ Vanino, *Ber.* 1905, 38, 462.

ide, slowly in the cold, more rapidly on boiling. Sulphuric acid and nitric acid do not act on it, but it is easily dissolved by aqua-regia.

Gold Trioxide, Auric Oxide, Au₂O₃.—The substance termed calx of gold by the early chemists was nothing more than the finely-divided metal. Bergman was the first to state that the precipitate produced by alkalis in the gold solution was dephlogisticated gold; but the oxide was examined more carefully in 1806 by Proust, and in 1811 by Oberkampff. Gold trioxide is a brownish powder, obtained by carefully heating the hydroxide. If this be more strongly heated, it gives off oxygen, and is converted into a brown powder of metallic gold.

Gold Trihydroxide, Auric Hydroxide, Au(OH)₃, is best obtained by heating a solution of gold trichloride with an excess of magnesia, and well washing the precipitate with dilute nitric acid (Pelletier). The gold solution may also be treated with caustic potash until the precipitate which is formed is redissolved, and then the dark-brown solution boiled until its colour becomes light yellow, a slight excess of sulphuric acid added, and the precipitate washed. The hydroxide thus prepared always contains a little potash, and for this reason it is dissolved in concentrated nitric acid, again precipitated by water, and dried in a vacuum. According to Thomsen a better method is to precipitate the brown solution by Glauber's salt when it is obtained in a form resembling precipitated ferric hydroxide. Gold trihydroxide when kept over phosphorus pentoxide is converted into a chestnut-brown powder of *auryl hydroxide*, AuO(OH), which at 140–150° yields auric oxide (Krüss).

When the hydroxide is warmed with alcoholic potash reduction occurs and the metal is produced in the form of fine glistening scales, which are employed in miniature painting. It is a weak base, which dissolves slightly in concentrated sulphuric acid, and more readily in nitric acid, from which solutions it is again precipitated by the addition of water. It forms the corresponding haloid salts with hydrochloric and hydrobromic acids. Gold trioxide is also an acid forming oxide, and its salts are termed aurates.

Potassium Aurate, KAuO₂·3H₂O, is obtained in the form of small yellow needles by evaporating a solution of auric hydroxide in caustic potash in a vacuum; these are easily soluble in water and have a strong alkaline reaction. It is very unstable, and its solution is used for gilding copper and other metals.

The other aurates are less completely investigated. The solution of the potassium salt yields precipitates with many metallic salts.¹

Auroauric Oxide, $(\text{AuO})_n$, is formed when auric hydroxide is heated at 160° . It is a dark yellowish-brown hygroscopic powder which loses oxygen at 173° .²

GOLD AND THE HALOGENS.

241 Gold unites with chlorine and bromine directly to form the auric compounds, AuCl_3 , AuBr_3 , which are easily soluble in water. These readily combine with the halogen acids and their salts with monovalent metals or radicals to form complex substances such as aurichloric acid, HAuCl_4 , and the aurichlorides. The salts of this acid with the organic bases, such as methylamine aurichloride, $\text{NH}_3(\text{CH}_3)\text{AuCl}_4$, are often used for the characterisation of the latter. Both the halogen compounds themselves and their compounds with the corresponding acids decompose when heated, metallic gold being finally left.

The aurous compounds are unstable and readily decompose when heated. They are insoluble in water, like the corresponding silver and cuprous compounds.

The substances described as auroauric chloride and bromide,³ Au_2Cl_4 and Au_2Br_4 , have been proved to be nothing but mixtures of metallic gold with the corresponding auric salt.

Aurous Chloride, AuCl , is best obtained by carefully heating the trichloride to about 185° . It is a yellowish powder of specific gravity 7.4,⁴ which decomposes gradually into gold and chlorine at 185° , more rapidly at a higher temperature.

It is insoluble in water but is decomposed by it slowly in the cold, more rapidly on heating with formation of metallic gold and auric chloride. It dissolves in a solution of potassium bromide with formation of metallic gold and potassium aurichloride and auribromide.⁵

Liquid ammonia acts on aurous chloride at -28° to form the compound $\text{AuCl} \cdot 12\text{NH}_3$ which loses ammonia on warming, yielding $\text{AuCl} \cdot 3\text{NH}_3$, and this above 180° is decomposed with formation of ammonium chloride and gold.⁶

¹ Fremy, *Ann. Chim. Phys.* 1851 (3), **31**, 480. ² Krüss, *Ber.* 1886, **19**, 2541.

³ Krüss and Schmidt, *Ber.* 1887, **20**, 2634; *J. pr. Chem.* 1888, (2), **38**, 77.

⁴ Rose, *Journ. Chem. Soc.* 1895, 881, 905.

⁵ Lengfield, *Amer. Chem. J.* 1901, **26**, 324.

⁶ Meyer, *Compt. Rend.* 1906, **143**, 280.

Potassium Aurochloride, KAuCl_2 , is formed when potassium aurichloride, KAuCl_4 , is heated. It forms a yellow mass, which is decomposed by water into gold, potassium chloride and auric chloride.

Auric Chloride, or *Gold Trichloride*, AuCl_3 .—The Latin Geber and all the later chemists were acquainted with the fact that gold dissolves in aqua-regia. When this solution is evaporated to dryness a portion of the chloride is decomposed with formation of aurous chloride (Berzelius). In order to prepare the pure anhydrous chloride the best process is that proposed by Thomsen. It consists in acting upon gold powder with chlorine and treating the mass with a small quantity of water. When gently heated, any aurous chloride decomposes as before described, the metallic gold is filtered off, the solution evaporated gently, and then heated to 150° , when anhydrous auric chloride remains as a brown crystalline mass which is soluble in ether. The anhydrous chloride is also formed by heating gold-leaf in chlorine to 300° , or by heating gold with liquid chlorine in a sealed tube at 100° .¹ It melts at 288° when heated in a sealed tube, and has the sp. gr. 4.3. When the brownish-red aqueous solution is evaporated until a crystalline film is formed on the surface, large dark orange-red crystals of $\text{AuCl}_3 \cdot 2\text{H}_2\text{O}$ are deposited. These deliquesce in moist air whilst they effloresce in dry air.

The chloride dissociates very slowly below 100° , more rapidly at higher temperatures, with formation of aurous chloride, chlorine and gold. The dissociation pressure of the chlorine is about 1 atmosphere at 251° , and 4 atmospheres at 330° . In spite of this dissociation the chloride can be sublimed in a stream of chlorine at all temperatures up to $1,100^\circ$, the most rapid volatilisation taking place at the melting point.²

Very dilute aqueous solutions of auric chloride are decomposed on heating for some time, or on continued exposure to direct sunlight, metallic gold being precipitated and hydrogen peroxide formed in the solution.³

Gold chloride is largely used in photography for toning silver prints, a process which consists in the replacement of the silver by metallic gold.

¹ Lengfield, *Amer. Chem. J.* 1901, **26**, 324.

² Debray, *Compt. Rend.* 1869, **69**, 985; Krüss, *Annalen*, 1887, **238**, 249; *Ber.* 1887, **20**, 2634; Rose, *Journ. Chem. Soc.* 1895, 881; Meyer, *Compt. Rend.* 1901, **133**, 1815.

³ Sonstadt, *Chem. News*, 1898, **77**, 74; *Proc. Chem. Soc.* 1898, 179.

Aurichloric Acid, or *Chloro-auric Acid*, HAuCl_4 .—When hydrochloric acid is added to a neutral solution of auric chloride it becomes yellow, and the liquid then contains the above compound in solution. The same substance is obtained when gold is dissolved in aqua-regia containing an excess of hydrochloric acid. When either of the above solutions is evaporated and allowed to stand over quicklime, long yellow needles of $\text{HAuCl}_4 \cdot 3\text{H}_2\text{O}$ are deposited, which deliquesce on exposure. The solution has a bitter taste, is poisonous, and colours the skin, nails, ivory, &c., a purple-red tint when exposed to light. This fact was mentioned in 1663 by Boyle as being one then not generally known.

Potassium Aurichloride, KAuCl_4 .—When a strongly acid solution of auric chloride, to which the calculated quantity of potassium chloride has been added, is allowed to evaporate at a gentle heat, light-yellow monoclinic needles having the composition $2\text{KAuCl}_4 \cdot \text{H}_2\text{O}$ are deposited. On the other hand, when the neutral or slightly acid solution is employed, large transparent rhombic tablets of $\text{KAuCl}_4 \cdot 2\text{H}_2\text{O}$ are formed, which easily effloresce on exposure. When heated these melt with evolution of chlorine, forming potassium aurochloride, KAuCl_2 .

Sodium Aurichloride, $\text{NaAuCl}_4 \cdot 2\text{H}_2\text{O}$, is obtained by dissolving common salt in a solution of auric chloride and concentrating the solution, when it is deposited in yellowish-red rhombic tablets or prisms, which do not alter on exposure.

Ammonium Aurichloride, NH_4AuCl_4 , appears to have been prepared by the alchemists, who employed aqua-regia containing sal-ammoniac for dissolving gold, and on cooling the solution obtained crystals which they considered to be a true gold vitriol. From the neutral solution large light-yellow rhombic tablets of the composition $2\text{NH}_4\text{AuCl}_4 \cdot 5\text{H}_2\text{O}$ separate. These are tolerably permanent. From an acid solution, on the other hand, the salt $4\text{NH}_4\text{AuCl}_4 \cdot 5\text{H}_2\text{O}$, crystallises in monoclinic plates. Both salts become anhydrous at 100° .

The chlorides of the calcium and magnesium groups, as well as those of manganese, nickel, cobalt, and thallium, also form crystalline aurichlorides.

Aurous Bromide, AuBr , is formed as a greenish-yellow micaceous powder when auribromic acid, HAuBr_4 , is heated at 115° , but is decomposed at a higher temperature. It is insoluble in water, and hydrobromic acid decomposes it into gold and the compound from which it has been obtained. It dissolves in

potassium cyanide solution without decomposition, and in ammonia with partial decomposition.¹

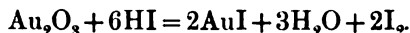
Aurous bromide when acted on by dry ammonia gas at 18° yields the white compound AuBr_2NH_3 , which is decomposed by heat into its elements, and by water with formation of ammonium bromide and gold.²

Auric Bromide, or Gold Tribromide, AuBr₃.—Finely-divided gold dissolves slowly in an aqueous solution of bromine (Balard). In order to obtain the anhydrous compound, bromine is allowed to act upon gold powder, and the tribromide is extracted from the product by ether. When the solution is evaporated at a low temperature, the tribromide remains behind as a black crystalline crust, which dissolves slowly in water. The concentrated solution is viscid and almost black (Thomsen).

Auribromic Acid, HAuBr₄·5H₂O, is formed when bromine is allowed to act upon gold powder, and as soon as the reaction is over, a quantity of hydrobromic acid, having a specific gravity of 1.38, equivalent to the quantity of gold present, is added, and then more bromine until the gold is completely dissolved. It crystallises in dark cinnabar-red flat needles, and melts at 77°.

Potassium Auribromide, KAuBr₄·2H₂O, is prepared by adding bromine to powdered gold in presence of the requisite amount of potassium bromide. It is also formed together with metallic gold when aurous bromide is dissolved in potassium bromide (Lengfield). It forms reddish-purple monoclinic crystals. Similar compounds of the other soluble bromides are also known.³

Aurous Iodide, AuI, is formed when hydriodic acid acts upon gold oxide :



It is also formed when dry iodine is heated with metallic gold⁴ between 50° and 114°, and also when the neutral trichloride is precipitated by a solution of three molecular proportions of potassium iodide, iodine being liberated. When finely-divided gold is boiled with hydriodic acid and a small quantity of nitric acid, and the filtrate allowed to run into hydriodic acid, a lemon-yellow coloured crystalline powder of aurous iodide is formed. It is when pure a very unstable white powder, which

¹ Lengfield, *Amer. Chem. J.* 1901, **26**, 324.

² Meyer, *Compt. Rend.* 1906, **143**, 280,

³ Thorpe and Laurie, *Journ. Chem. Soc.* 1887, 576.

⁴ Meyer, *Compt. Rend.* 1904, **139**, 733.

assumes a green colour when exposed to the air and deposits a bright surface of metallic gold on the inside of the vessel in which it stands. The decomposition takes place more quickly on warming, and is complete at 190° . Aqueous acids decompose it only when heated.

Aurous iodide forms with either liquid or gaseous ammonia the compounds $\text{AuI}_2\cdot 6\text{NH}_3$, and $\text{AuI}_2\cdot \text{NH}_3$, which are decomposed by heating or by addition of water.¹

Auric Iodide, AuI₃.—When a neutral solution of auric chloride is added to one of excess of potassium iodide, the liquid becomes of a dark-green colour, and yields a green precipitate, which on agitation dissolves again, inasmuch as potassium auri-iodide is formed. If, however, more gold solution be added, a permanent precipitate is formed, and this, after washing, may be dried, but it evolves iodine, and is converted on standing into aurous iodide. It forms dark-coloured crystalline auri-iodides with the soluble iodides, but it is doubtful whether the free acid exists.²

GOLD AND SULPHUR.

242 Gold does not combine directly with sulphur, but three sulphides corresponding in composition with the three oxides can be prepared indirectly. They are all dark-coloured powders which decompose into their elements when they are heated, and are soluble in the alkali sulphides.

Aurous Sulphide, Au₂S, is prepared by passing sulphuretted hydrogen into a solution of aurous cyanide in potassium cyanide and then acidifying. It forms a brownish-black powder which is soluble in water when it is freshly precipitated but loses this property when it is dried. It is not attacked by hydrochloric or sulphuric acids but dissolves readily in potassium cyanide. This sulphide is also formed, mixed with gold and sulphur, when sulphuretted hydrogen is passed into a hot solution of auric chloride.³

Sodium Aurosulphide, NaAuS, 4H₂O, is obtained by heating metallic gold with sodium sulphide and sulphur, and treating the fused mass with water. The solution is filtered in an atmosphere of nitrogen and evaporated in a vacuum over sulphuric acid. Colourless, monoclinic prisms are then deposited which

¹ Meyer, *Compt. Rend.* 1906, **143**, 280.

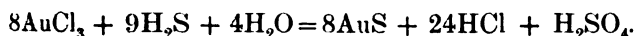
² Johnston, *Phil. Mag.* 1836, (3), **9**, 266.

³ Hoffmann and Krüss, *Ber.* 1887, **20**, 2369.

soon become brown on exposure to air. The same salt is formed when aurous or auro-auric sulphide is dissolved in sodium sulphide solution.¹

That gold can be brought into solution by fusing it with liver of sulphur seems to have been known to Glauber, but Stahl, in his *Observationes Chymico-Physico-Medicæ*, is the first distinctly to mention this fact; and it may be added that he there explains that Moses burnt up the golden calf with alkali and sulphur and gave the solution of liver of sulphur containing gold to the Israelites to drink.

Auro-auric Sulphide, AuS, is precipitated when sulphuretted hydrogen is passed into a cold neutral solution of auric chloride, the sulphuretted hydrogen being partially oxidised to sulphuric acid:²



It is a black powder which dissolves in sodium sulphide solution and is thereby reduced to aurous sulphide, the liquid being found to contain sodium aurosulphide and sodium disulphide.³ It readily forms colloidal solutions in water and alcohol⁴ and is dissolved by potassium cyanide. When left in contact with auric chloride it is reduced to metallic gold.⁵

Auric Sulphide, Au₂S₃, is a very unstable substance and cannot be prepared by passing sulphuretted hydrogen into a solution of auric chloride, nor by heating gold with sodium pentasulphide as stated by Berzelius. It is formed when anhydrous lithium aurichloride is treated with dry sulphuretted hydrogen at -10°.⁶ It is an amorphous, graphitic powder, has the specific gravity 8.754, and decomposes into gold and sulphur at 200°. It is decomposed by the sulphides of ammonium but dissolves in sodium sulphide forming sodium aurisulphide. Like the other sulphides it is soluble in potassium cyanide. Yellow crystals of the composition AuS₂.NH₄ have been prepared by allowing a mixture of aqueous auric chloride and ammonium polysulphide to stand for several days at 18°.⁷

¹ Ditte, *Compt. Rend.* 1895, 120, 320.

² Levol, *Ann. Chim. Phys.* 1850, (3), 30, 355; Hoffmann and Krüss, *Ber.* 1887, 20, 2074.

³ Ditte, *Compt. Rend.* 1895, 120, 320.

⁴ Schneider. *Ber.* 1891, 24, 2241; 1892, 25, 1164.

⁵ Antony and Lucchesi, *Gazzetta*, 1889, 19, 545.

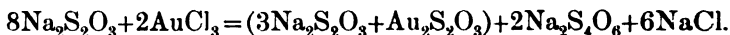
⁶ Antony and Lucchesi, *Gazzetta*, 1890, 20, 601; 1891, 21, ii, 209.

⁷ Hofmann and Hächten, *Ber.* 1904, 37, 245.

Sodium Aurous Sulphite, $3\text{Na}_2\text{SO}_3 \cdot \text{Au}_2\text{SO}_3 \cdot 3\text{H}_2\text{O}$, is formed when sodium hydrogen sulphite is added to a boiling alkaline solution of sodium aurate, or when this solution is saturated with sulphur dioxide at 50° . It is very easily oxidisable, but in presence of free sulphur dioxide the solution may be heated to boiling without decomposition occurring. When this solution is precipitated by alcohol the salt is obtained as a purple powder which appears yellow or green by reflected light. The corresponding ammonium salt, together with a compound of the formula $(\text{NH}_4)_2\text{SO}_3 \cdot 3(\text{NH}_3\text{Au})_2\text{SO}_3 \cdot 3\text{H}_2\text{O}$, has also been described.

Potassium Auric Sulphite, $5\text{K}_2\text{SO}_3 \cdot \text{Au}_2(\text{SO}_3)_3 \cdot 5\text{H}_2\text{O}$, is formed when potassium sulphite solution is poured into a solution of potassium aurate, the above salt separating from the brown liquid in beautiful yellow needles. It is very unstable, and easily decomposes with separation of gold.

Sodium Auro-thiosulphate, $3\text{Na}_2\text{S}_2\text{O}_3 \cdot \text{Au}_2\text{S}_2\text{O}_3 \cdot 4\text{H}_2\text{O}$, is formed by the gradual addition of a neutral 2 per cent. solution of auric chloride to a solution containing four molecular proportions of sodium thiosulphate. It is necessary to wait after each addition until the red liquid which is formed becomes colourless. The salt is formed according to the equation :



It is then precipitated with strong alcohol, and any common salt and sodium tetrathionate which may be present removed by repeated solution in water and precipitation with alcohol. It is also formed by the action of sodium thiosulphate on gold in the presence of oxygen. It crystallises in colourless needles, which have a sweet taste. Its solution is not reduced by ferrous sulphate or oxalic acid, nor is it at once decomposed by hydrochloric acid, or by dilute sulphuric acid, although this occurs on standing.

When barium chloride, and afterwards alcohol, are added to its solution a precipitate of the corresponding barium salt is obtained, from which a solution of the acid auro-thiosulphate, $3\text{H}_2\text{S}_2\text{O}_3 \cdot \text{Au}_2\text{S}_2\text{O}_3$, is obtained by addition of the requisite quantity of sulphuric acid. This salt is not known in the anhydrous state, but the solution can be evaporated in the air to a syrupy consistency.

The above compounds do not exhibit the reactions either of the aurous salts or of the thiosulphates, and hence it is assumed

that they contain a compound radical, whose hydrogen salt is the last-named compound. They may, therefore, be written $H_3S_4O_6Au$ and $Na_3S_4O_6Au, 2H_2O$. The extraction of gold from auriferous silver ores by means of sodium thiosulphate depends on the formation of these compounds.

Gold Telluride, $AuTe_2$, has been found to occur associated with silver telluride in the minerals sylvanite, calaverite, and krennerite; in Kalgoorlie, Western Australia, and in Colorado and Dakota.¹

GOLD AND NITROGEN AND PHOSPHORUS.

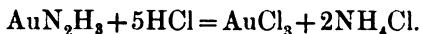
243 *Auro-diamine* or *Fulminating Gold*, $Au(NH)NH_2$.—The preparation of this compound was described with great accuracy in the *Last Testament* of Basil Valentine. He obtained it by dissolving gold in *aqua-regia* mixed with *sal-ammoniac*, precipitating with *sal-tartari* (potashes), and subsequently washing with water. He then says: "Dry the gold calx in the air where no sun shines, and especially not over the fire, for as soon as this powder is exposed to a little warmth it ignites and does a great deal of damage, for it then explodes with such great power and might that no man can withstand." He then describes its properties, and, amongst others, that it loses its explosive power when heated with sulphur. The name of *fulminating gold* (*aurum fulminans*) was given to it by Beguin in 1608. It was, however, also known under other names, and was used as a medicine. Angelus Sala, writing in the first half of the seventeenth century, mentions that no *fulminating gold* can be prepared if *aqua-regia* made with hydrochloric acid be employed instead of that made with *sal-ammoniac*, and Glauber says that the preparation obtained by means of volatile alkali (carbonate of ammonia) fulminates much more strongly than that made with *oleum tartari* (carbonate of potash). In spite of these observations but few chemists believed that the volatile alkali took part in the composition of the substance, and a great number of erroneous observations were made on the subject of the composition of *fulminating gold*.² Even Black in 1756 stated that the explosion was due to the sudden evolution of fixed

¹ Frenzel, *Tech. Min. Mitth.* 1897, 17, 288; Chester, *Amer. J. Sci.* 1898, [4], 5, 375; Smith, *Trans. Amer. Inst. Mining Eng.* 1897, 26, 485; Pittman, *Records Geol. Survey N.S.W.* 1898, 5, 203, and others.

² Kopp, *Geschichte der Chemie*, 4, 210.

air, although Kunkel, a very accurate observer, had already pointed out the true cause. For in his *Laboratorium Chymicum*, which appeared in 1716, fourteen years after his death, he described the preparation of fulminating gold, and discussed the various reactions which took place. He then continued: "Once I precipitated the gold with *oleum tartari*, distilled the menstruum to dryness, and thenedulcorated; and I thus obtained a fine gold calx which became brown but did not fulminate at all; when, however, the same substance was imbibed several times with *spiritus urinæ* and very gently dried, it exploded violently." He also said that when this substance was imbibed and afterwards distilled with oil of vitriol, an acid sal-volatile sublimed in the neck of the retort. "Hence," he added, "thou canst see whence the power in the *aurum fulminans* comes, namely from the *sal-volatile concentratum*." This view was confirmed by the experiments of Bergman and Scheele, who considered fulminating gold to be a compound of ammonia and gold calx. Hence the Lavoisierians termed this compound *oxide d'or ammoniacal*. The composition of this body was subsequently more exactly investigated by Dumas,¹ and later by Raschig.²

When ammonia is added to a solution of auric chloride, a mixture of fulminating gold with *auric imidochloride*, $\text{Au}(\text{NH})\text{Cl}$, is precipitated and cannot be obtained quite free from chlorine even by prolonged digestion with ammonia. Pure fulminating gold is therefore best prepared by the action of concentrated ammonia on auric hydroxide. When dried over phosphorus pentoxide it has the composition $2\text{AuN}_2\text{H}_3, 3\text{H}_2\text{O}$, and is a dirty olive-green powder which explodes most violently either on percussion or when heated. When it is boiled with water a portion of the nitrogen is evolved in the form of ammonia, and the powder becomes so unstable that it can scarcely be touched without undergoing decomposition. It is decomposed by hydrochloric acid with formation of auric chloride and ammonium chloride:



With sulphuric acid, on the other hand, it appears to unite, forming an extremely explosive *sulphate* $(\text{AuN}_2\text{H}_3)_4\text{H}_2\text{SO}_4$. Both aurous and auroauric oxides are acted on by ammonia with formation of compounds analogous to fulminating gold. The aurous compound, *sesquiammine*, has the formula $\text{NAu}_3, \text{NH}_3$.

¹ *Ann. Chim. Phys.* 1855, **44**, 167.

² *Annalen*, 1886, **235**, 341.

is not very explosive, and loses half its nitrogen when boiled with water, yielding *triauramine*, NAu_3 . The derivative of auroauric oxide has the formula $\text{N}_2\text{Au}_3 \cdot 5\text{H}_2\text{O}$, and is violently explosive.

Phosphides of Gold.—Gold and phosphorus do not combine at a dull red heat, but the compound Au_3P_4 is formed by heating gold at 400° in phosphorus vapour, the tube being rapidly cooled while still full of vapour. It is a grey mass which decomposes on heating above the temperature at which it is formed, and is attacked by chlorine and aqua-regia.¹ A phosphide of the formula AuP is formed by the action of phosphine on an ethereal solution of auric chloride.²

GOLD AND CARBON.

244 *Aurous Acetylde* or *Aurous Carbide*, Au_2C_2 .—This compound is obtained as a yellow powder when acetylene is passed into a solution of aurous thiosulphate. It is very explosive when dry, and is decomposed by hydrochloric acid with formation of aurous chloride and acetylene, whilst it is decomposed into its elements by boiling with water.³

Aurous Cyanide, AuCN .—This compound is obtained by the addition of hydrochloric acid to a solution of the potassium double salt and evaporation on the water-bath, the residue being washed in the dark. It is a fine yellow powder, showing iridescent colours, and consists of microscopic hexagonal tablets insoluble in water, and, in the dry state, unalterable in the air. It is not attacked by the single acids, but dissolves readily in aqua-regia, as well as in ammonia, ammonium sulphide, and sodium thiosulphate.

Potassium Aurocyanide, $\text{KAu}(\text{CN})_2$.—This compound, largely used in electro-gilding, is best obtained as follows: 7 parts of gold are dissolved in aqua-regia, precipitated by ammonia, the fulminating gold well washed and brought into a boiling solution of 6 parts of pure potassium cyanide. The solution is then filtered and allowed to cool, when, if it is not too dilute, the salt separates out in colourless rhombic pyramids having a pearly lustre. These have a saline and at the same time metal-

¹ Granger, *Compt. Rend.* 1897, **124**, 498.

² Cavazzi, *Gazzetta*, 1885, **15**, 40.

³ Berthelot, *Ann. Chim. Phys.* 1866, [4], **9**, 425; Matthews and Watters, *J. Amer. Chem. Soc.* 1900, **22**, 108.

lic taste, and are soluble in 7 parts of cold, and in rather less than half their weight of boiling water. The mother-liquor of these salts contains as impurity potassium chloride and potassium carbonate, and yields on evaporation impure crystals. These are, therefore, decomposed with hydrochloric acid as above described, and the resulting aurocyanide dissolved in potassium cyanide.

Potassium aurocyanide is also formed when finely divided gold is treated in the presence of air with a solution of potassium cyanide ¹ (p. 493):



Ammonium Aurocyanide, $\text{NH}_4\text{Au}(\text{CN})_2$, is obtained by mixing a solution of the foregoing salt with one of ammonium sulphate, and removing the potassium sulphate by precipitation with alcohol. The crystals have a disagreeable metallic taste and are easily soluble in water, alcohol, and ether.

Auric Cyanide, $\text{Au}(\text{CN})_3$, is not certainly known in the free state, but exists in combination with hydrocyanic acid and other cyanides.²

Auricyanic Acid, $2\text{HAu}(\text{CN})_4 \cdot 3\text{H}_2\text{O}$, is obtained from the potassium salt by precipitation with silver nitrate. The precipitated silver salt is washed with cold water and decomposed by somewhat less than the requisite quantity of hydrochloric acid. The filtrate yields on evaporation tabular crystals which are easily soluble in water, alcohol, and ether.

Potassium Auricyanide, $2\text{KAu}(\text{CN})_4 \cdot 3\text{H}_2\text{O}$, is obtained by mixing hot concentrated solutions of gold trichloride and potassium cyanide. On cooling it crystallises in large colourless efflorescent tablets. It is used for electro-gilding.

Ammonium Auricyanide, $\text{NH}_4\text{Au}(\text{CN})_4 \cdot 2\text{H}_2\text{O}$, is formed when auric hydroxide is dissolved in ammonium cyanide. It forms either four- or six-sided tablets which are easily soluble in water and alcohol but not in ether.

Aurous Thiocyanate is only known in combination with other thiocyanates. *Potassium aurothiocyanate*, $\text{AuSCN} \cdot \text{KSCN}$, is obtained with evolution of thiocyanic acid, when a neutral gold solution is poured into a hot solution of potassium thiocyanate. It crystallises in yellow obtuse prisms. When hydro-

¹ Elsner, *J. pr. Chem.* 1846, **37**, 333; Johnston, *Phil. Mag.* 1836 [3], **9**, 266.

² Himly, *Annalen*, 1842, **42**, 340; and Gmelin, *Handbook*, **8**, 41.

chloric acid is added to the solution copper-red needles separate out and silver nitrate precipitates the *double silver gold thiocyanate*, $\text{AuSCN}, \text{AgSCN}$. Ammonia also produces a white precipitate of *aurammonium thiocyanate*, $(\text{AuNH}_3)\text{SCN}$.

Auric Thiocyanate is not known in the free state, but if a solution of gold trichloride be precipitated by potassium thiocyanate in the cold, an orange yellow precipitate of $\text{KAu}(\text{SCN})_4$ is thrown down, which crystallises in slender needles and is partially decomposed by hot water.

DETECTION AND ESTIMATION OF GOLD.

245 When a gold compound is heated on a carbonised match in the reducing flame, a yellow malleable bead is obtained which dissolves in aqua-regia. If this solution be dropped on to filter paper and one drop of stannous chloride added, a purple red colour is observed. Gold can be readily detected in its solutions inasmuch as it is obtained in the metallic state by reducing agents, the well-washed precipitate being dissolved and the solution tested with stannous chloride. This is best done by pouring the boiling solution which is supposed to contain gold into a small quantity of concentrated stannous chloride solution. If gold be present, the precipitated stannous hydrate has a purplish colour. One part of gold in 100,000,000 of water can thus be detected.¹

In the ordinary method of analysis gold is precipitated along with tin, antimony, arsenic, and platinum. The method adopted for its separation is described under the last of these.

The spark spectrum of gold has been mapped by Kirchhoff, Thalén, Huggins, and Krüss. The brightest lines are 6,277, 5,960, 5,955, and 5,836 in the orange and yellow, and 5,230 and 4,792 in the green and blue; there are also several lines in the violet and ultra-violet. Gold compounds do not impart any tint to the non-luminous gas flame.

Assay of Gold Ores and Bullion.—The amount of gold contained in an ore is usually ascertained by fusing the ore with red-lead or litharge, charcoal, sodium carbonate, and a little metallic iron. In this way a button of lead is obtained which contains all the gold and silver of the ore. This button is then cupelled, the residual bead of gold treated with nitric acid, and the pure gold which remains weighed. In order to determine the value of

¹ Rose, *Chem. News*, 1892, 66, 271.

gold bullion it is cupelled with lead with addition of so much silver that the quantity of the latter is about two and a half times that of the gold present. A gold-silver alloy is thus obtained which is rolled into foil and then boiled with nitric acid of specific gravity 1.26. The residual gold cornet having been well washed is placed in a small crucible and heated in a muffle to a point just below that at which gold melts, in order to render it coherent, after which it is cooled and weighed.

The assaying of gold is an operation of much importance and one in which great accuracy is needed. The errors attaching to the process are chiefly (1) errors in weighing, (2) loss of gold by absorption in the cupel and by volatilisation, (3) slight solution of the gold by the acid, (4) and most important, the presence of a portion of silver in the gold cornet, together with occluded gases. In order to compensate for these various errors, an allowance, called the *surcharge*, is made on each assay, the value of this allowance being determined by special experiments with known amounts of pure gold. In this way and by carrying out all the processes with unvarying uniformity, as well as by making the assay on a number of samples placed in different parts of the muffle, very great accuracy can be attained. The Bank of England carry on their enormous transactions in bullion upon triple assays of each ingot made by some scientific assayer of high standing, and in every mint two or more assayers are employed to check each other's results. When every precaution is taken the limit of accuracy which can be obtained with high standard alloys appears to be one part in 50,000.¹

Gold has also been estimated electrolytically by depositing it from solutions of its salts in the presence of potassium cyanide or thiocyanate.

The Atomic Weight of Gold was first determined with accuracy by Berzelius,² who ascertained the quantity of mercury necessary to precipitate gold from its chloride, and obtained as the mean of two experiments the number 195.7. At a later period³ he determined the relation between gold and potassium chloride in potassium aurichloride, KAuCl_4 , and obtained the number 195.2, whilst Levol⁴ found the number 194.8 by reducing a solution of pure auric chloride with sulphur dioxide and determining the relation between the precipitated gold and the sulphuric acid which was formed.

¹ Rose, *Journ. Chem. Soc.* 1893, 700. ² Schweigg. *Journ.* 7, 44.

³ *Berz. Jahresber.* 25, 41.

⁴ *Ann. Chim. Phys.* 1850 [3], 30, 355.

The atomic weight has more recently been determined by Thorpe and Laurie, Krüss, and Mallet. The first-named chemists¹ started with potassium auribromide which was carefully heated to convert it into metallic gold and potassium bromide. The relation of gold to potassium bromide in this mixture was then determined, as well as the amount of silver necessary to precipitate the potassium bromide corresponding to a known amount of gold, and the amount of silver bromide thus formed. The mean result of these experiments was 195·86. Krüss² arrived at a somewhat lower number, 195·65, by the analysis of weighed amounts of the same salt. Mallet,³ finally, obtained the number 195·77, intermediate between those of Thorpe and Laurie and Krüss by the analysis of auric chloride, auric bromide, and potassium auribromide. Other determinations by somewhat less reliable methods yielded him rather high numbers. The atomic weight is therefore taken as 195·7 (H = 1), 197·2 (O = 16).

¹ *Journ Chem. Soc.* 1887, 866.

² *Ber.* 1887, 20, 207; *Annalen*, 1887, 238, 30, 242.

³ *Proc. Roy. Soc.* 1890, 46, 71.

GROUP II.

Sub-group (a).—The Alkaline Earth Metals.

Calcium.
Strontium.
Barium.
Radium.

Sub-group (b).—The Magnesium Group.

Glucinum (Beryllium).
Magnesium.
Zinc.
Cadmium.
Mercury.

246 The metals of this group are divalent in almost all their compounds. An apparent exception is the element mercury, which in addition to the normal derivatives forms a series of salts in which each atom of the metal only replaces one atom of hydrogen. It appears probable, however, that two atoms of the element are present in the molecules of these compounds, united to form a divalent group Hg_2 .

Some of the other metals form halogen compounds corresponding in composition with the mercurous compounds, but these are as yet but little known. All the metals form a basic oxide, which has the general formula $\text{M}''\text{O}$, and also yield the corresponding hydroxide $\text{M}''(\text{OH})_2$, which in the case of the metals of sub-group (a) is soluble, and in that of the metals of sub-group (b) almost insoluble in water. All of these elements combine directly with oxygen fairly readily, forming the divalent oxide.

In the table given on pp. 52-3, it will be seen that

glucinum occurs in the same sub-group as calcium, strontium and barium; in its general properties, however, it is more closely allied with magnesium and zinc, and is therefore described together with these metals.

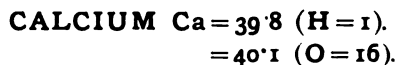
The element radium probably belongs to this group, but it is described later on among the radioactive elements.

THE ALKALINE EARTH METALS.

247 The name earth was used by the older chemists to designate all those non-metallic substances which were insoluble in water and did not undergo alteration when exposed to a high temperature. It was afterwards observed that some of these, such as lime and magnesia, were closely allied to the alkalis, inasmuch as they possessed an alkaline reaction and neutralised acids. These bodies were therefore termed *terre alcalinæ*, and this name was subsequently also applied to baryta and strontia. As the other compounds of magnesium resemble the corresponding ones of zinc, cadmium and glucinum more nearly than those of barium, strontium and calcium, this metal is now no longer regarded as belonging to this group, the term metals of the alkaline earths being therefore confined to the metals contained in the oxides lime, strontia and baryta.

The alkaline earths, like the alkalis, were supposed to be elementary bodies until Davy, in the year 1807, showed that each earth was a compound of a metal and oxygen.

The metals themselves very readily oxidise in moist air and decompose water at the ordinary temperature with evolution of hydrogen and formation of the hydroxide. The oxides only fuse at the temperature of the electric furnace, and combine with moisture with great avidity forming the hydroxides, the solubility of which in water increases with the atomic weight of the metal. They also form peroxides having the formula $M''O_2$, that of barium being obtained by the direct union of barium monoxide and oxygen. Like the alkali metals they unite with hydrogen to form hydrides, and they all combine directly with nitrogen to form nitrides. The salts for the most part crystallise well; the carbonates, phosphates and sulphates are either very sparingly soluble or insoluble in water, as are also their salts with many organic acids.



248 The very early application of mortar to building purposes shows that the ancients were well acquainted with the properties of lime and its preparation by the burning of limestone. In the writings of Dioscorides and Pliny we find a description given of the process of lime-burning, as well as of that of slaking lime.

Calcium occurs very widely diffused in nature, especially as the carbonate, which occurs in various forms, such as calc-spar, aragonite, chalk, marble, limestone, coral, &c. United with magnesium carbonate, as magnesian limestone or dolomite, it forms whole mountain ranges, and this compound, when crystallised, is known as bitter-spar. Many other minerals contain calcium carbonate in isomorphous mixture; amongst these may be mentioned chalybite or brown-spar $(\text{Ca, Mg, Fe, Mn})\text{CO}_3$; mangano-calcite $(\text{Mn, Ca, Mg})\text{CO}_3$; plumbocalcite $(\text{Ca, Pb})\text{CO}_3$, &c. Calcium also occurs in large quantity as sulphate, either as the anhydrous compound, termed anhydrite, CaSO_4 , or in the hydrated form, as selenite or gypsum, $\text{CaSO}_4\cdot 2\text{H}_2\text{O}$. Calcium phosphate, combined with calcium chloride or calcium fluoride, occurs in the well-known minerals apatite and osteolite. Calcium borate is also found in nature combined with many other metallic borates, whilst silicate of calcium occurs as an almost invariable constituent of all silicates. The solid constituents found in river and spring waters also consist mainly of calcium carbonate or calcium sulphate, and these, as well as phosphate and fluoride of calcium, are found in sea-water. The behaviour of these calcium salts during the evaporation of sea-water, and the forms in which they occur in mineral deposits which have been produced in this way, have been very fully dealt with by van't Hoff.¹

Calcium salts form a never-failing component of the bodies of plants and animals, and cannot be replaced by any other salts. They accumulate in the leaves of plants; the roots and seeds, as a rule, yield only small quantities of them. The bones and teeth of animals contain large amounts of calcium phosphate, together with some carbonate and fluoride. Egg shells and the shells of mollusca, on the other hand, chiefly contain calcium

¹ *Zeit. anorg. Chem.* 1905, 47, 244.

carbonate. Calcium also occurs in the sun, in meteorites, and in certain of the fixed stars.

Preparation of Metallic Calcium.—Calcium was first prepared by Davy by the electrolysis of calcium chloride in the presence of mercury, the calcium remaining as a metallic powder upon heating the amalgam thus obtained. It was first obtained in a coherent metallic mass in 1856 by Matthiessen,¹ who electrolysed a mixture of the chlorides of calcium and strontium with a small amount of ammonium chloride in a porcelain crucible, the anode consisting of carbon, and the cathode of a thin iron wire, so that a high current density could be obtained. The metal prepared in this way had a yellowish colour and was not pure but probably contained calcium nitride and some strontium. The electrolysis of the chloride also yielded an impure product (Frei),² as did the action of sodium on the iodide³ and of a mixture of zinc and sodium on the chloride.⁴

Calcium was first prepared in the pure state by Moissan⁵ in 1898 by the electrolysis of the fused iodide and by heating calcium iodide with a large excess of sodium. The calcium separates from the sodium on cooling in white crystals, and the excess of sodium is then removed by the action of alcohol, which does not affect the calcium.

Both of these processes were costly and the economical production of metallic calcium remained an unsolved problem until in 1902 it was found that the metal could be obtained comparatively easily by the electrolysis of calcium chloride provided that the temperature of the fused salt was kept as low as possible. This was effected by Ruff and Plato⁶ by using a mixture of 83.5 parts of calcium chloride with 16.5 of calcium fluoride, which melts at 655°. Borchers and Stockem⁷ carried out the electrolysis in a special form of cell and obtained the metal in the form of a spongy mass, which was then pressed together under the surface of the molten electrolyte, removed and melted under calcium chloride. The metal is now prepared as a coherent metallic mass on a moderately large scale from the chloride with or without admixture of fluoride. An iron rod is employed as the cathode, and this is gradually raised as

¹ *Journ. Chem. Soc.* 1856, 28.

² *Annalen*, 1876, **183**, 367.

³ Liés Bodart and Jobin, *Ann. Chim. Phys.* 1858 [3], **54**, 364.

⁴ Caron, *Annalen*, 1860, **115**, 355.

⁵ *Compt. Rend.* 1898, **126**, 1753.

⁶ *Ber.* 1902, **35**, 3612.

⁷ *Zeit. Elektrochem.* 1902, **8**, 757; see also Arndt, *Zeit. Elektrochem.* 1902, **8**, 861.

the electrolysis proceeds, drawing with it the adhering calcium, the metal being protected from the action of the air by the layer of fused salt with which it is covered. It is thus obtained in the form of irregular cylinders, sometimes weighing more than a quarter of a kilogram, and is at present (1907) sold in this form at about one shilling per oz. but has not yet found any important technical application.¹

Properties of Calcium.—Calcium as prepared by the foregoing method contains about 0.4—1 per cent. of impurities. It is of a pure silver-white colour, melts at about 800° and has the density 1.52—1.59. It sublimes even below its melting point when heated in a vacuum, and condenses as a crystalline layer on the cooler parts of the vessel. It is malleable and somewhat harder than lead. A fresh surface soon becomes yellowish in the air, but retains its lustre in dry air. The metal decomposes water slowly and acts vigorously on acids. It burns brilliantly when heated in oxygen and is attacked by chlorine and sulphur at 400°, and combines readily when heated with nitrogen, phosphorus, silicon, and other non-metals.²

When the metal prepared by electrolysis is hammered, mild explosions accompanied by showers of sparks occur, the cause of which has not yet been ascertained.³

COMPOUNDS OF CALCIUM.

CALCIUM AND OXYGEN.

249 *Calcium Monoxide* or *Lime*, CaO, is formed in the pure state by the ignition of the pure carbonate, as Iceland- or calc-spar, or white marble in a crucible in a current of indifferent gas; otherwise the decomposition is not complete (p. 130).

On the large scale lime is burnt in kilns, the interiors of which are usually egg-shaped. The limestone is mixed up with coal or other combustible matter, one bushel of coal generally sufficing to make five or six bushels of lime. In some cases an arch is formed over the fire-grate with lumps of lime-

¹ Goodwin, *Proc. Amer. Phil. Soc.* 1905, **43**, 381; Wöhler, *Zeit. Elektrochem.* 1905, **11**, 612; Rathenau, *Zeit. Elektrochem.* 1904, **10**, 508; Tucker and Whitney, *J. Amer. Chem. Soc.* 1906, **28**, 84.

² Moissan, *Compt. Rend.* 1898, **127**, 584; 1899, **128**, 384; Arndt, *Ber.* 1904, **37**, 4733; Moissan and Chavanne, *Compt. Rend.* 1905, **140**, 122.

³ Doermer, *Ber.* 1906, **39**, 211.

stone, the kiln filled up with smaller pieces, a fire kindled below the arch, and this kept up for thirty-six to forty-eight hours. The kiln is then allowed to cool, the lime removed, and a fresh charge introduced. An improved and continuous process of lime-burning is now often employed in which the charge of limestone and coal is added from time to time at the upper part of the kiln, and the quicklime withdrawn at the lower part. A great saving of fuel is thus effected, and the smoke which is always given off from the common kiln is, in the improved kiln, drawn into a high chimney and completely burnt.

Pure lime is a white amorphous mass, having a specific gravity of 3.30; it shows signs of fusion in the oxy-hydrogen flame and can readily be melted and boiled in the electric furnace, a current of about 300 ampères at 50—70 volts being sufficient to maintain 500 g. of lime in ebullition; the melting point is about 1900°. The vapour condenses in the electric furnace in cubes and acicular prisms composed of aggregates of cubes, which have the sp. gr. 3.40 and gradually pass into a second crystalline modification which is doubly refracting.¹ It is also obtained crystallised in cubes by heating calcium nitrate in a porcelain flask.² On exposure to the air it combines with moisture, passing into the hydroxide $\text{Ca}(\text{OH})_2$, which then absorbs carbon dioxide. When water is poured on to quicklime the latter is converted into the hydroxide with great evolution of heat, the temperature rising in some cases as high as 150°. The evolution of heat may be well shown by strewing a few grains of gunpowder on to the lime, whilst it is being slaked, when the powder will take fire. Lime which has been fused only slakes after remaining in contact with water for two or three days.³ Although lime unites so readily with water it is in absence of this a very inert substance; thus it does not combine to an appreciable extent with dry chlorine, carbon dioxide, sulphur dioxide and oxides of nitrogen below 300—350°, whereas it is readily acted on by these substances in presence of moisture.⁴ Dry hydrogen chloride begins to attack it at 40°.⁵

The most important use of lime is in the preparation of mortars and cements for building purposes, and its value for these pur-

¹ Moissan, *Compt. Rend.* 1892, 115, 1034; 1902, 134, 136. Compare Jouve, *Compt. Rend.* 1901, 132, 1117.

² Brügelmann, *Wied. Ann.* 1877, 2, 466.

³ Oddo, *Atti. R. Accad. Lincei*, 1896 [5], 5, i. 361; Gautier, *Compt. Rend.* 1899, 128, 939.

⁴ Veley, *Journ. Chem. Soc.* 1893, 821; 1894, 1.

⁵ Veley, *Ber.* 1896, 29, 577.

poses depends upon the nature of the limestone from which it has been prepared. The lime obtained from pure limestone slakes readily and is termed a "fat" lime, but if the limestone contains magnesia it only forms a thin mixture with water, and is termed a "poor" lime. When the quantity of magnesia rises to 25—30 per cent. the product is almost useless for building purposes. If the limestone used contains silica in considerable quantity the resulting lime yields a mortar which hardens under water and is known as hydraulic lime, and the mortar obtained from it as hydraulic mortar (p. 556). The presence of clay in the limestone frequently causes it to vitrify if too strongly heated, a hard crust of silicates being formed on the surface which causes it to slake very slowly. Such lime is said to be "dead burnt."

Ordinary mortar is a mixture of one part of lime made into a paste with water and mixed with three to four parts of sharp sand, the completeness of the subsequent hardening being dependent on the proper admixture of the ingredients. Mortar sets sufficiently to give stability to a structure in a few days, this being brought about almost entirely by the loss of water. It thus becomes porous, and the lime is then gradually attacked by the carbon dioxide of the air, which converts it slowly but completely into calcium carbonate, the mortar gradually hardening and cementing the sand and building material together. Many years or even centuries elapse before the maximum of hardness is reached, and it appears that at the same time an extremely slow combination of the silica and lime takes place; thus Petzholdt¹ found 2·1 per cent. of combined silica in a mortar 100 years old, and 6·2 per cent. in a sample 300 years old, the lime originally used only containing at most 0·11 per cent. Under ordinary circumstances, however, this action plays no part in the hardening process.

In addition to its use for building purposes lime is used for the purposes of drying gases and liquids, and in numerous analytical processes, and also, when slaked, for the purification of coal-gas (Vol. I., p. 853) and the manufacture of caustic soda and bleaching powder.

Calcium Hydroxide, $\text{Ca}(\text{OH})_2$.—This substance, also known as *slaked lime*, is obtained, as already stated, by the action of water on quicklime. It is a white impalpable powder, having a specific gravity of 2·078 (Filhol). Calcium hydroxide is like-

¹ *J. pr. Chem.* 1839, **16**, 91 ; **17**, 464.

wise obtained as a white precipitate, when a solution of caustic potash or soda is added to a tolerably strong solution of calcium chloride. If a very strong or saturated solution of calcium chloride be employed in the above experiment, the whole mass becomes solid. This fact was observed in 1686 by Francisco Lana, and described by him as the "chemical miracle." Calcium hydroxide dissolves more readily in cold than in hot water; 100 parts of water at 10° dissolve 0.29 parts, at 100°, 0.06 parts (Maben),¹ at 150°, 0.017 parts, and at 190°, 0.008 parts (Herold).² The clear solution, evaporated in a vacuum over sulphuric acid, deposits the hydroxide either in the form of small tablets or of small prismatic crystals.

The solution of calcium hydroxide, usually known as lime-water, possesses an alkaline reaction and taste. It quickly absorbs carbon dioxide from the air, and is used in medicine and in the laboratory. As the ordinary slaked lime often contains small quantities of baryta and strontia together with soluble salts of the alkalis, it is usual to treat the powder several times with water and only to employ the last solution.

Milk of Lime is calcium hydroxide suspended in water.

Calcium Dioxide, CaO_2 , was discovered by Thénard, who obtained it by precipitating lime-water with hydrogen dioxide. In order to procure the substance in the pure state the hydrogen dioxide must be added in excess to lime-water. The precipitate at 13—14° possesses the composition $\text{CaO}_2 \cdot 8\text{H}_2\text{O}$, and consists of microscopic tetragonal tablets or prisms, which are sparingly soluble in water and insoluble in alcohol; ³ at a slightly higher temperature $\text{CaO}_2 \cdot 2\text{H}_2\text{O}$ is produced.⁴ On exposure to the air the crystals effloresce, and when heated to 130° they lose their water, leaving behind a light powder of the anhydrous oxide. When further heated the substance loses half its oxygen without fusing.

The peroxide is manufactured for use as an oxidising agent and antiseptic in the form of a dehydrated powder containing 13.5 per cent. of available oxygen and a considerable amount of calcium hydroxide.⁵

¹ *Pharm. J. Trans.* [3], 14, 505. See also Guthrie, *J. Soc. Chem. Ind.* 1901, 223.

² *Zeit. Elektrochem.* 1905, 11, 417.

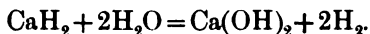
³ *Ann. Chim. Phys.* 1818, 8, 313.

⁴ de Forcrand, *Compt. Rend.* 1900, 130, 1250, 1308, 1388.

⁵ Foregger and Philipp, *J. Soc. Chem. Ind.* 1906, 298.

CALCIUM AND HYDROGEN.

250 *Calcium Hydride*, CaH_2 , is produced when metallic calcium is heated in a nickel boat to dull redness in a current of hydrogen. It forms a fused mass of slender transparent plates, has the sp. gr. 1.7, and does not decompose appreciably at 600° in vacuo. It is readily decomposed by water, yielding the hydroxide and hydrogen :



It burns brilliantly when heated in the air or oxygen, acts as a vigorous reducing agent, and is attacked by the halogens, sulphur and phosphorus, when heated.¹ It may be made technically by heating calcium in hydrogen in horizontal retorts and is known as hydrolith. One kilogram, when treated with water, yields about one cubic metre of hydrogen.²

CALCIUM AND THE HALOGENS.

251 *Calcium Fluoride*, CaF_2 , occurs as the mineral fluor-spar, which has from early times been used in the fluxing of ores, whence its name is derived. Agricola says: "Fluores lapides gemmarum similes sed minus duri, qui ignis calore liquescunt"; and then further: "Dum metalla excoquantur, adhibere solent, reddunt enim materiam in igne non paulo fluidiorem."

Fluor-spar occurs largely in Derbyshire in veins, especially in the celebrated limestone caves in the Castleton valley. It is there found as a coloured variety which is commonly known as *Blue John*, and one of these large caverns is termed the Blue John cave. It is also found in Saxony and in many other countries. It crystallises in cubes and octahedra, and in combinations of these two forms, or in other forms belonging to the regular system. In the pure condition it is colourless; in general, however, it has a blue, violet, red, green, yellow, or brown colour, the cause of which, as in the case of coloured rock salt (p. 254), is not fully understood. Those samples which have a bright colour are worked up into vases, dishes, cups, &c. Calcium fluoride also occurs in small quantity in the ashes of certain plants, in bones, in the enamel of the

¹ Moissan, *Compt. Rend.* 1898, **127**, 29.

² Jaubert, *Compt. Rend.* 1906, **142**, 788.

teeth, in sea-water, and in the water of certain mineral springs. It is very nearly insoluble in water and dilute acids, melts at 1330° , and has the sp. gr. 3.18.

When precipitated calcium fluoride, obtained by mixing a solution of calcium chloride with one of a soluble metallic fluoride, is heated with water slightly acidified with hydrochloric acid, the precipitate is found to consist of microscopic octahedra.¹

The property which fluor-spar possesses of becoming luminous when heated, giving rise to the term fluorescence, was first mentioned by Elsholz in 1677, and further described by Leibnitz in 1710.

Calcium Chloride, CaCl_2 .—Isaac Hollandus in the fourteenth century describes, under the name of *sal-ammoniacum fixum*, a substance which he obtained by heating together sal-ammoniac and lime. Homberg in 1693 noticed that this salt, when fused, became phosphorescent, and hence it was long known as Homberg's phosphorus. Calcium chloride is found in solution in sea-water, and in many mineral springs. It also occurs as a constituent of a few minerals, such as tachhydrite, $\text{CaCl}_2 \cdot \text{MgCl}_2 \cdot 12\text{H}_2\text{O}$, and apatite, $3\text{Ca}_3(\text{PO}_4)_2 \cdot (\text{CaCl}_2, \text{CaF}_2)$.

In order to prepare pure chloride of calcium, Iceland-spar, chalk, or white marble is dissolved in hydrochloric acid until the latter is nearly saturated. Chlorine water is then added, in order to oxidise any iron or manganese compounds which may be present. These impurities are next precipitated by the addition of milk of lime, and the precipitate is filtered off. The slightly alkaline solution is then acidified with hydrochloric acid, and the solution evaporated either to the point of crystallisation or to dryness. Chloride of calcium is obtained on the large scale as a by-product in several manufacturing processes, as in that of potassium chlorate, in the ammonia-soda process, the Weldon chlorine process, &c.

The hydrated salt crystallises from a saturated solution in large hexagonal prisms, which have the composition $\text{CaCl}_2 \cdot 6\text{H}_2\text{O}$. These melt at 30.2° , and deliquesce rapidly in the air, forming a thick liquid, to which the name of *oleum calcis* was formerly given. The crystals dissolve in water, producing a considerable diminution of temperature, the eutectic temperature being -55° . Heated to 200° this hydrate loses four molecules of water, and a white porous hygroscopic mass remains behind. If this hydrate is heated more strongly, the anhydrous salt is

¹ See also Defacqz, *Compt. Rend.* 1903, 137, 1251.

obtained which is largely used as a means of drying gases and organic liquids. This last melts at about 780° , and solidifies on cooling to a crystalline mass, which has a specific gravity of 2.26 and is also used as a desiccating agent.

When a solution of 103—127 parts of calcium chloride in 100 parts of water is cooled to 18 — 38° , a hydrate of the formula $\text{CaCl}_2 \cdot 4\text{H}_2\text{O}$ separates out; it exists in two modifications, the more stable compound being less soluble in water than the other. The stable modification passes into the dihydrate, $\text{CaCl}_2 \cdot 2\text{H}_2\text{O}$, at 45.3° , and the labile modification into the same hydrate at 38.4° ; at 175.5° the monohydrate separates from the solution, and at 260° this is replaced by the anhydrous salt.¹

100 parts of water dissolve

at 0°	10°	20°	40°	60°	80°	100°	170°	200°	260°
59.5	65.0	74.5	115.3	136.8	147	159	255	311	347

parts of CaCl_2 (Roozeboom). Calcium chloride is also very readily soluble in alcohol.

A solution of 50 parts of the anhydrous salt in 100 parts of water boils at 112° , one containing 200 parts boils at 158° , and one containing 325 parts boils at 180° . Such solutions are employed as baths for constant temperatures above 100° .

Calcium chloride absorbs dry ammonia, giving rise to a voluminous powder having the composition $\text{CaCl}_2 \cdot 8\text{NH}_3$, which on exposure to the air, on solution in water, or on heating, loses ammonia, and which takes fire when thrown into chlorine gas.

If calcium chloride solution be boiled with slaked lime and the solution filtered hot, a basic salt, which is known as *calcium oxychloride*, separates out on cooling in long white needle-shaped crystals, having the composition $\text{ClCa} \cdot \text{O} \cdot \text{Ca}(\text{OH}) \cdot 7\text{H}_2\text{O}$. The halogen salts of calcium form compounds of the formulæ $\text{CaCl}_2 \cdot 2\text{ICl}_3$, and CaI_4 , analogous to the polyhalogen derivatives of rubidium and cæsium² (pp. 363, 368).

Calcium Bromide, CaBr_2 , melting at 765° , and *Calcium Iodide*, CaI_2 , melting at 740° , are salts very similar in their properties to calcium chloride.

Calcium Subchloride.—When the spongy calcium obtained by the method of Borchers and Stockem is melted in presence of

¹ Roozeboom, *Zeit. physikal. Chem.* 1889, 4, 31.

² Weinland and Schlegelmilch, *Zeit. anorg. Chem.* 1902, 30, 134; Meyer, *Zeit. anorg. Chem.* 1902, 30, 113.

calcium chloride, the molten metal is found to be surrounded by a mass of transparent, red pleochroitic crystals.¹ These appear to consist of a subchloride of calcium; they have the composition CaCl and react with water with formation of calcium chloride, calcium hydroxide, and hydrogen. An analogous *subiodide* was observed by Moissan.

252 Chloride of Lime or Bleaching Powder.—This well-known bleaching agent and disinfectant is obtained as a dry powder by the action of chlorine on slaked lime.

The action of chlorine on milk of lime is analogous to its action on potash, a solution of calcium hypochlorite and chloride being obtained :



and it was supposed by Balard in 1834 that the solid powder was also a mixture of chloride and hypochlorite, his views being for some time generally accepted. It was, however, pointed out by Fresenius² that a substance containing so much calcium chloride must be far more hygroscopic than bleaching powder is found to be, and a number of other constitutional formulæ were proposed, the most important being those of Stahlschmidt³ and Odling.⁴

According to Stahlschmidt's supposition the action of chlorine on slaked lime takes place in the following manner :



On addition of water the calcium chloride dissolves and the basic hypochlorite decomposes into hypochlorite and free lime.

According to Odling's formula the calcium is combined with the negative radicals of both hydrochloric and hypochlorous acid, as shown by the formula $\text{Cl}\cdot\text{Ca}\cdot\text{OCl}, \text{H}_2\text{O}$, and this compound by the action of water is resolved into calcium chloride and hypochlorite :



The subject has been carefully investigated by Lunge in conjunction with Schaeppi and Naef,⁵ and the results of their investigations have shown that the latter view is probably the more correct one. By careful preparation it is possible to obtain a

¹ *Zeit. Elektrochem.* 1902, **8**, 757.

² *Annalen*, 1861, **118**, 317.

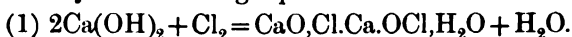
³ *Dingl. Polyt. Journ.* 1876, **220**, 243.

⁴ *Manual of Chemistry*, **1**, 56

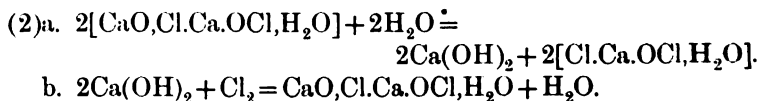
⁵ *Dingl. Polyt. Journ.* 1880, **237**, 63; *Annalen*, 1883, **219**, 129; 1884, **223**,

powder containing 44 per cent. of available chlorine (*i.e.* chlorine which is evolved when an acid is added), whilst according to Stahlshmidt's formula the maximum quantity of available chlorine is only 39 per cent. Further, no calcium chloride can be extracted from bleaching powder by means of alcohol, and a large part of the chlorine may be expelled by the action of carbon dioxide, which could scarcely be the case if it contained calcium chloride. O'Shea¹ has also shown that for every molecule of CaO two atoms of chlorine can be added, and that of this chlorine half is available for the formation of hypochlorous acid, which further confirms Odling's formula. Dreyfuss² has raised objections to this formula, but his conclusions have been shown by Lunge and Schoch to be untenable.³

All bleaching powder, however, yields a certain amount of calcium hydroxide when it is treated with water, and the formation of this is not accounted for by Odling's formula. By some investigators this lime is regarded as existing free in the bleaching powder, having been protected from the action of the chlorine by a layer of the chlorinated compound. According to Ditz,⁴ this is not the case, the lime forming an essential part of the bleaching compound. He considers that bleaching powder is formed by a series of reactions, the first of which is represented by the following equation :



This can be experimentally realised at -10° to -15° , and the resulting powder loses one molecule of water below 100° , whilst the compound $\text{CaO}.\text{Cl}.\text{Ca}.\text{OCl}.\text{H}_2\text{O}$, which is left behind at this temperature, decomposes at $130-180^\circ$, losing one atom of oxygen and only losing the second molecule of water at a red heat. It is also completely decomposed by moist carbon dioxide, all the chlorine being liberated. At a somewhat higher temperature the action of chlorine on slaked lime containing not more than $\frac{1}{2}$ per cent. of uncombined water produces a greater degree of chlorination, and this represents the second stage in the formation of bleaching powder :



¹ *Journ. Chem. Soc.* 1883, 410.

² *Bull. Soc. Chim.* 1885 [2], 41, 600.

³ *Ber.* 1887, 20, 1474.

⁴ *Chem. Zeit.* 1898, 22, i. 7; *Zeit. angew. Chem.* 1901, 14, 3, 25, 49, 105; 1902, 15, 749.

The final product at the close of this stage, therefore, has the composition $\text{CaO}, \text{Cl} \cdot \text{Ca} \cdot \text{OCl}, \text{H}_2\text{O} + 2[\text{Cl} \cdot \text{Ca} \cdot \text{OCl}, \text{H}_2\text{O}] + \text{H}_2\text{O}$.

This process may theoretically be indefinitely repeated, but in practice it is limited by the amount of uncombined water present in the slaked lime, and does not proceed beyond the stage at which the product has the composition $\text{CaO}, \text{Cl} \cdot \text{Ca} \cdot \text{OCl}, \text{H}_2\text{O} + 6[\text{Cl} \cdot \text{Ca} \cdot \text{OCl}, \text{H}_2\text{O}] + \text{H}_2\text{O}$. These higher products undergo a complicated decomposition when they are heated, oxygen and chlorine being evolved and chlorate and chloride formed. They are also decomposed even by dry carbon dioxide, but the whole of the chlorine is not evolved.

The complex $\text{Cl} \cdot \text{Ca} \cdot \text{OCl}, \text{H}_2\text{O}$ has probably a greater molecular weight than corresponds with the simple formula, but its constitution has not yet been settled.

Tiesenholt,¹ on the other hand, maintains the older view of Balard, and regards the reaction between lime and chlorine as reversible. Other views are held by some investigators, and the whole question cannot yet be regarded as definitely determined.²

THE MANUFACTURE OF BLEACHING POWDER.

253 *History of the Manufacture of Hypochlorites.*—Chlorine gas was first employed for bleaching in 1785 on the suggestion of Berthollet, and the first hypochlorite was manufactured for bleaching purposes in 1789, at Javel, near Paris, where chlorine was absorbed in potash liquor, whence the name "eau de Javel" which is still used for potassium hypochlorite (see p. 328). These processes were introduced into England in 1796; in 1798 "bleach liquor" was being made by absorbing chlorine in milk of lime, and in 1799 Tennant, of Glasgow, originated the absorption in *dry* hydrate of lime, thus making for the first time "bleaching powder," which sold at £140 per ton, but the price soon fell to £60. The chlorine was made directly from a mixture of salt, sulphuric acid and manganese dioxide. In 1825—*i.e.* immediately after the introduction of the Leblanc soda-process into the

¹ *J. pr. Chem.* 1901 [2], **63**, 30; **65**, 512.

² Winteler, *Zeit. anorg. Chem.* 1902, **33**, 161; *Zeit. angew. Chem.* 1903, **16**, 32; Tarugi, *Gazzetta*, 1904, 34, ii. 254; Schwarz, *Zeit. angew. Chem.* 1906, **20**, 138.

district—hydrochloric acid became available as a raw material, and the price was reduced to £27. Many methods were proposed to use or recover the manganese contained in the waste still liquors, but they proved unsuccessful, until Weldon by his process of 1866, and subsequent improvements, achieved such success, that in 1870 the price of bleaching powder fell to £8 10s. The combined Leblanc-Weldon process grew rapidly, attaining in 1877 an annual output of nearly 100,000 tons in the United Kingdom alone. Another method of generating chlorine utilised in making bleaching powder was the Deacon process, introduced and perfected from 1868 to 1876; the special method of utilising the weak chlorine thus obtained is described in the following pages; only a small portion of the total bleaching powder is, however, now made by Deacon's process. The latest source of chlorine for the manufacture of bleaching powder is the electrolysis of chloride solutions. Hargreaves and Bird's process, started in 1892 at Farnworth, and now carried on in works erected in 1900, at Middlewich, and Castner's process, originating in Oldbury in 1891, and installed in 1897 on a large scale in Runcorn, both electrolyse sodium chloride (see p. 309). In a third process, proposed by Mond about 1898, zinc chloride solution is electrolysed (see p. 309). Abroad other processes besides the above are being utilised, and potassium chloride is electrolysed in a number of works. In 1900 there were in Europe twenty-five electrolytic alkali works producing chlorine, with a total of 40,000 horse-power, and in the United States, three works with 5,200 horse-power; during the following seven years there were no further extensions.

Electrolytic methods have also recently been introduced for manufacturing hypochlorite solutions, and though such processes as yield only one product, namely, the hypochlorite solution, cannot compete with any of the previously mentioned processes which make simultaneously two products, yet they are serviceable to paper-pulp and bleach works which are far removed from bleaching powder works. The first suggestion for such a process was due to Watt, a paper-maker, in 1851, but it was impracticable, as dynamo-electric machines were not then obtainable. Lidoff and Tichomiroff in 1882 introduced a process, and exhibited yarn and cloth bleached by it. Hermite in 1883 claimed for his process,¹ electrolysis of calcium chloride

¹ *J. Soc. Chem. Ind.* 1885, 673; 1887, 170.

or magnesium chloride solutions, special advantages over bleaching with bleaching powder, and from this time forward a vast number of processes have been patented by Kellner, Haas and Oettel, Schoop, and Atkins, all of whom use sodium chloride solutions, and many papers have been published on the theory of the process (see p. 255).¹

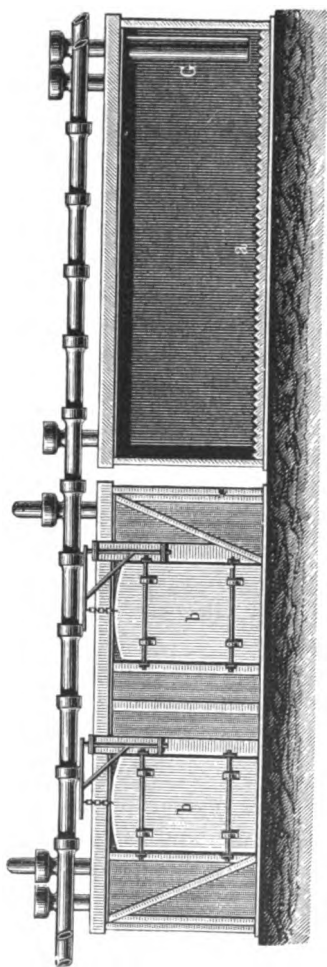
Manufacture of Bleaching Powder.—The details of the methods for preparing the chlorine required in the manufacture of bleaching powder are described under the head of chlorine (Vol. I., p. 173). For this purpose the chlorine should be as free as possible from carbonic acid, originating either from calcium carbonate in the native manganese, or in Weldon mud, or from the furnaces in the Deacon process, or from the corrosion of the carbon anodes where such are used in electrolytic methods. Further, the chlorine must be particularly free from hydrochloric acid and any large quantity of water vapour, and this is effected by passing the gas through a long range of earthenware pipes cooled by exposure to the air. The lime employed requires to be specially free from clay, magnesia, iron and manganese compounds, the last two of which discolour and gradually decompose the bleach, both when dry and when dissolved.

The absorption of the chlorine is effected in three different kinds of apparatus, (1) large roomy chambers, (2) small chambers filled with trays, (3) revolving cylinders, and of these the first is the most usual.

Ordinary Chambers.—Two only out of a set of four or more are shown in Fig. 173, one being in end elevation and the other in section, while Fig. 175 shows the same in plan, but with the middle portions cut out, as the total length is 80 to 100 feet. These chambers are made of timber framing supporting sheet lead, so that the supports are all outside the lead; the floor is covered with asphalt or with earthenware tiles.

The chlorine is brought from the still (Figs. 172, 174) to the chambers by the central main, and can be directed into any chamber by removing the two hydraulic caps closing the main and the chamber, and substituting a bent pipe dipping into the two water lutes. The displaced air escapes from the lute F until the smell of chlorine is observed, when the bend is used to connect the chamber, as shown in Fig. 175, to the second pipe

¹ Full details of these processes are given in *Monographien über angewandte Elektrochemie*, Band 8; Engelhardt, *Hypochlorite und elektrische Bleiche*, 1903.



Decim. 10 5 0 1 2 3 4 5 Meter

FIG. 173.

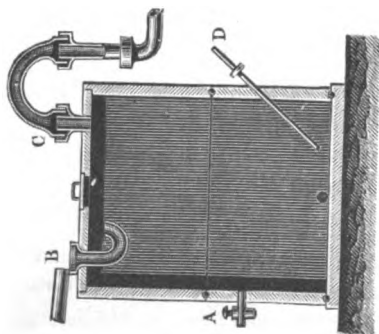


FIG. 172.

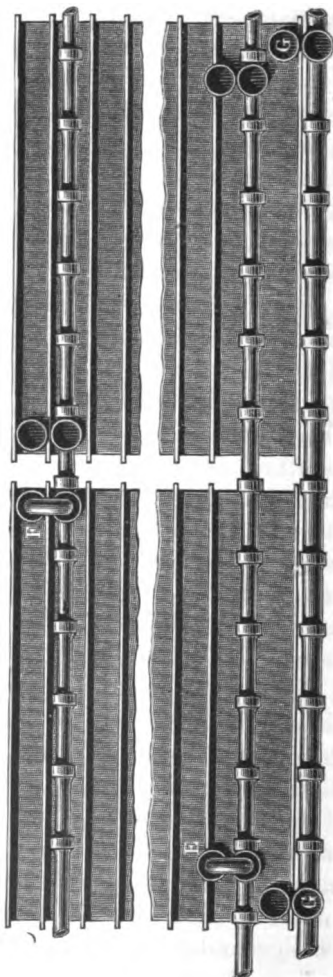


FIG. 175.




FIG. 174.

main adjacent, by which the gas is carried to any other chamber desired, entering at the lute corresponding to F and leaving by the open lute G until the chlorine begins to escape here also, when by placing a bend in G the gas may be directed by the main adjacent to any third chamber in the series, where the last trace of chlorine is absorbed. The main G also serves as an exhaust pipe for drawing off the last remaining quantities of the unabsorbed chlorine when the operation is complete. The exterior view, Fig. 173, shows the doors and bolts and the gallowes for the swinging of the doors, which are closed gas-tight by a paste of tar and china clay or of lime and water.

The chambers described rest upon the ground. Much labour and inconvenience is avoided by building the chamber on pillars and having a number of hopper holes in the floor, closed while the bleaching powder is being made, with lids which are covered with lime, to prevent leakage of chlorine. When the powder is ready to pack, the lids are lifted, the powder shovelled down the hoppers and through a sacking or rubber sleeve which connects the hopper to the head of the cask. In these chambers the absorption of chlorine occupies about six days. After the lime has been placed upon the floor of the chamber to the thickness of about four inches, it is deeply furrowed like a ploughed field by a special rake, and the chlorine is turned on until the chamber is full, as seen by means of windows placed at each end, the air and any surplus chlorine escaping from the chamber and passing by the circulating pipes into the next or some other chamber where there is more fresh lime. When the first chamber has been filled with chlorine it is allowed to stand for about two days, during which time the gas is completely or nearly completely absorbed, and the lime is then found to contain on an average from 25 to 30 per cent. of available chlorine. Any unabsorbed gas is then drawn off by means of the exit pipe (G), the doors are opened, and workmen enter and turn the material, as the bottom layers are still very weak in chlorine; the doors are then closed and more chlorine is admitted, the quantity being sufficient to raise the amount of chlorine, after absorption for a second period of two days, to from 35 to 37 per cent. The unabsorbed chlorine is drawn off as before, and the powder packed and sent to market.

Much trouble has been experienced in removing the residual chlorine from the finished chambers, and fatal results have followed the premature opening of the doors, so that in 1886 a

penalty was imposed for opening the doors before the chlorine contents of the chamber had been reduced to less than two and a half grains per cubic foot. In the same year Brock and Minton introduced their lime sprinkler, a portable machine in which a stream of lime dust is allowed to fall on to a rapidly revolving paddle with a vertical shaft, so that the dust is scattered in a cloud and the gases are also put in motion and help to carry the lime dust to a considerable distance. Every 30 feet in the length of the chamber a large luted cap is provided, and these are lifted in turn, the sprinkler inserted, and one or more hundredweight of lime sprinkled in, when the absorption of the chlorine is almost instantaneous and so complete that the residual chlorine need not exceed one grain per cubic foot.

A different form of bleaching powder chamber was devised by Deacon for use with the specially weak chlorine made by his process. The principles of this process have already been referred to (Vol. I., p. 173). These chambers are shown in elevation and section in Figs. 176 and 177. The gas, containing only 5 to 7 per cent. chlorine, passes in through the tube (A), being drawn over the lime by means of exhausters. Each block, of which less than one half is shown in Fig. 176, is divided by vertical walls into fourteen sections; each section contains sixteen slate shelves 20 feet long by 4 feet wide, with a gap in the middle covered by a small loose piece, and the lime is spread on these shelves to the depth of about five-eighths of an inch. Part of the elevation shows the doors, which form the sides of the chamber, in position; the other part shows the arrangement of the shelves seen when the doors are down. The end section (Fig. 177) shows the mode in which the shelves are arranged and the way in which the chlorine is divided into streams during its passage downwards over the lime. The gas then passes upwards over a similar set of shelves, and thence by the gas mains into the next chamber. When the lime in one chamber has come up to strength, the small plates on each shelf are removed, and the bleaching powder is pushed into a barrel placed on a tram-car beneath, and in this way the product is easily packed.

During recent years several forms of continuous mechanical apparatus have been successfully adopted, in which the slaked lime is transported in a continuous stream by single or double conveyers in an opposite direction to the stream of chlorine, the




FIG. 176.




FIG. 177.

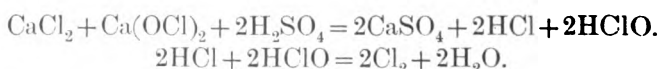
finished bleaching powder being delivered direct into casks, thus avoiding the disagreeable task of hand packing.¹

A complete analysis by Pattinson of good commercial chloride of lime showing 36.00 per cent. available chlorine shows the constituents to be:—

Odling's calcium chloro-hypochlorite, $\text{Ca} \left\{ \begin{array}{l} \text{Cl} \\ \text{OCl} \end{array} + \text{H}_2\text{O} \right.$	73.65
Ditto, but decomposed into the chlorate mixture $5\text{CaCl}_2 + \text{Ca}(\text{ClO}_3)_2$	0.67
Calcium hydrate, $\text{Ca}(\text{OH})_2$	20.17
Impurities from all the slaked lime employed, 2.38	} 22.55
Moisture originally present as such in the slaked lime or in the chlorine employed	3.13
	100.00

Properties of Bleaching Powder.—Commercial bleaching powder contains on an average 35—37 per cent. of available chlorine, and forms a white powder, which absorbs moisture and carbon dioxide on exposure to the air. When kept, it undergoes a very slow and steady decomposition, for reasons which are at present undetermined; in closed bottles this decomposition is sometimes such as to burst the bottle by the gases evolved. When added to water it is apt to clot together into lumps, but by agitation it forms a creamy liquid which deposits a large amount of insoluble slaked lime, &c., whilst the clear solution contains calcium chloride, hypochlorite, chlorate, and some hydrate.

When a slight excess of acid is added to a solution of bleaching powder, the whole of the chlorine is evolved in the free state, the hydrochloric acid and hypochlorous acid first formed acting on one another in the manner already described (Vol. I., p. 342):



Bleaching Processes.—Bleaching powder is largely employed in the bleaching of cotton, linen, and paper pulp. The methods employed are often exceedingly complex, varying not only with the nature of the material to be bleached, but also with the use to which the bleached goods are afterwards to be put, but in all

¹ Mond, *Nature*, 1896, 54, 477.

cases the main impurities in the fibre are not removed by hypochlorite, but by treatment with an alkali. Thus by hot alkali solutions—*i.e.* sodium carbonate or calcium hydrate, but best of all caustic soda—various waxy, fatty, resinous, gummy, mucilaginous and colouring matters are extracted, and the fibre is thereby greatly lightened in colour, the loss in weight being about 8 per cent. in the case of cotton, 25 per cent. in that of flax, and 50 per cent. in that of esparto grass. The fibre is then treated with hypochlorite solution, which is rapidly converted into the chloride by acting upon certain of the residual organic impurities; this action is so energetic that if not properly controlled it may oxidise the cellulose itself, rendering the fibre brittle and useless. Strong solutions of bleaching powder are therefore never employed, and often very weak ones containing as little as 0.1 per cent. of available chlorine. Such a solution may be allowed to act for a few hours, when the final whitening is frequently obtained by transferring the goods to a very dilute acid bath to remove basic colouring matters, and as chlorine is liberated from the residual hypochlorite in the fibre, the process is known by the workmen as a “stinking sour.” To obtain brilliant whites it is often necessary to repeat the operations several times, and this is particularly necessary in the case of linen.

The amount of available chlorine in bleaching powder is usually ascertained by adding to a solution of a known quantity a standard solution of sodium arsenite until the liquid no longer turns iodised starch paper blue, the arsenite being thus oxidised to arsenate. Precautions must, of course, be taken to obtain a fair average sample for analysis; for this purpose many samples must be taken from various places and packages, taking care to obtain due proportions of fine powder and of lump, and these must be mixed without undue exposure to the air.

Calcium Chlorate, $\text{Ca}(\text{ClO}_3)_2$, is formed by leading chlorine into hot milk of lime, but cannot be obtained pure in this manner. The pure salt is obtained by neutralising calcium carbonate with chloric acid, and crystallises with $2\text{H}_2\text{O}$ in rhombic prisms which deliquesce in moist air; 100 parts of water at 18° dissolve 177.8 parts of $\text{Ca}(\text{ClO}_3)_2$.

CALCIUM AND SULPHUR.

254 *Calcium Monosulphide*, CaS , is obtained by heating the sulphate with powdered coal or by leading sulphuretted hydrogen or a mixture of carbon dioxide and the vapour of carbon bisulphide over incandescent lime (Schöne). It forms a yellowish-white mass insoluble in water, which in moist air smells of sulphuretted hydrogen. When prepared in the electric furnace it is formed in cubes which have the sp. gr. 2.4—2.5.¹

Calcium monosulphide is luminous in the dark after it has been exposed to light. This fact was noticed in the year 1750 by Marggraf, who obtained the sulphide by calcining gypsum with combustible matter. In 1768 Canton described a method of producing the same effect by igniting calcined oyster-shells with sulphur; hence this substance was long known under the name of Canton's phosphorus. It is probable that the pure sulphide is not itself phosphorescent, but is rendered so by the presence of traces of other substances. Thus the addition of traces of bismuth and sodium compounds renders the pure sulphide strongly phosphorescent, but not the addition of bismuth compounds alone.²

Calcium sulphide is the chief constituent of alkali-makers' waste (p. 299).

Calcium Hydrosulphide, $\text{Ca}(\text{SH})_2$, is best obtained by passing sulphuretted hydrogen into a cream of precipitated calcium hydroxide and rather less than four parts of water: it crystallises with $6\text{H}_2\text{O}$ in colourless prisms, which readily melt in their water of crystallisation.³ It decomposes when warmed in a stream of sulphuretted hydrogen, yielding calcium sulphide, and is also decomposed by carbon dioxide with evolution of sulphuretted hydrogen and formation of calcium carbonate. It is sometimes used as a depilatory in tan works.

Calcium Hydroxyhydrosulphide, $\text{Ca}(\text{SH})\text{OH}$, is obtained by the action of a small quantity of water or of calcium hydroxide on the hydrosulphide,⁴ and by the union of water and calcium sulphide, and forms crusts of small colourless four-sided needles; it readily dissolves in water, but the solution decomposes

¹ Müller, *Centr. Min.* 1900, 178.

² de Visser, *Rec. Trav. Chim.* 1901, 20, 435; 1903, 22, 133.

³ Divers and Shmidzda, *Journ. Chem. Soc.* 1884, 270.

⁴ Divers and Shmidzda, *loc. cit.*

rapidly into calcium hydroxide and calcium hydrosulphide, the former separating out as a white precipitate. It combines with carbon bisulphide, forming the *basic thiocarbonates*, $\text{Ca}(\text{OH})_2$, $2\text{CaCS}_3 \cdot 7\text{H}_2\text{O}$ and $2\text{Ca}(\text{OH})_2 \cdot \text{CaCS}_3 \cdot 10\text{H}_2\text{O}$, and it appears not unlikely that this substance takes part in the removal of carbon bisulphide from coal gas in the lime purifiers (Vol. I., p. 854).

Several other hydroxyhydrosulphides have been prepared, some of which crystallise well, but their constitution is at present doubtful. All of these hydrosulphides are oxidised by moist air with formation of calcium sulphite, thiosulphate, or sulphate, and usually with separation of free sulphur.

Calcium Disulphide, CaS_2 , is obtained in the form of yellow crystals containing $3\text{H}_2\text{O}$ when milk of lime is boiled with excess of sulphur and the filtered solution allowed to cool.

Calcium Pentasulphide, CaS_5 , is obtained by boiling calcium sulphide or hydroxide with excess of sulphur for a long time, and forms a reddish-yellow mass, which if treated with sulphur-etched hydrogen in solution undergoes the reverse reaction, being converted into calcium hydrosulphide and sulphur.

Calcium Sulphite, CaSO_3 , is obtained by mixing a solution of a calcium salt with that of a normal sulphite. It forms a white powder which is only soluble to the extent of 0.043 gram in a liter of water at 18° .¹ It is easily soluble in sulphurous acid, and if this solution be allowed to stand exposed to the air, six-sided needles separate out which have the composition $\text{CaSO}_3 \cdot 2\text{H}_2\text{O}$. A solution of this salt in aqueous sulphurous acid, which probably contains *calcium bisulphite*, $\text{Ca}(\text{HSO}_3)_2$, is met with in commerce, under the name of bisulphite of lime. It is obtained by passing sulphur dioxide into milk of lime, and is used by brewers as a mild antiseptic, and for cleansing and sterilising casks, &c. It is also used in the manufacture of wood pulp and the purification of sugar.

When a nearly neutral solution of calcium bisulphite is electrolysed, *calcium hyposulphite*, CaS_2O_4 , crystallises out at the cathode in silky needles, a yield of 30—40 per cent. of the theoretical amount being obtained.² This salt is easily oxidised in the air and has been proposed as a decoloriser and antiseptic for solutions of cane-sugar.

¹ Weisberg, *Bull. Soc. Chim.* 1896 [3], 15, 1247.

² Elbs and Becker, *Zeit. Elektrochem.* 1904, 10, 361; Frank, *Zeit. Elektrochem.* 1904, 10, 450.

Calcium Sulphate, CaSO_4 , occurs in nature in the anhydrous state in the mineral anhydrite which is often found in limestone rocks, or together with deposits of common salt. More generally, however, the substance occurs as gypsum, $\text{CaSO}_4 \cdot 2\text{H}_2\text{O}$, found frequently in large monoclinic crystals and known as selenite. The crystalline form of selenite is shown in Figs. 178, 179. The crystals are frequently twinned, and then exhibit the peculiar form shown in Fig. 180. It also occurs as fibrous gypsum or satin-spar, and as crystalline gypsum or alabaster, and has the sp. gr. 2.32.

This substance was known from early times as a mineral closely resembling calc-spar, because, like the latter, it became brittle on burning. In 1746 Pott described these two substances as being different earths, and stated that some chemists assumed

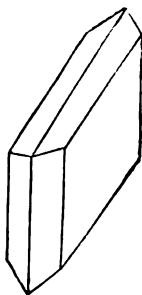


FIG 178.

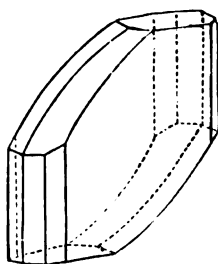


FIG. 179.

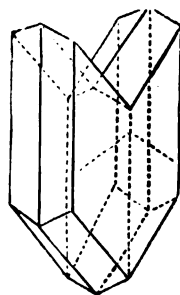


FIG. 180.

that the substance artificially produced by the union of sulphuric acid with lime was gypsum, and termed it *gypsum artefactum*; in 1750 Marggraf showed that these two substances were identical.

Calcium sulphate also forms a hemihydrate, $2\text{CaSO}_4 \cdot \text{H}_2\text{O}$, first observed by Johnston¹ as a crystalline deposit in a boiler, working at two atmospheres pressure. It is formed when gypsum is heated to $120-130^\circ$, and can be prepared pure by heating 20 grams of precipitated gypsum on the water bath for one hour with 50 c.c. of nitric acid of sp. gr. 1.4, draining and drying. It has the sp. gr. 2.75.

The anhydrous sulphate itself occurs in at least two modifications. Natural anhydrite is almost insoluble in water and the same form can be obtained by heating gypsum strongly.

¹ *Phil. Mag.* 1838.

The second modification, which is known as soluble anhydrite, is obtained by completely dehydrating gypsum at 60—90° in vacuum over phosphoric oxide, and sets with water even more rapidly than the hemihydrate. The relations between these forms, and the temperatures of transition of one into the other are extremely difficult to determine, on account of the slow rate at which the various changes occur, and our knowledge of them is mainly due to the elaborate investigations of van't Hoff.¹

The transition temperatures between gypsum and the other varieties are as follows, the vapour pressure of the system at the temperature of transition being also given.

	Temp.	Vapour pressure
(1) Gypsum—Natural anhydrite . . .	63·5°	175 mm.
(2) Gypsum—Soluble anhydrite . . .	93°	588 „
(3) Gypsum—Hemihydrate	107°	971 „

These temperatures are considerably lowered by the presence of salts such as sodium chloride, magnesium chloride, &c.

The solubilities of all these modifications and hydrates are also different, soluble anhydrite and the hemihydrate being the most soluble and the natural anhydrite the least soluble. The solubility of natural gypsum according to Hulett and Allen² is as follows in grams of CaSO₄ per 100 c.c. of solution, a maximum of solubility occurring at 40°; the solubility, however, is greatly affected by the size of the particles which are in contact with the solution:

Temp.	0°	10°	25°	35°	40°
	0·1759	0·1929	0·208	0·2096	0·2097
	45°	65·3°	75°	100°	
	0·2084	0·1932	0·1848	0·162	

According to Marignac the solubility of the hemihydrate at 25° is about one part in 100 of water.

In presence of many other salts calcium sulphate dissolves more freely, probably in some cases owing to the formation of double salts. Thus according to Anton 1 part of gypsum dissolves in 122 parts of a saturated solution of sodium chloride.³

¹ van't Hoff, Armstrong, Hinrichsen, Weigert, and Just, *Zeit. physikal. Chem.* 1903, **45**, 257; see also Cameron, *J. Physical Chem.* 1901, **5**, 556; Moye, *Chem. Zeit.* 1906, **30**, 544; Cameron and Bell, *J. Amer. Chem. Soc.* 1906, **28**, 1220.

² *J. Amer. Chem. Soc.* 1902, **24**, 667.

³ See also Cameron and Brown, *J. Physical Chem.* 1905, **9**, 210; Sullivan, *J. Amer. Chem. Soc.* 1905, **27**, 529; Bell and Taber, *J. Physical Chem.* 1906, **10**, 119.

Gypsum is tolerably soluble in boiling hydrochloric acid and in nitric acid, and separates out from the acid solution on cooling in glittering silky needles. When heated with sulphuric acid to 100° it is changed into a porous mass, of which a part dissolves and separates out again on cooling. This consists of microscopic prisms, which have the composition $\text{CaSO}_4 \cdot \text{H}_2\text{SO}_4$; it is decomposed by water into its two constituents. Gypsum dissolves very readily in a solution of sodium thiosulphate.

When gypsum is heated at about 120 — 130° it loses water and is converted into burnt gypsum or plaster of Paris. This well-known substance when mixed with water combines with it, evolving heat, and subsequently solidifies, taking the form of the vessel in which it is contained. It is therefore largely used for ornamental plaster work, for making plaster casts, and as a cement. It was formerly supposed that the plaster consisted of anhydrous calcium sulphate, and that the setting was brought about by the direct combination of this with two molecules of water, reforming gypsum, but the researches of Le Chatelier¹ have shown that the properly burnt plaster still contains about 7—8 per cent. of water and consists of the hemihydrate $2\text{CaSO}_4 \cdot \text{H}_2\text{O}$. When this is mixed with water part of the hydrate, which is much more soluble than either the anhydrous salt or the hydrate with two molecules of water, dissolves in the water to form a saturated solution. This solution, however, is supersaturated with respect to the hydrate $\text{CaSO}_4 \cdot 2\text{H}_2\text{O}$, and some of the dissolved salt crystallises out in this form, thus allowing the water to dissolve more of the hemihydrate; the same process is then repeated until the whole of the hemihydrate is converted into gypsum. The latter separates in long thin prisms which interlace to form the solid cake which remains. According to Rohland, however, the hardened mass, after setting, must be regarded as a solid solution of the calcium sulphate in water.²

If the gypsum be heated too strongly in the burning it only takes up water very slowly and is said to be dead-burnt; this is due to the whole of the water having been driven off, leaving the anhydrous calcium sulphate. Such plaster when exposed to moist air gradually takes up 6—7 per cent. of water, and if then mixed with water it sets slowly, but with a normal hardness.

Another form of the anhydrous sulphate is made by heating

¹ *Ann. des Mines*, 1887, 345.

² *Zeit. anorg. Chem.* 1904, 40, 182.

gypsum above the temperature of decomposition of the hemihydrate, but below that of the "dead-burnt" sulphatè. This is known as hydraulic or Estrich gypsum, and when mixed with water only hardens after an interval of days or weeks. It occurs in pseudomorphs after the hemihydrate and appears to be intermediate in properties between the soluble and insoluble or "dead-burnt" anhydrite (van't Hoff).¹

An artificial calcium sulphate is now prepared by precipitating a solution of calcium chloride with dilute sulphuric acid, and is sold under the name of pearl hardening or annaline. It is used by paper-makers as a filling for writing paper. In addition to its employment for plaster work and casts, gypsum is also used as a manure.

Calcium Potassium Sulphate, $\text{CaSO}_4, \text{K}_2\text{SO}_4, \text{H}_2\text{O}$. This compound is formed when the solutions of the two salts are mixed together (H. Rose) and occurs as the mineral syngenite. When an intimate mixture of equal weights of the anhydrous salts is stirred up with less than its weight of water, the mass becomes so suddenly solid that it cannot be poured out of the vessel. If four to five parts of water are employed, the solidification takes place somewhat more slowly but still more rapidly than in the case of gypsum alone. Casts made of this mixture possess a polished surface and are in this respect superior to those made of gypsum.

Double salts, $\text{K}_2\text{SO}_4, 2\text{CaSO}_4, 3\text{H}_2\text{O}$ and $\text{K}_2\text{SO}_4, 5\text{CaSO}_4, \text{H}_2\text{O}$, are also known.²

Calcium Sodium Sulphate, $\text{CaSO}_4, \text{Na}_2\text{SO}_4$, occurs in nature as the mineral glauberite. Sodium sulphate does not act upon plaster of Paris as potassium sulphate does. If, however, a mixture of one part of precipitated calcium sulphate and fifty parts of Glauber's salt be heated to 80° with twenty-five parts of water, a mass of needle-shaped crystals is obtained, which have the formula $\text{CaSO}_4, 2\text{Na}_2\text{SO}_4, 2\text{H}_2\text{O}$, and these when further heated are transformed into small crystals of glauberite (Fritzsche).

Calcium Thiosulphate, $\text{CaS}_2\text{O}_3, 6\text{H}_2\text{O}$, is prepared by heating calcium sulphite with sulphur and water. It forms six-sided triclinic prisms, soluble in their own weight of cold water. When the solution is heated to 60° the salt is decomposed with separation of sulphur. This salt is used in the production of antimony cinnabar, Sb_2OS_2 .

¹ Compare Rohland, *Zeit. anorg. Chem.* 1903, **35**, 194; **36**, 332.

² van't Hoff, *Sitzungsber. K. Akad. Wiss. Berlin*, 1904, 935; 1905, 305.

CALCIUM AND THE ELEMENTS OF THE NITROGEN GROUP
AND BORON.

255 *Calcium Nitride*, Ca_3N_2 .—Calcium at a dull red heat combines vigorously with nitrogen, forming this compound, the metal becoming incandescent. The preparation is best effected in a nickel tube, the calcium being placed in a nickel boat or dish. The nitride forms brownish yellow microscopic crystals and has the sp. gr. 2.63 at 17° . It is decomposed by steam, forming ammonia and calcium hydroxide and hence this compound supplies a means of converting atmospheric nitrogen into ammonia. It burns when heated in oxygen and is readily reduced by hydrogen and attacked by the halogens, sulphur and phosphorus.¹ The formation of this compound is utilised for the isolation of argon from the air (Vol. I., p. 916).

Calcium Nitrate, $\text{Ca}(\text{NO}_3)_2$.—The alchemist Baldewein, or Balduinus, first prepared this compound whilst searching for a method of absorbing the "Spiritus mundi." He dissolved chalk in nitric acid, and observing that the solid product became rapidly moist on exposure to air, concluded that this substance would prove to be of great power. In the year 1674 he noticed that the solid residue after being heated and then exposed to sunshine appeared luminous in the dark, and from this time the compound prepared as above was termed Baldwin's phosphorus. Calcium nitrate forms monoclinic crystals containing $4\text{H}_2\text{O}$, is very deliquescent, and dissolves readily in alcohol as well as in water. The anhydrous salt is a white porous mass, and is often found as an efflorescence on the walls of stables and other places through which urine and other organic liquids percolate. The name lime-saltpetre, or wall-saltpetre, has been given to this salt, which was formerly universally employed for the artificial preparation of nitre.

An amount of this salt corresponding with 1500 kilos. of nitric acid is now (1907) made daily in Norway by an electrical process from the nitrogen of the air.² In the form of a basic salt with lime it acts as an excellent fertiliser.

Calcium Phosphide.—An impure phosphide is prepared by heating lime to a moderate red heat in a Hessian crucible, through the lid of which passes a piece of gas pipe reaching to

¹ Moissan, *Compt. Rend.* 1898, 127, 497.

² Witt, *Die Chemische Industrie*, 1905, 28, 699.

the bottom, and sufficiently wide to allow of the passage of sticks of phosphorus which are added in pieces weighing about 15 grams.¹ It forms a very hard dark mass which is decomposed by water with formation of liquid hydrogen phosphide, P_2H_4 , and is employed for the preparation of this substance (Vol I., p. 625). A crystalline phosphide, Ca_3P_2 , corresponding in composition with the nitride is formed when calcium phosphate is reduced by lampblack in the electric furnace, and the amorphous compound is formed when phosphorus vapour is passed over heated calcium. It yields pure phosphine with water and burns in oxygen at 300° .²

Phosphates of Calcium.—The phosphates of calcium are all decomposed by water, the solid residue in contact with the solution being an equilibrium mixture, the composition of which depends on the concentration of phosphoric acid and calcium in the solution. Thus at 25° , the monocalcium and dicalcium salts can exist together in equilibrium with a solution containing 77 grams of CaO and 317 grams of P_2O_5 per liter. With a greater proportion of acid the monocalcium salt alone is stable, with a lower proportion, the dicalcium salt. When the concentration of acid is still further diminished the solid residue is probably a solid solution of lime and the dicalcium salt.³

When the pure salts are treated with water, the dicalcium salt is decomposed to a smaller extent than either the mono- or tri-calcium salt.⁴

Normal Calcium Orthophosphate or Bone-phosphate, $Ca_3(PO_4)_2$.—This compound occurs together with calcium fluoride in apatite, $3Ca_3(PO_4)_2 \cdot CaF_2$ or $Ca_3(PO_4)_2 \cdot Ca_2(PO_4)F$, in which a portion of the fluorine is sometimes replaced by chlorine. Phosphorite and estramadurite are massive varieties of apatite which occur in Estramadura, in Spain. Coprolites, which are found in many sedimentary deposits, and doubtless have an animal origin, consist mainly of calcium orthophosphate. Another pure form of the same compound is the mineral osteolite, and it also occurs as sombrerite, a mineral found on some of the

¹ Gattermann and Haussknecht, *Ber.* 1890, 23, 1176.

² Moissan, *Compt. Rend.* 1899, 128, 787; Renault, *Compt. Rend.* 1899, 128, 883.

³ Cameron and Seidell, *J. Amer. Chem. Soc.* 1905, 27, 1503; Cameron and Bell, *J. Amer. Chem. Soc.* 1905, 27, 1512; 1906, 28, 1222.

⁴ Cameron and Seidell, *J. Amer. Chem. Soc.* 1904, 26, 1454; see also Rindell, *Compt. Rend.* 1905, 134, 112; Buch, *Zeit. anorg. Chem.* 1907, 52, 325.

small islands of the Antilles, especially Sombrero, and containing crystals of the mineral ornithite $\text{Ca}_3(\text{PO}_4)_2 \cdot 2\text{H}_2\text{O}$. Calcium phosphate is also the chief inorganic constituent of bones, forming about 80 per cent. of burnt bones; the other constituents being magnesium phosphate, calcium carbonate, and calcium fluoride.

Pure calcium phosphate is obtained as a white precipitate by adding an excess of common sodium phosphate to an ammoniacal solution of chloride of calcium. It is nearly insoluble in water but is decomposed by long contact with boiling water into an insoluble basic residue and a soluble acid salt. This decomposition takes place slowly in the cold, and for this reason an exact determination of the solubility of the orthophosphate is impossible.¹ Calcium orthophosphate dissolves readily in water containing ammoniacal salts, sodium nitrate, common salt, and other salts. It is also readily soluble in all acids, even in aqueous carbonic acid. This explains the absorption of the calcium phosphate by the roots of plants; it is then accumulated in the seeds and fruits.

Dihydrogen Dicalcium Orthophosphate, $\text{H}_2\text{Ca}_2(\text{PO}_4)_2$ or HCaPO_4 .—When a solution of calcium chloride is mixed with one of ordinary sodium phosphate, a white crystalline precipitate of the above compound containing $4\text{H}_2\text{O}$ is thrown down. This compound occurs in urinary concretions, and is sometimes deposited from urine in microscopic crystals grouped in rosettes or stellæ, and known as stellar phosphate. It is scarcely affected by cold water.

Tetra-hydrogen Calcium Phosphate, $\text{H}_4\text{Ca}(\text{PO}_4)_2$.—This salt is obtained in rhombic tablets by dissolving either of the foregoing salts in the requisite quantity of phosphoric acid and allowing the solution to evaporate spontaneously, or by crystallisation at 160° of a solution of calcium carbonate in orthophosphoric acid in which the ratio $\text{P}_2\text{O}_5 : \text{CaO}$ is 4:6.² If this be treated with cold water it is partially decomposed into the hydrated dicalcium salt, whilst with boiling water the same salt is produced in the anhydrous form (Erlenmeyer).³

Superphosphate of Lime.—A mixture of the last mentioned compound and calcium sulphate is manufactured on the large scale, and known in commerce as *superphosphate of lime*. It is

¹ R. Warington, *Journ. Chem. Soc.* 1873, 983.

² Basset, *Proc. Chem. Soc.* 1906, 315.

³ See also Viard, *Compt. Rend.* 1898, 127, 178.

usually prepared by acting on bone-ash, coprolites, phosphorites, or other form of mineral phosphate with two-thirds of its weight of sulphuric acid. This mixture is largely employed as a manure, especially for root crops. About 797,346 tons of superphosphates were manufactured in Great Britain in 1906, the average value being about £2 10s. per ton.

Calcium Ammonium Phosphate, $\text{Ca}(\text{NH}_4)\text{PO}_4 \cdot 7\text{H}_2\text{O}$, is precipitated when an ammoniacal solution of ammonium phosphate is added to a solution of calcium chloride in citric acid. It is readily decomposed by water.¹

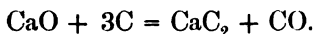
Calcium Hypophosphite, $\text{Ca}(\text{PO}_2\text{H}_2)_2$, is used in medicine and is prepared by boiling phosphorus with milk of lime. On evaporating the clear solution, the salt crystallises in bright, six-sided monoclinic prisms.

Calcium Arsenide, Ca_3As_2 , corresponds in composition with the phosphide and is obtained in a similar manner. It is a transparent reddish brown crystalline mass of sp. gr. 2.5, and is decomposed by water with production of arsine and calcium hydroxide. When heated in excess of oxygen it burns brilliantly, forming calcium arsenate.²

Calcium Boride, CaB_6 , is obtained by the reduction of calcium borate with aluminium and carbon in the electric furnace. It forms a black powder consisting of transparent, microscopic crystals of sp. gr. 2.33, which are sufficiently hard to scratch rubies. It is not affected by water, but is readily attacked by chlorine at a red heat and by many oxidising agents, and burns when strongly heated in the air.³

CALCIUM AND CARBON.

256 *Calcium Carbide*, CaC_2 .—This compound was obtained by Moissan by heating pure lime and sugar charcoal to a very high temperature in an electric furnace, the following reaction taking place :



It is best prepared pure by passing acetylene into liquid ammonia containing metallic calcium⁴ and heating the resulting

¹ Lasne, *Bull. Soc. Chim.* 1902 [3], 27, 131.

² Lebeau, *Compt. Rend.* 1899, 128, 95.

³ Moissan and Williams, *Compt. Rend.* 1897, 125, 620.

⁴ Moissan, *Compt. Rend.* 1898, 127, 911.

compound, $\text{CaC}_2, \text{C}_2\text{H}_2, 4\text{NH}_3$, or by the action of acetylene on calcium hydride, the compound $\text{CaC}_2, \text{C}_2\text{H}_2$ being first formed.¹

It forms colourless transparent crystals,² melts at a higher temperature than platinum, and is decomposed by water with formation of the hydrocarbon acetylene:³



Calcium carbide is formed in small amount during the electrolysis of calcium chloride or fluoride with a carbon cathode. It acts as a strong reducing agent.

A crude carbide is now prepared on the large scale by heating a mixture of limestone with coke or small coal in an electric furnace, the product having a greyish-black appearance. The chief impurities of this material are sulphide, phosphide and silicide of calcium, the silicides of carbon and iron, and graphite.⁴ It is employed for the preparation of acetylene for lighting purposes, the illuminating power of this gas being 12—15 times greater than that of ordinary coal-gas.

Calcium Carbonate, CaCO_3 .—This compound occurs widely distributed and in enormous masses in nature, forming whole mountain ranges, being found as limestone of various kinds, marble, calc-spar, and chalk. It also forms the greater part of egg-shells, shells of mollusca and coral, and is contained together with calcium phosphate in burnt bones. Calcium carbonate is dimorphous: it exists in the first place as *calc-spar*, which has a specific gravity varying from 2.70 to 2.75, and crystallises in forms of the hexagonal system (Class 19, p. 185). Some of the more important of these are seen in Figs. 181—189, a common twin-crystal being shown in Fig. 188. The primary form, Fig. 181, is a rhombohedron having angles of $104^\circ 5'$ and $74^\circ 5'$. The second form of calcium carbonate is known as *aragonite*, having a specific gravity of from 2.92 to 3.28, and crystallising in the form of rhombic prisms, Fig. 190. Another crystalline form often exhibited by aragonite is that of the penetration twins shown in Fig. 191. A distinction between the two minerals was first drawn by Werner in 1788, and Hatly showed somewhat later that they crystallised in two distinctly different forms. For many years this difference was believed

¹ Moissan, *Compt. Rend.* 1903, **136**, 1522.

² Moissan, *Compt. Rend.* 1898, **127**, 917.

³ *Compt. Rend.* 1894, **118**, 50.

⁴ Le Chatelier, *Bull. Soc. Chim.* 1897 [3], **17**, 793; Moissan, *Bull. Soc. Chim.* 1899 [3], **21**, 865.

to be due to the presence of strontia in aragonite, and it was not until 1819, when Mitscherlich discovered the law of dimorphism, that it was satisfactorily understood.

When a calcium salt is precipitated by the carbonate of an alkali metal, or when carbon dioxide is passed through lime-water, the precipitate which falls down is at first flocculent and amorphous, but gradually becomes crystalline, forming either calcite or aragonite, according to the temperature of precipitation

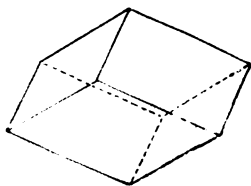


FIG. 181.

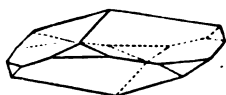


FIG. 182.

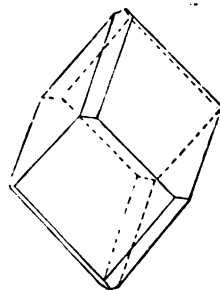


FIG. 183.

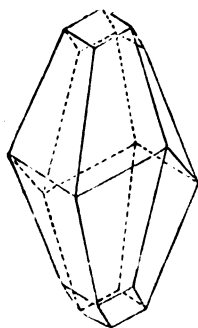


FIG. 184.

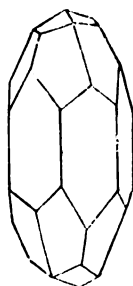


FIG. 185.

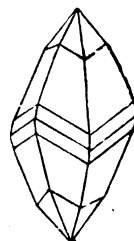


FIG. 186.

and the nature and concentration of the calcium salt and of the alkali carbonate used.¹ That formed by passing a small quantity of carbon dioxide through cold lime-water soon becomes crystalline, the crystals being those of calc-spar, whilst aragonitic crystals are deposited when the lime-water is hot (G. Rose). Calc-spar crystals are deposited when a solution of calcium carbonate in carbonic acid is allowed to evaporate spontaneously

¹ Adler, *Zeit. angew. Chem.* 1897, **14**, 431; Meigen, *Chem. Centralblatt*, 1903, **II**, 1411; 1905, **I**, 1363; Linck, *Zeit. Kristal.* 1906, **41**, 633.

at the common temperature; but if the solution be heated to 90° aragonite crystals separate out.

Calcite appears to be the more stable form of the two and the change from aragonite to calcite which occurs at about 470°

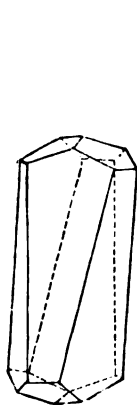


FIG. 187.

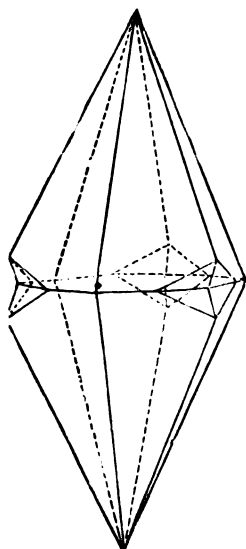


FIG. 188.

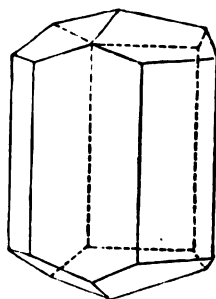


FIG. 189.

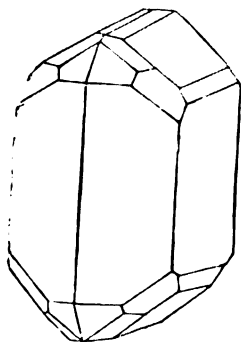


FIG. 190.




FIG. 191.

when aragonite is slowly heated¹ is accompanied by the evolution of a small amount of heat.²

One liter of water dissolves 14 milligrams of calcium carbonate

¹ Boeke, *Zeit. anorg. Chem.* 1906, **51**, 244.

² Foote, *Zeit. physikal. Chem.* 1900, **33**, 740.

at 18°. In presence of free ammonia or ammonium carbonate it is still less soluble. On the other hand, it readily dissolves in water containing carbonic acid in solution, this phenomenon having been first investigated by Cavendish in 1767. The increased solubility in presence of carbon dioxide probably depends on the formation of calcium bicarbonate $\text{Ca}(\text{HCO}_3)_2$.

The amount of calcium carbonate dissolved increases with the partial pressure of the carbon dioxide up to a certain maximum, which, according to Treadwell and Reuter,¹ is 1.15 gram of calcium carbonate per liter at 15°. When the partial pressure of the carbon dioxide is zero, the solution at 15° contains 0.385 gram of calcium bicarbonate (0.238 gram of calcium carbonate) per liter, there being no free carbon dioxide in the solution.

When calcium carbonate is heated to about 550° it commences to decompose into quicklime and carbon dioxide, but if the latter is not removed the decomposition is not complete, even if the temperature be raised considerably (p. 130). The pressure of carbon dioxide amounts to one atmosphere at 825°.

When heated to 1400° under a pressure of 30 atmospheres of carbon dioxide, the carbonate sinters and partially decomposes but does not melt.²

Calcium Cyanamide, CN.NCa .—A crude calcium cyanamide is made by heating calcium carbide in atmospheric nitrogen or by passing nitrogen over a mixture of lime and carbon at about 2000°.³ The absorption of nitrogen by the carbide is greatly accelerated by the presence of calcium chloride⁴ and similar substances. It forms a black powder and contains 14—23 per cent. of nitrogen. This material is used as a fertiliser, the nitrogen becoming available for the plant in the form of ammonia.

CALCIUM AND SILICON.

257 *Calcium Silicide*, CaSi_2 , was first prepared in an impure state by Wöhler⁵ by the action of sodium on fused calcium chloride and silicon, but was obtained pure by Moissan and Dilthey,⁶ who

¹ *Zeit. anorg. Chem.* 1898, **17**, 170, where the literature of the subject is quoted.

² Bocke, *Zeit. anorg. Chem.* 1906, **50**, 247.

³ German Patent 150,878. *Chem. Soc. Abst.* 1904, i. 562.

⁴ German Patent 163,320 (Nov. 1, 1901). See also Bredig, *Zeit. Elektrochem.* 1907, **13**, 69.

⁵ *Annalen*, 1863, **125**, 255 ; **127**, 258.

⁶ *Compt. Rend.* 1902, **134**, 503.

heated lime with an excess of silicon in a graphite t in an electric furnace. It forms a crystalline mass of colour and metallic lustre, is as hard as quartz, an sp. gr. 2.5. It is very slowly attacked by water, with of pure hydrogen, but is rapidly acted on by concentra chloric acid, hydrogen and silicon hydride being ev silicone produced. It can be made to burn in the ox flame, is decomposed at a red heat by hydrogen cl by chlorine, and ignites spontaneously in fluorine.

Silicates of Calcium.—These compounds exist in mineral silicates, certain of these consisting mai altogether of silicates of calcium and isomorpho Among the more important of these are wollastonit okenite, $\text{CaH}_2\text{Si}_2\text{O}_6 \cdot \text{H}_2\text{O}$; xonalite, $4\text{CaSiO}_3 \cdot \text{H}_2\text{O}$; lite, $4\text{H}_2\text{CaSi}_2\text{O}_6 \cdot \text{KF} \cdot 4\text{H}_2\text{O}$. Le Chatelier¹ has also the following anhydrous silicates artificially: CaSiO $\text{Ca}_3\text{Si}_2\text{O}_7$, and Ca_3SiO_5 .

Calcium Sodium Silicate occurs in many localities i in the mineral pectolite, $4\text{CaO} \cdot \text{Na}_2\text{O} \cdot \text{H}_2\text{O} \cdot 6\text{SiO}_2$, w easily to a transparent glass and is interesting as c ing most nearly to artificially produced ordinary glass.

Calcium Borosilicates occur native as danburite, 2SiO_2 , and as datolite, $\text{CaO} \cdot \text{B}_2\text{O}_3 \cdot 2\text{SiO}_2$, both of w readily to a clear glass and are interesting in their i the borosilicate glass hereafter described.

HYDRAULIC MORTARS AND CEMENTS

258 *Hydraulic Mortars.*—When limestone contains 1 8 per cent. and upwards of clay, the lime obtained fro a mortar which has the property of setting under wa therefore known as *hydraulic mortar*. Such mortars be obtained from "fat" lime by mixing it with certai thus many Roman buildings are still standing which tructured with a hydraulic mortar prepared from li volcanic tufa termed *puzziolana*, found at Puzzuoli, ne and consisting of a mixture of various silicates. This described both by Pliny and Vitruvius. In place of p baked clay and numerous other silicates may be empl

¹ *Annales des Mines*, 1887, 345.

Cements.—These substances, which differ from hydraulic mortars inasmuch as they do not contain any admixture of free lime, are obtained either by the careful heating of argillaceous limestone, or by calcining a mixture of a suitable clay with the requisite quantity of limestone. *Roman cement*, originally manufactured by James Parker in 1796, was prepared in the former manner, the crude material employed being originally the clay nodules found on the coast of Essex and Kent, termed *septaria*. *Portland cement* is manufactured from limestone and clay, most of the manufacture in this country being carried out in the valley of the Medway, the river mud of which is very suitable for the purpose. The limestone and clay are ground together, and the mixture, termed “slip” or “slurry,” after drying is carefully burnt in a kiln; the fuel employed is coke, alternate layers of the mixture and fuel being placed in the kiln. The carbon dioxide is thus completely eliminated, and the lime formed combines with the clay, forming chiefly calcium silicate and aluminate. The cement clinker drawn from the kiln is broken up and then ground between millstones. The following analyses of English (1 and 2) and German (3 and 4) Portland cements give the composition of the substance:—

	1.	2.	3.	4.
Lime	59·06	55·06	62·81	57·83
Silica	24·07	22·92	23·22	23·81
Alumina	6·92	8·00	5·27	9·38
Ferric oxide	3·41	5·46	2·00	5·22
Magnesia	0·82	0·77	1·14	1·35
Potash	0·73	1·13	} 1·27	0·59
Soda	0·87	1·70		0·71
Calcium sulphate	2·85	1·75	1·30	1·11
Clay	} 1·47	} 2·27	} 2·54	} —
Sand				

When the powder is mixed with water to a paste it heats somewhat, and the mixture if left at rest stiffens in a few hours and continues to harden, becoming solid within a day, and gaining considerable strength within a week, but it does not attain its full hardness for many months. Nothing further than water is required for the setting, and the water is all absorbed; the cement will consequently set in a closed space or under water and therefore goes by the name of Hydraulic Cement. It is much stronger than ordinary mortar and is

chemically a different body. The cement is used for making large blocks widely employed for engineering and building works, for constructing water-tight tanks and chemical plant, and for making thin porous diaphragms for the electrolytic preparation of the alkalis.

The Setting of Cements.—The cause of the setting of cements has been the subject of much discussion and the explanations formerly given were very incomplete, but the researches of Le Chatelier¹ have thrown considerable light on the subject. He examined the action of polarised light on the crystalline substances which can be observed under the microscope in Portland cement, and compared these optical properties with those of a number of calcium silicates and aluminates which he prepared artificially. From these experiments he concluded that the chief constituents of cement are tricalcium orthosilicate, $3\text{CaO}, \text{SiO}_2$; tricalcium aluminate, $3\text{CaO}, \text{Al}_2\text{O}_3$; and tricalcium aluminoferrite, $3\text{CaO}, 2(\text{Al}, \text{Fe})_2\text{O}_3$, properly made cement containing no free lime. On the other hand S. B. and W. B. Newberry² consider that the essential constituents of the cement are the tricalcium silicate and dicalcium aluminate. On the addition of water, the calcium compounds are decomposed with formation at first of free calcium hydroxide, and there are then formed crystalline hydrated calcium silicate and aluminate, the crystals of which form an interlaced mass, thus bringing about the setting of the cement. The setting takes place long before the formation of the hydrated crystals is complete, and as the action goes on the cement becomes continuously harder. There is therefore no such difference between the setting and hardening actions as in the case of ordinary mortar.

GLASS.

259 Ordinary glass consists essentially of a mixture of the silicates of calcium and of the alkalis, although for special purposes the calcium silicates may be wholly or partly replaced by numerous other silicates, and phosphoric and boric acids may be in part substituted for silicic acid. The subject of the composition and manufacture of glass may therefore be conveniently considered here.

¹ *Annales des Mines*, 1887, 345.

² *J. Soc. Chem. Ind.* 1897, 16, 887.

Glass differs from the simple silicates of which it is composed, inasmuch as it is almost insoluble in water and acids. It fuses at a high temperature, and on cooling passes through all stages of viscosity until the solid state is reached, and whilst in the plastic condition can not only be shaped and cut, but may also be readily welded, the gentlest contact serving to effect a permanent junction. As glass may be varied in composition by imperceptible degrees, it is clear that it is not composed of single substances in a vitreous condition like fused silica SiO_2 , or fused boric anhydride B_2O_3 , but of a mixture of various substances such as $\text{CaO}, \text{Na}_2\text{O}, 6\text{SiO}_2$ with Na_2SiO_3 or CaSiO_3 and SiO_2 , forming together a complex solution the components of which have so feeble a rate of crystallisation that when cooled no separation takes place from the melt, which gradually becomes vitreous and solid, so that no definite solidifying or melting point is observed. Certain kinds of glass, however, contain components which have a quicker rate of crystallisation, and when these components separate the glass is said to devitrefy.

Historical.—The manufacture of glass appears to have been discovered by the Egyptians, although the ancients themselves attributed the discovery of glass-making to the Phœnicians. Glass vessels of various sizes, both colourless and coloured, have been found in Egyptian tombs which belong to an age prior to that in which the Phœnicians occupied themselves with glass-making. Indeed, the latter nation appear rather to have been engaged in exporting the glass made in Egypt, and especially at Thebes, into different parts of the ancient world, than to have established any original manufacture of their own. In the tombs of Beni Hassan near Thebes, which were built more than 2000 years B.C., we find paintings representing Egyptians carrying on the processes of glass-blowing. From these, as well as from the glass vessels which are found in the tombs, it appears that the Egyptians were not only acquainted with the art of glass-making and of working in glass, but likewise with that of cutting and colouring glass, by which they imitated precious stones. Thus an urn has been found made of white glass and ornamented with patterns in white and in light- and dark-blue glass showing the ring of Thoutmosis, who reigned in the 17th century B.C. Specimens illustrating all the stages of the process of glass-

making, and dating from about 1400 B.C., have been found at Tell el Amarna.¹

Aristophanes is the first Greek author who mentions glass (*ὑάλος*), *i.e.* a drop of rain, and in his *Clouds* he refers to a glass lens which was used as a burning-glass. Amongst Latin authors, Cicero is the first to mention Egyptian glass, and we find that at the time of Augustus the Egyptian glass was highly valued in Rome, so much so that when this emperor subdued Egypt (29 B.C.), a portion of the tribute was ordered to be paid in glass; this material afterwards being so highly valued by the Romans that Aurelius levied an import duty upon it.

Glass works were established in Italy, France, and Spain at an early date. These glass-houses, however, only manufactured common objects for everyday use, and it was not until after the introduction of Egyptian workmen to Rome that artistic glass-ware was made in Europe. This took place during the reign of Tiberius, and the art made such rapid progress that in the time of Nero, Roman glass rivalled in every respect the original Egyptian manufacture. According to Pliny, Egyptian soda and sand were employed in the manufacture of glass, and he remarks that in India rock-crystal was used for this purpose, and that in his time the material which was most highly valued for making glass was that which approached most nearly to this mineral; manganese was used as a decolorising agent and the materials employed to produce coloured glasses were identical with those which are at present in use.

After the fall of the Western Empire the glass manufacture followed Constantine to Byzantium, and for five centuries the Eastern capital became a renowned seat of the glass manufacture. On the decay of the Empire of the East, the glass-makers wandered to various parts of Europe, many being attracted to the Venetian Republic. Here glass-making greatly flourished. As a protection against fire, as it is said, the manufacture of glass was removed in the year 1289 from the city of Venice to the adjacent island of Murano, and here during the 16th and 17th centuries the Venetian glass-manufacture attained its highest development, the elaborate productions of Venetian art becoming famous throughout the civilised world. No less

¹ For further information see Sir Gardner Wilkinson, *The Manners and Customs of the Ancient Egyptians*, vol. iii. p. 88, edit. 1837; and *Tell el Amarna*, by W. M. F. Petrie (London, 1894).

than 8,000 men were, it is stated, employed at that time in the manufacture, and so important did this branch of Venetian trade become, that strict laws were promulgated to prevent the secrets of glass-making from becoming known to foreign workmen, the supervision of the glass-houses being confided to the chief of the Council of Ten. The Venetian glass-industry received, however, a check in the 17th century, from which it has only in recent years recovered.

In the early Middle Ages an independent manufacture of glass arose in Germany, and glass-painting is entirely of German origin; the manufacture of glass mirrors appears also to be a German invention. At first the glass was coated with a plate of metal, and it was not until the 15th century that the present process was introduced. In addition to table-glass and window-glass, artificial gems, glass rings, and other objects of art were manufactured in Germany. Agricola, in his treatise *De re Metallica*, published in the year 1530, gives the first drawing of the interior construction of a glass-furnace, and in this work as well as in Mathesius' *Sarepta or Bergpostill* (1564), we find explicit and interesting directions concerning the manufacture of glass as carried on in Venice, Germany, and Bohemia. In the last-named country the glass-industry began to flourish in the 16th century, the purity of the quartz occurring there enabling manufacturers to produce the colourless glass for which the Bohemian glass-houses have long been famous and in which they still excel. When the Venetian glass-manufacture fell into decay, Bohemian glass replaced Venetian, but in time the Bohemian manufacture again suffered a relapse, owing to the heavy import duties which were levied upon glass-wares as well as to the fact that other governments held out inducements to the Bohemian workmen to settle in foreign countries; like the Venetian manufacture, it is only in recent years that the Bohemian glass-industry has recovered its original position.

In the meantime many of the German princes patronised the glass-makers, and each became celebrated for some peculiar manufacture. Thus a glass-house at Potsdam was well known for its manufacture of ruby glass. This glass-house was established under the direction of Joh. Kunkel, and in 1685 he published the first edition of his *Ars Vitrarya Experimentalis*, in which he gave a translation of the collection of receipts published at Florence by Antonius Neri in 1612 and added to them remarks of his own and those of E. Merret.

Glass-works were also set up in France at an early date, but it was not until the 18th century, when workmen were introduced from Germany, that a pure kind of French glass-ware was made. De Nehou in 1688 erected a glass-works at Paris; this was afterwards removed to St. Gobain, where it soon became and still remains the most important plate-glass works in the world.

The first manufacture of glass of which we hear in England is that of window-glass established in the 15th century. The product cannot, however, have been very good, for in an old deed made in 1439 by the Countess of Warwick and a glazier of Westminster named Prudde, it is distinctly stipulated that no English window-glass is to be used. In the reign of Elizabeth, French artists were brought to London, and these carried on their trade of making window-glass at Crutched Friars in 1557, whilst flint-glass was first manufactured at a glass-house at Savoy House in the Strand. Mirror-glass, used for looking-glasses, coach-windows and similar purposes, was first manufactured in England at Lambeth by Venetian workmen brought over in 1670 by the Duke of Buckingham. The first large plate-glass works were established in 1771 at St. Helens under the name of the Ravenshead or the British Plate-glass Company, and this company continues to flourish up to the present time.

The glass-industry was introduced into Russia in the 17th and 18th centuries by German and Bohemian workmen. In the United States the same manufacture appears to have been established by Robert Hewes, a citizen of Boston, who erected a glass-house in the forest which existed in New Hampshire. The manufacture of Hewes does not seem to have been successful, and in 1800 another attempt was made to establish a glass-house at Boston, which also failed, until a German of the name of Lint took charge of the works in 1803, and the State of Massachusetts agreed to pay a bounty on all glass manufactured by him.

260 *The Materials used in the Glass Manufacture.*—Silica is used in the forms of quartz, ignited flints, white sand and ordinary sand. Potash is used in the form of purified potashes. Soda was used, in the form of the native carbonate, trona, by the Egyptians, and in the form of artificial carbonate made from kelp by the early European glass-makers until 1831, when the cheaper soda ash made by the Leblanc process was

used. More recently the soda has been added in the form of sulphate. Laxmann in 1764 tried to use the native sodium sulphate from Siberian salt-lakes, and in 1803 Baader succeeded in employing salt-cake made as in the Leblanc soda process; and when in 1856 Pélouze found a method of obtaining salt-cake practically free from iron, the use of salt-cake became almost general. Only the soda of the sodium sulphate mixes and combines with the other glass materials, as carbon is specially added to reduce the sulphuric anhydride, and the gaseous products thus formed escape with the furnace gases; no practicable process has been suggested by which the sulphur compounds can be condensed and utilised. Lime is used in the form of calc-spar, marble, chalk or limestone. Lead is used as red-lead, white-lead, and litharge.

It is almost impossible to obtain materials perfectly free from iron, and as ferrous oxide, even in small quantities, imparts to glass a deep green tint, whereas ferric oxide gives to the glass a light yellow colour, scarcely visible when present in small quantities, and carbon imparts to the glass a deep yellow or brown tint, a decolorising agent is generally added with the object of oxidising the iron and the carbon; for this purpose manganese dioxide (pyrolusite), arsenious oxide or saltpetre is used in the manufacture of lime-glass, whilst red-lead is employed in the manufacture of flint-glass.

261 Composition of Glass.—The several kinds of glass commonly met with may be roughly divided according to their composition into four chief varieties:

I. Soda-lime glass; II. Potash-lime glass; III. Potash-soda-lime-iron glass, whose composition is regulated mainly by the cheapness of the raw materials available; and IV. Potash-lead glass. The following table shows the composition of these kinds of glass:

	SiO ₂ .	K ₂ O.	Na ₂ O.	CaO.	PbO.	(Al,Fe) ₂ O ₃ .
I.	71-78	0-2	12-17	5-15	—	1-4
II.	72-76	12-15	0-3	8-10	—	1
III.	60-65	3-5		18-20	—	6-11
IV.	40-50	8-11	—	—	38-53	1

I. *Soda-lime glass* is remarkable for the comparatively low temperature at which it fuses and the consequent ease with which it can be worked and also by its cheapness, while it can be obtained as clear and colourless as the more expensive kinds of

glass. Owing to the ease with which it may be blown, welded and otherwise worked with simple sources of heat, it is used for making glass tubes and laboratory apparatus. On the large scale it is employed as window-glass and plate-glass, and is then known as crown glass. Its specific gravity varies from 2.4 to 2.6, and its refractive index is about 1.530 for the D line.

II. *Potash-lime glass*, or *Bohemian glass*, possesses a high fusing point and requires a high temperature to work it; it is less acted upon by solvents than the other kinds of glass. The above properties fit it especially for the manufacture of chemical apparatus, and in particular for combustion tubes.

III. *Common or bottle glass* is distinguished by its yellow, brown or green colour, due to the iron and other impurities present in the cheap raw materials used, such as common coloured sand, basalt, wood ashes, the residual alkaline and lime-salts from alkali works, gas works and soap works, common salt, salt-cake, clay and rocks containing felspar. The iron silicate being comparatively easily fusible allows of the diminution of the more costly alkali silicates. This glass is more difficultly fusible than soda-lime glass and is also more readily attacked by acids.

IV. *Potash-lead glass*, *Flint glass*, *Crystal* or *Strass* is distinguished by being very fusible and easily worked, although the heating must be done in an atmosphere free from reducing gases, as these reduce the lead silicate to metallic lead, thus making the glass opaque and black. The glass has a higher specific gravity, viz., 3.0—3.8, brighter lustre, and greater refractive power, viz., 1.70—1.78, for the D line, than any of the preceding kinds of glass. *Crystal* contains an extra proportion of lead and is used for optical purposes, whilst *strass* contains a still larger proportion; these are distinguished by high refractive indices and great lustre. Lead glass is more easily attacked by aqueous solutions than the preceding kinds, and is therefore not suitable for chemical apparatus, although it is sufficiently resistant for the manufacture of many articles in common use, especially table glass.

Special glass of unusual composition.—Besides potash-soda lime-lead glass, many kinds of glass are made in which magnesium, zinc, barium, antimony, arsenic, aluminium, lithium, didymium, thallium, iron and manganese oxides replace partially or even completely the first-named oxides, and in which the silica is partially replaced by boric and phosphoric oxides.

Boro-silicate glass containing zinc and barium oxides is remarkably resistant to the action of water and is known as Jena glass. Another boro-silicate glass is used for high temperature thermometers. Many different glasses are used for optical purposes, their mean refractive index varying from 1.49 for a boro-silicate lime glass to 1.65 for a lead-barium silicate glass, their dispersion $C-F$ varying from 0.007 to 0.020. Phosphate-silicate glass containing alkali, alumina and baryta is used for microscopic objectives, and a remarkable glass consisting of a boro-silicate of barium, zinc and aluminium, and entirely free from alkalis, is used for photographic objectives. Other kinds of glass particularly transparent to the ultra-violet rays are used for astronomical objectives and special electric glow lamps. On the other hand a dark green glass containing ferrous oxide is quite opaque to radiant heat. Glass of particular shades of red, green and blue-violet are used in colour photography and glass of other shades is employed for isochromatic monotone photographs and for photographing microscopic objects after the use of particular stains. Lastly, glass of pure fused silica must be mentioned, of which articles are now manufactured on a considerable scale.

262 Thermal Expansion of Glass.—The necessity for annealing glass and the mode of preparation of toughened glass alike depend on the thermal expansion of the glass. A very interesting case of a glass nearly free from thermal expansion is found in quartz-glass obtained by fusing pure quartz in the oxyhydrogen flame or electric furnace, and drawing, welding and blowing the vitreous melt into the required forms. Such quartz glass vessels may be dropped white hot into cold water without cracking, *i.e.*, will withstand a sudden temperature change of over 1000°. The coefficient of expansion of quartz-glass per 1° C. is 0.00000052. Jena or resistance glass, now extensively used for making glass laboratory vessels, will withstand temperature shocks of 190° C., while Bohemian glass, having a higher thermal expansion, will barely stand shocks of 95° C. The thermal expansion of a glass depends upon its chemical composition and may be calculated from the percentage composition by multiplying each percentage by the following factors and summing the products;¹ the factors are:

¹ See Hovestadt, *Jenaer Glas* (Gustav Fischer, Jena, 1900).

B_2O_3	0.000,000,003
SiO_2	027
ZnO	060
P_2O_5	066
BaO	100
PbO	100
CaO	166
K_2O	283
Na_2O	333

An example of a special glass with a very low expansion coefficient, viz., 0.0000045, is the particular glass used for incandescent gas lamps.

For the manufacture of thermometers it is of great importance that the glass shall regain its original volume as rapidly as possible after it has undergone a change of temperature. Special glass for this purpose is now made under the name of Jena normal-glass which has the following composition :

B_2O_3	SiO_2	Na_2O	ZnO	CaO	Al_2O_3	Total
2.0	67.5	14.0	7.0	7.0	2.5	100.0

After being heated to 100° thermometers of this glass only show a depression of the zero of 0.06°, whilst ordinary thermometers show depressions of from 0.4 to 1.0°.¹

A further improvement is effected by enclosing within the thermometer bulb a small rod of another kind of glass having the same coefficient of expansion but a much larger thermal after effect, when the depression of the zero is corrected.² The importance of mercurial thermometers reading reliably at high temperatures has led to the introduction of instruments filled above the mercury with nitrogen, and the pressure exerted by this on the bulb has necessitated the use of glass of very high melting point. By careful attention to the composition of such glasses the range of thermometers has been gradually extended from 360° up to 450°, 550°, and in 1898 even 575°.

¹ *Zeit. Instrumenten Kunde*, 1883, 8, 377; 1891, 11, 330; 1892, 12, 402.

² Schott, *Zeit. anal. Chem.* 1898, 585.

THE MANUFACTURE OF GLASS.

263 The materials employed for the manufacture of the glass are first fritted together in melting-pots. These pots require great care in their preparation and are made of the most refractory kind of fire-clay, such as that found at Stourbridge. When charcoal or gas is used as fuel the pots are open (Fig. 192); when,



FIG. 192.




FIG. 193.



FIG. 194.

however, coal is employed, and especially in flint-glass making, the pots are hooded or covered at the top, having a mouth in front like a muffle as seen in Fig. 193. The melting-furnace is built of sandstone or of moulded blocks made of the purest fire-clay. The construction of the oldest form of glass-furnace, as used in

the time of Agricola, is shown in Fig. 194. It is hemispherical and is heated by a wood fire placed in the lowest opening. The second opening gives access to the melting-pot, whilst the space serves as the annealing oven. The small Bosc furnace, in which wood is employed as a fuel, shown in Fig. 195, was formerly common in Germany. The older glass furnaces were usually built in the form of a truncated cone, the top, from 60 to 80 feet in height, and from 40 to 50 feet in diameter at the base, the centre of the area being used as a melting-furnace, capable of holding from 5 to 10 glass-crucibles for melting the materials. The wood used as fuel was gradually replaced by coal, and this

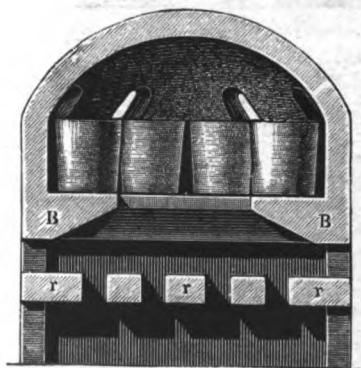


FIG. 195.




FIG. 196.

necessitated an alteration in the form of the furnace. In order to insure complete combustion and to bring about a sufficiently high temperature when the fuel used is coal, the arrangement shown in Fig. 196 is made use of, the whole of the furnace being enclosed in a conical chimney.

Figs. 197 and 198 show the construction of a modern flint-glass furnace in plan and in vertical section. In the plan view, large glass-pots are placed round the walls of the furnace, their mouths towards the outside, opposite corresponding holes in the external wall of the furnace, so that the molten glass can be readily withdrawn. A small pot is placed above the furnace. The grate for the coal fire is situated in the centre

furnace and the flames striking on the arch or crown E (Fig. 198) play round each pot and find their way through the flues (F) in the pillars into the common chimney.

Amongst modern glass-furnaces that invented by Siemens is the most successful. Fig. 199 shows the gas generator, which is situated at some distance from the melting-furnace. In this the coal falls down through the opening (g) on to the inclined plane (bb), whence it passes on to the bars (cc) of the furnace.




FIG. 197.

Here an incomplete combustion takes place and the coal lying above the grate undergoes dry distillation; the gases pass through the flues (c) (D) and (E), and are led into the melting-furnace, the construction of which is seen in Fig. 200. Here the gas passes at first through the flue (c') to the regenerator (D'), where it is heated, and thence passes by the flues (E' F') into the furnace, whilst the air necessary for the combustion of the gas is allowed to enter through the air passages; the




FIG. 198.

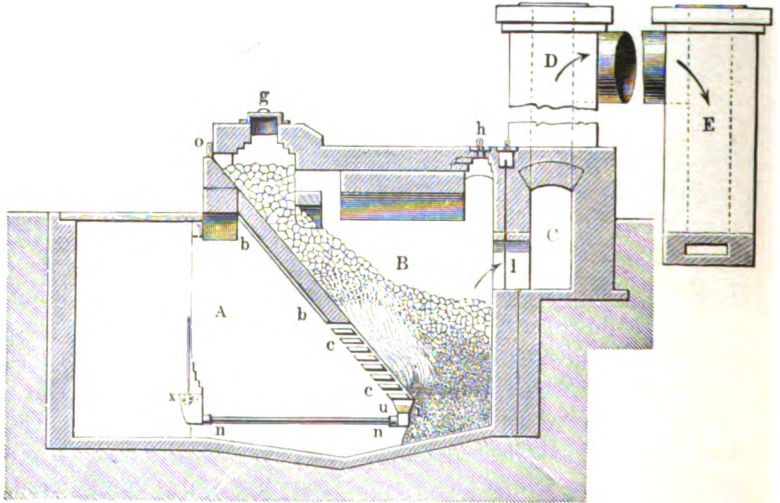


FIG. 199.

products of combustion pass from the furnace by a flue not shown, but placed behind (F') and thence by the flue (e') to the second regenerator (d') and so to the flue (c') and to the chimney. After about twenty minutes the regenerator (D') has




FIG. 200.

cooled, while the regenerator (d') has been heated to a considerable temperature, and by now altering the position of large valves in the several flues, the direction of the gas is reversed, so that it is heated on its way to the furnace by the

regenerator (d'), while the waste gases from the furnace impart a portion of their heat to the regenerator (d').

Fig. 201 shows a vertical cross section, Fig. 202 a horizontal section, and Fig. 203 a vertical longitudinal section of an improved form of a Siemens glass-melting furnace. This furnace




FIG. 201.

resembles the one last described, in having the regenerative arrangement for recovering the waste heat as shown at (d'd') Fig. 200, but is remarkable for an improved method of construction and mode of working, the glass being placed in *tanks* instead of in *pots*. In the older forms of glass-furnace the materials are first

charged into the glass-pots, then fritted and melted down and worked out completely, after which the pots are re-charged and




FIG. 202.

the process repeated. Hence a considerable loss of time and waste of fuel take place through the intermittent nature of the

work. Siemens' improvement has for its object the rendering of the process of glass-making a continuous and more uniform one. It consists of an arrangement of tanks (A), (B), (C), Fig. 202, of which (A) serves to receive the raw materials and in which they are fritted together and afterwards fused. From (A) the liquid "metal" flows into (B), the clarifying compartment, where it passes into (C), the working compartment, from which it can be withdrawn by the workmen in the usual manner through the doors (D, D). The compartment (A) is fed with raw materials through the charge-aperture (E) at the back of the furnace. This compartment (A) is separated from the tank (B) by a division wall (F), Fig. 202, in which a series of passages are formed, one of which is seen at (a a) Fig. 203. Through these passages the melted glass flows, and from (B) it passes to tank (C) through the passages (b) in the division wall (G). The sides and bottom of the tank (C) are honeycombed with air passages (d d d) through which cold air is caused to circulate by the draught produced in the chimney (H), and thus the tanks are maintained in a cool condition so as to enable them to withstand any injurious action of the melted glass. The air-ports are shown at (k k), and the heated air issues from corresponding openings passing in diverse directions over the edges of the wall. By this means an effectual intermixture of the combustible gas and the heated air is produced, and the air is prevented from coming into immediate contact with the surface of the melted glass in the tanks. By arranging the passages and air-ports along the sides of the tanks the temperature of the different parts of the furnace can be regulated according to the various stages of the preparation of the glass in the several compartments.

The materials required for the formation of the glass are, as far as possible, always mixed with broken glass of the same composition, technically termed "cullet," for the purpose of increasing the fusibility of the mass. The materials, however, are not put into the pots until these are heated up to a high temperature. The furnace is kept very hot until the first portion of raw material added has been fused, and then a second portion is introduced. When all the solid matter is dissolved, the mass is still full of small bubbles of gas, and is of a spongy nature and not yet in a fit state for working. Moreover, the surface of the melted mass is covered by a layer of salts chiefly consisting of chlorides and sulphates of potassium and sodium which




FIG. 203.

escaped perfect vitrification ; this is termed *glass-gall* or *sam*. Formerly, when impure materials were more generally employed than is now the case, large quantities of this scum were formed. Now, however, its formation is avoided by the use of pure materials and by the addition of charcoal if salt-cake is employed, care being taken not to add an excess, as otherwise the glass assumes a yellow colour. The last process in glass-making is termed the "fining," and consists in the removal by subsidence of the heavier non-vitrified particles and the escape of the bubbles of gas to the surface. For this purpose the glass must be brought into as liquid a state as possible, and consequently at this part of the operation the temperature is raised to the highest point. When all the gas-bubbles and the glass-galls have disappeared the temperature of the furnace is allowed to diminish slowly, the object being to reduce the fluidity of the glass to the point at which it becomes viscid and in a workable condition. Glass is worked either by the skill of the glass-blower, for the production of the ordinary hollow- or blown-glass articles, or by casting in presses, or, lastly, by pouring the "metal" out on to tables and rolling it into plates. The tools described by Blancourt in his work *On the Art of Glass*, printed in London in 1699, are almost the same as those now in use.

Annealing.—All articles made of glass require to be slowly and homogeneously cooled, for those portions of the glass which are on the outside solidify first, and leave the interior portions still warm, and these, unable to contract on cooling, are left in a state of tension, and hence glass which has been quickly cooled cracks and falls to pieces with the slightest disturbance, such as is caused by a very slight scratch. All glass therefore requires to go through the *annealing* process. This consists in submitting the glass articles to a very slow cooling. The construction of an annealing oven is shown in Fig. 204. The fact of the brittleness of glass when suddenly cooled is well seen in the so-called *Lupin's Drops* (Fig. 205), obtained by allowing a little melted glass to fall drop by drop into water. By merely breaking off the thin point the whole is converted with a slight detonation into a fine powder. Similarly an ordinary thick tumbler made of unannealed glass flies to pieces when the slightest scratch is made on the interior surface, as when a small piece of flint is allowed to fall on the glass.

Toughened glass is a particular kind of strained and parti-

nealed glass, discovered by De la Bastie. The glass articles, heated almost to redness, are suddenly immersed in oil heated to 300° , and are then allowed to cool gradually, or sheets of glass are allowed to cool between plates of suitably heated metal. The glass thus prepared is able to withstand sudden changes of temperature better than the untoughened glass and is also not readily broken when dropped, but when by




FIG. 204.

increasing the severity of the blow it is broken, it falls into fine splinters. Although a crack may occur in a vessel of toughened glass without the whole mass breaking up, yet it cannot be cut with a diamond, and the plates have accordingly to be made of the size ultimately required.

Laboratory Glass Working.—The methods of constructing special pieces of apparatus, though they cannot be here



FIG. 205.

described, are of considerable importance to the research chemist, and to those engaged in the examination of any gaseous products; assistance in acquiring this art may be obtained from special manuals on the subject.¹

264. Decomposition of glass.—It is of especial importance for the chemist that his glass vessels should satisfactorily withstand the action of chemical reagents. Bernard Palissy, Lavoisier, and Scheele were well aware of the solvent action of water upon

¹ *The Methods of Glass-Blowing*, Shenstone, 1886; *Glass-Blowing and Working*, Bolas, 1898.

glass, and they explained this by the solution of the alkaline cates, whilst the insoluble silica or lime silicate floated above the liquid. In his celebrated researches on the atomic weights of the elements, Stas¹ describes a series of preliminary experiments made for the purpose of ascertaining the kind of glass which is least subject to such deterioration. He found that glass containing lead or alumina was readily acted upon by acids, whilst potash-lime glass withstood this action best, he prepared a glass of the following composition, which was sufficiently capable of resisting solvents and at the same time fusible enough to enable it to be worked into the various forms of chemical apparatus :

SiO ₂	K ₂ O	Na ₂ O	CaO
77·0	7·7	5·0	10·3 = 100

Emmerling² found the solvent action of boiling solutions on glass vessels to be within certain limits proportional to the time during which the action takes place, and naturally it is also proportional to the surface exposed to the action of the liquid. Dilute alkalis attack glass very much more rapidly than neutral or acid solutions, and hence it follows that in order to diminish the errors which occur in quantitative analysis from the solvent action of reagents upon glass vessels, long continued contact of alkaline liquids must especially be avoided, any such liquid being acidified before evaporation; it is also advisable to avoid the use of new glass vessels, which are attacked much more rapidly than old ones. It appears that the most resistant glasses have approximately the molecular composition 8·6 SiO₂ : 1 CaO : 1·2 (Na₂,K₂)O, the relative proportion of soda to potash making little difference.

The number of milligrams of glass destroyed per square centimeter on an exposed surface of one square decimeter by various solutions is given approximately by the following figures, the glass being such as is used for making flasks, beakers, and known as (1) Bohemian glass, (2) Jena glass. Water at 20° (1) ·0040, (2) ·0002; water at 80° (1) ·50, (2) ·50; sulphuric acid 5 per cent. at 100° (1) 1·7, (2) 0·0; sodium carbonate 10 per cent. at 100° (1) 20·0, (2) 8·0; sodium hydrate 8 per cent. at 100°, (1) 15·0, (2) 17·0.

¹ *Nouvelles Recherches, &c., Mem. Acad. Belg.* **35**, 216.

² *Annalen*, 1869, **150**, 257.

³ Weber and Sauer, *Ber.* 1892, **25**, 70; Mylius and Foerster, *Ber.* 1892; 1892, **25**, 97.

Glass is slowly attacked by the moisture and the carbon dioxide contained in the air, so that the surface gradually becomes spotted with minute crystals of sodium carbonate or with minute drops of potassium carbonate solution, and this action is accelerated in hot saturated air. Badly prepared window glass, especially that rich in alkalis, becomes opaque in the course of time. This is due to a similar decomposition of the surface, so that the carbonates of the alkalis being washed away, an iridescent coating consisting of a thin film of calcium silicate remains. This iridescence is especially well seen in antique glass which has been buried in the earth for a considerable length of time. A similar iridescent surface is now produced artificially by heating ordinary glass under pressure in contact with hydrochloric acid. Borosilicate glasses, and especially those containing zinc and barium, are particularly permanent on exposure to the air. The decomposition of the surface of glass is often not to be seen until the glass is heated, when the surface dehydrates and cracks.

Devitrification of Glass. Réaumur's Porcelain.—In 1739, Réaumur observed that if a piece of glass were surrounded by sand or gypsum and heated strongly for a considerable length of time it was converted into a porcelain-like mass, to which he gave the name of *porcelaine par dévitrification*. According to the experiments of Pélouze, Benrath,¹ and Stolba,² the porcelain-like glass possesses the same composition as ordinary transparent glass. Devitrification results from the gradual precipitation or crystallisation of certain ingredients of the vitreous solution, and the liability to devitrify depends on the composition of the glass.

OPAQUE, COLOURED AND MATT GLASS.

265 Milk-glass.—The ordinary opalescent or milk-glass is either soda-glass or flint-glass which has been rendered opaque by the addition of an insoluble powder such as bone-phosphate or mineral-phosphate.

Enamel.—Another opaque variety of glass is known under the name of *enamel*. This name originally signified lead-glass rendered white by oxide of tin, but oxide of antimony and sulphate of barium are now also employed. Enamel is used for

¹ *Die Glasfabrication*, 1875, 18.

² *J. pr. Chem.* 1863, 90, 465; 1864, 93, 118.

covering the surface or for "enamelling" iron vessels used for cooking and for chemical manufacturing purposes. Enamels may be coloured by any of the materials next described. Coloured glass, such as coloured enamels being used for making ornaments by fluxing them on to plates or articles of gold or copper, to which they readily adhere.

Ruby Glass.—The older chemists were acquainted with the fact that glass could be coloured a ruby-red tint by means of various gold compounds. Thus Neri describes a method of preparing ruby glass by adding to the glass-maker's materials the residue from the evaporation of a solution of gold in aqua regia. General attention, however, was drawn to this subject in the 17th century, after the discovery of the *purple of Cassius*, obtained as a dark red powder by mixing the chlorides of gold and tin (p. 501). Amongst other chemists, Kunkel occupied himself with the preparation of this gold pigment, and obtained it from the Elector Frederic William the sum of 1,600 ducats for his experiments.

In his *Ars Vitriaria Experimentalis* he says: "There was a certain *Doctor medicinae*, by name Cassius, who discovered the *præcipitatio Solis cum Jove*: to this perhaps Glauber may have given occasion, but I leave this undecided. The aforementioned *Doctor Cassius* endeavoured to bring it into glass, but when he tried to form a glass with it, or when he took it out of the melt it was as colourless as crystal, and he could not bring any permanent red out of it. He may, however, have observed, by a man curious about these things, amongst the glass-blowers when they softened glass in the flame of the lamp the colour underwent a change. Thus he came to try the same plan with gold glass, and obtained a splendid ruby colour. When I learned this, I set to work at once, and I know best what trouble I had to hit the proper composition, and to find out how to get always red."

The secret which is involved in the above words is explained in the *Laboratorium Chymicum*, which appeared after his death. "This ruby glass possesses the property that when the glass is melted with the \odot (gold) it comes out of the fire as clear as crystal, and in order to become red must be heated again in a mild fire."

On the addition of purple of Cassius or of gold chloride to a melt of glass, the latter remains perfectly colourless when quickly cooled; but when reheated to the point at which it becomes soft, the whole mass attains a ruby-red colour. B

addition of tin or silver compounds, a variety of tints between a rose-red colour and a red-purple colour can be obtained. It is probable that the colour is due to metallic gold in so finely-divided a state that the substance only allows red light to pass through it; indeed, the presence of fine particles of gold in ruby glass has recently been detected by the ultramicroscope.¹ The amount of gold contained in ruby glass is very small, amounting to from 0.05 to 0.06 per cent.

Cuprous oxide also colours glass a fine and intense red, but inasmuch as this compound readily undergoes oxidation and as cupric oxide imparts to glass a light green colour, a reducing agent such as iron scale is added to the materials. Oxidation is also prevented by poling the molten mass with pieces of fresh wood. The glass on cooling appears of a light green colour, but becomes red on re-heating. The preparation of this glass was also understood in early times. Klaproth found both copper and iron in a sample of old Roman glass, and in the beginning of the 17th century, Neri described a method of calcining copper in order to colour glass, and stated that iron-filings, iron-scale or other reducing agents must be added in order that the colour might come out a bright red. Kunkel also employed himself with the preparation of this glass, but in later times the art was lost, and it was not until the year 1828 that Engelhardt examined the question and obtained a prize which the Berlin Polytechnic Society had offered for the discovery, since which time the method has been generally practised. Cuprous oxide possesses a very strong colouring power, and for this reason copper-ruby is generally flashed on to colourless glass, as otherwise the colour would be altogether too intense. The glass blower brings the requisite quantity of colourless glass on to his blowpipe, and dips this into the molten coloured glass so as to cover the former with a thin film, and the compound glass is then blown and shaped in the usual way. By examining the cut edge of a piece of flashed copper ruby glass the thin layer of coloured glass resting on a very much thicker layer of colourless glass is distinctly visible. By grinding or etching through the flashed colour highly decorative effects may be obtained; this art of flashing and grinding was known to the ancients, as is shown by the celebrated Portland Vase made of black glass flashed over with a milk white glass.

¹ Zsigmondy, *Zeit. physikal. Chem.*, 1906, 56, 65; see also Garnett, *Proc. Roy. Soc.* 1905, 76 A, 370.

Ferric oxide (colcothar) also imparts a red colour to glass, the tint is less brilliant than either of the two just described.

Yellow Glass is prepared by the addition of potassium monate or of antimony-glass (a fused and imperfectly oxidized sulphide of antimony); other yellow colours are obtained by the use of silver chloride and silver borate. Organic bodies also impart a yellow tint to glass. This must have been observed by Thomas Aquinas, who describes a mode of preparing artificial topaz by placing a piece of aloe-wood over the mouth of the vessel in which the glass is melted. It was formerly believed that the brown colour was due to carbon. Splitgerbe has, however, shown that it is caused by the presence of the sulphides of the alkali metals obtained by reduction from the sulphates contained in the material used for glass-making.

Green Glass is obtained by the addition of cupric oxide, which was known to the ancients, the above substance being found in an antique glass. According to Seneca, Democritus of Abdera was acquainted with a method for producing the emerald green artificially, and Theophrastus, about 300 B.C., described a method of colouring glass green by means of copper. Other green colours are obtained by the addition of oxide of chromium and ferric oxide, the latter giving a dull bottle-green colour.

Blue Glass. Cobalt oxide colours glass a fine blue, and this oxide has been used from early times for this purpose.

Violet Glass. The violet colour of glass is obtained by the addition of black oxide of manganese and nitre.

Black Glass. A fine black opaque glass is obtained by the addition of sesquioxide of iridium to colourless glass, and a coarse black glass is prepared by adding large quantities of ferric oxide, with which copper oxide or cobalt oxide is frequently mixed.

Paste.—The property of glass to attain a variety of tints by the addition of various metallic oxides is made use of in the production of imitation gems or paste, and this art has attained such perfection that it is difficult even for an expert to ascertain upon mere inspection of a stone whether it is genuine or only an imitation. Strass is employed for the production of paste, because of its high refractive power and bright colour. According to Donault-Wieland topaz is formed by adding 1000 parts of strass, 40 parts of antimony-glass, and 1 part of purple of Cassius. Ruby is obtained from the ingredients of the topaz mixture by fusing 1 part of this with 8 parts of strass, allowing the fused mass to remain at the temperature

furnace for thirty hours. *Emerald* is prepared by fusing 1000 parts of strass, 8 parts of cupric oxide, and 0.25 part of chromium oxide. *Sapphire* can be made by the addition of 15 parts of cobalt oxide to 1000 of strass; *amethyst* requires the addition of 8 parts of manganese dioxide, 5 of cobalt oxide, and 2 of purple of Cassius; whereas *beryl* or *aqua-marine* is prepared by adding 7 of antimony-glass and 0.4 of cobalt oxide to the 1000 of strass, and *Syrian garnet* or *carbuncle* requires 500 of antimony-glass and 4 parts each of manganese dioxide and purple of Cassius to the same quantity of strass. These special tints can, however, be readily varied at pleasure.

Avanturine Glass has received its name from a rare form of quartz which occurs in Spain and the Altai, containing spangles of mica or other mineral. Avanturine glass is more beautiful than the natural mineral, and the method of its manufacture is said to have been discovered by chance in the 13th century by Briani in Venice. The artificial avanturine was largely employed for the preparation of ornaments and especially for Venetian mosaic work. The details of its preparation were long kept secret, and the process was only carried out by a few of the highest Venetian families. In the year 1847 Pettenkofer¹ investigated the preparation of the antique hæmatine, an opaque red glass, and in the preparation of this material he obtained by accident avanturine glass. Many not wholly successful attempts have been made to determine the exact conditions under which the avanturine is thus formed. Avanturine glass is a white soda-lime glass, containing an excess of alkali, coloured red by cuprous oxide and containing an enormous number of minute spangles of metallic copper, probably produced by the partial decomposition of cuprous silicate.² According to Hautefeuille, a green cupric glass is first prepared; to this iron-filings are gradually added until it becomes red and opaque; hæmatine glass is thus formed, which is then well covered with ashes, and allowed gradually to cool, when the artificial avanturine glass is formed.

Matt Glass.—The etching of glass with hydrofluoric acid was known in the 17th century, but it is only recently that this process has been employed for the decoration of glass, and now etched glass is much used in place of the more expensive cut-glass. Gaseous hydrofluoric acid as well as many soluble

¹ *Dingl. Polyt. Journ.*, 1847, 145, 122.

² Auger, *Compt. Rend.* 1907, 144, 422.

fluorides produce a dull or matt surface on glass possessing a considerable degree of opacity, but liquid hydrofluoric acid produces, according to the concentration of the acid, a more or less transparent matt-surface. According to Tessié de Motay and Maréchal, the best mode of obtaining opaque-etching on glass by means of hydrofluoric acid is to employ a bath made of 100 parts of water, 250 parts of crystallised double fluoride of hydrogen and potassium, 250 parts of commercial hydrochloric acid, and 140 parts of potassium sulphate. This last salt renders the fluorides of calcium and lead which may be formed soluble, whereby they are separated out in the crystalline form on the portions of the glass which have been etched and thus tend to render the surface more opaque.

The matt-surface is now usually produced on glass by exposing it to a sand blast, the parts which are to remain smooth being protected by paper. Reagent bottles may readily be indurated and labelled in this manner. The matt-surface on whole sheets of glass is obtained by grinding with sand.

Quartz glass and fused Silica ware.—The fact that quartz can be easily fused in the electric furnace and worked up into various articles for chemical use is referred to in Vol. I., p. 892. These articles are now manufactured both in this country and abroad, the white sand or selected quartz being fused, and made into tubes, rods, muffles, flasks, &c., the value of which for chemical research can hardly be overestimated.

DETECTION AND ESTIMATION OF CALCIUM.

266 The fact that certain compounds of calcium impart a brick-red colour to the flame of the spirit-lamp was first observed by Ribbentrop in 1796. The spectrum of a non-luminous flame tinted by calcium chloride exhibits a number of lines, of which the green line $\text{Ca}\beta$ is the most characteristic, the orange-red line $\text{Ca}\alpha$ being also very prominent (see Fig. 20, p. 156). The spectrum is mainly due to the chloride and oxide and not to the vapour of the metal itself, and is also yielded by calcium compounds which do not volatilise in the flame, when the residue is moistened with hydrochloric acid and placed on a platinum wire in the hottest portion of the flame. Certain silicates containing calcium which are not decomposed by hydrochloric acid must first be heated with ammonium fluoride, the residue then dissolved

posed by sulphuric acid, and treated as above. By means of the spectroscope as small a quantity as 0·00006 of a mgrm. of calcium chloride or similar salt may be detected. At the temperature of the electric arc the calcium compounds show the spectrum of metallic calcium, consisting of a number of fine bright lines.

Calcium may be separated from the alkali-metals by the addition of a solution of ammonium carbonate, calcium carbonate being precipitated. As has been stated, this latter salt is not altogether insoluble in water, and it is, therefore, preferable to precipitate the lime as calcium oxalate by the addition of ammonium oxalate in neutral or ammoniacal solution; this salt is slightly soluble in water (0·0068 g. per liter at 25°), but much less soluble in dilute ammonium oxalate solution, which is therefore used instead of water for washing the precipitate. This reaction is usually employed for the estimation of calcium; the washed and dried precipitate, which has the composition $\text{CaC}_2\text{O}_4 \cdot 2\text{H}_2\text{O}$, is either gently ignited, by which means it is converted into the carbonate; or it is strongly ignited, when the carbonate is converted into caustic lime. The amount of oxalate may also be ascertained volumetrically by treating the precipitate with dilute sulphuric acid and titrating with potassium permanganate. Calcium is also occasionally estimated as the sulphate. The precipitation by sulphuric acid must, however, be made in presence of alcohol, and the precipitate must also be washed with the same liquid.

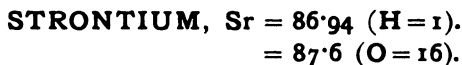
The Atomic Weight of calcium was first accurately determined by Erdmann and Marchand,¹ by the ignition of calc-spar and of precipitated calcium carbonate. From their experiments it appears that the atomic weight of calcium is 39·68, 39·70, 39·73, or as a mean of the three numbers 39·7 (pp. 10, 11). Baup² obtained the number 39·67 as the result of the analysis of organic lime salts. Hinrichsen,³ by the careful ignition of calc-spar, has obtained the number 39·84, and Richards,⁴ by the analysis of the chloride, found 39·82. The most probable value is now (1907) taken as 39·8 (H=1), 40·1 (O=16).

¹ *Annalen*, 1844, **52**, 210; 1848, **66**, 219.

² *Annalen*, 1844, **52**, 212.

³ *Zeit. physikal Chem.* 1901, **39**, 311; 1902, **40**, 746.

⁴ *J. Amer. Chem. Soc.* 1902, **24**, 374.



267 The name of this element is derived from that of Strontian, a village in Argyllshire, in which a peculiar mineral, strontium carbonate or strontianite, was originally found. At first this mineral was mistaken for barium carbonate, but in the year 1790 Crawford suggested that it contained a peculiar earth, founding his opinion upon experiments which had been made on the mineral by Cruikshank. This was confirmed in 1792 by Hope,¹ and independently by Klaproth,² a year afterwards. Sir Humphry Davy in 1807 first obtained the metal strontium.

Strontium occurs chiefly as the sulphate or *celestine* SrSO_4 , and as the carbonate or *strontianite*, SrCO_3 . Many specimens of aragonite and of calc-spar contain small quantities of strontium carbonate; and the same may be said of many kinds of limestone, marble, chalk, and other rocks,³ and also many iron ores and other minerals,⁴ although the strontium is generally present only in very small traces. *Baryto-celestine* is a mineral which contains the sulphates of barium and strontium, and the latter compound occurs also in small quantities in different varieties of heavy spar. Strontium occurs as a silicate in *brewsterite*, $\text{H}_4(\text{Ba}, \text{Sr}, \text{Ca})\text{Al}_2\text{Si}_6\text{O}_{18}\cdot 3\text{H}_2\text{O}$. Small quantities of the chloride and sulphate of strontium occur in solution in many brine-springs as well as in different mineral waters. It is also present in chalk waters, such as that of the London basin, and has been found in plants, being in some cases derived from the calcareous fertilisers which have been applied to the soil. Strontium has also been found in sea-water in the ashes of *Fucus vesiculosus* and in the spicules of certain radiolaria (Bütschli).

Preparation of Metallic Strontium.—Davy obtained the metal strontium by the electrolysis of either the moistened hydroxide or the chloride. It was afterwards prepared by Bunsen and Matthiessen,⁵ who electrolysed a fused mixture of strontium

¹ Account of a mineral from Strontian, *Trans. Roy. Soc. Edinb.* 1792, 4, 3.

² *Cvelli. Ann.* 1793, 2, 189 and 1794, 1, 99.

³ Hillebrand, *J. Amer. Chem. Soc.* 1894, 16, 81.

⁴ Hartley and Ramage, *Journ. Chem. Soc.* 1897, 533, 547.

⁵ *Journ. Chem. Soc.* 1856, 107.

chloride and ammonium chloride, using a thin iron wire as cathode, and obtained the metal in pieces weighing half a gram or less. The metal prepared by them was yellow and probably contained nitride. It has been obtained in a pure condition by Borchers and Stockem by the application of the method which they had employed successfully for the preparation of calcium (p. 523).

It has also been prepared indirectly from strontium amalgam, but the metal obtained by simply heating the amalgam does not appear to be pure. Strontium amalgam can be obtained by heating a saturated solution of strontium chloride to 90° with 20 per cent. sodium amalgam,¹ but is more conveniently prepared by electrolysing a solution of strontium chloride with a mercury cathode, washing the product with water, and drying by pressing between folds of filter paper and then heating to 150° .²

In order to prepare pure strontium, the amalgam containing 8 per cent. of strontium is heated in vacuo to 700° , and then to about 1000° in hydrogen. The mercury is thus completely removed and a compact mass of the hydride obtained. This is then heated in small quantities in vacuo in an iron tube contained in a porcelain tube. The hydride decomposes, and the strontium volatilises and is condensed on a polished hollow steel tube, cooled by a stream of water. The metal thus obtained contains 98.6—99 per cent. of strontium, and may be obtained still less impure (99.4 per cent. Sr) by redistillation in vacuo.³ Pure strontium is a crystalline, silver white metal of sp. gr. about 2.5, which has the same hardness as lead, melts at about 800° and volatilises freely at 950° . It very rapidly loses its lustre in the air and takes fire when simply rubbed with a hard body, whilst the finely-divided metal inflames spontaneously in the air, forming a mixture of oxide and nitride. The metal burns with a dazzling red flame when heated in oxygen and is also readily attacked by the halogens, hydrogen chloride, sulphur, hydrogen sulphide, phosphorus, &c. It decomposes water and alcohol and is readily dissolved by acids (Guntz and Roederer). It is less electropositive than calcium and the alkali metals. Strontium behaves towards liquid ammonia like the alkali metals (p. 372).⁴

¹ Franz, *J. pr. Chem.* 1869, **107**, 253.

² Guntz and Roederer, *Bull. Soc. Chim.* 1906 (3), **35**, 494.

³ *Ibid.*, *Compt. Rend.* 1906, **142**, 400; *Bull. Soc. Chim.* 1906 (3), **35**, 503.

⁴ See also Roederer, *Bull. Soc. Chim.*, 1906, (3), **35**, 715.

STRONTIUM COMPOUNDS.

268 The preparation of strontium compounds free from calcium and barium is a matter of considerable difficulty. It is not easy to effect a separation of isomorphous salts, and calcium and strontium cannot be separated by means of their chlorides, nor strontium and barium by means of their nitrates. The purification is best accomplished by dissolving the carbonate in hydrochloric acid, precipitating foreign metals as strontium oxide, followed by chlorine water, and then precipitating most of the barium by the addition of concentrated hydrochloric acid. Sulphuric acid is then added, and the greater part of the mixed sulphates converted into carbonate by ammonium carbonate. The precipitate is next dissolved in dilute hydrochloric acid and fractionally precipitated with sulphuric acid until barium is contained in the precipitate. Calcium is removed from the nitrate by repeated precipitation of the strontium nitrate by alcohol.¹

Strontium Monoxide or Caustic Strontia, SrO.—This substance is obtained by the ignition of the nitrate in the furnace, forming a greyish-white porous mass, which becomes crystalline at 2,500° and melts at about 3,000° (Moissan). When brought into contact with a small quantity of water the monoxide reacts with it to form a white powder of *strontium hydroxide*, Sr(OH)₂. This body possesses a specific gravity of 3.625, and when strongly heated is reconverted into strontia. The hydroxide is easily soluble in hot water, and the solution, on cooling, deposits transparent tetragonal crystals of the hydrate Sr(OH)₂.8H₂O; 100 parts of cold water dissolve 2.0 parts, boiling water 41.66 parts of the crystals. Strontia water gives a strongly alkaline reaction and possesses caustic properties less marked than the solutions of the alkalis.

Strontium Dioxide, SrO₂.—Pearly scales of the hydrate dioxide, SrO₂.8H₂O, separate out on mixing a solution of the hydroxide with hydrogen dioxide; these lose water on heating, leaving the anhydrous dioxide as a light white powder which does not melt at a red-heat, but gradually loses oxygen (Schöne).

Strontium Hydride, SrH₂, is prepared by heating strontium

¹ Sørensen, *Zeit. anorg. Chem.* 1896, **11**, 305. See also Richardson, *anorg. Chem.* 1905, **47**, 145.

its amalgam, or an alloy containing 55 per cent. of cadmium in hydrogen, and is a white solid, which forms at a red heat and decomposes when more strongly heated, its dissociation pressure being 100 mm. at 1000°. In its general properties it closely resembles calcium hydride.¹

Strontium Chloride, SrCl_2 , is obtained by dissolving strontianite in hydrochloric acid. The hot concentrated solution deposits on cooling, long hexagonal needles, $\text{SrCl}_2 \cdot 6\text{H}_2\text{O}$, which are isomorphous with the corresponding hydrate of calcium chloride. They possess a sharp, bitter taste, have a specific gravity of 1.603, and effloresce on exposure to the air. On heating, these crystals yield the anhydrous salt as a white powder, which melts at 873° and when again cooled forms a white semi-transparent glassy mass having a specific gravity of 3.05. According to Mulder 100 parts of water dissolve:—

At	0°	20°	40°	60°	80°	100°	118° 8
SrCl_2	44.2	53.9	66.7	83.1	92.4	101.9	116.4.

The hexahydrate passes into the dihydrate, $\text{SrCl}_2 \cdot 2\text{H}_2\text{O}$, at 65.5° in contact with a saturated solution. Chloride of strontium also dissolves in alcohol. The commercial salt frequently contains calcium chloride.

A crystalline compound, $\text{SrCl}_2 \cdot \text{ICl}_3 \cdot 8\text{H}_2\text{O}$, has been described.

Strontium Sulphide, SrS , can be obtained crystallised in cubes by heating the sulphate with carbon in the electric furnace,² and is also formed by heating the carbonate with sulphur and the carbonate or oxide in a stream of sulphuretted hydrogen.³ Like the sulphides of calcium and barium, it is strongly phosphorescent in the presence of small amounts of certain foreign substances, whilst the pure sulphide does not possess this property. The most brilliant green phosphorescence is obtained in the presence of traces of sodium carbonate and chloride and bismuth nitrate, but manganese salts produce a similar phosphorescence.⁴

Strontium Sulphate, SrSO_4 , is found in large, well-developed rhombic crystals and as a fibrous amorphous mass. It frequently

¹ Guntz, *Compt. Rend.* 1901, **133**, 1209; **134**, 838; Gautier, *Compt. Rend.* 1901, **134**, 100, 1108.

² Mourlot, *Compt. Rend.* 1898, **127**, 408; Müller, *Centr. Min.* 1900, 178.

³ Mourelo, *Compt. Rend.* 1897, **124**, 1024, 1237; **125**, 775.

⁴ *Compt. Rend.* 1897, **125**, 1098; 1898, **126**, 420, 904, 1508; **127**, 229, 372; 1899, **128**, 557, 1239. See also Lenard and Klatt, *Wied. Ann.*, 1889, **38**, 90; Wäntig, *Zeit. physikal. Chem.*, 1905, **51**, 435.

possesses a light blue colour, whence it takes its name *caelestis*. When sulphuric acid or a soluble sulphate is added to a solution of a strontium salt, the sulphate is thrown down as a white precipitate possessing a specific gravity of 3.7 and fusing when strongly heated. It is but very slightly soluble in cold, and still less in boiling water. One liter of water at 18° dissolves 0.114 gram (Kohlrausch). Strontium sulphate is much more easily soluble in acids and in solution of other salts, as well as in other salt solutions, but less soluble in sulphates or dilute sulphuric acid, and is completely precipitated by boiling with a solution of an alkali carbonate. The salt is dissolved in hot concentrated sulphuric acid, and the celestine separate out on cooling, but when it is treated with concentrated sulphuric acid at 100°, and the solution distilled with an excess of the salt at a somewhat higher temperature, the compound $H_2SO_4, SrSO_4$ separates out as a granular or line powder, which when exposed to moist air changes into glittering tablets having the composition $H_2SO_4, SrSO_4, H_2O$.

Strontium Nitrate, $Sr(NO_3)_2$, is obtained by dissolving the carbonate in warm dilute nitric acid. When the solution is evaporated down, the anhydrous salt separates out in transparent octahedra or in combinations of the octahedron and cube. When a dilute solution is cooled down, the hexahydrate $Sr(NO_3)_2, 4H_2O$, separates out in large, well-developed prismatic crystals which quickly effloresce on exposure to the air. One hundred parts of water dissolve, according to Mulder,

At	10°	20°	40°	60°	80°	100°
$Sr(NO_3)_2$	54.9	70.8	91.3	94.0	97.2	101.1

The transition point for the tetrahydrate and the anhydrous salt is 31.3°. Strontium nitrate is insoluble in concentrated nitric acid and only very slightly soluble in absolute alcohol; it possesses a cooling taste, and has a specific gravity of 2.65 (Schröder). When thrown on to red-hot charcoal it deflagrates, burning with a red flame, and is on this account largely used for pyrotechnic purposes.

The *nitride*,¹ *arsenide*,² *phosphide*,³ and *boride*⁴ of strontium closely resemble the corresponding calcium compounds.

Strontium Carbonate, $SrCO_3$, occurs as strontianite in

¹ Gautier, *Compt. Rend.* 1902, **134**, 1108.

² Lebeau, *ibid.* 1899, **129**, 47.

³ Jaboin, *ibid.* 1899, **129**, 762.

⁴ Moissan, *ibid.* 1897, **125**, 629.

which are isomorphous with those of aragonite. This compound is obtained in the form of a white impalpable powder having a specific gravity of 3.62, when a strontium salt is precipitated by an alkali carbonate. When gently ignited it loses all its carbon dioxide and is converted into strontia. In a current of carbon dioxide, it is converted into oxide at 1155°.¹ One liter of water dissolves 11.0 mgrms. of this salt at 18°.² It is less soluble in water containing ammonia, but dissolves considerably in a solution of sal-ammoniac and of ammonium nitrate. When boiled with sal-ammoniac it is converted into strontium chloride.

DETECTION AND ESTIMATION OF STRONTIUM.

269 Strontium salts colour the flame a magnificent crimson. When examined by the spectroscope the spectrum is found to consist of numerous bright lines or bands due to the salts and oxide of the metal, of which eight are specially characteristic, six in the red, one in the orange, and one in the blue. The orange line, termed Sr α (6045 A.U.), the red, Sr β , and Sr γ , and the blue line, Sr δ (4608 A.U.), are the most intense, and therefore the most valuable for the discrimination of this element.³ By means of spectrum analysis $\frac{1}{100000}$ mgrm. of strontium chloride can be detected. H. Fox Talbot⁴ was the first to describe the spectrum of strontium. He examined the spectrum of the red fire of theatres and distinguished many of the strontium lines, especially the blue line, Sr δ (p. 150). In order to detect strontium the bead either alone or moistened with hydrochloric acid is brought into the flame. If strontium be supposed to be present as sulphate the bead is held for a few moments in the reducing portion of the flame and then moistened with hydrochloric acid in order to convert the strontium sulphide which is formed into strontium chloride. The strontium salts containing non-volatile acids are melted on a platinum wire with a small quantity of sodium carbonate. The fused bead is then reduced to a fine powder and dissolved in a little hot water, and the residue, which contains strontium

¹ Brill, *Zeit. anorg. Chem.* 1905, **45**, 275.

² Bineau, *Ann. Chim. Phys.* 1887 [3], **51**, 290. Compare Kohlrausch and Rose, *Zeit. physikal. Chem.* 1893, **12**, 241; Hollemann, *Zeit. physikal. Chem.* 1893, **12**, 125.

³ See Riesenfeld and Wohlers, *Ber.* 1906, **39**, 2628.

⁴ *Brewster's Journ. of Science*, 1826, **5**.

carbonate, moistened with hydrochloric acid, and the chloride brought on a wire into the non-luminous flame.

Strontium is separated from the alkali-metals by precipitation with ammonium carbonate, and is usually estimated quantitatively as the sulphate by precipitating the solution with sulphuric acid in the presence of alcohol and washing the precipitate with a weaker alcohol. In order to separate it from calcium the mixed carbonates are converted into nitrates and these treated with absolute alcohol or amyl alcohol,¹ which leave the nitrate of strontium undissolved.

Atomic Weight of Strontium.—The atomic weight of strontium was determined by Marignac² from the amount of silver required to precipitate a known weight of pure crystallised strontium chloride, and also from the amount of strontium sulphate formed from the chloride; he thus obtained the numbers 86.64 and 86.76 respectively. Richards³ from the determination of the amount of silver required to precipitate a known quantity of pure strontium bromide and the quantity of silver bromide formed, obtained as the average of a number of closely agreeing experiments the number 87.006.

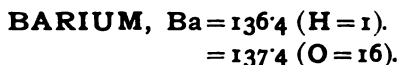
The determination of the amount of silver required to precipitate a weighed amount of strontium chloride gave the ratio, 100 of silver to 73.477 of strontium chloride, from which it follows that the atomic weight of strontium is 87.004, when $Ag = 107.12$, $Cl = 35.207$ (87.661, when $Ag = 107.93$, $Cl = 35.473$).⁴ This close agreement between the results of the analysis of the bromide and chloride only exists when the more recent value for chlorine (p. 10) is adopted, and affords a further argument for the accuracy of that number. The atomic weight of strontium is at present (1907) taken provisionally as 86.94 ($H = 1$), 87.6 ($O = 16$).

¹ Browning, *Amer. J. Sci.* 1892, **43**, 50.

² *Annalen*, 1858, **106**, 165.

³ *Zeit. anorg. Chem.* 1895, **8**, 253.

⁴ Richards, *Zeit. anorg. Chem.* 1905, **47**, 145.



270 Our knowledge of the barium compounds commences with that of the natural sulphate or heavy-spar. This substance was first examined in the year 1602, by a Bolognese shoemaker, V. Casciorolus, who noticed that it possessed the remarkable property of becoming phosphorescent when ignited with combustible matter. To this material the discoverer gave the name of *lapis solis*, but it became better known as Bolognian or Bononian phosphorus, from the place in which it was first prepared, whence specimens of the shoemaker's handiwork found their way into the laboratories of the alchemists of the time. The mineral which yielded this phosphorus, termed Bolognian spar, was first believed to be a peculiar kind of gypsum, and hence it was termed *gypsum spathosum*. In consequence of its high specific gravity, Cronstedt termed it *marmor metallicum*, and Marggraf in 1750, finding that it contained sulphuric acid, ranked it amongst what were then termed the heavy fluor-spars. The nature of this mineral remained for some time obscure, and the learned mineralogist v. Justi wrote in 1760 concerning it as follows: "Our analysis has here reached its limits; we know of no smelting operation by which anything can be got out of this spar. Many profound chemists and skilful assayers have here tried their art in vain." The next step in our knowledge of this subject was made in the year 1774, when Scheele, who was engaged in his investigation on the black oxide of manganese, examined a specimen of this mineral which he found to contain a new earth, and this when brought in contact with sulphuric acid yielded a salt insoluble in water, which could be brought into a soluble condition by ignition with carbon and an alkali. Gahn afterwards showed that this earth was contained in heavy-spar, and Bergman gave it the name *terra ponderosa*. Guyton de Morveau in 1779 proposed the name barote (from *βαρύς*, heavy), and this name, slightly altered to baryta by Lavoisier, was soon generally adopted. The suggestion that this earth was the oxide of a metal was frequently made, but the fact was not proved until after Davy's discovery of the decomposition of the alkalis.

Barium occurs in nature chiefly as the sulphate or heavy-spar,

BaSO_4 , which is often found together with galena and other metallic ores, though also found not associated with metallic veins. Another source of barium compounds, less widely distributed, is the carbonate or witherite, BaCO_3 , whilst other minerals containing barium are barytocelestine, $(\text{Ba}, \text{Sr}, \text{Ca})\text{SO}_4$, barytocalcite, $\text{BaCO}_3, \text{CaCO}_3$, alstonite, $(\text{Ba}, \text{Ca})\text{SO}_4$, and psilomelane $(\text{Mn}, \text{Ba})\text{O}, \text{MnO}_2$. Many other ores of manganese, especially manganese dioxide, contain small quantities of barium. Barium also occurs as an essential constituent of certain silicates; thus, for instance, brewsterite, $\text{H}_4(\text{Sr}, \text{Ba})\text{Al}_2\text{Si}_6\text{O}_{18}, 3\text{H}_2\text{O}$, harmotome, $\text{H}_2(\text{K}_2, \text{Ba})\text{Al}_2\text{Si}_5\text{O}_{15}, 4\text{H}_2\text{O}$, and hyalophane or baryta-felspar, $(\text{K}_2, \text{Ba})_2\text{Al}_2\text{Si}_8\text{O}_{24}$. Many other felspathic rocks also contain traces of barium, and this element occurs likewise in several other minerals and in some soils. It is also found not unfrequently in the ash of trees. Traces are found in mineral waters and in sea-water. Thus, for instance, the old sulphur well at Harrogate contains 6.6 grains of barium chloride per gallon (Hayton Davis),¹ whilst an artesian well at Ilkeston,² and the water of the Boston Spa,³ each contain about 40 parts of barium chloride per 100,000. From sea-water, barium finds its way into sea-plants, and in smaller quantities into the shells and skeletons of sea-animals.

Preparation of Metallic Barium.—Davy's first attempts to obtain metallic barium by the electrolysis of baryta were not very successful. Afterwards finding that this did not succeed he prepared it from an amalgam, having heard from Berzelius that he and Pontin had succeeded in obtaining it in that way. Davy repeated these experiments and electrolysed baryta, barium chloride, and other barium salts in presence of mercury, heating the amalgam which was thus formed in a tube containing rock oil, when the barium was left behind as a silver-white powder. Bunsen⁴ also prepared barium amalgam by the electrolysis of barium chloride in presence of mercury, and attempted to obtain the pure metal by heating this. It has, however, been found that the metal prepared in this way is invariably impure, and cannot be obtained quite pure even by distillation.⁵

¹ Thorpe, *Phil. Mag.* 1876 [5], 2, 52.

² White, *Analyst.* 1899, 24, 67.

³ Richards, *Analyst.* 1901, 26, 68.

⁴ Pogg. *Ann.* 1854, 91, 619.

⁵ Guntz, *Ann. Chim. Phys.* 1905 [8], 4, 5; Stansfield, *Mem. Manchester. Phil. Soc.* 1901, 46, No. 4.

Small globules of impure barium were obtained by Matthiessen¹ by the electrolysis of fused barium chloride, but the metal was first prepared in a state of purity by Guntz,² who employed the same method as for strontium (p. 587). Crude barium, obtained from the amalgam, is converted into the hydride, and this is melted in hydrogen and then heated to 1200° in vacuo. The barium volatilises and is condensed on a polished steel tube. It can also be prepared by heating baryta with 10 per cent. of its weight of aluminium in vacuo at 1200° and redistilling in vacuo.³

Barium is a silver-white metal, of sp. gr. 3.78, melts at about 850° and boils at about 1150°. It rapidly oxidises, sometimes inflaming spontaneously in the air, and decomposes both water and alcohol. It combines readily with hydrogen and nitrogen when heated in these gases.

COMPOUNDS OF BARIUM.

BARIUM AND OXYGEN.

271 Barium Suboxide, Ba₂O.—When baryta is heated to 1100° with an atomic proportion of magnesium, half the magnesium distils off, leaving a dark coloured residue, which is considered by Guntz⁴ to be a mixture of barium suboxide and magnesia. It decomposes water, yielding an amount of hydrogen equivalent to half the barium in the original baryta, and absorbs both nitrogen and hydrogen. A similar dark coloured mass is obtained by heating barium with baryta.

Barium Monoxide or Baryta, BaO, is formed when the metal burns in the air, but is usually obtained by heating the nitrate in an iron crucible, until no further evolution of red fumes is observed. The mass fuses and is apt to froth over unless care be taken. Mohr has proposed to mix the nitrate with its own weight of sulphate of barium; this prevents the frothing, and for many purposes the presence of insoluble barium sulphate does not matter. If only a small quantity of baryta is required it is best obtained by igniting the iodate, which gives

¹ *Annalen*, 1855, **93**, 277.

² *Compt. Rend.* 1905, **141**, 1240.

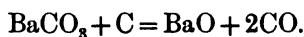
³ *Guntz, Compt. Rend.* 1906, **143**, 339.

⁴ *Compt. Rend.* 1906, **143**, 339.

off its iodine and five-sixths of its oxygen without fusing or frothing :

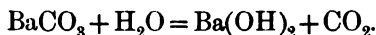


It is also prepared by heating barium carbonate to a white-heat, the reaction proceeding more readily if this be mixed with one-tenth of its weight of lamp-black or wood-charcoal, carbon monoxide being then evolved :



The material thus obtained sometimes contains a small amount of barium cyanide. Baryta is thus obtained as a greyish-white porous mass, which has a specific gravity of 4.73 (Karsten), 5.46 (Filhol), and melts at about 2,000°, crystallising on cooling in cubes, which have a specific gravity of 5.72. It combines with water with great evolution of heat forming the hydroxide, becoming incandescent if only sprinkled with water. It also unites with oxygen at a red-heat, the oxygen being evolved on further heating, and it is therefore now used for the manufacture of oxygen (Vol. I., p. 240).

Barium Hydroxide, $\text{Ba}(\text{OH})_2$, is formed as a white powder by the reaction just described. The hydroxide melts at a low red-heat, forming an oily liquid, which on cooling solidifies to a crystalline mass, and this does not give off water even when more strongly heated. It is prepared on the large scale from barium sulphide, which is heated in earthenware retorts, into which a current of moist carbonic acid is passed. Superheated steam is then passed over the carbonate, when the following decomposition takes place :



It may also be prepared on the large scale by the electrolysis of a solution of barium hydrosulphide.¹ It has a specific gravity of 4.495 (Filhol), and when brought in contact with water forms a crystalline hydrate, $\text{Ba}(\text{OH})_2 \cdot 8\text{H}_2\text{O}$. This hydrate is soluble, and when a saturated solution is cooled it separates out in tetragonal prisms which are isomorphous with strontium hydroxide. On exposure to air these crystals fall to a white powder with loss of seven molecules of water forming the monohydrate. They melt in their water of crystallisation at 77.9° (Richards and Churchill),² 78° under 732 mm. pressure

¹ Brocket and Ranson, *Compt. Rend.* 1903, **136**, 1258.

² *Zeit. physikal. Chem.* 1898, **28**, 313.

(Bauer),¹ and this solution boils at 103°, and at 109° deposits rhombic crystals of the hydrate with 3H₂O, which lose 2H₂O over sulphuric acid (Bauer). A hydrate with 16H₂O is also known. One hundred parts of water dissolve :

At	0°	20°	40°	60°	80°
Ba(OH) ₂	1.65	3.9	8.3	21.0	101.5 parts.

A solution of the hydroxide is termed *baryta-water*, and is largely used in the processes of chemical analysis. It has a more strongly alkaline reaction than lime-water, and rapidly absorbs carbon dioxide. It is employed, as has been stated in Vol. I., p. 591, for the estimation of the carbonic acid contained in the atmosphere, for which purpose it must be free from hydroxides of the alkali metals.

Barium Dioxide, BaO₂.—When heated to redness in a current of dry oxygen, pure baryta absorbs the gas with rapidity, forming the dioxide (Gay-Lussac and Thénard); it is also formed by heating baryta and potassium chlorate to low redness (Liebig and Wöhler). The hydroxide when heated to redness in a current of air also yields the dioxide (Boussingault). In Brin's process for the manufacture of oxygen it is obtained as an intermediate product by heating pieces of baryta of the size of walnuts to 700° in steel retorts, and passing air through these under an additional pressure of 15 lb. per square inch. The product obtained by any of these methods is a greyish porous mass and usually contains silica, lime, and also ferric oxide derived from the vessels in which it is prepared. To obtain it in the pure state it is treated in the manner already described under hydrogen peroxide (Vol. I., p. 331), and then when dried at 130° forms an impalpable white powder, which can hardly be distinguished from magnesia. It can readily be prepared on the small scale by adding hydrogen peroxide to a solution of baryta water. It fuses at a bright red-heat with loss of one atom of oxygen, and combines with water to form the hydrate BaO₂.8H₂O, crystallising in microscopic hexagonal plates, which are only very slightly soluble in water. It also appears to form several compounds with different proportions of hydrogen peroxide.²

¹ *Zeit. anorg. Chem.* 1905, **47**, 401.

² de Forcrand, *Compt. Rend.* 1900, **130**, 716, 778, 834.

BARIUM AND HYDROGEN.

272 *Barium Hydride*, BaH_2 , is formed when barium amalgam is heated in an iron boat to 1400° in a current of hydrogen. It forms a grey, crystalline mass of sp. gr. 4.21, melts at about 1200° and is decomposed by water.¹ When heated in nitrogen, hydrogen is evolved and the nitride produced.

BARIUM AND THE HALOGENS.

273 *Barium Chloride*, BaCl_2 , is most readily obtained by dissolving witherite in dilute hydrochloric acid. As, however, this mineral contains calcium, lead, iron, and manganese compounds, an excess of barium carbonate is added to the solution and the liquid allowed to remain in contact with it for some time. In this way the oxides of the above metals are precipitated and the rapidity of the precipitation can be increased by the addition of a small quantity of baryta-water. The clear solution is then neutralised with hydrochloric acid and evaporated to the point of crystallisation. On the large scale the salt is easily prepared from heavy-spar. For this purpose 100 parts



Fig. 206.

of the finely-powdered mineral are mixed with from 35 to 50 parts of carbon, from 15 to 25 parts of limestone, and from 40 to 60 parts of calcium chloride. This mixture is heated in a reverberatory furnace and the mass lixiviated with water, when insoluble calcium sulphide remains behind and the barium dissolves as chloride.

Barium chloride crystallises with $2\text{H}_2\text{O}$ in colourless rhombic tablets (Fig. 206), which do not undergo any alteration in the air and have a specific gravity of 3.097. 100 parts of water dissolve :

At	10°	20°	30°	40°	50°	60°	70°	80°	90°	100°	104.1°
BaCl_2	33.3	35.7	38.2	40.8	43.6	46.4	49.4	52.4	55.6	58.8	60.3.

¹ Guntz, *Compt. Rend.* 1901, 132, 963; Gautier, *Compt. Rend.* 1902, 134, 1108.

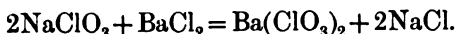
Barium chloride is less soluble in dilute hydrochloric acid than it is in water. It is almost insoluble in the concentrated acid and also but slightly soluble in strong nitric acid, and for this reason these acids precipitate concentrated solutions of a barium salt. Absolute alcohol does not dissolve barium chloride, but dilute alcohol dissolves a small quantity, which increases in proportion to the amount of water present.

Crystallised barium chloride loses its water at a temperature of 113° forming the anhydrous salt as a white powder of sp. gr. 3.856, which melts at 960° (Ruff and Plato) and on cooling solidifies to a translucent mass. On exposure to the air the chloride in a state of fusion parts with a small quantity of chlorine, baryta being formed. Hence the fused salt usually has an alkaline reaction. When heated in a current of steam it emits hydrochloric acid at a temperature below its fusing point. Barium chloride has an unpleasant bitter taste and acts as a powerful poison. Its chief use is for the preparation of the artificial sulphate or *permanent white*. It has also been successfully employed for the prevention of incrustation in steam boilers when permanently hard waters are used. All the gypsum contained in solution is decomposed by barium chloride, whilst any calcium carbonate present in solution may be subsequently precipitated by milk of lime. The water thus softened forms no incrustation.

Barium Fluoride melts at 1280° , the *bromide* at 880° , and the *iodide* at 740° (Ruff and Plato).

Subhalogen Salts of Barium.—Like calcium and strontium, barium appears to form a series of halogen salts in which it is monovalent. The subchloride, BaCl , is formed at the cathode by the action of barium on the chloride during the electrolysis of the latter, and decomposes water readily. A series of crystalline double salts with the halogen salts of sodium can be obtained by heating the barium halogen salts with metallic sodium. The compound BaCl, NaCl , prepared in this way decomposes water, loses metallic sodium at 700° in vacuo, and when treated with mercury yields barium amalgam.¹

Barium Chlorate, $\text{Ba}(\text{ClO}_3)_2$, is obtained by adding barium chloride to a solution of sodium chlorate, double decomposition taking place :



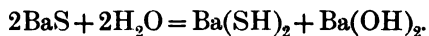
¹ Guntz, *Compt. Rend.* 1903, 136, 749; Haber and Tolloczko, *Zeit. anorg. Chem.* 1904, 41, 407.

The solution on concentration deposits sodium chloride, which is fished out; the remaining solution is then evaporated and the barium chlorate purified by recrystallisation. It crystallises with one molecule of water in monoclinic prisms which readily dissolve in water and alcohol, the latter solution burning with a characteristic green flame. If a drop of sulphuric acid be brought on to a mixture of the salt and powdered sugar it takes fire and burns with a bright green flame, and if the chlorate in a state of fusion and strongly heated be plunged into an atmosphere of coal-gas, combustion also takes place, the oxygen of the chlorate combining with the carbon and hydrogen of the coal-gas. It is largely used for pyrotechnic purposes.

Barium Iodate, $\text{Ba}(\text{IO}_3)_2$.—This salt is employed for the preparation of iodic acid. It is obtained as a white granular precipitate by adding potassium iodate to barium chloride (Vol. I., p. 360). Barium iodate dissolves in about 4,500 parts of cold and 500 parts of boiling water. It also dissolves in hot nitric acid, from which solution it crystallises, on cooling, with one molecule of water in bright glittering monoclinic prisms which are isomorphous with those of the chlorate and are decomposed by hydrochloric acid with evolution of iodine.

BARIUM AND SULPHUR.

274 *Barium Monosulphide*, BaS , is obtained when sulphuretted hydrogen is passed over heated baryta as long as water is formed. On the large scale it is prepared by roasting 20 parts of slack or pitch with 100 parts of heavy spar. In order to assist the evolution of the carbon dioxide sawdust may be added to the mixture. It can be obtained crystalline¹ by fusing the amorphous salt in the electric furnace, and then has the sp. gr. 4.3. Barium sulphide decomposes in contact with water into barium hydroxide and barium hydrosulphide:



When a solution of 5 parts of the sulphide is boiled with 1 part of sulphur and the solution is allowed to evaporate in a vacuum, colourless transparent six-sided tables of $\text{BaS}, 6\text{H}_2\text{O}$ or possibly $\text{BaSH}(\text{OH}), 5\text{H}_2\text{O}$ are deposited. When these

¹ Mourlot, *Compt. Rend.* 1898, 126, 643.

crystals are treated with a small quantity of water, barium hydrosulphide dissolves and barium hydroxide remains behind.

Barium Hydrosulphide, $\text{Ba}(\text{SH})_2$, is prepared by saturating water with barium hydroxide in an atmosphere of hydrogen at 100° and passing sulphuretted hydrogen free from oxygen through the solution heated to $60\text{--}70^\circ$ for several days.¹ It crystallises with $4\text{H}_2\text{O}$ in aggregates of colourless spear-shaped needles, which dissolve in water and lose sulphuretted hydrogen readily when heated, so long as water is also driven off, the sulphur then remaining only being given off at a red-heat.

Barium Tetrasulphide, BaS_4 , is obtained by boiling aqueous solutions of the sulphide or hydrosulphide with sulphur, and forms red crystals, containing according to Schöne $1\text{H}_2\text{O}$, and according to Veley, $2\text{H}_2\text{O}$. It dissolves in water, forming a deep red solution. A *barium trisulphide* and *pentasulphide* have also been described, but their existence is doubtful.

Bononian Phosphorus.—The Bononian phosphorus which has been already mentioned (p. 593) is best prepared by heating 5 parts of precipitated barium sulphate together with 1 part of powdered charcoal over an ordinary gas flame for 30 minutes, and then igniting it more strongly over a gas blowpipe for ten minutes. Whilst hot the mass must be filled into glass tubes and the tubes sealed. After exposure to sunlight or to the light of burning magnesium wire this mass phosphoresces in the dark with a bright orange-coloured light. The pure sulphide, like pure sulphide of calcium and of strontium, does not exhibit phosphorescence, but does so in the presence of small quantities of many metallic salts.²

Barium Sulphate, BaSO_4 , is by far the commonest and most widely distributed of the barium compounds, and occurs as heavy-spar, which crystallises in the rhombic system, Figs. 207—209. If anhydrous baryta be brought into contact with fuming sulphuric acid, or even with sulphuric acid which contains a small quantity of water, combination takes place with such rapidity that the mass becomes incandescent. On the other hand, pure sulphuric acid which has the exact composition, H_2SO_4 , does not act upon baryta, but if the mixture be touched in one place with a hot iron or with a moistened glass-rod, combination begins and is at once propagated throughout the mass (Kuhlman). Sulphuric acid and its salts precipitate the sul-

¹ Veley, *Journ. Chem. Soc.* 1886, 369.

² Lenard and Klatt, *Ann. Phys.*, 1904, (4), 15, 225, 425.

phate from a solution of a soluble barium salt in the form of a crystalline powder. The pure mineral heavy-spar has a specific gravity of 4.486 (H. Rose), the precipitated salt at 4° having a specific gravity of 4.53 (Schröder). This salt is almost insoluble in water, 1 liter dissolving¹ only 0.0024 gram at 18.3°. The solubility is greatly influenced by the size of the particles of the solid salt.² It is somewhat more soluble in dilute acids and in the presence of many salts, *e.g.*, sodium thiosulphate. Barium sulphate is precipitated in a remarkable gelatinous form when dilute sulphuric acid is added to a solution of baryta in methyl alcohol, which when dried and heated forms hard masses resembling porcelain. A number of other salts of the alkaline

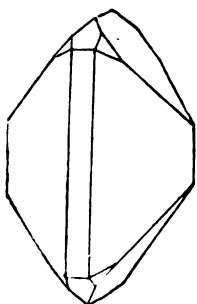


FIG. 207.




FIG. 208.

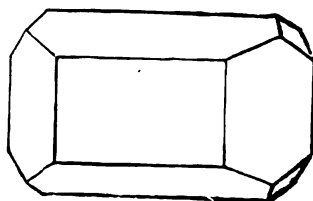


FIG. 209.

earth metals can be obtained in a similar form.³ If a salt of barium be heated with concentrated sulphuric acid, the sulphate dissolves to a certain extent and separates out on cooling in crystals having the composition $H_2SO_4, BaSO_4$, and if this acid solution be exposed to moist air bright silky needles are formed having the composition $H_2SO_4, BaSO_4, 2H_2O$.

The crude heavy-spar is prepared for use as a paint, either alone or along with white lead, by being finely ground, treated with sulphuric acid to remove salts of iron, washed and dried. Artificial barium sulphate is also manufactured on a large scale and is known as *permanent white*, or *blanc fixé*. This preparation is largely used as a pigment and is much to be preferred for this purpose to the finely ground mineral, inasmuch as the latter, with its denser structure, is transparent and has but little

¹ Küster, *Zeit. anorg. Chem.* 1896, 12, 261.

² Hulett, *Zeit. physikal. Chem.* 1901, 37, 398.

³ Neuberg and Neimann, *Biochem. Zeitschr.* 1906, 1, 166.

“body” or covering power. In order to prevent the formation of finely divided crystals a solution of barium chloride having a specific gravity of 1.19 is precipitated in the cold with dilute sulphuric acid having a specific gravity of 1.245. The precipitate is washed with cold water and sent to market in the moist state. In addition to its value as a paint, blanc fixé is largely used for giving weight to cards and paper.

Barium Disulphate, BaS_2O_7 .—If powdered barium sulphate be intimately mixed with fuming sulphuric acid it dissolves, forming a syrup, which on heating to 150° deposits the disulphate in glistening granular crystals which do not melt on heating and decompose at a dull red-heat.

Barium Dithionate, $\text{BaS}_2\text{O}_6 \cdot 2\text{H}_2\text{O}$.—This salt is prepared by decomposing the corresponding manganese salt with barium sulphide. On allowing the solution to evaporate in a warm place glittering rhombic crystals of the salt are deposited. It dissolves at 18° in 4.04, and at 100° in 1.1 parts of water. On heating it is converted without change of form into barium sulphate.

Barium Persulphate, BaS_2O_8 , is obtained by the action of barium hydroxide on ammonium persulphate, and crystallises in monoclinic prisms which are readily soluble in water and gradually decompose on keeping, with formation of barium sulphate.

BARIUM AND NITROGEN.

275 *Barium Nitride*, Ba_3N_2 , is obtained by passing nitrogen over barium or barium amalgam heated to redness, but is best prepared by heating barium amide at 430° in a vacuum,¹ and forms a voluminous yellow powder, which volatilises slightly at $1,000^\circ$ without melting. It is decomposed by water with formation of ammonia and barium hydroxide, and yields barium cyanide when heated in a current of carbonic oxide.²

Barium azoimide, $\text{Ba}(\text{N}_3)_2$, obtained from ammonium nitride solution by boiling with baryta, forms hard, lustrous crystals which explode at 217° .

Barium Amide, $\text{Ba}(\text{NH}_2)_2$.—When ammonia is passed over cooled metallic barium a red mass and then a blue liquid is formed, which is regarded by Mentrel³ as a solution of *barium*

¹ Guntz and Mentrel, *Bull. Soc. Chim.* 1903 [3], 29, 578.

² Maquenne, *Compt. Rend.* 1892, 114, 25, 220.

³ *Compt. Rend.* 1902, 135, 740.

ammonium, $Ba,6NH_3$ in ammonia, but is more probably¹ a solution of metallic barium in liquid ammonia (see p. 372). At 200° ammonia is decomposed by barium with formation of the amide,² which is a greyish white mass and melts at 280°.

Barium Nitrite, $Ba(NO_2)_2$, can be readily prepared by bringing a mixture of 360 grams of sodium nitrite and 610 grams of barium chloride into a boiling solution of 360 grams of sodium nitrite, filtering from the sodium chloride which is precipitated, cooling and recrystallising. It crystallises with $1H_2O$ in prisms, and serves as a convenient source for the preparation of the nitrites of other metals.³

Barium Nitrate, $Ba(NO_3)_2$.—This salt is prepared on the large scale either by decomposing the carbonate or sulphide by dilute nitric acid, or by mixing hot saturated solutions of sodium nitrate and barium chloride. On cooling, the larger portion of the barium nitrate crystallises out, and the remaining portion is obtained by evaporating the mother liquors. Barium nitrate crystallises in combinations of the cube and octahedron, and in other more complicated forms of the regular system (Lewis). Its specific gravity is 3.2; it possesses an acrid taste and melts at a temperature of 593° (Carnelley). 100 parts of water dissolve :

At	0°	10°	20°	50°	80°	100°	102°
$Ba(NO_3)_2$	5.0	7.0	9.2	17.1	27.0	32.2	34.8

The salt is insoluble in concentrated nitric acid and in absolute alcohol and dissolves only sparingly in these liquids diluted with water. Barium nitrate is largely used for pyrotechnic purposes, especially for the preparation of green fire, and for the manufacture of an explosive powder known as *saxifragin*, which consists of a mixture of 76 parts of nitrate of barium, 22 parts of carbon, and 2 parts of nitre.

BARIUM AND CARBON.

276 Barium Carbide, BaC_2 .—This substance is obtained by heating baryta with charcoal in an electric furnace, and closely resembles the corresponding calcium compound.

¹ Ruff and Geisel, *Ber.* 1906, **39**, 828.

² Guntz and Mentrel, *Bull. Soc. Chim.* 1903 [3], **29**, 578.

³ Witt and Ludwig, *Ber.* 1903, **36**, 4384. See also Arndt, *Zeit. anorg. Chem.* 1901, **27**, 341.

Barium Carbonate, BaCO_3 .—Barium carbonate occurs in nature as witherite. This mineral was discovered at Leadhills in Scotland by Withering in the year 1783. It crystallises in rhombic prisms and pyramids, is isomorphous with aragonite, and is chiefly found in England, one of its most celebrated localities being Fallowfield in Northumberland. It also occurs in Silesia, Hungary, Styria, Russia, Chili, and other places. Alstonite, $(\text{Ba,Ca})\text{CO}_3$, is isomorphous with witherite, and contains the two metals in varying proportions. Baryto-calcite, on the other hand, has the formula $\text{BaCO}_3, \text{CaCO}_3$, and crystallises in the monoclinic system.

Artificial barium carbonate is a dense white powder of sp. gr. 4.275, obtained when a solution of chloride of barium is poured into an excess of a hot solution of ammonium carbonate. Barium carbonate appears to undergo a polymorphic change¹ at 811° and does not melt below $1,350^\circ$ when heated in an atmosphere of carbon dioxide.² When heated in the air a basic carbonate, $\text{BaO}, \text{BaCO}_3$, appears to be formed, which melts below 980° . The dissociation pressure is 2.7 mm. of carbon dioxide at $1,000^\circ$ and 381 mm. at $1,300^\circ$.

One liter of water dissolves only about 0.02 gram of barium carbonate at 18° , but it is more readily soluble in water containing carbonic acid. The artificial salt is employed in chemical analysis, and powdered witherite in the preparation of other barium salts and as a rat bane.

Silicates of Barium.—It has been already stated that many of these salts occur as crystalline minerals. Barium silicate is also a constituent of baryta-glass, a flint glass in which the lead has been replaced by barium (p. 565).

DETECTION AND ESTIMATION OF BARIUM.

277 The non-luminous gas-flame is coloured a yellowish-green tint when any volatile barium compound is brought into it. The barium compounds yield the most complicated of the spectra of the alkalis and alkaline earths. The spectrum is, however, at once distinguished by the green lines $\text{Ba}\alpha$ and $\text{Ba}\beta$, which are by far the most distinct, appearing the first and continuing during the whole of the experiment. $\text{Ba}\gamma$ is not nearly so distinct, but is still a well-marked and characteristic line. As the

¹ Boeke, *Zeit. anorg. Chem.* 1906, **50**, 1244.

² Finkelstein, *Ber.* 1906, **39**, 1585.

spectrum of the barium compounds is more extended than the spectra of the compounds of the other metals, the reaction is not observed with so great a degree of delicacy, but it appears from Bunsen's experiments that about $\frac{1}{10000}$ of a milligram of barium salt may be detected with the greatest certainty. The chloride, bromide, iodide, and fluoride of barium, as well as the hydroxide, the sulphate, and carbonate, show the reaction best. It may be obtained by simply heating any of these salts in the flame. Silicates containing barium which are decomposed by hydrochloric acid give the reaction, if a drop of hydrochloric acid be added to them before they are brought into the flame. Baryta-harmotome, treated in this way, gives the lines Caa and $Ca\beta$, together with the bands Baa and $Ba\beta$. Compounds of barium with fixed acids, giving no reaction either when alone or after addition of hydrochloric acid, should be fused with carbonate of sodium as described under strontium and the carbonate of barium thus obtained examined. If barium and strontium occur in small quantities together with large amounts of calcium, the carbonates obtained by fusion are dissolved in nitric acid and the dry salt extracted with alcohol; the residue contains only barium and strontium, both of which can almost always be detected. To test for very small traces of strontium or barium, the residual nitrates are converted into chlorides by ignition with sal-ammoniac, and the chloride of strontium is extracted by alcohol. Unless one or more of the bodies to be detected is present in very small quantities, the methods of separation just described are quite unnecessary. The detection of these three metals by the spectroscope is much facilitated by the use of a special burner in which a spray of the solution of the salts to be examined is brought into the flame.¹

Soluble barium salts are distinguished from those of strontium and calcium, inasmuch as they are *immediately* precipitated by a solution of calcium sulphate. The qualitative separation of barium from strontium and calcium is usually effected by the addition of potassium chromate to a solution of the mixed salts containing acetic acid, barium chromate being precipitated. Barium and strontium may be separated by treating the mixed chlorides with absolute alcohol, or preferably by the action of amyl alcohol on the mixed bromides,² the barium

¹ Riesenfeld and Wohlers, *Ber.* 1906, **39**, 2628.

² Browning, *Amer. J. Sci.* 1893, **44**, 459.

salt being almost insoluble in both solvents. For quantitative estimation barium is almost always weighed as the sulphate and in some special cases as the carbonate.

Atomic Weight of Barium.—The atomic weight of barium was determined by Marignac from the exact quantity of silver required to precipitate a known weight of crystallised barium chloride, and also from the weight of barium sulphate obtained from the same salt, the number obtained being 136.15. Richards¹ subsequently redetermined the atomic weight by ascertaining the equivalent of both barium chloride and bromide to silver and silver chloride or bromide, and the results, which agree very closely, give the average number $Ba = 136.4$ ($H = 1$), 137.4 ($O = 16$), which is now (1907) adopted.

¹ *Zeit. anorg. Chem.* 1892, **3**, 441; 1893, **6**, 89.

THE MAGNESIUM GROUP.

278 The elements of this sub-group differ from the metals of the alkaline earths more especially in the properties of the metals themselves, which are much more readily obtained in the free state and only undergo at most a slight superficial oxidation in the air at the ordinary temperature. At higher temperatures they combine with oxygen, forming the oxide corresponding to the divalent series of salts, and magnesium and zinc slowly decompose water at the boiling point. They are colourless and ductile metals, the melting and boiling points of which decrease with increasing atomic weight, mercury being a liquid at the ordinary temperature, whilst it solidifies at a low temperature to a malleable solid. Most of the salts closely resemble the corresponding salts of the alkaline earth-metals, except that they exhibit a greater tendency to form basic salts, and that the sulphates are readily soluble in water, and yield crystalline double salts. Mercuric sulphate forms an exception, as it is converted by water into an insoluble basic salt and a soluble acid salt, and mercury also differs from the other metals inasmuch as it forms a series of stable salts in which each atom of the metal only replaces one atom of hydrogen, in addition to the series common to all the members of the group, in which the metal is divalent. Some of the magnesium, zinc, and cadmium compounds combine with ammonia forming derivatives analogous to the ammoniacal copper compounds, mercury, in particular, yielding a large series of such derivatives.

GLUCINUM OR BERYLLIUM. $G1 = 9.03$ ($H = 1$).
 $= 9.1$ ($O = 16$).

279 Vauquelin in 1798 was the first to detect the existence of the oxide of this metal in beryl, this mineral having formerly been regarded as a compound of silica with lime or alumina. The earth contained in beryl was shown by Vauquelin to

be a distinct body, differing from both lime and alumina, inasmuch as it formed a soluble sulphate which was incapable of uniting with potassium sulphate to form an alum. Haiiy had previously observed that emerald was mineralogically identical with beryl, and on examining the former mineral Vauquelin found that it likewise contained the new earth. He did not give any special name to this new earth, but the editors of the *Annales de Chimie* gave it the name of glucina from $\gamma\lambda\upsilon\kappa\acute{\upsilon}\varsigma$ sweet, because its salts possessed a peculiar sweet taste. As, however, there are other salts which possess the same property, the name beryllia, derived from the mineral, was given to it by the German chemists. The metal has likewise received two names, glucinum and beryllium, the former of which is to be preferred on historical grounds and is here adopted, although the latter is still employed by chemists in Germany.

Glucinum occurs in many minerals, especially in beryl, $\text{Gl}_3\text{Al}_2\text{Si}_6\text{O}_{18} = 3\text{GlO}, \text{Al}_2\text{O}_3, 6\text{SiO}_2$, crystallising in hexagonal prisms, Figs. 210, 211, and 212 (Class 20, p. 185), which

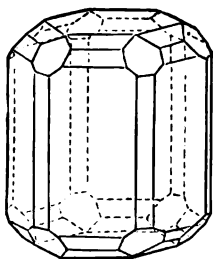


FIG. 210.

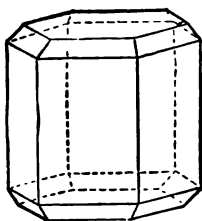


FIG. 211.

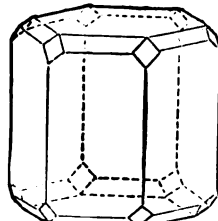


FIG. 212.

usually have a green colour, colourless beryl being seldom met with. The transparent green-coloured varieties of beryl are known as emerald, those possessing a bluish-green tint being termed aquamarine; the green colour of emerald is probably due to traces of chromium. Beryl occurs also of a blue, yellow, grey, and rose-red tint. When the mineral is transparent it is termed precious beryl; when translucent or opaque it is known as common beryl. Glucinum also occurs in leucophane, $\text{NaCaGlF}(\text{SiO}_3)_2$; in phenacite, Gl_2SiO_4 ; euclase, $\text{H}_2\text{O}, 2\text{GlO}, \text{Al}_2\text{O}_3, 2\text{SiO}_2$; and chrysoberyl, $\text{GlO}, \text{Al}_2\text{O}_3$, as well as in other minerals.

Metallic Glucinum was first obtained by Wöhler in the year 1828 by fusing the chloride with potassium. Prepared in this

way glucinum is a dark grey powder, which under the burnisher assumes a bright metallic lustre.¹

Debray first obtained the metal in a coherent state by placing in a glass tube two or more boats made of a mixture of clay and lime, the first containing glucinum chloride and the others metallic sodium. The air having been replaced by dry hydrogen, the boats were heated, by which means the glucinum chloride was vaporised and then reduced by the melted sodium. Later Nilson and Pettersson² prepared it by heating potassium glucinum fluoride with the calculated quantity of sodium in a steel crucible. Glucinum can also be prepared by the electrolysis of a fused mixture of the chloride with sodium chloride and ammonium chloride³ or of the fused double fluorides, $\text{GlF}_2, 2\text{NaF}$, or GlF_2, NaF , the pure halogen salts offering too great a resistance to the current.⁴ The metal has a specific gravity of 1.93, and a specific heat of 0.4246 (Nilson and Pettersson), giving an atomic heat of 4.2 (see p. 20). It is a hard metal, possesses a bright silver-white colour,⁵ melts at a lower temperature than silver, and when heated before the blowpipe becomes covered with a film of oxide which prevents further oxidation. In the finely powdered state, on the other hand, it takes fire when heated in the air and burns with great brilliancy. The powdered metal dissolves in dilute acids; the compact form is readily soluble in dilute hydrochloric acid, but dilute sulphuric acid dissolves it only when warm, whilst concentrated nitric acid does not attack it in the cold, and on heating does so only slowly. The metal does not decompose water even at a red heat (Debray). Ammonia does not act either on the powder or on the compact metal, but both forms dissolve readily in caustic potash with evolution of hydrogen.

¹ *Ann. Chim. Phys.* 1855 (3), 44, 5.

² *Wied. Ann.* 1878, 4, 554.

³ Borchers, *Journ. Chem. Soc. Abstr.* 1896, ii. 521.

⁴ Lebeau, *Compt. Rend.* 1893, 126, 744. Compare Warren, *Chem. News*, 1895, 72, 310.

⁵ Compare on this point Kahlbaum and Sturm, *Zeit. anorg. Chem.* 1905, 46, 237.

GLUCINUM COMPOUNDS.

GLUCINUM AND OXYGEN.

280 *Glucinum Oxide, Glucina, or Beryllia*, BeO .—To obtain this earth from beryl the latter is fused with twice its weight of potassium carbonate and the melt treated with sulphuric acid; the excess of acid is evaporated off, water added, the silica removed by filtration and the solution concentrated. Almost the whole of the aluminium separates out on cooling as alum, and the mother liquor then contains chiefly the sulphates of glucinum and iron with small quantities of alum. To separate the glucinum advantage is taken of the solubility of glucinum hydroxide and carbonate in an excess of ammonium carbonate solution, the iron and alumina being left for the most part undissolved. In carrying out the separation the mother liquor is poured into a concentrated solution of ammonium carbonate, the liquid allowed to stand for several days, and the precipitated iron and aluminium salts filtered off. The filtrate on boiling deposits a basic glucinum carbonate together with a little ferric hydroxide.¹

To prepare pure glucina from this precipitate, it is redissolved in ammonium carbonate solution, and a strong current of steam blown through the liquid, which precipitates the glucina; this process is repeated several times, and the final precipitate is dissolved in hydrochloric acid, precipitated with ammonia, washed and dried.² According to Krüss³ it then still contains a small quantity of impurity, which is removed by redissolving in ammonium carbonate solution, adding a little ammonium sulphide, and allowing it to stand for several days. A slight black precipitate is formed, and the filtered solution yields pure glucina.

According to Gibson the best method of preparing glucina from beryl is as follows:—Coarsely powdered beryl is heated with 6 parts of ammonium hydrogen fluoride for 10—12 hours at a heat not exceeding dull redness. The aluminium is thus almost completely converted into insoluble aluminium fluoride, and the residue on treatment with water yields a solution con-

¹ Joy, *Amer. J. Sci.* 1863, (2), 6, 83.

² Humpidge, *Proc. Roy. Soc.* 836, 39, 1.

³ *Ber.* 1890, 23, 727.

taining chiefly glucinum and iron fluorides. This is evaporated to dryness, and heated with strong sulphuric acid until the ferric sulphate formed commences to decompose, fluorine and silicon being thus completely removed. The solution obtained on adding water is boiled with nitric acid to oxidise the iron to the ferric state, and the filtered liquid poured into an excess of concentrated ammonium carbonate solution. The bulk of the iron separates on addition of an equal volume of hot water, and the filtrate is then mixed with an excess of mercuric chloride and precipitated with ammonium sulphide, the whole of the iron coming down together with the mercuric sulphide, whereas it is only partially precipitated if no mercury be first added. The filtered solution is boiled to precipitate the basic glucinum carbonate, which on ignition yields pure glucina, any traces of ammonium and mercury salts being volatilised with the carbon dioxide.¹

To prepare glucina from leucophane, the latter, after separation from admixed tourmaline, is heated with sulphuric acid to remove fluorine, the excess of acid boiled off, the residue boiled with water, and the filtered extract added to an excess of ammonium carbonate solution. After ten days the solution is filtered, the filtrate boiled, and the precipitated crude basic glucinum carbonate treated in the manner already described.²

Glucina is a white amorphous powder having a specific gravity of 3.016, which when heated to the highest temperature of a wind furnace assumes the form of microscopic prisms resembling corundum (Rose). It may be easily obtained in this form by the ignition of a mixture of glucinum and potassium sulphates (Debray), and when fused in the electric arc forms a crystalline mass,³ harder than ruby, which has the specific gravity 3.025. It is insoluble in water, and only dissolves in dilute acids when it has not been strongly ignited. Concentrated boiling sulphuric acid dissolves it easily, and if it be fused with an alkali, and the cold mass treated with water, the glucina goes into solution.

Glucinum Hydroxide, $\text{Gl}(\text{OH})_2$.—This is thrown down as a gelatinous precipitate when a glucinum salt is precipitated with ammonia. This precipitate is soluble in acids, caustic alkalis.

¹ *Journ. Chem. Soc.* 1893, 909. Compare Lebeau, *Compt. Rend.* 1895, 121, 641; Pollok, *Journ. Chem. Soc.* 1904, 603.

² Kriess and Moraht, *Ber.* 1890, 23, 727.

³ Lebeau, *Compt. Rend.* 1896, 123, 818.

and alkali carbonates, but when heated with water or dilute ammonia, or when preserved dry, it gradually becomes much less soluble.¹ On drying it forms a voluminous white powder which is converted into the oxide by ignition.

SALTS OF GLUCINUM.

281 *Glucinum Chloride*, GlCl_2 , is obtained in the form of white needle-shaped crystals when a mixture of the oxide and sugar-charcoal is ignited in a current of dry chlorine gas. It melts at 440° (Lebeau) and boils at about 520° (Nilson and Pettersson), and the specific gravity of its vapour² is 2.72, corresponding to the formula GlCl_2 . It is deliquescent, and dissolves in water with evolution of heat. When the aqueous solution is allowed to evaporate over sulphuric acid, colourless crystals of the hydrated chloride, $\text{GlCl}_2 \cdot 4\text{H}_2\text{O}$, separate out. Glucinum chloride forms double salts with iodine trichloride,³ platinum chloride, tin chloride, and mercuric chloride. Several basic chlorides have also been described; they are, however, not well defined.

The *iodide*, GlI_2 , melts at about 510° , and its vapour burns in the air when strongly heated. The *fluoride*, GlF_2 , melts at about 800° , and is converted by oxygen into the oxyfluoride.⁴

Sulphates of Glucinum.—The normal salt, $\text{GlSO}_4 \cdot 4\text{H}_2\text{O}$, crystallises from a hot saturated solution in tetragonal pyramids which dissolve at the ordinary temperature in their own weight of water, possess a sweet taste, and effloresce on exposure to the air. When heated they first melt in their water of crystallisation, leaving the anhydrous salt on further heating, which decomposes at a red-heat, glucina remaining behind. In contact with a saturated solution this hydrate passes at about 112° into the dihydrate, which is stable in dry air and melts at 158° , yielding the monohydrate, and this loses all its water at 220° ; a hexahydrate also exists.⁵ The sulphate does not form mixed crystals with the sulphates of copper, nickel, iron, &c.,

¹ Hahn and van Oordt, *Zeit. anorg. Chem.* 1904, **38**, 377. van Oordt, German Patent, 165488 (19/12/03).

² Humpidge, *Proc. Roy. Soc.* 1885, **38**, 188; Nilson and Pettersson, *Ber.* 1884, **17**, 987.

³ Weinland and Schlegelmilch, *Zeit. anorg. Chem.* 1902, **30**, 134.

⁴ Lebeau, *Compt. Rend.*, 1898, **126**, 1272, 1418.

⁵ Levi-Malvano, *Zeit. anorg. Chem.* 1906, **48**, 446. Parsons, *J. Amer. Chem. Soc.* 1904, **26**, 1433.

and differs in this respect from the sulphates of the magnesium group of metals.¹

Glucinum readily forms basic sulphates, which are obtained by boiling the normal sulphate with glucinum carbonate; they form gelatinous or gum-like masses, and are probably not definite compounds.

Glucinum Nitrate, $\text{Gl}(\text{NO}_3)_2 \cdot 3\text{H}_2\text{O}$, crystallises with difficulty. It is extremely deliquescent, and is easily soluble in alcohol. When heated for twenty hours on the water-bath a thick mass of the basic salt, $\text{Gl}(\text{OH})\text{NO}_3 \cdot \text{H}_2\text{O}$, is obtained, which is readily soluble in water.

Glucinum Carbide, GlC_2 , is obtained by heating glucina with sugar-charcoal, and a little oil, to a very high temperature in the electric furnace, and forms transparent yellowish-brown microscopic crystals, which are slowly decomposed by water and dilute acids with evolution of pure methane.²

Glucinum Borocarbide, $\text{C}_4\text{B}_6\text{Gl}_6$, is produced when glucina is heated with boron in a carbon boat in the electric furnace. It forms a hard crystalline mass, which is not attacked by water, and is only superficially oxidised when heated in oxygen.³

Carbonates of Glucinum.—The normal carbonate, $\text{GlCO}_3 \cdot 4\text{H}_2\text{O}$, is obtained by passing carbon dioxide for a considerable time through water containing basic carbonate of glucinum in suspension. The solution is allowed to evaporate over sulphuric acid in an atmosphere of carbon dioxide. Crystals are then formed which readily decompose with evolution of carbon dioxide.

When a solution of a glucinum salt is added to an alkali carbonate, or when a solution of the oxide in ammonium carbonate is boiled, a basic carbonate of varying composition separates out as a white powder.

DETECTION AND ESTIMATION OF GLUCINUM.

282 The salts of this metal do not impart any tint to the non-luminous gas-flame. The glucinum spark-spectrum contains two characteristic bright lines in the blue, having a wave-length of 4,573 and 4,489 (Kirchhoff and Thalén). These lines are,

¹ Retgers, *Zeit. physikal. Chem.* 1896, **20**, 481.

² Lebeau, *Compt. Rend.* 1895, **121**, 496; Henry, *Compt. Rend.* 1895, **121**, 600.

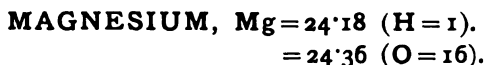
³ Lebeau, *Compt. Rend.* 1898, **126**, 1347.

however, not seen when the chloride is volatilised in the electric arc (Bunsen).

Glucinum may be readily separated from all other metals by the fact that its oxide is soluble in ammonium carbonate solution. In the process of analysis it is precipitated together with alumina, and it may be separated from this earth by treatment with ammonium carbonate. For quantitative estimation and for separation from alumina and ferric oxide the method proposed by Joy may be employed. The precipitate is treated with ammonium carbonate, the filtrate boiled, and the precipitated basic carbonate of glucinum converted by ignition into the oxide, which is weighed. The metal can also be separated from aluminium by boiling the neutral solution with sodium thiosulphate, which precipitates aluminium hydroxide.¹

Glucinum can be quantitatively precipitated as hydroxide by ammonia or by a boiling solution of iodate and iodide of potassium (Glassmann).

The *Atomic Weight* of glucinum has been determined by Nilson and Pettersson² by analysis of the sulphate, and found to be 9.04, whilst Krüss and Moraht³ by the same method found it to be 8.99. Parsons,⁴ by the analysis of certain organic derivatives, the acetylacetonate and the basic acetate, has obtained the number 9.03 (H = 1), 9.1 (O = 16), which is now (1907) adopted as the most probable value.



283 Nehemiah Grew, a London physician living in the seventeenth century and for some time secretary of the Royal Society, published in the year 1695 an account of a peculiar salt found in the well-known mineral spring at Epsom under the title "*De salis carthartici in aquis Ebshamensibus et aliis contenti natura et usu.*" The medicinal value of this salt soon afterwards became widely celebrated, and the salt was known in England as Epsom-salts, and on the Continent as English-salt. The presence of the same substance was soon afterwards detected in other English mineral springs, and George and Francis Moutt in the year 1700 established a large manufactory of the salt near

¹ Glassmann, *Ber.* 1906, **39**, 3366.

² *Ber.* 1880, **13**, 1451.

³ *Ibid.* 1890, **23**, 2556.

⁴ *J. Amer. Chem. Soc.* 1904, **26**, 721; *Zeit. anorg. Chem.* 1905, **46**, 215.

London, obtaining it from a spring at Shooter's Hill. In 1710 Hoy discovered that the same salt could be obtained by crystallisation from the mother-liquors of sea-water after addition of green vitriol (ferrous sulphate). The same salt was subsequently shown to exist by Fr. Hoffmann in the Seidlitz mineral water. Another compound of magnesium having medicinal value was also discovered at the beginning of the eighteenth century by a Roman ecclesiastic and termed by him *magnesia alba*. Why this name was given to it in contrast to *magnesia nigra*—as black oxide of manganese was then called—is not known. The mode of preparation of this substance was for some years kept secret, until in the year 1707 Valentini, of Giessen, pointed out that *magnesia alba* could be obtained by boiling down the mother-liquors from the preparation of nitre and igniting the residual products. Shortly afterwards, in 1709, Slevogt, of Jena, prepared the same substance by the precipitation of saltpetre mother-liquors with a fixed alkali. The substance thus obtained was a mixture of calcium carbonate and magnesium carbonate in varying proportions, and hence its medicinal action was very variable, and a satisfactory discrimination between lime and *magnesia* was rendered more difficult. The distinction between these two earths was first clearly pointed out by Black in the year 1755. He showed that white *magnesia* was a compound of fixed air with a peculiar earth, which differed from lime in yielding a soluble sulphate. The properties of the new earth were subsequently more completely investigated by Bergman in 1775, but Black retained for it the name of *magnesia*. When Davy proved that this earth was the oxide of a metal, the name of *magnium* was given by him to this metal, the name *magnesium* or *manganesium* being at that time used to designate the metal contained in pyrolusite. This confusion was put an end to by the general adoption of the name *magnesium* for the metal contained in *magnesia alba*, and of *manganese* for that contained in pyrolusite.

Magnesium is a metal widely distributed in nature. It is found as magnesite, MgCO_3 ; dolomite, $\text{MgCa}(\text{CO}_3)_2$; kieserite, $\text{MgSO}_4 \cdot \text{H}_2\text{O}$; epsomite, $\text{MgSO}_4 \cdot 7\text{H}_2\text{O}$; kainite, $\text{MgSO}_4 \cdot \text{KCl} \cdot 3\text{H}_2\text{O}$; carnallite, $\text{MgCl}_2 \cdot \text{KCl} \cdot 6\text{H}_2\text{O}$; spinel, $\text{MgO} \cdot \text{Al}_2\text{O}_3$; asbestos, $\text{CaMg}_3(\text{SiO}_3)_4$; talc, $\text{H}_2\text{Mg}_3(\text{SiO}_3)_4$; meerschaum, $\text{H}_2\text{Mg}_2(\text{SiO}_3)_3 \cdot \text{H}_2\text{O}$, and as the chief constituent of many silicates, such as augite, olivine, tourmaline, and serpentine, while it is contained in smaller quantities in most of the other silicates.

Magnesium sulphate, $MgSO_4$, is a chief constituent of certain saline springs, whilst the chloride, $MgCl_2$, occurs in salterns and in sea-water. Magnesium is also found in the animal and vegetable worlds. The bones of animals and the seeds of the cereals contain small quantities of magnesium phosphate, and ammonium magnesium phosphate separates out from urine on standing, thus giving rise to many urinary deposits as well as to gravel and stone. The same salt likewise occurs in guano.

284 Preparation of Metallic Magnesium.—Davy was the first to prepare metallic magnesium, but he did not obtain it in the pure state. It was first obtained as a coherent metal by Bussy,¹ who fused the anhydrous chloride of magnesium with potassium. Bunsen afterwards obtained it by the electrolysis of magnesium chloride, which is for this purpose fused in a porcelain crucible² (Fig. 213): the carbon of the negative pole is cut so as to form pockets, as shown in Fig. 214, inside which



FIG. 213.



FIG. 214.

the metal is deposited: unless this precaution be taken, the metal, being lighter than the fused chloride, rises to the surface and burns. As it is difficult to prepare the pure chloride, Matthiessen employed a mixture of the chlorides of potassium and magnesium in the ratio of 3 molecules of potassium chloride to 4 of magnesium chloride.³

The manufacture of magnesium on the large scale was first effected by Sonstadt and Mellor. The process employed was essentially that of Caron and Deville,⁴ which consisted in heating together magnesium chloride, fluor-spar, and sodium. Wöhler suggested the use of the fused double chloride of magnesium and sodium instead of anhydrous magnesium chloride, whilst Sonstadt introduced the use of fused carnallite.

¹ *Journale de Chimie Medicale Ann.* 1830, 141.

² *Annalen*, 1852, **82**, 137.

³ *Journ. Chem. Soc.* 1856, 107.

⁴ *Ann. Chim. Phys.* 1863 [3], **67**, 347.

An important improvement was the distillation of the crude metal, as this usually contains carbon, silicon, and nitrogen. The fact that magnesium can be readily distilled was indeed discovered by Deville and Caron, but first technically employed by Sonstadt. For this purpose the crude magnesium is placed in an iron crucible having an iron tube passing through from the bottom to within an inch of the lid. The crucible is filled with the crude metal to the level of the mouth of the tube, the lid carefully screwed and luted down, and the air displaced by a current of hydrogen or coal-gas. As the crucible becomes heated the magnesium distils over, passing through the upright tube into a box placed below, where, on the completion of the operation, it is found in the form of a coherent mass which is subsequently melted and cast into ingots or any other form that may be required.

Magnesium is now mainly manufactured by the electrolysis of fused carnallite, which gives up its water of crystallisation and forms a clear fluid below 700° C. The electrolysis is conducted in a closed electric furnace, and a current of coal gas or hydrogen is passed through during the process to remove all oxygen and to carry off the chlorine which is evolved, and thus prevent its action on the metallic magnesium which is set free and floats on the surface of the fused electrolyte. A current density of 0.15 ampère per square centimetre of cathode area is required. The metal is usually pressed when in a semi-fluid state into wire of varying thickness and of any required length, and this afterwards flattened into ribbon, in which form it usually occurs in commerce.

The magnesium industry is quite small, although the increased use of "magnalium" alloys has given it an impetus. These alloys¹ consist of aluminium and magnesium. The alloy containing 10 per cent. of magnesium resembles zinc, with 15 per cent. it resembles brass, and with 25 per cent. it resembles bronze. These alloys give good castings, which can be worked like brass, and are lighter than aluminium.

285 *Properties.*—Magnesium is a brilliant white metal, which melts at 632.7° (Heycock and Neville) and boils at about 1100° . It has a specific gravity of 1.75 and a granular crystalline fracture, and is sometimes obtained in hexagonal crystals isomorphous with those of cadmium and zinc. It preserves its lustre in dry air, but in moist air becomes covered with a film of oxide, and when

¹ *Eng. and Min. Journal*, 1899, **68**, 664.

a piece of ribbon is held in the flame of a candle it burns with an intensely white light, forming a mixture of magnesia and magnesium nitride. The heated metal readily decomposes steam, hydrogen being evolved and magnesia produced. Magnesium also burns readily in carbon dioxide, carbon being deposited. Magnesium readily dissolves in dilute acids, and begins to decompose concentrated sulphuric acid at 215° .¹ It is not acted on by alkalis. When the metal is brought into a solution of one of its salts, it slowly dissolves, hydrogen being evolved and the hydroxide or a basic salt being produced.² It brings about a similar decomposition in many other salt solutions, producing for example in a solution of copper sulphate a precipitate of copper and cuprous oxide and an evolution of hydrogen.³

Magnesium has been obtained by the electrical method (p. 74) in the form of an olive green, unstable colloidal solution in ether.⁴

The light from burning magnesium wire is rich in chemically active rays, so that it is possible to photograph by means of it. Bunsen and Roscoe have determined the actinic value of this light compared with that of the sun.⁵ They showed that a burning surface of magnesium wire, which seen from a point at the sea's level has an apparent magnitude equal to that of the sun, effects, at that point, the same chemical action as the sun would do if shining from a cloudless sky at the height of $9^{\circ} 53'$ above the horizon. On comparing the visible brightness of these two sources of light it was found that the brightness of the sun's disc as measured by the eye is 524.7 times as great as that of burning magnesium when the sun's zenith-distance is $67^{\circ} 22'$, whilst at the same zenith-distance the sun's *chemical brightness* was only 36.6 times as great. Hence the value of this light as a source of chemically active rays for photographic purposes becomes at once apparent. The light from burning magnesium has been employed for signalling, and

¹ Adie, *Proc. Chem. Soc.* 1899, 133.

² Kippenberger, *Chem. Zeit.* 1895, 19, 269; Vitali, *L'Orosi*, 1895, 18, 289; Lemoine, *Compt. Rend.* 1899, 129, 291; Bryant, *Chem. News*, 1899, 79, 75; Kahlenberg, *J. Amer. Chem. Soc.* 1903, 25, 380; Roberts and Brown, *J. Amer. Chem. Soc.* 1903, 25, 801.

³ Commaille, *Compt. Rend.* 1866, 63, 556; Clowes and Caven, *Proc. Chem. Soc.* 1897, 221; Divers, *Proc. Chem. Soc.* 1898, 57; Tommasi, *Bull. Soc. Chim.* 1899 [3], 21, 885.

⁴ Svedberg, *Ber.* 1905, 38, 3616.

⁵ *Phil. Trans.* 1859, 920.

for military and naval purposes, and it is especially employed in pyrotechny. Magnesium powder mixed with an oxidising agent, such as potassium chlorate, is much used for the production of flash lights for photographic purposes.

Metallic magnesium combines with nitrogen on heating, forming the nitride, and has been used for the separation of the argon group of gases from atmospheric nitrogen; it is also made use of in chemical analysis, and in toxicological investigations, where, as it is perfectly free from arsenic, it may be used with advantage in Marsh's apparatus in the place of zinc. It also may be used in the estimation of nitrates and nitrites in drinking water, and in other cases, as a reducing agent. In the form of powder it reduces most metals from their oxides when heated with the latter, and is used for the preparation of several elements such as silicon and boron.¹

MAGNESIUM COMPOUNDS.

MAGNESIUM AND OXYGEN.

286 The only stable oxide of magnesium is the monoxide MgO , with which correspond the salts of the metal. The peroxide, MgO_2 , has not been obtained pure, and the existence of the suboxide, Mg_2O_3 , is doubtful.²

Magnesium Oxide or Magnesia, MgO .—This substance, which occurs as the mineral periclase, is formed when the metal burns in the air, and is also produced by the ignition of the magnesium salt of any volatile oxyacid. It is prepared on the large scale by igniting the carbonate, *magnesia alba*, and is known as *magnesia usta* or *calcined magnesia*. Two varieties of this are prepared from the corresponding varieties of the basic carbonate (p. 630), and they are known as light and heavy magnesia, the volumes occupied by equal weights being in the ratio of 3.5 to 1. When brought into water combination takes place and the hydroxide is formed,³ but the rate at which this combination occurs varies greatly with samples of the oxide which have been prepared by different methods. Thus the oxide prepared by gently heating the native carbonate or the nitrate sets

¹ Winkler, *Ber.* 1890, **23**, 44, 120.

² Baborovsky, *Ber.* 1903, **36**, 2719; *Zeit. Elektrochem.* 1905, **11**, 465.

³ Rose, *Pogg. Ann.* 1851, **83**, 450.

with water to a firm mass, whilst the light and heavy oxides combine rapidly but do not set, and crystals of the hydroxide are scarcely attacked by water.¹ It is tasteless, but in the moist state turns red litmus-paper blue. When heated in an electric furnace it forms transparent crystals, melts at about 2250°, and finally volatilises, though less readily than lime. When magnesia is ignited in a current of hydrochloric acid it is obtained in the form of regular cubes and octahedra, and if a mixture of magnesia and ferric oxide be treated in this way black octahedra of magnoferrite, $\text{MgO}, \text{Fe}_2\text{O}_3$, are formed, together with those of MgO containing a little ferric oxide; these are of a yellow colour, identical with periclase, a mineral found at Monte Somma, near Naples. Crystals resembling those of periclase are also formed when the hydroxide is heated to redness with caustic potash.²

Magnesia is employed as a medicine, as a refractory lining in furnaces, for the manufacture of crucibles,³ and in certain processes for the regeneration of chlorine from ammonium chloride.

Magnesium Hydroxide, $\text{Mg}(\text{OH})_2$, is obtained as a white precipitate when aqueous potassium or sodium hydroxide is added to a solution of a magnesium salt, and occurs in nature as the mineral brucite, which is found embedded in serpentine with other magnesium minerals. It has been found by the conductivity method that it dissolves in 115,000 parts of water at 18° (8.7 milligrams per liter), but direct determinations give higher numbers.⁴ The hydroxide can be dried at 100° without loss of water, but is converted into the oxide at a low red heat. The hydroxide is not precipitated from solutions of magnesium salts by ammonia in presence of ammonium salts, this being probably due to the fact that the presence of these salts greatly diminishes the dissociation of the molecules of NH_4OH present in aqueous ammonia (p. 137).⁵

Magnesium Peroxide.—When caustic soda is added to a solution of magnesium sulphate containing hydrogen peroxide, the precipitate contains a peroxide of magnesium, which has, however, not been prepared pure. The material obtained gradually

¹ See also Anderson, *Journ. Chem. Soc.* 1905, 257.

² de Schulten, *Bull. Soc. Fran. Min.* 1898, 21, 87.

³ See *Chem. Zeit.* 1906, 30, 211, 329.

⁴ Dupré, junr., and Bialas, *Zeit. angew. Chem.* 1903, 16, 54.

⁵ Lovén, *Zeit. anorg. Chem.* 1896, 11, 404; Treadwell, *Zeit. anorg. Chem.*, 1904, 37, 326.

loses oxygen when preserved, and after drying appears to contain about equal molecular proportions of the oxide and peroxide.¹ The commercial product usually contains about 8 per cent. of available oxygen.²

MAGNESIUM AND THE HALOGENS.

287 Magnesium Fluoride, MgF_2 , occurs as the mineral sellaïte in colourless tetragonal crystals, found at Montiers in Savoy. When pure magnesia is evaporated with an excess of aqueous hydrofluoric acid to dryness, this same compound is obtained as an amorphous mass almost insoluble in water. When this is fused with common salt and the mass gradually cooled, it is deposited in crystals which, after washing with water, exhibit the same form as sellaïte (Cossa).

Magnesium Chloride, $MgCl_2$, is contained in sea-water, in many brine-springs, and in various salt-beds, and is at present prepared in large quantities at Stassfurt. It forms several crystalline hydrates, the limits of stability of which in contact with a saturated solution are as follows: $12H_2O$ from -33.6° to -16.8° , the melting point being -16.4° ; $8H_2O(a)$ from -16.8° to -3.4° ; $6H_2O$ from -3.4° to 116.7° ; $4H_2O$ from 116.7° to 181.5° ; above this temperature $2H_2O$. In addition to these an isomeric labile hydrate with $8H_2O(\beta)$ is also known.³ 100 parts of water dissolve 53.5 parts of anhydrous salt at 10° , 73 parts at 100° , and 128 parts at 186° . The hydrate with $6H_2O$, which is deposited when a hot concentrated solution cools, crystallises in deliquescent needles, and is decomposed on heating above 186° , water and hydrochloric acid being given off and magnesia remaining. The anhydrous salt can be obtained by heating this hydrate to 175° in vacuum⁴ or by adding ammonium chloride to the solution, evaporating to dryness, carefully heating and finally igniting. It may also be obtained by evaporating the solution in a current of hydrochloric acid gas (Hempel), and forms a laminated crystalline solid, which dissolves in water with evolution of heat. It possesses a bitter

¹ Ruff and Geisel, *Ber.* 1904, **37**, 3683.

² Foregger and Philipp, *J. Soc. Chem. Ind.* 1906, **25**, 298. See also German Patent, No. 168271 (27/7/1901).

³ van't Hoff and Dawson, *Zeit. physikal. Chem.* 1897, **22**, 598; van't Hoff and Meyerhoffer, *Zeit. physikal. Chem.* 1898, **27**, 75; Bogorodsky, *J. Russ. Chem. Phys. Ges.* 1898, **30**, 735.

⁴ German Patent, 161662 (7/3/03).

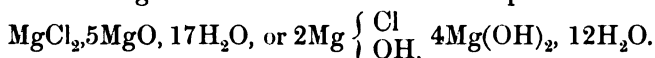
saline taste, and is now largely used for the purpose of dressing cotton goods. Magnesium chloride forms crystalline double salts with other chlorides, especially with those of the alkaline earths. Of these the following are the most important:

Potassium Magnesium Chloride or Carnallite, $\text{MgCl}_2, \text{KCl}, 6\text{H}_2\text{O}$.—This compound crystallises in rhombic prisms which deliquesce on exposure to the air, leaving a residue of potassium chloride.

Ammonium Magnesium Chloride, $\text{MgCl}_2, \text{NH}_4\text{Cl}, 6\text{H}_2\text{O}$, is deposited from solution in small rhombic crystals which dissolve in six parts of water.

Calcium Magnesium Chloride or Tachhydrite, $2\text{MgCl}_2, \text{CaCl}_2, 12\text{H}_2\text{O}$, occurs at Stassfurt in yellowish rounded masses which deliquesce on exposure to the air. It can readily be prepared by dissolving the constituent salts in a liquid containing 1,000 molecular proportions of water, 44 of magnesium chloride and 106 of calcium chloride, and cooling to 25° .¹

Oxychlorides of Magnesium.—If strongly ignited magnesia be brought into contact with a concentrated solution of the chloride, the mixture after standing for some hours solidifies to a mass so hard that it is capable of being polished (Sorel). A mass of this kind which had been exposed for six months to the air gave results on analysis which render it probable that it is a mixture of magnesium carbonate and the compound



This substance loses water on heating, but does not give off hydrochloric acid, and chloride of magnesium may be withdrawn from it by repeatedly boiling with water, leaving a residue of magnesium hydroxide as a hard non-crystalline mass resembling brucite.² If a solution of magnesium sulphate to which ammonia and sal-ammoniac have been added (a mixture frequently used in the laboratory) be allowed to stand for some time, a crystalline precipitate having the composition $2\text{Mg} \begin{Bmatrix} \text{OH} \\ \text{Cl} \end{Bmatrix}, 4\text{Mg}(\text{OH})_2, 8\text{H}_2\text{O}$ is sometimes formed (J. Davis).

Magnesium Bromide, MgBr_2 , occurs in sea-water and in many brine springs. The anhydrous salt is obtained by heating magnesium in bromine vapour, or by leading bromine vapour over an ignited mixture of magnesia and sugar-charcoal. It

¹ van't Hoff, *Zeit. anorg. Chem.* 1905, **47**, 271.

² Bender, *Annalen*, 1871, **159**, 341.

forms a white crystalline mass which hisses and evolves heat when brought into contact with water, and crystallises from a hot concentrated solution in needles, having the composition $\text{MgBr}_2 \cdot 6\text{H}_2\text{O}$. At 18° the saturated solution contains 103.4 parts of the anhydrous salt dissolved in 100 of water.¹ On heating the crystals, hydrobromic acid is given off and magnesia is left behind.² The bromide, like the chloride, forms many double salts,³ and also combines with many organic substances.

Magnesium Iodide, MgI_2 , is found together with the bromide in sea-water and brine-springs. It can be prepared by dissolving magnesia in hydriodic acid. On evaporation, hygroscopic crystals of the hydrate, $\text{MgI}_2 \cdot 8\text{H}_2\text{O}$, are deposited, which readily undergo decomposition with liberation of iodine. The solution saturated at 18° contains 148 parts of the anhydrous salt dissolved in 100 of water (Mylius and Funk).

MAGNESIUM AND SULPHUR.

288 *Magnesium Sulphide*, MgS .—This substance is not formed in the wet way, but is obtained when a mixture of magnesium filings and sulphur is heated to dull redness in a current of sulphur vapour⁴ or sulphuretted hydrogen. The product is a brown, coherent, hard, and brittle coke-like mass, mixed with a small quantity of magnesium oxide and some undecomposed metal. On exposure for some time to the air the difficultly fusible sulphide slowly tarnishes, and evolves sulphuretted hydrogen, and the granular and bright steel-grey fracture becomes dull and coated with a grey oxide. When heated in the electric furnace⁵ it forms cubical crystals of sp. gr. 1.85. It is slightly soluble in water, yielding a straw-yellow solution, but on exposure to the light it deposits sulphur and becomes colourless. This solution doubtless contains magnesium hydro-sulphide, $\text{Mg}(\text{SH})_2$, which may also be obtained by passing sulphuretted hydrogen into water containing magnesia in suspension.⁶ It is an extremely unstable compound, and on exposure to the air, or when heated, gives off sulphuretted hydrogen, leaving magnesia behind. A solution of this sub-

¹ Mylius and Funk, *Ber.* 1897, **30**, 1716.

² See Kreider, *Amer. J. Sci.* 1905 (4), **20**, 97.

³ de Schulten, *Bull. Soc. Chim.* 1897 (3), **17**, 167.

⁴ Parkinson, *Journ. Chem. Soc.* 1867, 127.

⁵ Mourlot, *Compt. Rend.* 1898, **127**, 180.

⁶ Berzelius, *Pogg. Ann.* 1825, **6**, 443.

stance has been proposed as a source of sulphuretted hydrogen for laboratory purposes.

Magnesium Sulphate, $MgSO_4$, occurs in nature as *kieserite*, $MgSO_4 \cdot H_2O$, and *Epsom salts* or *epsomite*, $MgSO_4 \cdot 7H_2O$. These two compounds can be readily distinguished by the action of water on them. Epsom salts is readily soluble in water, whilst kieserite is as sparingly soluble as gypsum. Kieserite occurs crystallised in rhombic prisms, but is more commonly found in granular masses which dissolve slowly when allowed to remain in contact with water, being gradually converted into Epsom salts. Epsom salts occur in many mineral-waters. The same compound is found as epsomite or hair-salt in silky fibres and fibrous crusts at Idria in Carniola, in the gypsum quarries of Montmartre near Paris, and in various other localities. The floors of the limestone caves in Kentucky, Tennessee, and Indiana are in many instances covered with minute crystals of epsomite mingled with earth. In the Mammoth cave in Kentucky it adheres in loose masses like snowballs (Dana).

The manufacture of magnesium sulphate from the upper layers of salt (*Abraumsalz*) at Stassfurt is carried out on the large scale. The crude kieserite is placed in sieves in water. The magnesium chloride and finely divided chloride of sodium dissolve, whilst the kieserite falls through the meshes of the net in small powder, and larger pieces of rock-salt, anhydrite, and earthy impurities remain behind. This powder is then brought into conical wooden moulds in which it is allowed to remain, and in which it soon becomes a hard coherent mass, inasmuch as a portion of the salt combines with water to form the heptahydrate which binds together the remaining powder of the kieserite. This kieserite-stone is then dried and powdered, and contains 80 to 90 per cent. of magnesium sulphate, and from 1 to 2 per cent. of common salt. It is either brought into the market in this form or worked up into Epsom salts. Sulphate of magnesium was formerly produced in considerable quantity by treating either native magnesium carbonate or dolomite with sulphuric acid; the gypsum formed in the latter case, being much less soluble than magnesium sulphate, is easily separated from it. Formerly, also, dolomite was burnt, the lime dissolved out by crude pyroligneous acid, and the residual magnesia treated with sulphuric acid (Henry).

Magnesium sulphate forms a large number of hydrates,

and the curve of equilibrium with a saturated solution has not been very accurately determined. The ordinary heptahydrate (Epsom salts) is stable in contact with a saturated solution from 1.8° to 48° , at which temperature it passes into the hydrate with $6\text{H}_2\text{O}$, which in its turn passes into kieserite at 68° . The heptahydrate crystallises from a hot concentrated solution in four-sided rhombic prisms (Class 6, p. 185), shown in Fig. 215, and is isomorphous with the corresponding sulphates of zinc and nickel. As a rule, the commercial salt occurs in the powdery form consisting of minute delicate needles obtained by quick crystallisation of a concentrated solution. The crystals are not efflorescent, but the commercial salt sometimes becomes moist in contact with air in consequence of the presence of traces of magnesium chloride. The crystals possess an unpleasant saline bitter taste and have a specific gravity of 1.685 (Schiff). On heating, they melt in their water of crystallisation, and lose six molecules at 150° , the

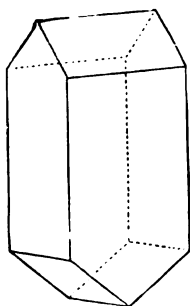


FIG. 215.

last molecule being termed by Graham *constitutional water*, because it is not driven off until a temperature of 200° is reached. The solution saturated in contact with this hydrate at 10° contains 30.9 parts of anhydrous salt in 100 of water, and at 40° , 45.6 parts.

When a boiling and concentrated solution of magnesium sulphate is placed in a closed vessel it remains supersaturated when cold. Such a solution may stand for weeks or months without solidification, but milk-white crystals of the hexahydrate are sometimes deposited, and, sometimes, monoclinic tablets of a labile heptahydrate. From this it is seen that the heptahydrate is dimorphous; this is also shown by the fact that it crystallises as an isomorphous constituent with monoclinic ferrous sulphate, $\text{FeSO}_4 \cdot 7\text{H}_2\text{O}$. Magnesium sulphate is insoluble in absolute alcohol.

Epsom salts is largely used as a purgative, and, like the chloride, is employed as a dressing for cotton goods. It is also used in dyeing with aniline colours, as goods thus dyed are found to stand the action of soap better, this being probably due to the formation of an insoluble magnesia soap.

Magnesium sulphate forms a series of characteristic double

salts with the sulphates of the alkali-metals. These have the general formula $MgSO_4.M_2SO_4.6H_2O$, and crystallise in well-developed monoclinic prisms.¹ It also forms a large number of other double salts, many of which occur as minerals. When the anhydrous sulphate is dissolved in hot concentrated sulphuric acid the solution on standing deposits the compound $MgSO_4.H_2SO_4$, in six-sided tablets, which soon absorb moisture from the air and are thereby decomposed.²

MAGNESIUM AND NITROGEN, PHOSPHORUS AND ARSENIC.

289 *Magnesium Nitride*, Mg_3N_2 .—Deville and Caron, when preparing magnesium, observed that the distilled metal sometimes appeared covered with small transparent needles,³ which decomposed in moist air with formation of ammonia and magnesia, and therefore contained a nitride of magnesium. This compound was obtained in the amorphous state by Briegleb and Geuther,⁴ by igniting magnesium in ammonia or in nitrogen gas. The nitride of magnesium thus prepared is a greenish-yellow amorphous mass, which when heated in dry oxygen gas is converted, with bright incandescence, into magnesia. The nitride is, however, produced when compressed magnesium turnings are burnt in the air, and is covered by a layer of oxide.⁵ On exposure to the air or when treated with water it is quickly decomposed into ammonia and magnesia, so much heat being evolved in the latter case that the water boils. When heated in a current of sulphuretted hydrogen gas ammonium sulphide and magnesium sulphide are formed.

Magnesium Nitrate, $Mg(NO_3)_2$.—This salt occurs in the mother-liquors from the saltpetre manufacture, and in the surface water of towns, having been first detected by Berzelius in the well-water of Stockholm. It is prepared by dissolving magnesia alba in nitric acid. It forms several hydrates,⁶ that with $9H_2O$ being stable in contact with a saturated solution from -29° to -18° , at which temperature it passes into the hexahydrate, which crystallises in prisms and needles and melts

¹ See Tutton, *Journ. Chem. Soc.* 1896, 355; 1905, 1123.

² Schiff, *Annalen*, 1861, 118, 365.

³ *Ann. Chim. Phys.* 1863 [3], 67, 348.

⁴ *Annalen*, 1862, 123, 228; see also Merz, *Ber.* 1891, 24, 3940.

⁵ Kirchner, *Chem. Zeit.* 1901, 25, 395.

⁶ Funk, *Ber.* 1899, 32, 96; Mylius and Funk, *Ber.* 1897, 30, 1716.

at 90°. The solution saturated at 18° contains 73·4 parts of the anhydrous salt in 100 parts of water. The hexahydrate dissolves in nine parts of alcohol of specific gravity 0·84, but is less soluble in pure alcohol.

Magnesium Phosphide, Mg_3P_2 , is formed in small, dark coloured crystals, when magnesium is heated in hydrogen containing phosphorus vapour. It is decomposed by water with formation of magnesium hydroxide and pure phosphine, and burns in oxygen, forming magnesium phosphate.¹

Phosphates of Magnesium. — *The Normal Orthophosphate*, $Mg_3(PO_4)_2$, occurs in small quantities in the seeds of the cereals and in bones. It is obtained in the form of a hydrated white precipitate when a solution of normal sodium orthophosphate is added to a solution of Epsom salts.² One part of the salt dissolves in 5,000 parts of water. A phosphato-fluoride of magnesium having the formula $2Mg_3(PO_4)_2 \cdot MgF_2$ occurs in nature as *wagnerite*.

Hydrogen Magnesium Orthophosphate, $HMgPO_4$, is obtained when a solution of Epsom salts is mixed with one of common sodium phosphate; on standing, hexagonal needles of the acid salt containing seven molecules of water are deposited. These dissolve in 322 parts of cold water. If this solution be heated it becomes milky owing to the separation of the insoluble normal salt, a tetra-hydrogen phosphate, $H_4Mg(PO_4)_2$, remaining in solution, but this latter compound has not been obtained in the pure state. A hydrate with $3H_2O$ has also been described.³

Magnesium Ammonium Orthophosphate, $Mg(NH_4)PO_4 \cdot 6H_2O$. — This salt, a frequent constituent of urinary calculi, was discovered by Fourcroy. It is produced in the putrefaction of urine, and large crystals of it have been found in some varieties of guano. It is formed when an ammoniacal solution of sal-ammoniac is mixed with a solution of magnesium sulphate, and a soluble orthophosphate then added. If the solution be dilute, the precipitate takes some time to form, and deposits in small crystals which attach themselves to the sides of the vessel, especially upon points presenting any roughness or inequality, as where the beaker-glass has been scratched. It separates in

¹ Gautier, *Compt. Rend.* 1899, **128**, 1167.

² See de Schulten, *Bull. Soc. Chim.* 1903 (3), **29**, 724; *Bull. Soc. Fran. Min.* 1903, **26**, 81.

³ Struve, *Zeit. anal. Chem.* 1897, **36**, 289.

this way from extremely dilute solutions, affording a very delicate test either for magnesium or for phosphoric acid. According to Graham the best mode of obtaining it in distinct crystals is to mix 600 parts of hot water with four parts of strong ammonia; then add seven parts of crystallised sodium phosphate, two parts of sal-ammoniac, and four parts of magnesium sulphate. The crystals which are thus deposited are transparent tetragonal prisms. One part of the salt dissolves in 15,000 parts of water at 15° and in 44,000 parts of ammoniacal water, whilst in presence of sal-ammoniac it is somewhat more readily soluble. When heated the salt gradually loses the whole of the water and ammonia, pyrophosphate of magnesium, $Mg_2P_2O_7$, remaining behind.¹

The *Arsenates of Magnesium* closely correspond to the phosphates.

MAGNESIUM AND CARBON AND SILICON.

290 Carbonates of Magnesium.—*Normal Magnesium Carbonate*, $MgCO_3$, occurs in nature as magnesite, a mineral isomorphous with calc-spar. The same mineral frequently occurs in compact or granular masses, and is found in large quantities in various localities, especially in the island of Eubœa. The normal carbonate is also formed by the action of magnesium chloride on calcium carbonate (Marignac). It has a specific gravity of 3.056, is not easily soluble in dilute acid, and is not affected by being boiled with water or alkali carbonates.

A second variety of the normal carbonate is obtained by heating magnesium ammonium carbonate in dry air at 130°. It differs remarkably from magnesite in its properties, as it is very hygroscopic, and when treated with water sets like plaster of Paris to a hard mass² consisting of the hydroxycarbonate. Magnesium carbonate readily dissolves in carbonic acid, but the solution is only stable in presence of excess of carbon dioxide.³ The amount dissolved increases with the pressure of the carbon dioxide and diminishes with rise of temperature.

According to Engel,⁴ 1,000 parts of water at 12° contain the following amounts of magnesium carbonate in the form of

¹ Compare Struve, *Zeit. anal. Chem.* 1898, **37**, 485.

² Engel, *Compt. Rend.* 1889, **129**, 598.

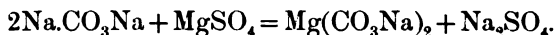
³ Treadwell and Reuter, *Zeit. anorg. Chem.* 1898, **17**, 170.

⁴ *Compt. Rend.* 1888, **100**, 444.

bicarbonate when saturated under varying pressures of carbon dioxide :

Pressure of CO ₂ . .	0·5	1	1·5	2	2·5	3	6 atmospheres.
Parts of MgCO ₃ as Mg(CO ₃ H) ₂ . . . }	20·5	26·5	31	34·2	36·4	42·8	50·6

The solution has an alkaline reaction and a bitter taste. If it be placed in a partially closed flask at 50°, crystals of the empirical formula, MgCO₃, 3H₂O, separate out, and a similar change occurs when the solution is heated. This substance is probably the *hydroxycarbonate*, HO·Mg·CO₃H, 2H₂O, for it loses 2H₂O at 100°, but does not begin to lose carbon dioxide or the remaining molecule of water until 125° is reached. Crystals of the empirical formula, MgCO₃, 5H₂O, are deposited at a lower temperature, and these lose 2H₂O at 16°. The anhydrous compound, HO·Mg·CO₃H, can also be obtained by boiling the crystals containing 2H₂O with xylene. The hydrate is slowly decomposed by boiling water with formation of a mixture of the anhydrous compound and magnesium hydroxide,¹ the composition of which depends on the time of boiling. The hydrated hydroxycarbonate is also formed when a solution of a magnesium salt is precipitated with an equivalent amount of sodium carbonate in the cold. It appears probable that a mixed carbonate² of magnesium and sodium is first formed :



This then immediately undergoes partial hydrolysis into the hydroxycarbonate or a mixture of this and the hydroxide, and the various so-called basic carbonates of magnesium³ are all to be regarded as mixtures of this kind (Davis). The *magnesia alba* of the shops is a product of variable composition. The "light" variety is prepared by precipitating a dilute solution of Epsom salts in the cold with sodium carbonate, washing with boiling water, and drying at 100°. The "heavy" variety is obtained by adding sodium carbonate solution to a boiling concentrated solution of Epsom salts, evaporating to dryness, digesting with water, filtering and washing, and finally drying at 100°.

When evaporated to dryness, the solution of the carbonate

¹ Davis, *J. Soc. Chem. Ind.* 1906, **25**, 788.

² See Reynolds, *Journ. Chem. Soc.* 1898, 264; von Knorre, *Zeit. anorg. Chem.* 1903, **34**, 260.

³ Brill, *Zeit. anorg. Chem.* 1905, **45**, 275; Anderson, *Journ. Chem. Soc.* 1905, 261.

in carbonic acid yields a crystalline powder, which, examined under the microscope, is found to consist of crystals having the form of aragonite;¹ but if the solution be heated to 300° in a vessel closed by a porous stopper through which the carbonic acid can slowly escape, microscopic rhombohedra of the form of native magnesite are deposited.² Magnesium carbonate is, therefore, isodimorphous with calcium carbonate.

Another method of preparing magnesium carbonate is that patented by Pattinson, which consists in igniting dolomite and then treating it with water and carbon dioxide under pressure, when the carbonate of magnesium dissolves in the carbonic acid more readily than the carbonate of calcium; the solution of bicarbonate of magnesium which is formed is decanted from the insoluble carbonate of calcium and decomposed by a current of steam. The salt thus obtained is very white and of a loose texture.

The mineral termed *hydromagnesite*, possessing a similar composition to *magnesia alba*, occurs in small white monoclinic crystals.

Magnesia alba is almost insoluble in water. It dissolves, however, readily in solutions of ammoniacal salts, owing to the formation of ammonium carbonate and soluble double carbonates of magnesium and ammonium. For this reason ammonium carbonate does not precipitate a magnesium salt completely, and no precipitate occurs in the presence of sal-ammoniac.

Magnesium Calcium Carbonate or Dolomite, $\text{MgCO}_3, \text{CaCO}_3$, occurs as a mineral in the massive state, forming whole mountain ranges. It was at one time considered to be an isomorphous mixture of the two constituent carbonates, but it has been found that it possesses a lower degree of crystalline symmetry (Class 15, p. 185) than calcite, and that its properties are not the mean of those of its constituents.

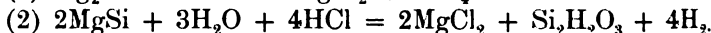
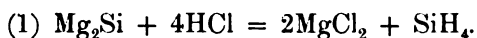
Magnesium Silicide.—This compound was obtained by Wöhler as a by-product in the preparation of metallic magnesium, by fusing together a mixture of sodium, magnesium chloride and sodium silicofluoride, and was prepared by Geuther by heating sodium chloride, sodium silicofluoride and magnesium to a high temperature in a Hessian crucible.³ It is most readily obtained by heating 1 part of quartz sand and 1.5 parts of

¹ H. Rose, *Pogg. Ann.* 1837, **42**, 366.

² Sénarmont, *Ann. Chim. Phys.* 1850 [3], **30**, 129.

³ *J. pr. Chem.* 1865, **95**, 424.

magnesium powder, and then forms a bluish half-fused mass,¹ but when obtained by Geuther's method it forms crystals having a metallic lustre. It has probably the formula Mg_2Si , although Wöhler found the composition Mg_4Si_3 , and Geuther Mg_5Si_3 . This variation in the results is probably due to the fact that the product readily loses magnesium on ignition,² or the substances may be mixtures of Mg_2Si and $MgSi$. In favour of the latter view is the fact that when the silicide is treated with hydrochloric acid, spontaneously inflammable silicon hydride is evolved, and silicoformic anhydride formed (Vol. I., p. 899), the decompositions being thus represented :



The silicide obtained by heating together 48 parts of magnesium and 28 of silicon³ yields a certain proportion of the silicon hydride, Si_2H_6 , when treated with hydrochloric acid, and therefore probably contains a silicide of the formula Mg_3Si_2 .

Magnesium Silicates.—As already mentioned (p. 616), magnesium occurs as a constituent of a very large number of silicates, many of which have received important technical applications. For a description of these various minerals reference must be made to works on mineralogy.⁴

DETECTION AND ESTIMATION OF MAGNESIUM.

291 Magnesium and its compounds do not impart any tint to the non-luminous gas-flame. The spark spectrum of magnesium is, however, very characteristic (Bunsen, Kirchhoff, Thalén), giving lines in the green coincident with Fraunhofer's *b*. The brightest of these lines is situated very close to an air-line, and for this reason it is better to observe the magnesium spark in an atmosphere of hydrogen, or in one of coal-gas, than in the air (Bunsen).

In the course of ordinary qualitative analysis, magnesium is obtained together with the alkali-metals, as it is not precipitated by ammonium carbonate in presence of sal-ammoniac. The

¹ Gattermann, *Ber.* 1889, **22**, 186.

² Winkler, *Ber.* 1890, **23**, 2642.

³ Moissan and Smiles, *Compt. Rend.* 1902, **134**, 569.

⁴ See Miers, *Mineralogy*, Sections XV. and XVI. (London, Macmillan & Co., 1902).

presence of magnesium is readily detected by the addition of sodium phosphate to a portion of the solution, as on standing for a short time a crystalline precipitate of $\text{Mg}(\text{NH}_4)\text{PO}_4 \cdot 6\text{H}_2\text{O}$ is deposited. The formation of this precipitate is greatly accelerated by stirring the solution with a glass rod when the crystals are deposited where the rod has scratched the glass.

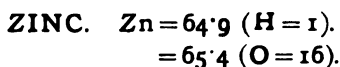
Magnesium is usually estimated by precipitation as magnesium ammonium phosphate by means of sodium phosphate in the presence of ammonia and ammonium chloride. The precipitate is washed with dilute ammonia, in which it is less soluble than in pure water, and is then converted by ignition into the pyrophosphate, which is weighed. The quantitative separation of magnesium from the alkalis is accomplished by the method proposed by Berzelius. The solution, which must contain the metals in the form of chlorides, as is indeed always the case in the analysis of silicates, &c., is evaporated to dryness, and the residue ignited in order to volatilise the ammoniacal salts. The fixed residue is then warmed with a small quantity of water, and a little finely divided oxide of mercury added, the mixture again evaporated to dryness on a water-bath, and the residue ignited in order to expel the mercuric chloride and excess of oxide. The residue contains the magnesium in the form of the insoluble oxide, whilst the alkali-metals remain as chlorides, which are extracted by water and estimated. The precipitation of the magnesia can also be effected by means of baryta water, the excess of baryta being subsequently removed by treatment with carbon dioxide. The magnesia after having been well washed is dissolved in hydrochloric acid, and precipitated as the ammonium magnesium phosphate.

The Atomic Weight of magnesium was very carefully determined by Marignac¹ by the analysis and synthesis of magnesium sulphate, the average number obtained being 24.20. Burton and Vorce,² by converting a known weight of pure magnesium into magnesia, obtained the number 24.10, whilst Richards and Parker,³ by the analysis of the anhydrous chloride, prepared by heating ammonium magnesium chloride, $\text{NH}_4\text{Cl} \cdot \text{MgCl}_2$, in dry hydrogen chloride, obtained the value 24.18 ($\text{H} = 1$), 24.36 ($\text{O} = 16$), which is at present (1907) accepted.

¹ *Jahresb.* 1883, 42.

² *Amer. Chem. J.* 1892, 12, 219.

³ *Zeit. anorg. Chem.* 1896, 13, 81.



292 The ancients were acquainted with the alloy of zinc and copper which we term brass, but they were not aware that it contained any other metal besides copper, and it was only after some time that a more accurate examination of brass and the ores which were employed for its production led to the recognition of zinc as an elementary body. Aristotle, in the fourth century B.C., mentions the preparation of brass under the name of Mossinœcian copper, which he describes as being bright and light-coloured, not produced by the addition of tin, but by its having been melted with a peculiar earth found on the shores of the Black Sea. The early use of brass is clearly proved by the following analysis by Tookey, quoted by Percy, of an undoubtedly genuine Greek coin of Trajan struck in Caria A.D. 110:—

Copper	77.59
Zinc	20.70
Tin	0.39
Iron	0.27
	98.95

This ore, by means of which copper could be coloured yellow, was termed *Καδμεία* or *cadmia*, by Dioscorides and Pliny. The same word is also used by the latter author to designate the sublimate, consisting of impure oxide of zinc, found in the brassfounders' furnaces. It has already been stated in the Historical Introduction that the older alchemists were acquainted with the means of turning copper a yellow colour. The material by which this change was brought about was termed in the Latin translation of their works *tulia*. Agricola believed that brass was a mixture of copper and earth termed *galmei* or *calamine*, and he describes the employment of *cadmia* in the place of the natural ore as follows: "Sunt qui in *cadmiæ* fossilis locum *cadmiam* fornacum substituunt."

The word zinc is first found in the writings of Paracelsus, who also pointed out that zinc was a metal. He says in his treatise on minerals: "There is another metal called the *zinken*, which is unknown to the fraternity, and is a metal of a very

singular kind." In other places he describes it as a bastard or semi-metal. The word zinc occurs in many subsequent authors, and sometimes it is employed to denote the metal, at other times the ore from which the metal is obtained. Libavius was the first to investigate the properties of zinc more exactly, although he was not aware that the metal was derived from the ore known as calamine. He states that a peculiar kind of tin is found in the East Indies called calaëm. Some of this was brought to Holland and came into his hands. He describes its outward appearance and general properties minutely, and compares them with those of the other metals, laying very particular stress upon the fact that when heated in the air this metal takes fire and burns. The exact nature of zinc and its ores continued doubtful during the seventeenth century. Glauber, it is true, stated that calamine was an ore of zinc, but Lemery so late as 1675 believed that zinc was identical with bismuth, and Boyle often employed the names zinc and bismuth indiscriminately for the same substance, also employing the word spiauter (our English spelter), a name apparently of Eastern origin. In general it was believed that the brass which was obtained from copper and calamine contained the latter substance as such. The view that brass is an alloy was first put forward by Kunkel at the end of the seventeenth century. He says in his *Laboratorium*, "I have already remarked in my annotations that calamine allows its mercurial (metallic) part to pass into the copper and form brass. For thou wilt never believe that as a *sal* it could tinge copper; as a *terra* it cannot enter it, since it would make the copper brittle, and moreover could not tinge it." Stahl afterwards gave it as his opinion that calamine could turn copper into brass by being first converted into zinc.

The preparation of zinc on the large scale appears to have been first carried out in England. According to Bishop Watson, zinc-works were first established at Bristol about the year 1743. "In about the year 1766 Watson visited Mr. Champion's works near Bristol and saw the process of making zinc, which at that time was kept rigidly secret. Many years afterwards he published an accurate description of this process, which is the same as that hereafter described as the English process" (Percy).¹ The first Continental zinc-works were erected in 1807 at Liège.

Zinc is said to have been found in the native state near

¹ *Metallurgy*, i. 521.

Melbourne, in Australia, but it occurs chiefly as calamine, smithsonite or zinc-spar, ZnCO_3 , found near Altenberg, in the neighbourhood of Aix-la-Chapelle, at Wiesloch, in Belgium, Spain, Siberia, and North America, as well as at Alston Moor, Lead Hills, Donegal, and Matlock in Great Britain and Ireland. It also occurs as siliceous or electric calamine, or hemimorphite, $\text{Zn}_2\text{SiO}_4 \cdot \text{H}_2\text{O}$, found together with zinc spar, and as zinc blende or zinc sulphide, ZnS , occurring with galena, fluor-spar, &c., in England, in the Harz, in Saxony, in Bohemia, in North America, and in other localities.

Other ores of zinc are franklinite $(\text{Zn,Fe,Mn})\text{O} \cdot (\text{Fe,Mn})_2\text{O}_3$; red zinc ore, or oxide of zinc, which derives its peculiar colour from the presence of red oxide of manganese; hydrozincite, $\text{ZnCO}_3 \cdot 2\text{Zn}(\text{OH})_2$; aurichalcite, $2(\text{Cu,Zn})\text{CO}_3 \cdot 3(\text{Cu,Zn})(\text{OH})_2$; zinc sulphate or goslarite, $\text{ZnSO}_4 \cdot 7\text{H}_2\text{O}$, and gahnite or zinc-spinel, $\text{ZnO} \cdot \text{Al}_2\text{O}_3$, &c. Zinc has been found in the ashes of the yellow pansy (*Viola calaminaris*), and of many other plants growing in soil which contains zinc.

293 Smelting of Zinc.—In former times calamine was the only ore of zinc from which the metal was extracted, but at the present time large quantities of zinc silicate, a mineral occurring with the carbonate, are employed for the preparation of zinc, whilst zinc blende is also used. In America the metal is extracted from franklinite and from the red zinc ore. The first process in the preparation of zinc usually consists in the roasting of the ore in order to drive off the carbonic acid and water which it contains, and, in the case of zinc blende, to convert the sulphide into oxide. In roasting the latter ore great care has to be taken to prevent the formation of zinc sulphate, a salt which requires a very high temperature for its decomposition, and which would be again converted, in the process of reduction which follows, into sulphide, and thus cause a considerable loss.

This roasting may take place in simple shaft or reverberatory furnaces, but large mechanical furnaces are now being used, these being either revolving furnaces, long-bedded furnaces with mechanical stirrers, or muffle-furnaces, also worked mechanically. Blende is sometimes roasted in a Hasenclever furnace, which is of the muffle-type, but so arranged that the sulphur dioxide evolved may be used in the manufacture of sulphuric acid.¹

The reduction of the zinc ores was formerly carried on

¹ *Zeit. Ver. Deutsch. Ing.* 1872, 505.

in England by a process termed distillation *per descensum*. The mixture of ore and coal was heated in crucibles closed at the top but having a pipe leading from the bottom closed by a wooden plug. The latter was quickly carbonised, thus becoming porous and allowing the vapour of the reduced zinc to pass down the tube, where it was condensed. This plan necessitated a large consumption of fuel and has therefore been abandoned.

In the Belgian process, tube-shaped retorts made of refractory fire-clay are employed. These may be either circular or ellip-




FIG. 216.

tical in cross-section and vary from 3 feet 3 inches to 5 feet in length, the circular retorts being about 6 to 10 inches in diameter and the elliptical retorts about 7 inches by 9 inches. To the open end a conical clay tube is luted, about 16 inches in length, and having a diameter of 6 inches at one end and 3 inches at the other, and to this adapter is fitted a sheet-iron condenser or nozzle which serves to catch any particles of metal, and to condense zinc fume. The furnaces in which these retorts are heated were formerly fired by coal, but now gas-fired furnaces are often used with or without Siemens' regenerator arrangement. Fig. 216 shows such a furnace with regenerators.

The number of retorts per furnace varies. In coal-fired furnaces from 6 to 9 rows are used, and may have 48 or more retorts. In gas-fired furnaces only are used, but these are much longer and have 56 to 72 retorts in each row. The retorts are fixed in a slanting direction to allow the spent charge to be drawn at the end of the operation.

A mixture of 2 parts of ground roasted ore and 1 part of coal-dust is brought into the retorts, each holding

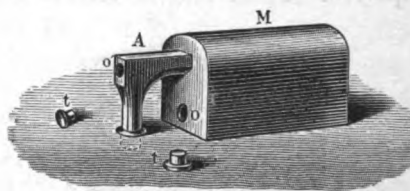


FIG. 217.

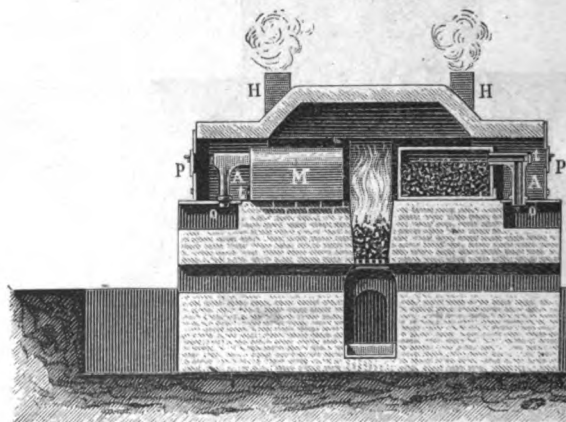


FIG. 218.

of the mixture. As soon as the temperature is high enough, the reduction begins, and carbon monoxide is produced. This gas burns from the end of the clay adapter with a blue flame. After a while the flame becomes much more brilliant, and the metal is beginning to volatilise; the iron is then placed on to the end of the clay adapter, and the zinc vapours are thus condensed. After about two hours the condenser is taken away and the oxide knocked out. The metal is then held under the mouth of the clay adapter, and the melted zinc which has accumulated in the adapter is drawn off.

retort is scraped out. The iron receiver is then again fixed in its place, and after a second couple of hours the operation is repeated. It is completed in about eleven hours. The exhausted charge is then removed from the retort and a fresh one introduced. In this way two charges are worked off from each retort in twenty-four hours.

In the *Silesian process*, clay retorts or muffles (Fig. 217) about 1 metre long are arranged side by side in the horizontal bed of a reverberatory furnace (Fig. 218). No less than 30 or 40 muffles are thus arranged, and these may contain 1,500 to 2,000

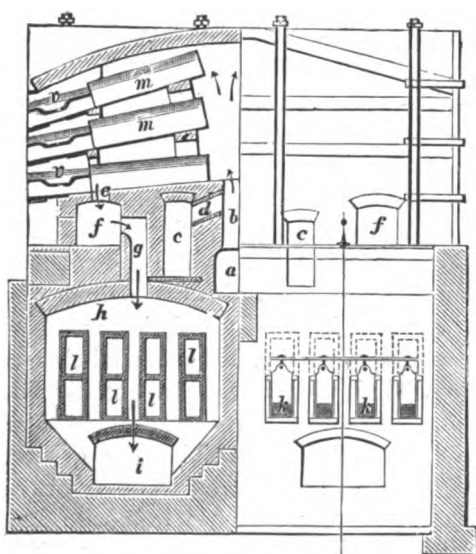


FIG. 219.

kilos. of the mixture of coal and roasted ore. This mixture is introduced through a luted clay door in the muffle or retort. When the temperature has risen sufficiently high, the vapour of the reduced zinc passes out of the retort by a bent clay pipe (A, Fig. 217), and condenses in an iron tube, falling down into an iron tray placed in a closed recess (O, Fig. 218), in the furnace. In this process a considerable quantity of zinc is burnt, producing zinc oxide, known as Silesian zinc-flowers.

A combination of the Belgian and Silesian methods is being largely employed in the Belgo-Silesian furnace (Fig. 219). One modification of this consists of a furnace, having three rows of

muffles, the bottom row being supported throughout their length upon the hearth while the upper rows are supported at their ends only as in Belgian furnaces. These furnaces are generally gas-fired, arrangements being made for heating the gas necessary for the combustion of the gas, by means of the waste gases.

Commercial zinc is seldom perfectly pure. It almost always contains small quantities of lead, iron, and carbon, and infrequently silver, cadmium, and small traces of arsenic, antimony, and other metals are met with. The chemical purity of zinc may be readily ascertained by the fact that, when pure zinc is scarcely attacked by dilute sulphuric acid, whereas impure zinc dissolves readily under the same circumstances (p. 641).

294 Properties.—Zinc has a bluish-white colour, melting-point of 419° (Heycock and Neville), and boils at 907° (D. Berthelot).¹ The vapour density of zinc is 2.36, so that its molecular and atomic weights are identical.² If zinc be heated to its melting-point, but not to a higher temperature, and then poured out upon a non-conducting surface, and the molten metal poured off from the portion which has solidified, the metal obtained in the crystalline form, consisting of hexagonal prisms and pyramids or rhombohedra. Commercial zinc has a lamellar texture. It is moderately hard and difficult to bend, when bent after fusion emits a crackling noise, not so loud as that emitted by tin. Zinc exhibits the greatest ductility and malleability at temperatures between 100° and 150° , at which it may be drawn out into wire and rolled into plate.³ On the other hand, it is so brittle at 205° that it may be powdered in a mortar. The specific gravity of zinc has been distilled in vacuo is 6.9225 at $20^{\circ}/4^{\circ}$, and rises to 7.1272 when the metal is submitted to a pressure of 10,000 atmospheres.⁴

Zinc has been obtained by the electrical method, and in colloidal state, forming a brown solution in ether,⁵ and an unstable hydrosol.⁶

¹ *Compt. Rend.* 1900, **131**, 380; 1902, **134**, 705. Compare Lebeau, *Compt. Rend.* 1895, **121**, 323.

² V. Meyer, *Ber.* 1886, **19**, 3295. See also Biltz, *Journ. Chem. Soc.* Abstracts 1896, 152.

³ Hobson and Sylvestra, *Gilbert's Ann.* 1806, **24**, 104.

⁴ Kahlbaum, Roth and Siedler, *Zeit. anorg. Chem.* 1902, **29**, 177.

⁵ Svedberg, *Ber.* 1905, **38**, 3616. ⁶ Billitzer, *Ber.* 1901, **35**, 1

Zinc vapour readily burns in air, the combustion being shown by holding thin zinc turnings in the flame of a lamp, or better still, by placing zinc in a white-hot crucible, and exposing the surface to the air or stirring it with an iron rod, when the metal burns with a bright white flame.

Pure zinc is very slowly dissolved by dilute sulphuric acid, whilst the impure substance readily dissolves with evolution of hydrogen. The inactivity of the former is due to the fact that a film of hydrogen forms on the surface of the zinc and prevents the further action of the acid; if, however, impurities are present, these form galvanic couples with the zinc, and as they are electro-negative to zinc the hydrogen is evolved from them, leaving the surface of the zinc continuously exposed to the action of the acid.¹ If a few drops of a solution of the sulphate of copper, cobalt, or nickel² or of platinum chloride be added to the acid in which the pure zinc is placed, hydrogen is rapidly evolved, owing to the deposition of copper or platinum on the zinc, which acts in the manner above described. When zinc is heated with concentrated sulphuric acid sulphur dioxide is evolved, and no hydrogen sulphide is produced.³ Zinc also dissolves in hydrochloric acid with evolution of hydrogen and formation of the chloride; with nitric acid, solution also takes place, with evolution of nitric oxide, nitrous oxide or ammonia according to the conditions of the experiment, the last named uniting with the excess of nitric acid to form ammonium nitrate. Zinc also dissolves in solutions of the alkalis with evolution of hydrogen, the zinc hydroxide first formed dissolving in the excess of alkali.

Zinc when exposed to the atmosphere is gradually attacked, a scale of basic carbonate being formed,⁴ and it is also attacked and partially dissolved by water.⁵

Commercial zinc usually contains arsenic, which may be removed by adding 0.2 per cent. of metallic sodium to the fused metal, skimming off the surface layer and then granulating the metal by pouring it into cold water.⁶

¹ Weeren, *Ber.* 1891, **24**, 1785.

² See Ball, *Journ. Chem. Soc.* 1897, 642.

³ Berthelot, *Ann. Chim. Phys.* 1898 [7], **14**, 176; Adie, *Proc. Chem. Soc.* 1899, 133.

⁴ Moody, *Proc. Chem. Soc.* 1903, 273.

⁵ Davies, *J. Soc. Chem. Ind.* 1899, **18**, 102.

⁶ Hehner, *J. Soc. Chem. Ind.* 1902, **21**, 675; Thorne and Jeffers, *Analyst*, 1906, **31**, 101.

Zinc is largely employed in the form of a variety of technical purposes, and is also much used in the manufacture of brass, an alloy of the metal with copper. It is used for desilverising lead, for galvanising iron, for batteries, for the precipitation of gold from its solution in potassium cyanide, and for a great number of other purposes. Zinc in the form of fine dust is obtained in considerable quantities in the manufacture of the metal, mixed with a quantity of oxide of zinc. This mixture, called *zinc dust*, is used as a reducing agent, often used for this purpose in the pyrometallurgical industry, and also on a large scale for the reduction of iron ore to blue: it is likewise employed as a paint for iron, and is necessary in order to free the powder from oxide of zinc, it is necessary to allow it to remain for some time in contact with dilute hydrochloric acid. The residue is first washed with water and then with pure alcohol, after which it is preserved. If exposed to the air in mass in a draught, it is liable to ignite spontaneously.

ALLOYS OF ZINC.

295 The most important alloys of zinc are those formed with copper, which, as already stated, were first prepared before metallic zinc had itself been isolated.

The following table gives the composition of the most important copper-zinc alloys:—

	Gold-like alloy used by watch-makers.	Aich's metal.	Brass from			To English
			Ocker.	Stöllberg.	England.	
Copper ...	58·86	60·20	62·24	65·80	70·30	86·38
Zinc	40·22	38·10	37·27	33·80	29·30	13·61
Tin	—	—	0·12	0·25	0·17	—
Lead	1·90	—	0·59	0·28	0·28	—
Iron	—	1·60	0·12	—	—	—
	100·98	99·90	100·34	100·13	100·05	99·99

Brass, which has long been known, was up to now always made by strongly heating copper together with charcoal or coal. The coal reduces the ca

metallic condition, and the zinc, instead of passing off as vapour, combines with the copper, and forms brass. At the present day, however, brass is prepared by adding the requisite quantity of metallic zinc to molten copper. The composition of brass varies considerably; common brass, sometimes termed English brass, contains about two parts of copper to one of zinc. When more copper is added the colour becomes reddish. That containing about 80 per cent. of copper is termed German or Dutch brass or tombac. On the other hand, an additional proportion of zinc yields a light yellow metal known as Muntz metal, an alloy which was first prepared by Muntz, in the year 1832, and has since been very largely used for the sheathing of ships. Another such alloy, named Aich's metal from its inventor, is malleable when hot.

Brass and the other copper-zinc alloys are all harder than copper; they are malleable, and can be hammered and rolled into thin plates and drawn out to fine wire; they can also be readily worked in the lathe. These properties, as well as their beautiful colour, bright lustre, and cheapness, render them most useful in the arts and manufactures.

Constitution of Copper-Zinc Alloys.—The constitution of the copper-zinc alloys is not yet thoroughly understood, there being some doubt as to whether any definite chemical compounds are formed. From the heat of formation of the alloys, Hersch-kowitsch¹ concludes that the compound Zn_2Cu certainly exists. Shepherd,² however, has published a complete equilibrium curve for the copper-zinc series, and has come to the conclusion that all the alloys consist of solid solutions of copper and zinc.

COMPOUNDS OF ZINC.

ZINC AND OXYGEN.

296 Zinc Oxide, ZnO .—This compound occurs as the mineral zincite or red zinc ore, which consists of a mixture of zinc oxide with 0·7 to 12 per cent. of red oxide of manganese. It occurs, especially in New Jersey, in red or orange-yellow hexagonal crystals or in a granular mass. Zinc oxide is also occasionally

¹ *Zeit. physikal. Chem.*, 1898, **27**, 123.

² *Journ. Physical Chem.*, 1904, **8**, 421. See also the "Fourth Report to the Alloys Research Committee," *Proc. Inst. Mech. Eng.* 1897, 36.

found in the crystalline state in brass-melting furnaces, as well as in the zinc furnaces. It has already been mentioned that the finely divided oxide was known to the ancients as tutia, pompholyx or flowers of zinc, and Dioscorides states that if too much cadmia be employed in the manufacture of brass, pompholyx is formed like tufts of wool,¹ whence the name *Lana philosophica* was given to this substance by the alchemists. The similarity between the oxide of zinc obtained by combustion and flakes of snow led the alchemists to term it *nix alba*; this was translated into German as "weisses Nichts," and retranslated into Latin as "nihilum album."

Zinc oxide is known in commerce as zinc-white, and is prepared on the large scale and used as a paint. It is obtained by the distillation of zinc in earthenware retorts, the burning vapours of the zinc being brought into chambers through which a current of air is passed and the oxide allowed to deposit in a second chamber. The preparation of zinc-white directly from the ore has been carried on at Liége.²

Zinc oxide is prepared for pharmaceutical purposes by precipitating a solution of zinc sulphate with sodium carbonate and igniting the basic carbonate thus thrown down. As the commercial zinc sulphate frequently contains Epsom salts (magnesium sulphate) as an impurity, it is best, in order to obtain the pure compound, to dissolve zinc in dilute sulphuric acid, and then either to treat the solution with sulphuretted hydrogen, or to allow the solution to remain for some time in contact with metallic zinc, in order to precipitate the cadmium, copper, arsenic, and other metals. To the filtrate a small quantity of an alkaline solution of sodium hypochlorite is added, in order to throw down the iron, manganese, &c.; the solution is then filtered, and poured in a thin stream into a boiling solution of pure sodium carbonate. The precipitate is washed with boiling water, and, after drying, it is gently ignited in a glass flask or platinum basin.

Zinc oxide has a specific gravity of 5.6; when hot it possesses a lemon-yellow colour, but on cooling it becomes white.³ When heated in the oxy-hydrogen flame it emits a brilliant white light, and after being thus heated, phosphoresces for some time in the dark. It evaporates at an appreciable rate at 1400° and

¹ πομφόλυξ ἐρίων τολύπαις ἀφομοιοῦται.

² See Hofmann's, *Ber. Entw. Chem. Ind.* i. 919.

³ Compare Schüpphaus, *J. Soc. Chem. Ind.* 1899, 987.

rapidly volatilises in the electric furnace, the vapour condensing in long, transparent crystals.¹ It is probable that the oxide undergoes polymerisation when heated, a small amount of heat being evolved in the process. The anhydrous oxide gradually takes up water from the air.²

It readily dissolves in acids, forming the corresponding zinc salts, which are colourless, unless the acid be coloured. The normal soluble salts redden litmus solution; they possess a disagreeable metallic taste, and act as poisons and emetics.

Zinc Hydroxide, $Zn(OH)_2$, is obtained as a white powder, when caustic potash, caustic soda, or ammonia is added to a solution of a zinc salt, but when prepared in this way usually contains small amounts of a basic zinc salt. It is very soluble in an excess of these reagents, zinc oxide acting as an acid-forming oxide towards the strong alkalis, and it is upon this fact that the solution of zinc in alkalis with evolution of hydrogen depends. This reaction takes place especially quickly in presence of metallic iron. If metallic zinc be allowed to remain under the surface of a solution of ammonia in contact with iron or copper, zinc hydroxide crystallises from the solution in colourless, transparent rhombic prisms (Runge); and if a saturated solution of the hydroxide in caustic potash be allowed to stand, regular octahedra of the compound, $Zn(OH)_2 \cdot H_2O$, are formed (Bödeker).

The crystalline hydroxide is stable up to 85° in the air, but loses all its water at 130 – 140° , except a trace which is only driven off at a red heat. The amorphous hydroxide, on the other hand, loses its water gradually as the temperature rises (de Forcrand). The hydroxide is soluble in about 190,000 parts of water at 18° .³ It is readily soluble in caustic alkalis and in ammonia, but is insoluble in dimethylamine.⁴

In its behaviour to alkalis it may be regarded as a weak acid, H_2ZnO_2 , but the salt formed is very largely hydrolysed, the amount of the hydroxide dissolved by an alkali being a function of the concentration of the latter.⁵ Freshly precipitated zinc

¹ Moissan, *Compt. Rend.* 1892, **115**, 1034.

² de Forcrand, *Compt. Rend.* 1902, **134**, 1426; **135**, 36; *Ann. Chim. Phys.* 1902 [7], **27**, 26.

³ Dupré, jun., and Bialas, *Zeit. angew. Chem.* 1903, **16**, 54.

⁴ Herz, *Zeit. anorg. Chem.* 1901, **26**, 90.

⁵ Rubenbauer, *Zeit. anorg. Chem.* 1902, **30**, 331. Moir, *Proc. Chem. Soc.* 1905, 310. See also Kuriloff, *Zeit. Elektrochem.* 1906, **12**, 209; *Bull. Acad. St. Pétersbourg*, 1901, No. 1, 95.

hydroxide requires nearly 7 molecular proportions of soda in concentrated solution completely to dissolve. The solution thus formed is not permanent, zinc hydroxide is gradually precipitated from it in a less soluble form. A very small amount of a sodium zincate is ever present in the solution, the greater part of the dissolved hydroxide is probably present in the colloidal state.¹ When zinc hydroxide dissolves in ammonia, on the other hand, a complex compound the formula of which is still unsettled, is probably formed.

Zinc Peroxide, ZnO₂.—A product containing zinc peroxide is formed by the action of hydrogen peroxide on zinc hydroxide and by the electrolysis of a solution of zinc chloride with a porous diaphragm, hydrogen peroxide being evolved at the cathode compartment.⁴ It forms a yellowish powder which contains variable amounts of zinc hydroxide and water.⁵

ZINC AND THE HALOGENS.

297 Zinc Chloride, ZnCl₂.—Impure chloride of zinc was prepared by Glauber. He describes in his *De furnis saphicis*, published in 1648, an *oleum lapidis* “obtained by dissolving calamine in spirit of sal ammoniac. The solution, when a thick *oleum* remains as unctuous oil, and not particularly corrosive, for the spirit of sal ammoniac itself been weakened by corroding the calamine, has lost its acrimony. This oil must be well preserved from the action of the air, otherwise in a few days it will absorb much air to it that it becomes a watery liquid.” Hellot prepared “butter of zinc,” by distilling zinc with sal-ammoniac; and Pott, in 1741, obtained zinc chloride by distilling zinc with corrosive sublimate. Berthollet, in 1782, noticed that zinc deliquesced when exposed to the action of dephlogisticated muriatic acid gas (chlorine), and Berthollet, in 1790, observed that when finely divided zinc was exposed to the gas the metal took fire. This historical sketch

¹ Hantzsch, *Zeit. anorg. Chem.* 1902, **30**, 289.

² Dawson and McCrae, *Journ. Chem. Soc.* 1900, 1239; Eule, *Zeit. anorg. Chem.* 1904, **41**, 132.

³ Kuriloff, *Compt. Rend.* 1903, **137**, 618; de Forcrand, *Compt. Rend.* 1904, **134**, 601; **135**, 103.

⁴ Foregger and Philipp, *J. Soc. Chem. Ind.* 1906, **25**, 398.

⁵ Hinz, German Patent 151,129.

show the methods by which the anhydrous chloride may be obtained. The same substance is formed when a mixture of anhydrous zinc sulphate and calcium chloride is distilled (Persoz).

Zinc chloride is a white or usually greyish-white mass of sp. gr. 2.907 at $25^{\circ}/4^{\circ}$, soft, like wax, at the ordinary temperature, melting when heated a little above 100° (H. Davy), and subliming at a higher temperature in white, needle-shaped crystals. It is very deliquescent, is soluble in alcohol, and boils at 730° , its vapour density being 4.6, corresponding to the normal formula. It also has the normal molecular weight when dissolved in urethane, as determined by the freezing-point method (Castoro).¹

A concentrated solution of zinc chloride is best obtained by dissolving zinc, its oxide, or carbonate, in hydrochloric acid, and evaporating the solution to the consistency of a syrup. On the addition of a little concentrated hydrochloric acid to this syrupy solution, small deliquescent octahedra separate out, having the composition $\text{ZnCl}_2 \cdot \text{H}_2\text{O}$. In addition to this, hydrates with 1.5, 2.5, 3, and $4\text{H}_2\text{O}$ are known, the curve of equilibrium for zinc chloride and water being one of great complexity.² Zinc chloride is used in surgery as a caustic, and is employed in the laboratory for the purpose of separating the elements of water from many organic substances. It is also employed on a large scale, as is magnesium chloride, for weighting cotton goods. When its solution is evaporated, hydrochloric acid is evolved and basic salts are formed; these may also be obtained by diluting the aqueous solution and by boiling the solution of the chloride with zinc oxide and adding water, when precipitates are formed consisting of mixtures of $\text{Zn}(\text{OH})\text{Cl}$ and $\text{Zn}(\text{OH})_2$ in varying proportions. When a solution having a specific gravity of 1.7 is boiled with an excess of oxide, a liquid is formed which has the property of dissolving silk, and this is used for separating silk fibres from those of wool, or of cotton or linen, whilst all of these dissolve in a solution of normal zinc chloride.

Zinc chloride forms double salts with 2 and 3 molecules of ammonium chloride.³

Zinc Bromide, ZnBr_2 , is formed when bromine vapour is passed over the metal heated to redness. It corresponds closely to the

¹ *Gazzetta*, 1898, **28**, ii. 317.

² Dietz, *Ber.* 1899, **32**, 90; Mylius and Dietz, *Ber.* 1905, **38**, 921.

³ Meerburg, *Zeit. anorg. Chem.* 1903, **37**, 199.

chloride in its properties, and on heating sublimes in the form of white needles. It melts at 394° and boils at 650° .

Zinc Iodide, ZnI_2 .—Zinc and iodine readily unite when they are heated together to form a colourless mass which melts at 446° and sublimes in four-sided needles. An aqueous solution can be easily obtained by warming metallic zinc and iodine together with water. On evaporating the solution, the anhydrous compound separates out in the form of regular octahedra, which when exposed to the air first absorb water and deliquesce, and then take up oxygen and lose iodine.

ZINC AND SULPHUR.

298 *Zinc Sulphide, ZnS ,* is found as *blende*, which crystallises in the regular system, frequently in hemihedral forms (Class 31, p. 185). Its specific gravity varies from 3.5 to 4.2. In the pure state it is transparent, and has a light yellow colour; usually, however, it contains iron and other metals which impart to it a red, brown, or black tint. The same compound is more rarely found as wurtzite in hexagonal crystals. When ammonium sulphide is added to a solution of zinc salt, a white amorphous precipitate of zinc sulphide is formed; this is soluble in dilute acids, with the exception of acetic acid, with evolution of hydrogen sulphide. When this precipitate is heated in a current of hydrogen, or when zinc oxide is ignited in an atmosphere of sulphuretted hydrogen, zinc sulphide is obtained in crystals which have the form of wurtzite. Natural crystals of zinc sulphide have the property of phosphorescing after exposure to light, and the phosphorescent sulphide may be artificially prepared by heating precipitated zinc sulphide to whiteness in a covered crucible (Sidot). Pure zinc sulphide remains non-phosphorescent, but if the material contains small amounts of alkali chlorides and the sulphides of other metals, such as bismuth, copper or manganese, a brilliant phosphorescence is obtainable.¹ The phosphorescent sulphide glows when exposed to X-rays, Becquerel rays, or the α -radiation from radium, and when placed in ozonised oxygen.²

Zinc Sulphate, $ZnSO_4$.—This salt, long known under the name of white vitriol, is thus described in the first book of

¹ Grüne, *Ber.* 1904, **37**, 3076; Hofmann and Ducca, *Ber.* 1904, **37**, 3407; Jorissen and Ringer, *Chem. Centr.* 1906, i. 644.

² Schenck and Mihr, *Ber.* 1904, **37**, 3464.

“Basil Valentine’s” *Last Testament*—“Behold the ∇ (water) of Goslar, how a fine white and red vitriol is found there.” The name vitriol was applied to all the salts of the common metals possessing a vitreous lustre,¹ and to this day iron sulphate is known as green vitriol, and copper sulphate as blue vitriol.

White vitriol was prepared on the large scale at Goslar, in the Harz, in the sixteenth century. It was obtained by lixiviating the roasted ore, but its composition remained long unknown. Thus, in Lemery’s *Cours de Chymie*, published in 1675, we read, “Le vitriol blanc est le plus dépuré de substance métallique.” It was, indeed, soon discovered that this salt might be obtained by dissolving calamine in sulphuric acid, but as this ore always contains iron, green vitriol was obtained at the same time. In addition to this, the fact that both green vitriol and blue vitriol when heated become white through loss of water of crystallisation led to still further confusion between these compounds. It was not until 1735 that Neumann suggested that the base of white vitriol consisted of zinc or calamine, and this view was confirmed by Hellot, inasmuch as he obtained the salt by dissolving zinc in dilute sulphuric acid, whilst Brandt showed that brass was obtained from white vitriol by calcining it and heating it with charcoal and copper.

Zinc sulphate occurs not unfrequently in zinc mines, where it is formed by the oxidation of blende. It is, however, usually obtained on the large scale by roasting ores containing sulphide of zinc, afterwards exhausting with water, and evaporating the solution to the crystallising point, when the hydrate $\text{ZnSO}_4 \cdot 7\text{H}_2\text{O}$, isomorphous with Epsom salts, separates out. These crystals on heating fuse readily in their water of crystallisation. Commercial zinc vitriol is made to assume the shape of a sugar-loaf by stirring this fused mass in wooden troughs with wooden shovels till crystallisation takes place, and subsequently pressing the mass into moulds. The aqueous solution has an acid reaction (p. 103), 0.03 per cent. of the salt being hydrolysed in a 1/16 normal solution.²

¹ “Atramentum candidum potissimum stiriaë figura reperitur Goslarie, translucidum cristalli instar; nec caeruleum nec viride caret perspicuitate; unde superior aetas atramento autorio vitrioli nomen imposuit.”—*AGRICOLA, De Natura Fossilium*, Lib. III. ed. 1657.

² *Ley, Ber.* 1897, 30, 2192.

Zinc sulphate forms several hydrates. The heptahydrate is stable in contact with water up to 39°, and then passes into the hexahydrate, which at 70° is converted into a lower hydrate probably the monohydrate.¹

One hundred parts of water dissolve :

	At 0°	15°	39°	50°	70°	100°
ZnSO ₄	41·9	50·88	70·06	76·84	89	78·5.

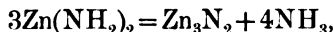
The heptahydrate has the specific gravity 1·95; it effloresces slowly in the air, and on heating to 100° loses six molecules of water, the last molecule being only evolved at a moderate red-heat. The hexahydrate, isomorphous with the corresponding magnesium salt, separates out when a solution of the sulphate is evaporated above 50°.

The anhydrous salt forms a friable mass having a specific gravity of 3·4. When heated more strongly, sulphur dioxide and oxygen are evolved, and a basic salt remains behind, which is also formed when zinc sulphate and zinc oxide are boiled together. On cooling the hot saturated solution, glistening scales separate out having the formula SO₂(O·Zn·O·Zn)₂O, 2H₂O. At a white heat all the zinc sulphates are completely decomposed, leaving a residue of zinc oxide. Besides these, several other basic zinc sulphates are known, and also characteristic double salts with the alkali sulphates, having the general formula ZnSO₄.M'₂SO₄.6H₂O.²

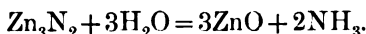
Zinc sulphate is employed in medicine and in dyeing.

ZINC AND NITROGEN AND PHOSPHORUS.

299 *Zinc Nitride*, Zn₃N₂, is formed when zincamide is heated to dull redness :



and is also formed to some extent when zinc is heated at 600° in a current of ammonia.³ It is a green powder which is decomposed by water with such energy that the mass when moistened becomes incandescent :

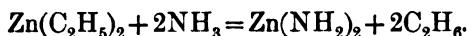


¹ See Meyerhoffer, Landolt-Börnstein, *Physikalisch-chemische Tabellen*, 1895, 576.

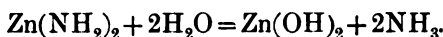
² Tutton, *Journ. Chem. Soc.* 1904, 1123; Koppel, *Zeit. physikal. Chem.* 1905, 52, 385. See also Mallet, *Journ. Chem. Soc.* 1900, 220.

³ White and Kirschbraun, *J. Amer. Chem. Soc.* 1906, 28, 1343.

Zincamide or *Zinc Diamine*, $\text{Zn}(\text{NH}_2)_2$, is formed by the action of dry ammonia on zinc ethyl:



It is a white amorphous powder and is decomposed by water with evolution of heat as follows:



Zinc Nitrate, $\text{Zn}(\text{NO}_3)_2$.—The hexahydrate crystallises from a very concentrated solution of zinc in nitric acid, in striated colourless pointed four-sided prisms. These are very deliquescent, and are soluble in alcohol. It melts at 36.4° , and passes at about 35° and at a concentration of 65 per cent. of anhydrous salt into the trihydrate, which melts at 45.5° . A hydrate with $9\text{H}_2\text{O}$ also exists below -17° .¹ When heated for some time at 100° , the salt loses water and nitric acid and a basic nitrate remains, which is also formed by boiling the solution with zinc oxide.

Zinc Phosphide, Zn_3P_2 , is obtained as a grey mass by heating finely divided zinc in the vapour of phosphorus (Schrötter). Zinc phosphide is employed in medicine.

ZINC AND CARBON.

300 *Carbonates of Zinc*.—*Normal Zinc Carbonate*, ZnCO_3 , occurs as zinc-spar or calamine, crystallising in rhombohedra, having a specific gravity of 4.42. Zinc-spar is found sometimes in the pure state, but in general, more or less of the zinc is found to be replaced by magnesium, cadmium, iron, and other isomorphous metals. When a solution of zinc vitriol is precipitated by the addition of an alkali carbonate or bicarbonate, the first product is the amorphous normal carbonate, which passes into the hydrated crystalline carbonate, $\text{ZnCO}_3 \cdot \text{H}_2\text{O}$, or into the basic carbonate, $5\text{ZnO} \cdot 2\text{CO}_2 \cdot 4\text{H}_2\text{O}$, or into a mixture of these, according to the concentration of the solutions and the temperature. The basic carbonate may be obtained pure by dissolving zinc carbonate or oxide or metallic zinc in water containing carbon dioxide and boiling the solution. When boiled with an excess of sodium carbonate it is finally converted into anhydrous zinc oxide.²

¹ Funk, *Zeit. anorg. Chem.* 1899, **20**, 400.

² Kraut, *Zeit. anorg. Chem.* 1896, **13**, 1.

Zinc Cyanide, $\text{Zn}(\text{CN})_2$, is a snow-white powder used in medicine, and prepared by precipitating zinc acetate with aqueous hydrocyanic acid. It is insoluble in water and in alcohol, but dissolves in solutions of cyanide of ammonium and potassium, forming double salts¹ such as $\text{K}_2\text{Zn}(\text{CN})_4$.

AMMONIACAL DERIVATIVES OF ZINC.

301 These compounds closely resemble the corresponding derivatives of the cupric salts (p. 434). *Zincammonium chloride*, $\text{ZnCl}_2 \cdot 4\text{NH}_3 \cdot \text{H}_2\text{O}$, is obtained by adding ammonia to a solution of zinc chloride until the precipitate first formed redissolves, and on the evaporation of the solution crystallises out in nacreous plates. When heated to 149° it is converted into $\text{ZnCl}_2 \cdot 2\text{NH}_3$, which crystallises in rhombic prisms, and on further heating loses ammonia, forming the compound $\text{ZnCl}_2 \cdot \text{NH}_3$; the latter is an amber-coloured mass which distils at a red-heat without decomposition.²

Zinc sulphate also yields crystalline ammonia derivatives, having the composition: $\text{ZnSO}_4 \cdot 2\text{NH}_3 \cdot \text{H}_2\text{O}$; $\text{ZnSO}_4 \cdot 4\text{NH}_3 \cdot 4\text{H}_2\text{O}$. The anhydrous sulphate also combines directly with ammonia, forming the compound $\text{ZnSO}_4 \cdot 5\text{NH}_3$, which is a white powder and is decomposed by water with separation of zinc hydroxide.

When zinc sulphate solution is treated with excess of ammonia, the clear solution probably contains the complex salt $\text{Zn}(\text{NH}_3)_4\text{SO}_4$ (Dawson and McCrae).

DETECTION AND ESTIMATION OF ZINC.

302 The salts of zinc do not, as a rule, impart any tint to the non-luminous gas-flame, but a few of the salts formed from volatile acids, such as the nitrate, produce a green coloration. The spark-spectrum of zinc is, however, characteristic, and can be well shown by volatilising a small piece of the metal in the lower carbon pole of the electric lamp. Amongst the more prominent zinc lines are 6363 and 6102 in the red, and 4926 and 4911 in the blue.

The most characteristic compound of zinc is the white sulphide insoluble in water, in acetic acid, and in the alkalis. In the

¹ Sharwood, *J. Amer. Chem. Soc.* 1903, **25**, 570.

² Kane, *Ann. Chim. Phys.* 1839, **72**, 290.

ordinary course of qualitative analysis zinc is thrown down together with the other metals precipitated by ammonium sulphide, such as cobalt, nickel, iron, manganese, chromium, and aluminium, the first four being precipitated as sulphides, the last two as hydroxides. The well-washed precipitate is treated with dilute hydrochloric acid, which leaves nickel and cobalt sulphides undissolved; the filtrate is boiled and a little potassium chlorate added to remove sulphuretted hydrogen and oxidise the iron to the ferric state; ammonia is then added, which precipitates the iron, chromium, and aluminium as hydroxides. The filtrate is acidified, mixed with an excess of sodium acetate, and sulphuretted hydrogen passed through the solution; zinc is thus precipitated as the sulphide, manganese remaining in solution. When a zinc compound is ignited on charcoal before the blowpipe and the heated mass moistened with a solution of cobalt nitrate and again ignited, a beautiful green mass, known as Rinmann's green, is obtained. Zinc compounds heated in the blowpipe flame on charcoal with sodium carbonate yield an incrustation of zinc oxide, which when hot is yellow, but on cooling becomes white.

Small traces of zinc can be readily and accurately detected by *Bunsen's method of flame-reactions*. This depends upon the fact that the more volatile metals, such as zinc, mercury, and arsenic, are reduced from their compounds when these are heated on a thread of asbestos held in the upper reducing-flame of the Bunsen burner. If a small porcelain basin, filled with cold water, be held just above the substance to be examined, the volatilised metal condenses on the outside of the cold basin as a metallic film, and in a few seconds the reaction is complete. A square centimetre of filter-paper is moistened with nitric acid, and this rubbed over the surface of the basin so as to dissolve the metallic film; the paper is then rolled up, placed in a coil of thin platinum wire, and burned in the upper oxidising-flame at as low a temperature as possible, when the colour of the ash is seen to be yellow when hot, but white on cooling. The ash is next moistened with a drop of a dilute cobalt solution, and heated in the flame, when the mass attains a green colour.

For the quantitative estimation of zinc, the solution is precipitated with a boiling solution of sodium carbonate, the basic carbonate washed and dried and converted by ignition into zinc oxide, which is then weighed. Zinc may also be estimated gravimetrically by the electrolysis of an alkaline solution of the

hydroxide, and volumetrically by titration with solution of sodium sulphide or potassium ferrocyanide of ammonium molybdate or uranium acetate being the indicator when ferrocyanide is employed.

Atomic Weight of Zinc.—This was determined from the quantity of zinc and chlorine contained in zinc chloride, K_2ZnCl_4 , his results giving an atomic weight 64·84, whilst Baubigny² by analysis of the sulphate obtained the number 64·92. Morse and Burton³ from the zinc oxide yielded by pure zinc, the metal being dissolved in nitric acid, the nitrate and this decomposed by heating, gave the number 64·78; they, however, neglected the amount of hydrogen and nitrogen occluded by zinc oxide under these conditions, and a repetition⁴ of their experiments, in which the error made for this source of error, led to the number 64·92. The amount of hydrogen obtained by dissolving a known weight of zinc in sulphuric acid, Reynolds and Burton⁵ obtained the number 65·48, assuming that the weight of hydrogen was 0·0896 gram. If the later figure for the atomic weight of hydrogen be taken instead of 0·0896, their determinations give the atomic weight 65·26, which is, however, probably too high. Morse and Hibbert⁶ found the ratio of the equivalents of zinc and silver as determined by comparing the quantity of zinc precipitated by the same current to be 3·29, taking silver as 107·12, the atomic weight of zinc being 64·97. Finally, Richards and Rogers,⁷ by the analysis of zinc bromide prepared from pure zinc oxide or element, found the atomic weight to be 64·9 (H=1), 65·4 (O=16), a value which is at present (1907) accepted.

CADMIUM, Cd = 111·6 (H = 1).
= 112·4 (O = 16).

303 This metal was discovered in the year 1817 by Berzelius. He observed that a sample of zinc carbonate obtained from zinc-works at Salzgitter yielded an oxide which, after

¹ *Jahresb.* 1883, 42.

² *Compt. Rend.* 1818, 10, 100.

³ *Amer. Chem. J.* 1888, 10, 311.

⁴ Morse and Arbuckle, *Amer. Chem. J.* 1898, 20, 195.

⁵ *Journ. Chem. Soc.* 1887, 854.

⁶ *Journ. Chem. Soc.* 1887, 854.

⁷ *Zeit. anorg. Chem.* 1895, 10, 1.

not contain any iron, possessed a yellow colour, and he found that this was due to the presence of the oxide of a new metal, which he soon afterwards detected in other samples of the oxide of zinc, as well as in metallic zinc itself. Whilst Stromeyer was engaged on these experiments, Hermann, in Schönebeck, also discovered the new metal in a sample of zinc oxide which was employed for pharmaceutical purposes, and which had been confiscated in Magdeburg, inasmuch as the acid solution yielded a yellow precipitate with sulphuretted hydrogen, which was supposed to be caused by the presence of arsenic. Hermann showed that this supposition was not correct, and ascertained that a new metal was present. Soon afterwards Meissner and Karsten also observed the existence of the same substance. In 1818 Stromeyer published a complete investigation of the metal, giving to it the name which it now bears, from *cadmia fornacum*, because the metal was chiefly found in the zinc flowers of the zinc furnaces.

Cadmium not only occurs as a constituent of zinc ores, but likewise as sulphide in the mineral greenockite, a somewhat rare substance found at Greenock, Bishopstoun, and Kilpatrick in Scotland, as well as in Bohemia and Pennsylvania. The quantity of cadmium contained in the various samples of calamine and blende varies considerably. The fibrous blende found at Przibram in Bohemia contains 2 to 3 per cent., whilst the calamine of Wiesloch contains 1.6 per cent., and that of Eaton in North America 3 per cent. of cadmium.

In the process of zinc-smelting the more volatile vapour of cadmium comes off with the first portions of the zinc, and these vapours burn in the air with formation of the oxides of cadmium and zinc. The cadmium is extracted from the first portion of dust which is condensed in the iron cones or other dust chambers used in connection with the adapters of the zinc-furnaces. This dust may contain from 1 to 6 per cent. of cadmium, and is mixed with a suitable proportion of coal and again distilled at a low red heat from retorts having long sheet-iron cones as adapters; the enriched distillate thus obtained may contain over 20 per cent. of cadmium. This product is now mixed with charcoal and distilled in small cast-iron or clay retorts, and the resulting metallic cadmium is cast into rods or ingots.

Cadmium possesses a tin-white colour and a fibrous fracture, and takes a high polish. It can be easily obtained crystallised

in regular octahedra by sublimation in a current of hydrogen (Kämmerer). The pure metal obtained by electrolysing the sulphate and subliming the product in a vacuum forms flat needles or silvery six-sided plates.¹ It is somewhat harder than tin, but may be cut with a knife. It can be easily rolled out to foil and drawn into wire. When bent, it emits a crackling sound, as does tin when similarly treated. The specific gravity of the cast metal is 8.546, but after hammering it attains a specific gravity of 8.667 (Schröder).² It melts at 321.7° ³ and boils at 778° .⁴ Its vapour has a dark yellow colour and a disagreeable smell, producing headache when inhaled. The density of cadmium vapour is 3.94, and the molecule of cadmium in the gaseous state is therefore monatomic.⁵

Cadmium has been obtained in form of a deep brown-coloured colloidal solution in water by the electrical method⁶ (p. 74). In its behaviour towards acids cadmium resembles zinc.

Cadmium is employed in the preparation of certain alloys of low melting-point, such as Wood's metal, which consists of eight parts of lead, fifteen of bismuth, four of tin, and three of cadmium, and melts at 60° . An amalgam of cadmium was formerly used as a stopping for teeth, but is no longer employed, as it turns the dentine yellow. Cadmium is also employed in the construction of cells of standard electromotive force.

CADMIUM COMPOUNDS.

CADMIUM AND OXYGEN.

304 Cadmic Oxide, CdO.—This substance forms the brown blaze of the zinc smelters. The metal cadmium burns with a bright flame when heated in the air, forming a brown oxide, which may also be obtained by passing a mixture of steam and cadmium vapour through a red-hot tube. When the metal is heated to whiteness in a current of oxygen, the oxide sublimes in dark red, probably cubic, crystals, and may be obtained in the form

¹ Mylius and Funk, *Zeit. anorg. Chem.* 1896, **13**, 157.

² See also Kahlbaum and Sturm, *Zeit. anorg. Chem.* 1905, **46**, 217.

³ Holborn and Day, *Ann. Phys.* 1900 [4], **2**, 505.

⁴ D. Berthelot, *Compt. Rend.* 1902, **134**, 705.

⁵ Deville and Troost, *Compt. Rend.* 1859, **49**, 239. Compare Biltz, *Chem. Centr.* 1895, i. 770.

⁶ Bredig, *Zeit. physikal. Chem.* 1900, **32**, 127.

of a dark blue-black powder, consisting of microscopic octahedra, by igniting the nitrate. It also occurs as a mineral¹ in octahedra possessing a specific gravity of 6.15; it does not melt at a white-heat, but is easily reduced at a moderate red-heat on charcoal before the blowpipe; the metal, however, volatilises and burns, and the oxide is deposited as a brown incrustation on the charcoal. The oxide formed by the combustion of the metal contains a trace of peroxide.²

Cadmie Hydroxide, $\text{Cd}(\text{OH})_2$, is obtained as a white precipitate by the addition of a soluble salt of cadmium to caustic potash. The hydroxide absorbs carbon dioxide from the air, and at 300° it is resolved into the oxide and water. It is soluble in a solution of ammonia, a complex hydroxide being probably formed,³ as in the case of zinc hydroxide.

This oxide and hydroxide correspond to the only series of cadmium salts definitely known, which are for the most part colourless salts closely resembling those of zinc. The soluble ones have a disagreeable metallic taste and act as emetics. A series of cadmous salts appears, however, to exist, as the cadmic halogen compounds when heated with cadmium yield salts having strongly reducing properties. These have not been obtained pure, the products appearing to consist of mixtures of cadmous and cadmic salts. If the product of the reaction of cadmium on cadmic chloride be treated with water, lustrous transparent crystals first separate out, which soon fall to a white amorphous powder of *cadmous hydroxide*, CdOH . The latter on gently heating yields *cadmous oxide*, Cd_2O , as a yellow microcrystalline powder, which on further heating decomposes into a mixture of cadmium and cadmic oxide, the colour changing to green.⁴ Suboxides are also stated to be formed when cadmium oxalate alone, or mixed with one or two molecular proportions of oxide, is heated gently, the formulæ of the oxides obtained being Cd_4O , Cd_3O_2 and Cd_2O respectively. These substances are green powders which are decomposed by dilute acids with formation of a cadmium salt and metallic cadmium, and the chief evidence of their chemical

¹ Neumann and Wittich, *Chem. Zeit.* 1901, 25, 561.

² Manchot, *Ber.* 1906, 39, 1170.

³ Euler, *Ber.* 1903, 36, 3400; Dawson and McCrae, *Journ. Chem. Soc.* 1900, 1239; Bonsdorff, *Zeit. anorg. Chem.* 1904, 44, 132.

⁴ Morse and Jones, *Amer. Chem. J.* 1890, 12, 488. Compare Canzoneri, *Gazzetta*, 1897, 27, ii. 486.

individuality is the constancy of composition of the product obtained and the fact that in their reaction with dilute acids less heat is evolved than by the solution of a corresponding amount of cadmic oxide. When heated the colour changes and a mixture of cadmium and cadmic oxide is obtained.

CADMIC SALTS.

305 Cadmium Chloride, CdCl_2 .—This salt is obtained by evaporating a solution of the metal or oxide in hydrochloric acid. The hydrated chloride, $\text{CdCl}_2 \cdot 2\frac{1}{2}\text{H}_2\text{O}$, is deposited in the form of rectangular prisms which readily effloresce on exposure to air, and on heating lose water and melt at 590° (Ruff and Plato). The transparent pearly mass of the anhydrous chloride sublimes at a higher temperature in transparent micaceous laminae. Its specific gravity at $25^\circ/4^\circ$ is 4.047.²

Hydrates with 5, 4, $2\frac{1}{2}$, 2 and 1 mol. H_2O have been described, but the existence of those with 5 and $2\text{H}_2\text{O}$ is doubtful. The hydrate with $4\text{H}_2\text{O}$ passes into that with $2\frac{1}{2}\text{H}_2\text{O}$ and the latter is converted into the monohydrate at 34° . A saturated solution contains in 100 parts of water³:

At	0°	30°	60°	80°	100°
CdCl_2	90	128.6	136.8	140.4	144.0

Cadmium chloride combines with ammonia to form a stable compound $\text{CdCl}_2 \cdot 6\text{NH}_3$, a bulky powder, which decomposes at about 62° into $\text{CdCl}_2 \cdot 2\text{NH}_3$, which may also be obtained by evaporating a solution of the chloride in aqueous ammonia or of the hydroxide in ammonium chloride.⁵ It is insoluble in water and is stable up to 210° .

Cadmium Iodide, CdI_2 , is obtained by dissolving the metal in hydriodic acid, or by digesting it with iodine and water. It crystallises in large transparent six-sided anhydrous crystals which do not undergo alteration on exposure to the air. It melts at 350° (Ruff and Plato), and gives off iodine when heated to a higher temperature. It dissolves readily in water and

¹ Tanatar, *Zeit. anorg. Chem.* 1901, **27**, 432; Tanatar and Levin, *Phys. Chem. Soc.* 1902, **34**, 495.

² Baxter and Hines, *Amer. Chem. J.* 1904, **31**, 220.

³ Dietz, *Zeit. anorg. Chem.* 1899, **20**, 257.

⁴ Lang and Rigaut, *Journ. Chem. Soc.* 1899, 883.

⁵ Grossmann, *Zeit. anorg. Chem.* 1902, **33**, 149.

Its specific gravity is 5·986 at 12°. One hundred parts of water dissolve (Dietz):—

At	18°	50°	100°
CdI ₂	85·3	97·4	127·6

Iodide of cadmium is used in photography, it being one of the few iodides soluble in alcohol.

Cadmium Sulphide, CdS.—Cadmium sulphide occurs in yellow hexagonal glittering crystals as greenockite. It is obtained as a fine yellow precipitate when a cadmium salt is precipitated with sulphuretted hydrogen, this precipitate being employed as a pigment. It melts at a white heat, and forms on cooling a lemon-yellow micaceous mass, having a specific gravity of 4·86. Heated in the electric furnace, it yields crystals of greenockite.¹ It is soluble in strong hydrochloric and nitric acids and in boiling dilute sulphuric acid.

Cadmium Sulphate, CdSO₄.—A concentrated solution of cadmium sulphate when allowed to evaporate spontaneously deposits large monoclinic crystals, having the composition 3CdSO₄·8H₂O. This hydrate is stable in contact with its saturated solution up to 74°, at which temperature it passes into the monohydrate, a microcrystalline powder, the solubility of which diminishes with rise of temperature. A metastable hydrate with 7H₂O is also known.² The normal salt when heated yields a basic compound, SO₂[OCd(OH)]₂, sparingly soluble in water, and crystallising in pearly scales. One hundred parts of water at 23° dissolve 59 parts of the anhydrous normal salt, and at the boiling-point a somewhat larger quantity. Crystallised cadmium sulphate is used in diseases of the eye. Stable crystalline compounds of the composition 3CdSO₄·4H₂O·4HCl and 3CdSO₄·8HCl have been described.³

Cadmium Nitrate, Cd(NO₃)₂·4H₂O, crystallises in fibrous needles, which melt at 59·5°, deliquesce in the air, and are soluble in alcohol.⁴

Cadmium Carbonates.—Minute rhombohedral crystals of the *normal carbonate*, having the sp. gr. 4·96, can be obtained by adding excess of ammonium carbonate to a solution of cadmium

¹ Mourlot, *Compt. Rend.* 1896, 123, 54.

² Mylius and Funk, *Ber.* 1897, 30, 824.

Baskerville and Harris, *J. Amer. Chem. Soc.* 1901, 23, 894,

Funk, *Zeit. anorg. Chem.* 1899, 20, 414. See also Puschin, *J. Russ. Phys. Chem.* 1905, 37, 382.

chloride, and then just enough ammonia to dissolve the precipitate, and heating on the water bath.¹ The white precipitate obtained by addition of an alkali carbonate to a soluble cadmium salt possesses a varying composition, according to the temperature at which the precipitation takes place and the amount of precipitant employed. With an excess of potassium carbonate in the cold the precipitate possesses nearly the composition of the normal salt.

DETECTION AND ESTIMATION OF CADMIUM.

306 Cadmium salts do not impart to the non-luminous gas-flame any tint. The cadmium spectrum is well seen when the metal is volatilised in the electric arc; the most prominent lines being 6438 in the red, 5378 and 5338 in the green, and 5085, 4800, and 4677 in the blue.

The yellow sulphide of cadmium is the most characteristic compound of the metal. This is insoluble in dilute acids in the cold, and hence may be easily distinguished from zinc as well as from the other metals already described. Cadmium sulphide can easily be distinguished from other yellow sulphides, such as those of tin, antimony, and arsenic, by its insolubility in ammonium sulphide and in the caustic alkalis. The method of separating cadmium from the other metals precipitated by sulphuretted hydrogen will be discussed under these several metals. It may suffice here to remark that cadmium hydroxide, like the corresponding copper compound, is soluble in ammonia, and that these two metals are frequently obtained together in the process of analysis. In order to separate these, two methods may be employed. In the first place potassium cyanide may be added to the blue ammoniacal solution until this becomes colourless and sulphuretted hydrogen passed through, when the cadmium sulphide is completely precipitated. Or, in the second place, the metals may be both precipitated as sulphides, and the washed precipitate boiled with a mixture of five parts of water and one part of concentrated sulphuric acid, which dissolves the cadmium sulphide.

The quantitative estimation of cadmium is usually made by precipitating the carbonate from the boiling solution with sodium carbonate; this is then dried and converted by ignition

¹ de Schulten, *Bull. Soc. fran. Min.* 1897, 20, 195.

into the oxide, which is weighed. Cadmium may also be estimated as the sulphide which is dried at 100° and then weighed.

Atomic Weight of Cadmium.—The atomic weight of cadmium was found by Huntingdon¹ from the analysis of the bromide to be 111·4. Morse and Jones obtained the number 111·23, but a repetition of the experiments,² in which allowance was made for the oxygen and nitrogen occluded by the oxide (compare Zinc, p. 654), led to the higher value 111·53. Finally Baxter, Hines, and Freuert, by the analysis of the chloride³ and bromide,⁴ obtained the number 111·63 (H = 1, Cl = 35·207); 112·47 (O = 16, Cl = 35·473). The determination of the atomic weight from the weight of metal electrolytically deposited from a solution of the oxide, chloride or bromide⁵ has led to the lower number 111·22, which is probably inaccurate.

The number at present (1907) accepted is 111·6. (H = 1, Cl = 35·18); 112·4 (O = 16, Cl = 35·45).

**MERCURY (HYDRARGYRUM), Hg = 198·5 (H = 1).
= 200 (O = 16).**

307 We do not find this metal mentioned either in the books of Moses or in the writings of the older Greek authors. Theophrastus (B.C. 300) speaks of liquid silver or *quicksilver* (*χυτός ἄργυρος*), and says that it is obtained by rubbing cinnabar with vinegar in a copper vessel. Dioscorides, in the first century, mentions this body as *ὕδραργυρος* (from *ὕδωρ*, water, and *ἄργυρος*, silver), and states that it is obtained by subliming cinnabar and charcoal in an iron pot, upon which a cover is luted. Pliny, who named the material thus obtained *hydrargyrum*, in contradistinction to the native mercury, to which he gave the name of *argentum vivum*, was acquainted with the fact that all solid bodies, with the exception of gold, swam on the surface of the liquid metal. Isidorus, in the beginning of the seventh century, was also acquainted with the properties of mercury, as is seen from the

¹ *Ber.* 1882, 15, 80.

² Morse and Arbuckle, *Amer. Chem. J.* 1898, 20, 536.

³ *Zeit. anorg. Chem.* 1905, 44, 158.

⁴ *J. Amer. Chem. Soc.* 1906, 28, 770.

⁵ Lorimer and Smith, *Zeit. Chem.* 1891, 1, 364; Hardin, *J. Amer. Chem. Soc.* 1896, 18, 990.

following extract: "Argentum vivum servatur melius vasis, nam caeteras materias perforat."

Mercury was known to the older alchemists, who were interested in the examination of its properties, inasmuch as they believed this body, or some substance closely resembling it, to be one of the component parts of all metals. They were acquainted with the method of purifying it by distillation, and they knew how to prepare many of its compounds. In the epoch of iatro-chemistry, the properties of the compounds were more minutely examined, especially with regard to their medicinal effects. Agricola regarded it as a metal, but Libavius placed it amongst those "quae sunt affinia," thus connecting it with bismuth, arsenic, cinnabar, and other bodies. Even at a later date many held similar views; thus Brandt in 1735 spoke of it as a metal, and indeed it was not reckoned as a true metal until Braune, of St. Petersburg, in the winter of the year 1774, found that it solidified when exposed to a freezing mixture of snow and nitric acid.

Mercury occurs in the native state, though in small quantities as compared with its other ores. It is found in globules disseminated through the native sulphide in the Palatine Carniola, Hungary, Peru, California, and other countries. It also occurs as silver- and gold-amalgam, as the iodide, chloride, and it is found occasionally in certain fahl-ore. The most important ore of mercury is the sulphide or cinnabar. The most celebrated mercury mines are found at Idria, Carniola; Almaden, in Spain; in California, especially at the Pioneer Mine in Napa Valley; and at Wolfsstein and Lautenthal, in the Bavarian Palatinate. Cinnabar is likewise imported into this country from China and Japan.

308 Most of the mercury of commerce is obtained by the roasting of cinnabar; and the chief method of extraction is carried out with an excess of air, by which means the sulphur is oxidized to sulphur dioxide and the metallic mercury is driven off as a vapour. This roasting process is carried out in shaft furnaces, retort furnaces, or muffles, and the mercury vapour is condensed in earthenware pipes, water-cooled chambers of iron, or in chambers made of brick or wood and glass. A certain quantity of the mercury always condenses as a mercurial soot, which has to be re-treated for the extraction of the metal.

Of the older processes, in which the loss of mer-

excessive, sometimes amounting to 50 per cent., only the aludel furnace, used at Almaden, has survived. This furnace is shown in Fig. 220, and consists of a shaft B, containing a perforated arch *k*, beneath which is the fireplace A. The air necessary for




FIG. 220.




FIG. 221.

oxidation enters at the fire-door D. The mercurial vapours pass through a series of six openings *f*, into tubes made of earthenware, called aludels. These are open at both ends, and fit into one another in a similar way to the condensers employed



FIG. 222.

in the manufacture of iodine. The aludels are arranged one behind the other, first in a descending, and then in an ascending position on arches of masonry (Figs. 220 and 221); the greater part of the mercury condenses in and runs from the aludels *a* (Fig. 221) into the channel *b*, and then into the cisterns (*rr*)

The shape and arrangement of the aludels is shown in
 A small quantity of mercury vapour passes on i
 chamber (C), where it condenses, coming in contact w
 contained in the vessel (i).


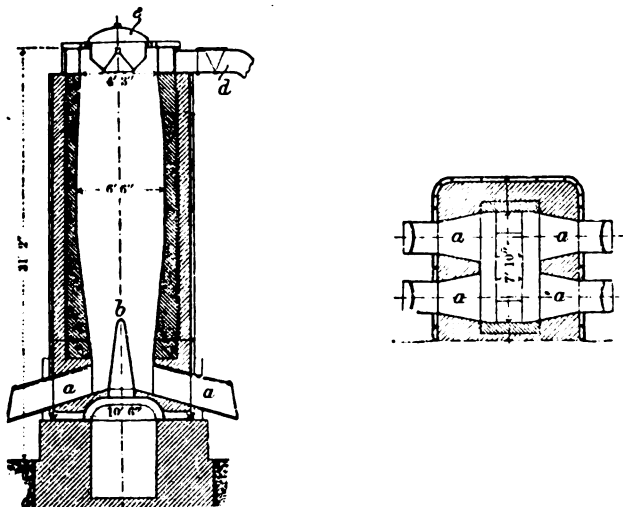


FIG. 223.

The mercury thus obtained is filtered through lin
 exported, generally in iron bottles, but sometimes in
 bags.

For the treatment of finely divided ores the Granzita furnace,¹ Fig. 223, consisting of four shafts, with one fireplace (J) common to all, is used.

The shafts contain a number of inclined shelves, sloping at an angle of 45° in alternately opposite directions, to prevent the free fall of the ore. The flames from the fire, together with air, pass in the opposite direction to the ore and heat the shelves. The distillation residues are removed from the furnace by means of eight openings (*u*) near the bottom, one ton being removed every 40 minutes and a corresponding amount of fresh ore charged at the same time, by means of the hoppers (*t t*).



FIGS. 224 AND 225.

The mercurial vapours are condensed by passing through brick chambers, cooled by means of cast-iron water-backs let into the sides; these are followed by towers built of glass and wood, and from these the gases escape into a brick tower and are finally forced into a stack by means of a fan.

For the treatment of lump ore, true shaft furnaces are now largely used, in which the ore and fuel come into direct contact, and which are worked continuously. One of the best examples of these modern furnaces is the Novak, shown in Figs. 224, 225, in which *a* are the openings for drawing out the

¹ *Eng. Min. Journ.* 1885, 174.

residues, *b* is a ridge on the bottom, containing numerous holes, through which air passes into the furnace, *c* is the charging hopper, and *d* the pipe through which the gases and vapours escape. Charcoal is the fuel generally used, and is mixed with the ore before charging. The condensers usually employed consist of Y-shaped tubes of earthenware, cooled with water.

The following table shows the world's production of mercury in metric tons during the year 1904.¹

Austria	536
Hungary	45
Italy	357
Spain	1020
Mexico	190
Russia	393
United States	1192
<hr/>	
Total	3,733

309 The mercury of commerce usually contains a certain proportion of dissolved foreign metals, and these impurities give rise to the "tail" seen when the metal is allowed to run over a slightly inclined surface. Impure mercury, when shaken with air, yields a black powder, caused by the oxidation of the metallic impurities, and this film of oxide incloses a small globule of the liquid metal. The surest mode of freeing mercury from these foreign metals is to distil it, the surface being covered with iron filings to prevent the spitting of the metal, which, however, cannot be completely avoided. It is a curious fact that when small quantities of lead or zinc are present in the mercury the rate of distillation is much diminished. The distillation is frequently carried out in vacuo, numerous forms of apparatus for this purpose having been proposed.² Mercury may be more easily purified by treating it with dilute nitric acid, the impurities being thus dissolved. For this purpose³ the metal is allowed to flow in a very thin stream from a capillary opening in a drawn-out glass funnel into a wide glass tube 1.25 m. high and 5 cm. in diameter, which contains 5 per cent. nitric acid. A narrow tube is fastened to the bottom of this and bent upwards and then at right angles, from which the pure metal

¹ *Mineral Industry*, 1905, 14, 503.

² See Hulett, *Zeit. physikal. Chem.* 1900, 33, 611.

³ L. Meyer, *Zeit. anal. Chem.* 1863, 2, 241.

flows. The above operations may have to be repeated several times, and the metal, if pure, must leave no residue when dissolved in pure nitric acid, evaporated to dryness and ignited. It may also be purified by being placed in a long, slightly inclined tube, through which air is drawn for several days; the impurities are thereby oxidised, and separate as a scum on the surface. Purification may likewise be effected by drawing a rapid stream of air through mercury placed in a filter-flask and covered by a layer of 5 per cent. nitric acid.

Pure mercury possesses a silver-white colour. It is liquid at ordinary temperatures, and the globules retain a perfectly spherical shape. The freezing-point of mercury was first determined by Hutchins in 1783, at Fort Albany, in Hudson's Bay Territory, according to instructions received from Cavendish; its melting-point is $-38^{\circ}85$. In the act of freezing, mercury contracts considerably, giving rise to a solid tin-white ductile malleable mass, crystallising in octahedra, capable of being cut with a knife, and having a specific gravity of 14.1932 at its freezing-point,¹ and of 14.383 at -188° (Dewar).

The liquid metal is transparent when in very thin films and transmits violet-blue light (Melsens). When a powerful stream of water is poured from a height of a decimetre on a mass of from 15 to 20 kilos. of mercury, bubbles of the metal, of about 1 cm. in diameter, are seen swimming on the surface of the water. These consist of very thin films of mercury through which blue light is transmitted: they soon burst, and leave behind a very small solid globule of the metal.

The specific gravity of mercury at $0^{\circ}/4^{\circ}$ is 13.59545,² at 100° is 13.3522, and at 360° is 12.7405.³ The boiling-point of mercury, according to Regnault's observations, is $357^{\circ}25$, the metal giving rise to a colourless vapour, which has a specific gravity, according to the experiments of Dumas, of 6.976, or, according to those of Bineau, of 6.7; the molecule of mercury in the gaseous condition is therefore, like those of zinc and cadmium—monatomic. In spite of its high boiling-point, mercury volatilises perceptibly at the ordinary temperature, both in a vacuum and in air, as proved by the "silvering" of gold-leaf kept for two months in a vessel over mercury (Faraday);

¹ Mallet, *Proc. Roy. Soc.* 1877, 77.

² Thiesen and Scheel, *Zeit. Instrumentenkunde*, 1898, 18, 138.

³ Scheel, Landolt-Börnstein, *Physikalisch-Chemische Tabellen*, p. 41 (Leipzig, Springer, 1905).

and Merget has shown that even at -44° , when mercury is solid, it still possesses a distinct vapour-pressure. The vapour pressure of mercury as determined by Ramsay and Young¹ is given in the following table, the numbers below 220° being calculated by extrapolation :

Temperature. C.	Pressure in mm.	Temperature. C.	Pressure in mm.
40° . . .	0·008	240° . . .	56·92
80 . . .	0·092	260 . . .	96·66
100 . . .	0·270	280 . . .	157·35
120 . . .	0·719	300 . . .	246·81
140 . . .	1·763	320 . . .	373·67
160 . . .	4·013	340 . . .	548·64
180 . . .	8·535	360 . . .	784·31
200 . . .	17·015	400 . . .	1495·60
220 . . .	31·957	450 . . .	2996·06

The vapour pressure at 0°C . probably does not exceed $0\cdot0002$ mm.

When mercury is contaminated with oxide or its halogen derivatives it adheres to glass, forming a bright mirror (Shenstone). When shaken with different liquids, or when it is triturated with sugar, sulphur and other bodies, the liquid metal is obtained in a very finely divided state, being converted into a grey powder. This was formerly termed [*Acthiops per se*]. This act of fine division is termed the "extinction" or "deadening" of mercury. Grey mercurial ointment is formed by rubbing up mercury and fat together, and in this preparation the mercury is in the form of globules having a diameter of $0\cdot002$ to $0\cdot004$ mm. Mercury is not attacked by dilute hydrochloric or sulphuric acid, but is readily dissolved by nitric acid and by hot concentrated sulphuric acid. It is readily attacked by dry chlorine, bromine or iodine.²

Mercury has been obtained in the colloidal form by the reduction of mercurous nitrate by stannous nitrate in the presence of ammonium citrate, as a black precipitate which forms a deep brown solution in water.³

Mercury is largely used in connection with the manufacture of physical and chemical apparatus, for collecting gases

¹ *Journ. Chem. Soc.* 1886, 37. See also Herz, *Wied. Ann.* 1882, 17, 193; Morley, *Zeit. physikal. Chem.* 1904, 49, 95.

² Shenstone, *Journ. Chem. Soc.* 1897, 483.

³ Lottemoser, *J. pr. Chem.* 1898 [2], 57, 484.

which are soluble in water, for the preparation of mirror plates, for the amalgamation and extraction of silver and gold, for the preparation of the mercurial compounds, and in the electrolytic production of caustic soda.

ALLOYS OF MERCURY OR AMALGAMS.

310 The general properties of these alloys have already been given on p. 89 of this volume.

Sodium Amalgam.—Sodium combines violently with mercury, evolving light and emitting a hissing noise. One part of sodium to 100 of mercury forms an amalgam having an oily consistency, but with 80 of mercury to 1 of sodium a pasty mass is obtained, and with smaller quantities of mercury a hard and crystalline amalgam is formed. When an amalgam containing 3 per cent. of sodium is allowed to stand under water, long needles having the composition Hg_6Na separate out (Kraut and Popp), and when an amalgam rich in sodium is heated to 440° the crystalline compound $HgNa_3$ remains (De Souza).

The existence of many other compounds of sodium and mercury has been deduced from the freezing-point curve of these two elements, and some of these have been separated and analysed. The compound of highest melting-point has the formula $NaHg_2$, and melts at 360° , the melting-point being lowered by the addition of either mercury or sodium.¹

The amalgams of the alkali-metals decompose slowly on exposure to moist air and water, and amalgamate iron and platinum. Sodium amalgam is sometimes employed in the processes of extracting silver and gold, and frequently in organic chemistry as a reducing agent.

Potassium Amalgam.—Potassium combines with mercury with evolution of heat but without incandescence, forming a silver-white compound, which is liquid when it contains one part of potassium to about seventy parts of mercury, but becomes solid when it contains more potassium. If the metals be mixed together in the right proportions, or if sodium amalgam containing 3 per cent. of the alkali metal be brought into potash-ley a crystalline compound, $Hg_{12}K$, is formed, which in the last mode of preparation is obtained crystallised in very bright

¹ See Kurnakoff, *Zeit. anorg. Chem.* 1900, 23, 439; Kerp and Böttger, *Zeit. anorg. Chem.* 1900, 25, 1; Schüller, *Zeit. anorg. Chem.* 1904, 40, 385.

shining cubes or dodecahedra and rhombohedra.¹ When an amalgam rich in potassium is heated to 440°, a crystalline compound, HgK_2 , remains behind, which takes fire spontaneously on exposure to air.² The compound, KHg_2 , which melts at 269.8°, is the amalgam of highest melting-point formed by these two elements. As in the case of sodium, a number of other compounds have been described.

Ammonium Amalgam.—This compound, discovered at the same time by Berzelius and Pontin,³ and Seebeck,⁴ has already been described (p. 370).

The *Amalgams of the Alkaline Earth Metals* are easily formed by direct union of the elements, and have also been prepared by the electrolytic method (p. 90).

Magnesium Amalgam may be prepared by heating the two elements together. It decomposes water very energetically, and has been employed as a reducing agent in organic chemistry.

Cadmium Amalgam.—Cadmium easily dissolves in warm mercury, giving rise to a solid compound, Hg_5Cd_2 , which has a specific gravity of 12.615.⁵ When mercury is saturated with cadmium a silver-white compound, Hg_2Cd , crystallising in octahedra, is formed. This is very brittle, and is heavier than mercury, and was at one time used as a stopping for teeth.

Copper Amalgam.—If copper foil be rubbed with a solution of nitrate of mercury it becomes covered with a bright lustrous coating of the metal, and if a line be drawn with this solution on a piece of brass foil and the foil bent at this place, it can easily be broken, as the mercury very soon penetrates the copper and renders it brittle. Copper amalgam is obtained by rubbing a copper rod with the nitrate solution and then allowing it to remain in contact with mercury under warm water. All the copper amalgams which contain from 25 to 33 per cent. of copper, when heated to 100° become plastic when rubbed in a mortar. After from ten to twelve hours the amalgam loses its plasticity and assumes a granular crystalline structure, and is hard enough to engrave upon tin. Its density is the same in the soft and hard states and, therefore, it does not expand or contract in hardening, and thus when hard fills cavities into which

¹ Kraut and Popp, *Annalen*, 1871, 159, 188.

² De Souza, *Ber.* 1876, 9, 1050.

³ *Gilbert's Ann.* 6, 260.

⁴ Gehlen, *Neu. Allg. Jour. Chem.* 5, 482.

⁵ Compare Kerp and Böttger, *Zeit. anorg. Chem.* 1900, 25, 59.

it has been pressed in the soft state. This amalgam is used for stopping teeth, but the copper which it contains renders it objectionable on account of its tendency to blacken. It is also used for sealing bottles, glass tubes, &c., when other plastic substances, such as cork, cannot be used, as well as for taking impressions of engraved metal work.

Silver Amalgam occurs as a mineral at Moschellandsberg, in the Palatinate, and crystallises in the regular system. It is artificially prepared as the silver tree (*arbor Dianæ*) by pouring mercury into a solution of silver nitrate. The composition of the product thus deposited as well as that of the natural amalgam varies considerably. When silver amalgam is heated to 440° the compound Hg_3Ag remains (De Souza).

COMPOUNDS OF MERCURY.

311 Mercury forms two chief series of compounds, the mercuric compounds, in which the metal is divalent, and the mercurous compounds, in which each atom of the metal replaces only one of hydrogen.

The *mercuric compounds* are obtained in many cases by the action of an excess of acid on metallic mercury. They are converted by reducing agents into mercurous salts, these latter being further reduced to metallic mercury in presence of an excess of the reducing agent. The soluble salts have a metallic taste, redden blue litmus, and are extremely poisonous (see p. 694).

The molecular weights of several of these salts have been determined by the vapour density method, and by the cryoscopic and ebullioscopic methods, and have been found to be normal, corresponding with the general formula HgX_2 .

Mercurous compounds are formed by the action of mercury or some other reducing agent on mercuric compounds, as well as in some cases by the action of acids on excess of mercury. They very readily dissociate in solution into metallic mercury and a mercuric compound,¹ this reaction being a reversible one and leading to a state of equilibrium between the mercurous and mercuric ions present. Thus, when excess of mercury is shaken with a faintly acid solution of mercuric nitrate at 25° , about 1/240 of the mercury in solution is finally present as

¹ Hada, *Journ. Chem. Soc.* 1896, 1667.

mercuric salt and the remainder as mercurous salt, these two salts being about equally dissociated.¹

The halogen derivatives with the exception of the fluoride are insoluble in water; the salts with oxyacids only dissolve in presence of free acid, pure water converting them into soluble acid salts and insoluble basic salts. They have a metallic taste, and are poisonous, although less so than the mercuric salts.

The true molecular formula of the mercurous compounds has been the subject of much discussion, some authorities maintaining that these compounds have the general formula HgX' , and others supporting the double formula, $\text{Hg}_2\text{X}'_2$. In the former case mercury in these compounds must be supposed to act as a monad, in the latter it may be present as a dyad, as shown in the constitutional formula $\text{X}'\cdot\text{Hg}\cdot\text{Hg}\cdot\text{X}'$. The vapour density of mercurous chloride corresponds with the formula HgCl , but it has been shown by Harris and V. Meyer² that the vapour is a mixture of mercury and mercuric chloride, formed by dissociation from the mercurous chloride. If the vapour of calomel be passed through a porous tube, the mercury diffuses through the latter and condenses in globules, whilst the portion which finally condenses inside the tube contains an excess of mercuric chloride. Further, if solid potash be placed in the vapour, it is immediately coated with yellow mercuric oxide, and does not show even a momentary formation of the dark mercurous oxide. The vapour density, therefore, cannot be taken as a proof of the molecular formula, HgCl .

Baker³ has, however, found that very carefully dried mercurous chloride volatilises without dissociation, yielding a vapour the density of which corresponds with the formula, Hg_2Cl_2 .

The view that the mercurous compounds contain two atoms of divalent mercury in the molecule is also confirmed by the work of Ogg,⁴ who has shown by a study of the equilibrium between mercury, mercurous nitrate and silver nitrate, and from various properties of solutions of mercurous nitrate, that this salt in solution yields the divalent ion $\text{Hg}\cdot\text{Hg}$, and therefore probably has the formula $\text{Hg}_2(\text{NO}_3)_2$.

¹ Abel, *Zeit. anorg. Chem.* 1891, **26**, 361.

² *Ber.* 1894, **27**, 1482; 1895, **28**, 364.

³ *Journ. Chem. Soc.* 1900, 646.

⁴ *Zeit. physikal. Chem.* 1898, **27**, 285.

MERCURY AND OXYGEN.

312 These elements form two compounds:

Mercurous oxide, Hg_2O .
Mercuric oxide, HgO .

Mercurous Oxide, Hg_2O .—This compound, also called sub-oxide or grey oxide of mercury, is easily obtained by the action of caustic alkalis in excess on a mercurous salt. It is a blackish-brown powder, which by the action of light and a moderate temperature, as well as when brought in contact with different saline solutions, is decomposed into the metal and the monoxide; at 100° it unites with oxygen.¹ It corresponds to the series of *mercurous* salts.

Mercuric Oxide or *Mercury Monoxide*, HgO ; commonly termed *Red Oxide of Mercury*, or *Red Precipitate*.—This compound was known to the Latin Geber, who obtained it by heating mercury in the air for a long time. It was afterwards known by the name of *mercurius præcipitatus per se*. The same compound is formed when a solution of mercury in nitric acid is evaporated, and the residue heated; the compound thus prepared was called by Raymond Lully *mercurius præcipitatus ruber*.

When mercury is exposed in a glass flask with a long neck for several weeks to a temperature somewhat below its boiling-point, small red crystals of the oxide appear on the surface, and this product, which has a dark-red colour and is highly crystalline, increases gradually in quantity. Mercuric oxide is prepared on the large scale by heating an intimate mixture of mercury and mercuric nitrate until no further red fumes are given off: in this way it is obtained in the form of bright brick-red crystalline tablets, which have a specific gravity at 4° of 11.136 (Joule and Playfair).

When a solution of a mercuric salt is precipitated by caustic potash or soda, a yellow precipitate is obtained which when dried in the air consists of microscopic square tablets of the anhydrous oxide. The loss of weight at 175° which led to the conclusion that this substance was a hydroxide² is in reality due to partial decomposition of the oxide.³ The yellow and red

¹ Colson, *Compt. Rend.* 1899, 128, 1104.

² Carnelley and Walker, *Journ. Chem. Soc.* 1888, 80.

³ Schoch, *Amer. Chem. J.* 1903, 29, 319.

oxides are regarded by many chemists as different sizes of their particles,¹ but according to Schoenherd different crystalline forms, and the dissociation of the yellow oxide at 300° is considerably greater than the red oxide. When heated at 250—600° it is decomposed into the red oxide with simultaneous partial decomposition into mercury and oxygen.

Mercuric oxide is a powerful poison, it possesses a pleasant metallic taste and an alkaline reaction, is soluble in water. When heated it first changes to a cinnabar-red colour, and afterwards assumes a black colour, on cooling it resumes its original appearance. It decomposes into its elementary constituents, which these partially recombine.

When the oxide is heated with sulphur it is decomposed and it is also decomposed when brought in contact with sodium, with evolution of light and heat.

Mercuric oxide is used in medicine, and for various purposes in chemical analysis.

MERCUROUS SALTS.

313 *Mercurous Fluoride*, Hg_2F_2 , is a yellow solid which is soluble in water.

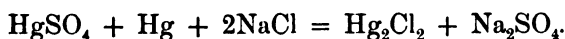
Mercurous Chloride, Hg_2Cl_2 , is commonly known as Calomel occurs as a mineral termed horn-quartz at Moschellandsberg, Idria, Almaden and elsewhere, crystallising in rhombic prisms. The artificial has been known for a long time, and it appears to have been known in the sixteenth century as a medicine, known as *Draco mitigatus*, *Manna metallorum*, *Aquila alba dulcis*. It afterwards received the name calomel, which it bears, from *καλομελας*, a fine black colour, black when acted upon by an alkali.

Mercurous chloride is formed by the direct combination of the elements, and also by the action of hydrochloric acid on a salt solution on a dilute solution of mercurous nitrate to prevent a basic nitrate being carried down with it.

¹ Ostwald and Mark, *Zeit. physikal. Chem.* 1895, **18**, 1; *physikal. Chem.* 1900, **34**, 495; Koster and Stork, *Rec. Trav. Chim. Pays-Bas*, 1900, **29**, 394; Schick, *Zeit. physikal. Chem.* 1902, **42**, 155. See also *K. Akad. Wetensch. Amsterdam*, 1899, **2**, 273, 458.

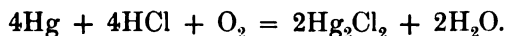
chloride, an excess of hydrochloric acid or salt solution must be added, and the liquid must be warmed with the precipitate for some time. In this way it is obtained in the form of a yellowish-white impalpable powder.

Calomel is commonly prepared by sublimation. For this purpose an intimate mixture of mercuric chloride (corrosive sublimate) and mercury in the right proportions is heated. Another, and now nearly obsolete process, is to rub up dry mercuric sulphate in a mortar with as much mercury as it already contains, and an equal quantity of common salt, until the globules disappear and a uniform mixture is produced. This is then sublimed, the vapour of calomel being carried into an atmosphere of steam or into a chamber containing air where it is condensed in a finely-divided form, and thus the labour of powdering it is avoided. The following decomposition occurs:



The sublimed powder thus obtained is well washed to free it from any traces of corrosive sublimate which it may contain, and dried ready for use. When dissolved in hot mercurous nitrate solution, and allowed to cool, it separates out in yellowish-white tetragonal plates.

Calomel has long been known and manufactured in China and Japan under the name of *keifun* (light powder). This product occurs as a light bulky powder, consisting of very thin minute scales, lustrous, transparent, and white or faintly cream coloured. It is quite free from corrosive sublimate and is manufactured by heating balls of porous earth and salt, soaked in bittern (the mother liquor of partially evaporated sea-water), along with mercury in iron pots lined with earth. The heat forms hydrochloric acid from the magnesium chloride in the bittern, the mercury sublimes into the clay covers of the pots, air enters by diffusion and the following reaction occurs:



The cover thus becomes filled with a network of micaceous particles of calomel.¹

Calomel is tasteless, and has a specific gravity of 6.56. It evaporates at a red heat without fusion, yielding a colourless vapour, whose specific gravity is 8.21 (Deville and Troost). As

¹ Divers, *J. Soc. Chem. Ind.* 1894, 13, 108.

already explained (p. 672), this vapour is a mixture of mercury and mercuric chloride.

Calomel is also formed by the action of many reducing agents on solutions of mercuric chloride. It is partially dissolved by the action of concentrated solutions of chlorides, mercuric chloride passing into solution and mercury remaining undissolved.¹ The solubility of calomel² in water, as determined by the conductivity method, is about 0.4 mgrm. per liter.

Calomel is largely employed in medicine, the pure compound being more active in its medicinal properties than that prepared by sublimation, owing to its finer state of division. In certain cases abnormal poisonous effects have been observed by calomel, which have probably been caused by the presence of basic mercurous nitrate.

Mercurous Bromide, Hg_2Br_2 , is obtained as a heavy white precipitate by adding hydrobromic acid or potassium bromide to a mercurous nitrate solution. It is obtained in white tetragonal plates by shaking a solution of mercurous nitrate with bromine water or an alcoholic solution of bromine. It sublimes at $340\text{--}350^\circ$ without decomposition,³ and decomposes in the light.

Mercurous Iodide, Hg_2I_2 , is prepared by rubbing mercurous iodide or iodine in the requisite proportions, with potassium iodide, forming a greenish coloured powder, which is, however, insoluble. If an excess of iodine be boiled with a solution of mercurous nitrate containing a little nitric acid, mercurous iodide is precipitated on cooling in transparent yellow tetragonal plates which gradually blacken in the light. On heating, the colour changes successively to dark yellow, orange and garnet red, and on cooling the same colours are observed in the reverse order. It commences to sublime at $110\text{--}120^\circ$, and melts and decomposes at 290° .⁴ It is partially decomposed by heat and by the action of potassium iodide solution into mercury and iodine.⁵ In the form of powder it is used in medicine.

Mercurous Sulphide does not exist, a mixture of mercury and mercuric sulphide being produced in cases where its formation might be expected.

¹ Richards and Archibald, *Zeit. physikal. Chem.* 1902, 40, 385.

² Ley and Heimbucher, *Zeit. Elektrochem.* 1904, 10, 301.

³ Stroman, *Ber.* 1887, 20, 2822.

⁴ Stroman, *Ber.* 1887, 20, 2818.

⁵ François, *J. Pharm.* 1899 (6), 10, 16; *Compt. Rend.* 1895, 120, 122, 190

Mercurous Sulphate, Hg_2SO_4 , is formed by heating concentrated or fuming sulphuric acid with an excess of mercury, or by precipitating mercurous nitrate with sulphuric acid. It is a white crystalline powder which when gently heated melts, and on cooling solidifies to a crystalline mass. It is precipitated almost completely by sulphuric acid from its solution in nitric acid. It is easily soluble in hot sulphuric acid; part of it separates out on cooling, and the remainder is precipitated on the addition of water. When heated with water at 25° it first yields the basic salt, $\text{Hg}_2\text{SO}_4, \text{Hg}_2\text{O}, \text{H}_2\text{O}$, as a white powder, and with a larger amount of water is converted into the oxide (Cox).

Mercurous Nitrite, $\text{Hg}_2(\text{NO}_2)_2$, is the first product of the action of nitric acid on mercury (Vol. I. p. 531), and may be prepared by the action of dilute nitric acid on excess of mercury. It forms yellow needles and is partially decomposed by water, forming mercury and mercuric nitrite, whilst part dissolves. It is slowly converted by dilute nitric acid into mercurous nitrate, or one of the basic salts derived from it.¹ When heated it decomposes, yielding nitric oxide, mercurous nitrate, mercury and mercuric oxide.²

Mercurous Nitrate, $\text{Hg}_2(\text{NO}_3)_2$, is formed by the action of dilute nitric acid in the cold on mercury. Hot nitric acid, on the other hand, especially if an excess of acid be employed, forms mercuric nitrate. Bergman was the first to point out the difference between the two solutions thus obtained, the explanation, according to the then prevalent views, being that the solution of the metal in cold nitric acid contained less phlogiston than that in the hot acid. At a later period the same fact was explained by stating that in the former the mercury was less strongly oxidised than in the latter case.

Mercurous nitrate crystallises in monoclinic tablets or prisms of the formula $\text{Hg}_2(\text{NO}_3)_2, 2\text{H}_2\text{O}$, which lose their water on exposure to dry air. The crystals melt at 70° , forming a clear liquid of sp. gr. 4.3.³ The pure salt is at once decomposed by water (Hada), leaving a basic nitrate. It is easily soluble in dilute nitric acid, and this solution brought on to the skin colours it, first purple, and then a black tint.

A number of different basic nitrates are formed by the action

¹ Rây, *Zeit. anorg. Chem.* 1896, 12, 365; *Journ. Chem. Soc.* 1897, 337.

² Rây and Sen, *Journ. Chem. Soc.* 1903, 491.

³ Retgers, *Jahrb. Min.* 1896, ii. 183.

of water on the nitrate under varying conditions, concentration and acidity. Among those $3\text{Hg}_2(\text{NO}_3)_2 \cdot \text{Hg}_2\text{O} \cdot \text{H}_2\text{O}$, crystallising in long prisms; $3\text{Hg}_2(\text{NO}_3)_2 \cdot 2\text{Hg}_2\text{O} \cdot 2\text{H}_2\text{O}$, forming a white powder; $\text{Hg}_2(\text{NO}_3)_2 \cdot \text{Hg}_2\text{O} \cdot \text{H}_2\text{O}$, forming lustrous triclinic prisms; $\text{Hg}_2(\text{NO}_3)_2 \cdot \text{Hg}_2\text{O} \cdot \text{H}_2\text{O}$, forming a crystalline mass; and $\text{Hg}_2(\text{NO}_3)_2 \cdot 2\text{Hg}_2\text{O} \cdot 2\text{H}_2\text{O}$, forming a powder. As already mentioned (p. 671), mercurous nitrate solution dissociates partially into mercury and mercurous oxide. When the salt is boiled with water, mercury is evolved and may be condensed in globules.²

Mercurous Carbonate, Hg_2CO_3 , is obtained by boiling the nitrate with potassium hydrogen carbonate. To remove a quantity of basic nitrate which is thrown down at the same time, the potassium carbonate is added in excess. The solution allowed to stand for some days. Mercurous carbonate is a yellow powder which decomposes at 100° into carbon dioxide, mercury, and mercuric oxide, and blackens on exposure to light (Lefort).

MERCURIC SALTS.

314 *Mercuric Fluoride*, $\text{HgF}_2 \cdot 2\text{H}_2\text{O}$, is formed by the action of excess of hydrofluoric acid upon the nitrate. It is a white crystalline mass which decomposes at 50° into the oxide and the yellow *oxyfluoride*, $\text{HgF}(\text{OH})$, which is formed when an excess of mercuric oxide is treated with hydrofluoric acid. On slow evaporation it separates in dark crystals. The fluoride is largely hydrolysed in aqueous solution and is completely decomposed into oxide and hydrofluoric acid. In a large amount of water at 25°, no basic salt being formed.

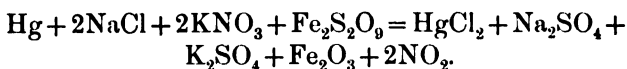
Mercuric Chloride, HgCl_2 .—This salt is formed when mercurous mercury is heated in chlorine. It was first obtained by the Latin Geber according to the following recipe: *Argentive* thus: *Re. of it lib. j. of vitriol rubified with sulphur allum calcined, lib. j. of common salt, lib. semis. and of mercury the fourth part. Incorporate all together, and sublimate in a retort the white, dense, and ponderous, which shall be found in the sides of the vessel, and keep it, as we have appointed in the things. But if, in the first sublimation, you shall*

¹ See Cox, *Zeit. anorg. Chem.* 1904, **40**, 174.

² Hada, *Journ. Chem. Soc.* 1896, 1667.

³ Jaeger, *Zeit. anorg. Chem.* 1901, **27**, 22; Cox, *Zeit. anorg. Chem.* 1904, **40**, 146.

or unclean (which may happen, by reason of your own negligence), again sublime it with the same *feces*, and reserve it for use." At a later date a somewhat similar method of preparation was employed on a large scale, and the product was termed *Corrosive sublimate* or *Mercurius sublimatus corrosivus*. For this purpose an intimate mixture of 3 parts of mercury, 2 of common salt, 2 of saltpetre, and 4 of calcined ferrous sulphate was heated:



The nitrogen peroxide which was given off was condensed in water, and the acid obtained employed for the preparation of mercuric oxide. At the end of the sixteenth century, corrosive sublimate was a well-known commercial article. In the works of the so-called Basil Valentine the following statement occurs. He says: "Recipe mercurii sublimati, such as can be bought at the druggists, and has been sublimed with vitriol and salt; for the ♀ takes up in the sublimation the quintam essentiam salis. Then rub down the mercurium sublimatum very finely, lay it in the cellar in a thin layer on an iron plate, let it lie for some days and nights, when a fluid will be seen to flow from it, and the ♀ is revived".

From its strongly corrosive properties, mercuric chloride was also termed *Draco*, and as it was capable of destroying the metallic lustre of several metals, it was called *mors* or *malleus metallorum*. The process which is now employed for the manufacture of corrosive sublimate, namely, that of subliming a mixture of mercuric sulphate and common salt, was first suggested by Kunkel, who in the year 1760 described this process in his *Laboratorium Chymicum* as follows: "The best *mercurius sublimatus* for use in chemistry and such as pleases me, is when I take an oleum vitrioli, which has been highly freed from all its phlegm, with merc. viv. ana, or if it has not been rectified so well, merc. one part and oleum one and a half parts, and distil off so much oleum until all the merc. is coagulated. The white Praecipitat sublimed with Sal communis ana gives a fine corrosive sublimate."

Mercuric chloride is obtained commercially by heating a mixture of equal parts of dry common salt and mercuric sulphate. As the latter salt can only with difficulty be got free from mercurous salt, one tenth of its weight of manganese

dioxide is added to the mixture in order to prevent formation of calomel. The sublimation is carried on in large, flat, long-necked glass balloons, which are first placed in a sand-bath up to their necks, and gently heated in order to drive off all moisture. So much of the sand is then removed that only the lower half of the balloon is surrounded by sand, and then this is heated more strongly until the whole of the chloride is sublimed. On cooling, the balloon is broken and the cake of sublimate removed.

Mercuric chloride crystallises in needles belonging to the rhombic system,¹ the commercial article usually having the form of a semi-transparent crystalline crust. According to the experiments of Poggiale, 100 parts of water dissolve the following :

At	10°	20°	50°	80°	100°
HgCl ₂	6.57	7.39	11.34	24.3	53.96

Mercuric chloride dissolves in about three parts of alcohol, crystallising from the solution in colourless triclinic needles, and in four parts of ether, so that when this liquid is shaken up with the aqueous solution, the greater part of the salt is removed from the water. It crystallises by sublimation in a second triclinic form.² Mercuric chloride only undergoes electrolytic dissociation in aqueous solution to a very slight degree,³ but is partially hydrolysed, so that its solution has an acid reaction to litmus.⁴ It is precipitated from its aqueous solution by sulphuric acid,⁵ but dissolves without decomposition in concentrated sulphuric and nitric acids. Its specific gravity is 5.403 (Karsten), it melts at 288° and boils at 303°, the specific gravity of its vapour being 9.8 (Mitscherlich), corresponding to the normal molecular weight. Corrosive sublimate possesses a sharp metallic taste, and is a violent poison, and it is largely used, both externally and internally, in medicine, especially in cases of syphilis. It is also used as an anti-putrescent for anatomical preparations, and in dressing furs and skins, and especially as a bactericide in antiseptic surgery.

Mercuric chloride has the power of forming crystallisable compounds with a number of other chlorides, especially with


¹ Mitscherlich, *Pogg. Ann.* 1833, **28**, 118.

² Von Lang, *Wien. Akad. Ber.* 1862, **45**, 119.

³ Grotrian, *Wied. Ann.* 1883, **18**, 177. See also Luther, *Zeit. physikal. Chem.* 1904, **47**, 107.

⁴ See Ley, *Ber.* 1897, **30**, 2192, ⁵ Viard, *Compt. Rend.* 1902, **135**, 242.

the chlorides of the alkali-metals, giving rise to the following double chlorides, as well as to many others:—



The fact that these salts dissolve in water more easily than mercuric chloride has long been known. The iatro-chemists prepared one of them by dissolving equal parts of corrosive sublimate and sal-ammoniac, and crystallising the solution. It was termed by them *Alembroth*. In many cases¹ the solutions of these double salts contain complex ions, such as HgCl₄, &c.

Mercuric chloride also unites with hydrochloric acid² to form the compounds, HgCl₂, HCl and 2HgCl₂, HCl, and with phosphorus pentachloride, forming the compound, 3HgCl₂, 2PCl₅, which can be sublimed in glistening needles. Compounds with hydroxylamine, acetone, and methyl alcohol have also been described.

Mercuric chloride also forms a series of basic salts or *oxychlorides*, which are obtained by the action of mercuric oxide on mercuric chloride solution, or by adding potassium hydrogen carbonate or marble³ to the latter. The best defined of these are, 2HgCl₂, HgO, which crystallises in red monoclinic needles; HgCl₂, 2HgO, which is a pitch-black crystalline precipitate; and HgCl₂, 3HgO, which forms glistening golden yellow scales and occurs as the mineral *kleinite* in Texas.⁴ In addition to these several other oxychlorides are known, containing a larger amount of oxygen.

Mercuric Bromide, HgBr₂.—Mercury combines with bromine with evolution of heat, and the oxide dissolves in hot aqueous hydrobromic acid. The bromide dissolves to the extent of 0.61 parts in 100 of water at 25°, and crystallises from aqueous solution in glistening scales, melting at 244°,⁵ and from alcoholic solution in rhombic needles or prisms, which can easily be sublimed.

¹ See Shenill, *Zeit. physikal. Chem.* 1903, 43, 705.

² John Davy, *Phil. Trans.* 1822, 357.

³ Tarugi, *Gazzetta*, 1901, 31, ii. 313; Arctowski, *Zeit. anorg. Chem.* 1896, 12, 353.

⁴ Sachs, *Sitzungsber. k. Akad. Wiss. Berlin*, 1905, 1091.

⁵ Carnelley and Williams, *Journ. Chem. Soc.* 1880, 127.

It closely resembles the chloride and, like it, forms of oxysalts.¹

Mercuric Iodide, HgI_2 , is formed when the two constituents are rubbed together in the proper proportions in a mortar with a small quantity of alcohol. It forms a crystalline powder. It is also precipitated when a solution of potassium iodide is added to one of corrosive sublimate. In this case, however, the precipitate which first forms has a yellow colour, but soon becomes scarlet; it is easily dissolved in an excess of either liquid. Mercuric iodide crystallises in rhombic prisms and pyramids, from solution in hot, concentrated solution of potassium iodide, in boiling alcohol, or in hot nitric acid. It has the sp. gr. 6.26, melts at 248° and volatilises without decomposition, the vapour having a density 15.6—16.2, corresponding to the formula, HgI_2 . It is very slightly soluble in water, but dissolves in many acids, ammoniacal salts, salts of mercury, and soluble iodides with which it forms soluble double compounds.

Mercuric iodide is dimorphous, for on gently heating the yellow modification to a temperature of 126° the mass becomes red. This change also takes place when the red crystals are heated or sublimed, yellow rhombic prisms of sp. gr. 6.06 being formed. These retain their form and colour when allowed to cool at ordinary temperature, but readily pass into the red modification when touched or rubbed with a hard body, and spontaneously, heat being evolved, and the red crystals being formed in the form of the yellow.

Although the yellow form is only stable at and above 126° mercuric iodide separates from nearly all organic solutions in this form at temperatures below 126°, even when crystallisation is induced by the addition of a crystal of the red form. The vapour of mercuric iodide, moreover, always condenses in red crystals.³

When a cold solution of corrosive sublimate and potassium iodide are added to an alcoholic solution of potassium tri-iodide and heated to 50°, a brown crystalline precipitate is obtained, *mercury periodide*, HgI_6 . If the solutions be mixed together

¹ Fischer and Wartenburg, *Chem. Zeit.* 1902, 26, 966.

² Kastle and Clark, *Amer. Chem. J.* 1899, 22, 473; Kastle and Clark, *Amer. Chem. J.* 1902, 27, 209; Gernez, *Compt. Rend.* 1903, 1322; Mascarelli, *Atti. R. Accad. Lincei*, 1906 (5), 15, ii. 192. See also *Zeit. anorg. Chem.* 1900, 25, 399.

³ Gernez, *Compt. Rend.* 1899, 128, 1516.

and allowed to cool slowly, rhombic tablets of mercury periodide are obtained mixed with the yellow and red iodide. Mercury periodide possesses in a high degree the peculiar optical properties of tourmaline, and readily loses iodine.

Mercuric iodide forms a very large number of double salts and also combines with sulphuric acid, ammonia, pyridine, and other substances.

Mercuric Perchlorate, $\text{Hg}(\text{ClO}_4)_2$, is a deliquescent salt, crystallising with $6\text{H}_2\text{O}$. When digested with excess of mercuric oxide it yields the basic salt $2\text{Hg}(\text{ClO}_4)_2, \text{HgO}, 12\text{H}_2\text{O}$, which is converted by alcohol into the compound $\text{Hg}(\text{ClO}_4)_2, 2\text{HgO}$, which explodes with great violence when heated.¹ A number of other explosive substances have been obtained by the action of organic compounds on the perchlorate and chlorate.²

315 *Mercuric Sulphide* or *Cinnabar*, HgS , usually occurs in beds in slate rocks and shales, and more rarely in granite or porphyry. It is found in Idria, Almaden, in the Palatinate, in Carinthia, Transylvania, Tuscany, in the Urals and Altai, in China abundantly, and in Japan, Mexico, and Southern Peru. Extensive mines of cinnabar exist in California in the coast ranges at different points, from Clear Lake in the North to San Louis Obispo in the South, the principal mines in which region are at New Almaden and in the vicinity of Santa Clara Co., about sixty miles S.S.E. of San Francisco.

Cinnabar is found in rhombohedral crystals (Class 10, p. 185), which, like quartz, cause the circular polarisation of light, and also in the granular and massive states. It possesses a cochineal-red colour often inclined to brownish-red and lead-grey; its streak is scarlet, and it is sub-transparent or opaque, possesses a conchoidal fracture and adamantine lustre. Theophrastus mentions this mineral as *κιννάβαρις*; the term, however, was afterwards used to designate dragons' blood. Pliny terms this latter substance *cinnabaris*, and the mineral cinnabar, being frequently confounded with red-lead, is termed by him *minium*.

The artificial preparation of this compound was first described by the Latin Geber under the name of *usifur*. At the beginning of the seventeenth century, Turquet de Mayerne found that by rubbing mercury and sulphur together a black powder

¹ Chikashigé, *Journ. Chem. Soc.* 1895, 1013; 1905, 922.

² Hofmann, *Ber.* 1905, **38**, 1999.

was obtained, and in 1689 Walter Harris's compound could be obtained by intimately mixing and mercury. Prepared in this way it was *mineral*, and was employed as a medicine, and J. C. Jacobi proposed to employ for the same purpose precipitate obtained by adding caustic soda to mercury salt; this was known under the name *hypnoticus*. The mode of preparing cinnabar was first observed by G. Schulz, in 1687; he shook together for some time, Boyle's volatile sulphur and metallic mercury. In 1773, Bauhin the black precipitate which this liquid produced by mercury was gradually converted into cinnabar. explaining the difference between the black and sulphides of mercury was increased by the fact that the black converted into the other. Stahl believed that the compound contained more sulphur than the red one, that in the latter compound the sulphur was more combined than in the former, or that both being oxide of mercury with sulphur, the cinnabar contained in a higher state of oxidation. Berthollet, on the other hand, considered cinnabar as mercury sulphide, while the black modification as a compound of mercury and phuretted hydrogen. It was not until 1833 that the composition of these substances was ascertained, and the difference between them explained by the fact that the black compound was amorphous whilst the red is crystalline.

In order to prepare cinnabar in the dry way, according to the Dutch process, mercury is added to an excess of sulphur and the cold broken mass brought into earthen retorts which are heated in a sand-bath until the excess of sulphur is driven off. The crucible is then covered with a plate of iron and the temperature raised until the cinnabar is deposited upon the plate.

In the process of manufacturing vermilion in the dry way, 100 parts of sulphur and 42 parts of mercury are placed in retorts which are caused to rotate on their axes until the sulphur is converted into a brown powder; this substance is then placed in iron retorts, furnished with a head and receiver, and cinnabar condenses in the head of the retort, while

¹ *Schweigg. Journ.* 1833, 67, 1864.

deposited in the receiver consist of a mixture of this substance with sulphur and require redistillation. The sublimate is then very finely levigated, treated with caustic soda, and then washed with water and dried.

Vermilion obtained in the wet way possesses a much finer colour than the sublimed vermilion, and it can be prepared in a variety of ways. According to Brunner's¹ process 100 parts of mercury and 38 parts of flowers of sulphur are rubbed together for some hours and then the mass mixed with 25 parts of potash dissolved in 150 parts of water at 45°. The mixture is then heated, the quantity of water being kept constant for about eight hours. After this time it begins to exhibit a red colour, and when the right tint has been attained the mass is quickly washed with water, as by the further action of potash the vermilion becomes brown. In another process described by Firmenich,² 5 kilos. of mercury mixed with 2 kilos. of sulphur and 4.5 liters of a solution of potassium pentasulphide are heated in a water-bath, the potassium pentasulphide solution being obtained by reducing 20 parts of potassium sulphate with carbon and boiling the product with 3.5 parts of water and 15 parts of sulphur. The mixture is then poured into strong stoppered bottles and these are well shaken whilst the liquid is being heated. After the lapse of from three to four hours a brown powder is formed. The liquid is then allowed to cool to 50° and is digested at this temperature for some days until the colour of the product reaches the right shade: then it is mixed with caustic soda in order to withdraw the excess of sulphur, washed with water, and dried at 60°.

Sublimed cinnabar is often observed in distinct crystals having the form of the natural mineral. Generally, however, it forms a fibrous mass, having a cochineal-red colour, but when powdered it has a scarlet-red tint. Its specific gravity is 8.124 (Boullay); the specific gravity of its vapour is 5.34 (V. Meyer), from which it appears that in the gaseous condition the compound undergoes dissociation. Cinnabar is not attacked by hot nitric acid, but aqua-regia dissolves it easily with liberation of sulphur. It is soluble in concentrated hydriodic acid in the cold and also in the dilute acid when warmed, sulphuretted hydrogen being evolved (Kekulé). Vermilion is used as an oil- and water-colour paint, for red lithographic- and printers'-ink, and for colouring sealing-wax, &c. It is sometimes adulterated

¹ *Pogg. Ann.* 1828, 15, 593.

² *Dinyl. Polyt. Journ.* 1864, 172, 370.

with red-lead or red oxide of iron. The presence of these impurities can be readily ascertained, inasmuch as pure mercury sublimes without leaving any residue.

Black or amorphous mercuric sulphide, which occurs as a mineral in California,¹ is formed, as has already been mentioned, when flowers of sulphur and mercury are mixed together. If an excess of sulphur can be removed by carbon bisulphide, the excess of mercury by dilute nitric acid. It is also formed when the component elements are gently heated together, and also by gently heating cinnabar in a vacuum, in air, although by the application of a stronger heat the black compound again sublimes. When solutions of the polysulphides of the alkali metals act upon mercury, the black sulphide is likewise obtained, and the same compound may also be obtained by acting with an excess of sulphuretted hydrogen or ammonium sulphide of ammonium on a solution of a mercuric salt. Mercury treated in this way yields a mixture of mercuric sulphide and finely-divided mercury. On passing sulphuretted hydrogen through a solution of mercuric chloride, a white precipitate is obtained, and this becomes yellow and ultimately black on the further action of the gas. This white compound has the composition $2\text{HgS}, \text{HgCl}_2$, and on sublimation decomposes into cinnabar and corrosive sublimate. Other salts of mercury form similar compounds.

Mercuric sulphide also combines with the sulphides of the alkali metals; thus, for instance, if a solution of mercuric chloride be treated with a solution of potassium sulphide containing some free alkali, a clear solution is obtained. On evaporation, very slender silky needles of the compound $\text{K}_2\text{S}, 5\text{H}_2\text{O}$ are deposited. It is a very unstable compound and on washing is resolved into its constituents. It was first obtained by Brunner, in the preparation of vermilion, according to his method. The conversion of the black amorphous sulphide into vermilion probably depends upon the form of this body.

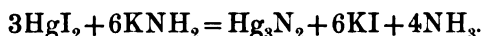
Mercuric Sulphate, HgSO_4 .—This salt was known since the fourteenth century, and is obtained by heating mercury and oil of vitriol. In order to prepare a product free from mercurous salt, the mercury must be heated with 1.5 times its weight of sulphuric acid, and evaporated to dryness. In this way a black opaque mass is obtained, which crystallises from an excess

¹ Moore, *J. pr. Chem.* 1870 [2], 2, 319.

sulphuric acid in small stellate plates, having a silvery lustre. When gently warmed it becomes yellow and afterwards red-coloured, and decomposes, when strongly heated, into mercury, oxygen, sulphur dioxide, and mercurous sulphate. Water decomposes it even at 25° with formation of the insoluble basic salt, $3\text{HgO}\cdot\text{SO}_3$, a heavy lemon-coloured powder which on heating becomes of a red colour, and dissolves in 2,000 parts of cold, and 600 parts of boiling, water. The basic compound was described by Basil Valentine, and was used by the iatro-chemists under the name of *turpetum minerale*. This appears to be the only definite basic mercuric sulphate which exists at 25°.¹

Mercuric sulphate forms several compounds with hydrogen chloride.²

316 Mercury Nitride or Trimercuric-diamine, N_2Hg_3 .—For the preparation of this compound, a solution of mercuric iodide or bromide in liquid ammonia is added to an excess of potassium-amide dissolved in the same solvent:



It is a chocolate-brown powder, which in the dry state is very explosive. Aqueous acids and solutions of ammonium salts in liquid ammonia readily dissolve it.³

The statement⁴ that the nitride is formed by the action of ammonia on mercuric oxide at 130° has not been confirmed.⁵

Mercuric Nitrate, $\text{Hg}(\text{NO}_3)_2$.—This salt was classed among the vitriols by the alchemists, and its preparation is thus described in the works of Basil Valentine:

“Vitriolum mercurii is easily made with an *aqua fort* distilled from saltpetre, and alum *ana*; if it is dissolved in it, crystals like a vitriol shoot out; these are then ablued and purified with *spiritus vini*, which previously has been rectified with *sal tartari*; thus it is made into a sweet oil. This is a noble medicine *ad luem gallicam*, it cures all sores, consumptions, disuries, gouts, and drives out many other diseases from the human body.”

In order to prepare this salt, mercury is boiled with nitric acid until a portion of the liquid no longer gives a precipitate with

¹ Cox, *Zeit. anorg. Chem.* 1904, **40**, 165. See also Hoitsema, *Zeit. physikal. Chem.* 1895, **17**, 651; Guinchant, *Bull. Soc. Chim.* 1896 [3], **15**, 555.

² Baskerville and Weil, *J. Amer. Chem. Soc.* 1901, **23**, 894.

³ Franklin, *Zeit. anorg. Chem.* 1905, **46**, 1.

⁴ Plantamour, *Annalen*, 1841, **40**, 115.

⁵ Hofmann and Marburg, *Annalen*, 1899, **305**, 204.

common salt. On evaporating the solution over sulphuric acid, large crystals separate out containing $1\text{H}_2\text{O}$ or $\frac{1}{2}\text{H}_2\text{O}$, according to different observers. The same salt, which is very deliquescent, is obtained as a crystalline magma, by adding strong ammonia to the concentrated solution. The mother-liquor from these large crystals is a thick liquid which possesses the property noticed by Libavius, of colouring the skin a dark-red tinge. On evaporating the solution, a basic salt, $2\text{Hg}(\text{NO}_3)_2$, separates out in long transparent prisms which are metallic, but not an acid taste.

When mercuric nitrate is treated with water at 25° , the basic salt $\text{Hg}(\text{NO}_3)_2 \cdot 2\text{HgO}$, as a heavy, white powder, which is decomposed by the further action of water into mercuric oxide.¹

Mercuric Hyponitrite, HgN_2O_2 , is prepared by the action of sodium hyponitrite on mercuric nitrite, and is a light yellow coloured powder. It decomposes spontaneously into mercuric oxide and mercurous hyponitrite, and is the only mercuric salt which decomposes into a mercurous salt.²

Mercuric Phosphide is obtained as a black powder, by heating mercuric oxide with phosphorus together in water. If a current of gaseous hydrogen phosphide be passed over gently-heated mercuric chloride, an orange-yellow sublimate of mercuric phosphide is obtained which decomposes into its elements on heating (H. Rose). The mercuric phosphide Hg_3P_4 is obtained in hexagonal prisms when mercuric chloride is heated with phosphorus di-iodide. It is readily decomposed by heat.³

Mercuric Arsenide, Hg_3As_2 , is the final product obtained when a mixture of arsine and hydrogen is passed into an aqueous solution of mercuric chloride. It is a black powder which oxidises in the air, forming arsenious oxide and mercuric chloride.

317 *Mercuric Acetylde*, $3\text{C}_2\text{Hg} \cdot \text{H}_2\text{O}$, is best prepared by passing acetylene into a solution of mercuric oxide in water and ammonium carbonate. It is a heavy white powder which explodes when rapidly heated. When heated with hydrochloric acid a mixture of acetylene and acetaldehyde is produced.

¹ Cox, *Zeit. anorg. Chem.* 1904, **40**, 159.

² Divers, *Journ. Chem. Soc.* 1899, 119.

³ Granger, *Min. Sci.* 1898 [4], May 12. *Journ. Chem. Soc. Abstr.* 1898, 119.

⁴ Partheil and Amort, *Arch. Pharm.* 1899, **237**, 121.

⁵ See Plimpton and Travers, *Journ. Chem. Soc.* 1894, 264, where references to the earlier literature are to be found.

When acetylene is passed into a solution of mercuric nitrate derivatives of acetaldehyde are formed, which are decomposed by acids with formation of acetaldehyde, no acetylene being liberated.¹

Mercuric Carbonates.—Only basic mercuric carbonates are known. If a solution of mercuric nitrate be poured into an excess of potassium carbonate solution, a dark brown precipitate of $\text{HgCO}_3, 2\text{HgO}$ is formed, and if a solution of potassium bicarbonate be employed, an amorphous brown precipitate of $\text{HgCO}_3, 3\text{HgO}$ is formed.

Mercuric Cyanide, $\text{Hg}(\text{CN})_2$.—This compound was discovered by Scheele, who obtained it by boiling Prussian blue with mercuric oxide and water. It is also formed by dissolving mercuric oxide in dilute hydrocyanic acid, or by boiling one part of potassium ferrocyanide with two parts of mercuric sulphate and eight parts of water :



Mercuric cyanide dissolves in eight parts of cold water and crystallises from the hot aqueous solution in white needles or transparent tetragonal prisms which are insoluble in absolute alcohol. The salt is only dissociated to a very minute extent in aqueous solution and hence its solution does not yield all the reactions characteristic of mercuric ions ; thus its solution gives no precipitate with caustic soda or potassium iodide. It is, however, decomposed by sulphuretted hydrogen and by boiling with hydrochloric, hydrobromic, hydriodic, and dilute sulphuric acids, hydrocyanic acid distilling over. It forms crystalline double compounds with many other salts. When heated it decomposes into cyanogen and metallic mercury. Its aqueous solution readily dissolves mercuric oxide, and on evaporating the alkaline solution thus obtained, small needles of a basic cyanide, $\text{Hg}(\text{CN})_2, \text{HgO}$, are formed. This is known as *mercuric oxycyanide*, and is used as an antiseptic.²

Mercuric Cyanate, $\text{Hg}(\text{OCN})_2$, and Mercuric Thiocyanate, $\text{Hg}(\text{SCN})_2$, are white crystalline precipitates. In order to prepare the latter salt a solution of ammonium thiocyanate is precipitated with excess of corrosive sublimate solution. This compound is

¹ Hofmann, *Ber.* 1898, **31**, 2212, 2783. See also Erdmann and Köthner, *Zeit. anorg. Chem.* 1898, **18**, 54.

² See Holdermann, *Arch. Pharm.* 1905, **243**, 600 ; 1906, **244**, 133 ; Rupp, *Arch. Pharm.* 1908, **244**, 1.

used for the preparation of the so-called Pharaoh's. The dried precipitate is rubbed up with gum-water to a plastic mass, and short cones are formed of this which are then dried. On igniting them at the end with a blue sulphur-like flame, the ash being very brittle, extends in a serpent-like form.

AMMONIACAL COMPOUNDS OF MERCURY.

318 Many different series of ammoniacal derivatives of mercury have been described, but very little is known as to their constitution. Most of the derivatives are soluble in the ordinary solvents and cannot be volatilised without decomposition, so that their molecular weights cannot be determined. Rammelsberg¹ formulated all these compounds as derived from dimercurammonium salts, in which two atoms of mercury replaced the four hydrogen atoms of the ammonium radical. Many serious objections to this view have been advanced by other investigators² and it seems probable that such compounds are products both of ammonia (aminomercuric compounds) and of ammonium compounds (mercuriammonium compounds) as well as compounds formed by the additive combination of ammonia with mercuric salts. No ammoniacal mercurous compounds appear to have been obtained. Thus the mercurous ammonium derivatives are mixtures of mercurous derivatives and finely-divided metallic mercury, which gives them a black colour.

Millon's Base.—When mercuric oxide is gently heated with pure dilute ammonia, a pale yellow powder is obtained of the composition, $H_5O_3NHg_2$, which decomposes without explosion on rubbing, or when thrown on red-hot charcoal. This compound is known as Millon's base and is variously formulated as $(HOHg)_2NH_2 \cdot OH$ (Hofmann and Marburg) or $NHg_2 \cdot OH, 2H_2O$ (Rammelsberg). When heated over caustic potash in an atmosphere of ammonia, it decomposes in water, yielding the dark yellow compound $(OHg_2)_2$. This substance and Millon's base both yield salts when

¹ *J. pr. Chem.* 1888 [2], **38**, 558. See also Barfoed, *J. pr. Chem.* [2], **39**, 201; Pesci, *Gazzetta*, 1891, **21**, 569; *Zeit. anorg. Chem.* 1899

² Hofmann and Marburg, *Annalen*, 1899, **305**, 198; *Zeit. anorg. Chem.* 1900, **23**, 126; Franklin, *Jour. Amer. Chem. Soc.* 1906, **29**, 35.

with acids. When, however, the compound $(\text{OHg}_2)\text{NH}_2\cdot\text{OH}$ is heated at 125° in a current of ammonia, a second molecule of water is lost and a non-basic highly explosive dark brown powder of the composition NHg_2OH is produced, which is also formed when ammonia is passed over dried yellow mercuric oxide at 120° , and is known as *dimercuriammonium hydroxide*. The formation of the anhydrous oxide, $(\text{NHg}_2)_2\text{O}$, described by Weyl¹ as a product of the dehydration of Millon's base, has not been confirmed (Hofmann and Marburg).

Salts of Millon's Base are formed when ammonia is added to mercuric salts of oxyacids and when the base is digested with 6 per cent. aqueous solutions of the acids. These salts have as a rule the empirical formula $\text{H}_2\text{ONHg}_2\text{X}'$, and, like the base, have been formulated in two different ways—as oxydimercuriammonium salts, $(\text{OHg}_2)\text{NH}_2\cdot\text{X}'$, or as dimercuriammonium salts, $\text{NHg}_2\text{X}'\cdot\text{H}_2\text{O}$. Anhydrous salts of the formula $\text{NHg}_2\text{X}'$ have also been prepared by the action of liquid ammonia or potassamide on mercuric bromide and iodide, but it is probable that these substances are not true derivatives of Millon's base, but are amino-compounds of the constitution $\text{Hg}:\text{N}\cdot\text{HgX}$ (Franklin²). Compounds of the same composition have been described by François³ and by Pesci⁴ as formed by the action of aqueous ammonia on mercuric iodide and bromide.

The Chloride of Millon's Base, $(\text{OHg}_2)\text{NH}_2\cdot\text{Cl}$ or $\text{NHg}_2\text{Cl}\cdot\text{H}_2\text{O}$, is formed by the action of hydrochloric acid on Millon's base, and may be prepared by digesting infusible white precipitate with a large amount of water at $60\text{--}70^\circ$. It forms a yellowish powder, which is stable in an atmosphere of ammonia at 125° , but decomposes at 180° with separation of mercury (Hofmann and Marburg).

The Iodide of Millon's Base, $(\text{OHg}_2)\text{NH}_2\cdot\text{I}$, which is frequently described as oxydimercuriammonium iodide, is formed by the action of an excess of ammonia on mercuric iodide and also when ammonia is passed at a temperature of 180° over the basic oxy-iodide of mercury, $\text{HgI}_2, 3\text{HgO}$.

The same compound is easily obtained by adding ammonia to a solution of mercuric potassium iodide, containing an excess of potash, and hence this liquid, known as Nessler's solution (Vol. I., p. 324), is employed as a very delicate reagent for the detection

¹ *Pogg. Ann.* 1864, 121, 601.

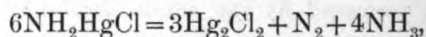
² *Zeit. anorg. Chem.* 1905, 46, 1.

³ *Compt. Rend.* 1900, 130, 332, 1022.

⁴ Compare, however, Hofmann and Marburg, *Annalen*, 1899, 305, 191.

of ammonia. It is a brown powder which often exhibits a dish-purple colour, and, on heating in absence of air, forms a brown liquid, whilst when more strongly heated, it decomposes with emission of light, into water, mercuric iodide, and nitrogen.

Infusible White Precipitate, which appears to have been prepared by Lemery, is formed when a solution of mercuric chloride is precipitated by ammonia, and has the formula $\text{NH}_2\text{Hg}_2\text{Cl}$. It is also formed by the action of liquid ammonia and of potassamide on mercuric chloride (Franklin). It is a bulky white powder having an earthy taste, and is insoluble in water, but on long-continued heating or on treatment with caustic potash becomes yellow, and undergoes partial decomposition with formation of the yellowish mercuric chloride of Millon's base. It decomposes below a red heat without fusion, forming calomel, ammonia, and nitrogen.



and on warming with ammonium chloride yields the white precipitate described below. If it be mixed with alcohol and alcohol poured on to it, mercuric iodide is first formed, and then a violent explosion occurs. This mixture also decomposes in the dry state after some time.

The constitution of this substance has given rise to much discussion. Rammelsberg and Pesci regard it as a double mercuriammonium chloride and ammonium chloride, NH_4Cl , whereas Hofmann and Marburg, and Franklin regard it as only half this molecular weight, formulating it as $\text{NH}_2\text{Hg}_2\text{Cl}$ or aminomercuric chloride. The latter view is supported by the existence of an analogous compound derived from ethylamine, $\text{NH}_2\text{C}_2\text{H}_5$, which has the formula $\text{NHC}_2\text{H}_5\text{Hg}_2\text{Cl}$, and forms an infusible white precipitate in properties, although ethylamine is incapable of yielding a compound corresponding to Rammelsberg's formula.

Fusible White Precipitate.—This compound was first prepared by Raymond Lully, by precipitating mercuric nitrate with ammoniac and salt of tartar. He was acquainted with the property of fusing when heated. At a later time this was confounded not only with the foregoing compound, but first by Lemery, but also with calomel prepared by the same process. Kunkel, although he gave both to this last compound and to fusible white precipitate the name of *lac*

was aware of their difference. He says, "Whether these two have the same effect in medicine, I leave to the physicians and surgeons; *in examine chymico* they are very different." Wöhler, in 1838, pointed out the difference between the fusible and infusible precipitate.

Fusible white precipitate is obtained either by adding a solution of corrosive sublimate to a boiling aqueous mixture of sal-ammoniac and ammonia as long as the precipitate which is formed dissolves, or by boiling the infusible white precipitate with a solution of sal-ammoniac. Small regular dodecahedra or crystalline crusts are deposited on cooling. The compound fuses on heating, losing nitrogen and ammonia, whilst a mixture of calomel, corrosive sublimate, and sal-ammoniac sublimes.

It has the empirical formula $N_2H_6HgCl_2$, and has been formulated as the double salt, $NHg_2Cl, 3NH_4Cl$, or as the additive compound, $Hg(NH_3)_2Cl_2$. As in the case of the infusible white precipitate an analogous derivative of ethylamine is known, a fact which is in favour of the latter formula.

Mercuriphosphonium compounds analogous to the above mercuriammonium salts have also been prepared.

THERAPEUTIC USES OF MERCURY AND ITS COMPOUNDS.

319 The poisonous effects of mercury were known to Dioscorides and Pliny, and it appears that even in those days mercurial preparations were employed as medicines. From that period up to the fifteenth century, mercury was but sparingly used in medicine and then for external purposes only. Even in the fifteenth century, the outward use of mercurial compounds was discountenanced by the then prevailing schools of medicine, and at the beginning of the sixteenth century the few physicians who had dared to employ mercurial ointment were vigorously assailed. The employment of mercurial preparations was, however, soon afterwards introduced by Paracelsus, and by degrees became common.

Metallic mercury rarely leads to toxic phenomena when taken internally. Large quantities (several pounds) used to be given to overcome intestinal obstruction, and when the mere weight of the liquid metal was sufficient to remove the obstruction mechanically, the mercury passed through the intestines rapidly and was excreted without any absorption. In small quantities

especially if it be in a state of fine division, mercury is rapidly absorbed and exercises medicinal or toxic effects according to the quantity employed. Metallic mercury can be absorbed through the unbroken skin, and may lead to local disturbances (dermatitis) and to general toxic symptoms, and mercury vapour is frequently the cause of severe forms of poisoning.

The salts of mercury are poisonous. In some respects, the poisonous action of mercury compounds resembles that of salts of other heavy metals, but a special action on the animal economy lends an important therapeutic value to these salts. In general, mercury is employed therapeutically both for local and general inflammations, the disease for which it is most valuable being syphilis.

Calomel, Hg_2Cl_2 , corrosive sublimate, HgCl_2 , and mercuric iodide, HgI_2 , are most commonly used. In the intestines, small quantities of calomel may be completely absorbed and give rise to poisonous symptoms, while larger quantities, acting as a purgative, are less dangerous; as a rule, from 0.032 to 0.32 gram is the dose used in medicine. It is supposed that calomel is acted upon by the sodium chloride present in the body, forming mercuric chloride and metallic mercury, while some authors believe that oxychlorides are also formed.

Corrosive sublimate, when in concentrated solution, acts as a powerful caustic. In small doses, it produces severe toxic symptoms, and only in very small quantities is it tolerated therapeutically. 0.1 gram, when rapidly absorbed, is a fatal dose. The iodide acts similarly.

When small quantities of mercury are absorbed daily for a prolonged period, a complex of symptoms, known as mercurialism, appears. These include salivation, ulceration of the mucus membranes of the mouth, tremors, nervous symptoms, headache, anæmia and wasting.

Chronic mercurial poisoning is met with in those who habitually work with the metal, namely, miners in quicksilver mines, persons engaged in extracting gold by the amalgamation process, and those engaged in making mirrors, thermometers, barometers, &c.

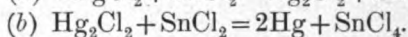
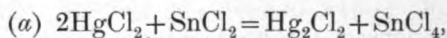
DETECTION AND ESTIMATION OF MERCURY.

320 Bunsen's flame-reaction may be conveniently employed in order to detect the presence of mercury in a solid body. For this purpose the substance is mixed with a small quantity of anhydrous sodium carbonate and nitre, and the mixture heated in a tube held in the flame by means of a platinum wire wound round it, the mouth of the tube being placed directly under a small porcelain basin filled with cold water. The mercury is then volatilised, and condenses on the cool lower surface of the porcelain basin in the form of a grey film. This is wiped off with a small piece of filter paper, when the minute globules of liquid metal are rubbed together and a larger globule is obtained. If a large quantity of mercury be present, globules are at once formed on the cold basin.

A similar film can be more simply obtained by heating the compound on a piece of asbestos in the reducing zone of the flame beneath a porcelain basin. The metal may also be detected by heating the compound in a bulb tube with sodium carbonate and potassium cyanide, the mercury being deposited on the cool part of the tube.

When a liquid has to be tested for mercury, it is in the first place acidified with hydrochloric acid. If this produces a white precipitate a mercurous salt may be present together with silver, lead and thallium. The last two metals may be removed by boiling the precipitate with water. The residue is then treated with ammonia, in which the chloride of silver is soluble. If a black powder remains mercury is present, and its presence can be confirmed by the flame reaction just described. The filtrate from the first precipitate, or the solution in which the hydrochloric acid gives no precipitate, is saturated with a current of sulphuretted hydrogen gas. If mercury be present a white precipitate will first be formed, but this rapidly changes colour, becoming yellow, brownish-red, and finally black. In order to separate mercury from the other sulphides which may be present, the precipitate is first washed with hot water, then warmed with sulphide of ammonium, again washed with water, and the residue treated with hot dilute nitric acid. If a heavy black powder remains undissolved, this is treated with aqua regia, the solution concentrated, and stannous chloride added to this solution, when calomel is precipitated, and,

if an excess of the precipitant be added, finely-divided mercury is deposited as a black powder, which on treatment with hydrochloric acid unites to form distinct globules. The following equations represent the decomposition :



The spark-spectrum of mercury contains a large number of lines, and has been carefully mapped by Huggins, and Adams and Adeney.¹

Mercury is best estimated quantitatively by precipitating the solution with sulphuretted hydrogen. The sulphide precipitated frequently contains free sulphur, and it is dissolved by warming with hydrochloric acid, nitric acid being added drop by drop until the sulphur, which separates out, has become nearly insoluble. Then the solution is diluted with water, nearly neutralized with caustic soda, excess of potassium cyanide added, and the precipitate again thrown down with sulphuretted hydrogen; the precipitate thus obtained is quickly washed with cold water, dried at 100° and weighed. The sulphur may also be removed by washing the precipitate with alcohol to remove water, and then with carbon bisulphide. Mercury is also sometimes estimated in the form of mercurous chloride or as the free metal by distillation with sodium carbonate or by electrolysis of a solution of the cyanide in potassium cyanide.

Atomic Weight of Mercury.—The atomic weight of mercury was determined by Turner,² and by Erdmann and Mitscherlich by the analysis of mercuric oxide, and also by the same investigators by the analysis of the sulphide. Millon³ and Berg⁴ estimated the quantity of mercury formed by heating mercuric chloride with lime in a current of hydrogen. Hardin⁵ determined the weights of silver and mercury deposited by the same method, and also effected the electrolytic analysis of mercuric bromide and cyanide, arriving finally at the value 198.5, a value at present (1907) accepted is 198.5 (H = 1), 200.

¹ See Watts, *Index of Spectra*, p. 105 (Heywood, Manchester).

² *Annalen*, 1835, **13**, 14.

³ *J. pr. Chem.* 1844,

⁴ *Compt. Rend.* 1845, **20**, 1291.

⁵ *Jahresb.* 1847-8, 44.

⁶ *J. Amer. Chem. Soc.* 1896, **18**, 990.

GROUP III.

Group (a).—Boron and the Rare Earth Metals.

Boron.

Scandium.

Yttrium.

Lanthanum.

Group (b).—The Aluminium Group of Metals.

Aluminium.

Gallium.

Indium.

Thallium.

The elements all form oxides of the formula R_2O_3 and combine with the halogens to form compounds of the type RX_3 .

Aluminium hydroxide behaves as an acid to most bases and only acts as a base towards the strongest acids, but the basicity of the hydroxides increases in this group with the atomic weight of the metals. The oxides of the metals of sub-group (a) are, as in the case of the hydroxides, more basic than those of sub-group (b). Thus the oxides form salts with strong alkalis, whereas the former do not.

Elementary boron has already been described among the non-metals (see *Chem. I.*, p. 700). Since the chemical relations of the rare earth metals are so little known at present, the metals of sub-group (a) are described along with the other rare earth

THE ALUMINIUM GROUP.

322 These metals are permanent in the air at ordinary temperatures, but become oxidised when strongly heated in air or oxygen. The volatility of the metals increases with the atomic weight, and the same order is observed in the ease of reduction from the oxide. Thus indium and thallium both yield an incrustation of the oxide and a metallic bead, when their compounds are reduced on charcoal, whereas aluminium compounds do not show this reaction.

All these metals have small atomic volumes and occur just after the minima on Lothar Meyer's diagram (p. 62). They are all malleable and fusible, and form typical hydroxides which act as weak bases, the corresponding salts being often readily decomposed by boiling with water. These hydroxides also act as weak acids towards strong bases. Thus the hydroxide of gallium is soluble both in potash and ammonia, and that of aluminium and of indium in potash, whilst thallic hydroxide is insoluble in alkalis.

Aluminium, gallium and indium form characteristic double sulphates of the formula $M'_2SO_4 \cdot R_2(SO_4)_3 \cdot 24H_2O$, known as the alums, in which M' represents a monovalent metal. Similar compounds have not yet been obtained from thallium. Both aluminium and thallium yield organo-metallic derivatives.

Special interest attaches to the position of gallium in this group, because its properties and relations to aluminium and indium show that it is identical with the "eka-aluminium" of Mendeléf, the existence of which was predicted by that chemist four years before the actual discovery of the element by Lecoq de Boisbaudran (p. 70).

In addition to compounds of the type RX_3 , lower chlorides of indium and gallium are also known, whilst thallium forms a whole series of salts in which it acts as a monovalent metal. These salts are more stable than those which correspond in type to the aluminium salts and bear a remarkable chemical resemblance to the salts of the alkali metals, with which they are in many cases isomorphous. Physically the metal thallium closely resembles lead, which occupies the corresponding place in Group IV., and its compounds with the halogens (except fluorine) and sulphur are very similar in properties to the

corresponding lead compounds. In consequence of this remarkable behaviour, Dumas, on the occasion of the discussion of Lamy's investigation in the French Academy, termed it the *ornithorhynchus* amongst the metals.



323 The name of this metal is derived from *alumen*, alum. This, as well as the corresponding Greek word (*στυπτηρία*), was originally used to designate very different bodies, all of which possessed the common property of an astringent taste. There can, however, be little doubt that alum itself was included amongst these bodies, and this salt was well known to the Latin Geber and the later alchemists, being, however, classed amongst the vitriols, until Paracelsus showed that it differed from this last family of salts. In his second treatise, *De Generibus Salium*, he states: "Alum is in no wise connected with the metals, but is a salt, standing alone in the acid, and taking its *corpus* from the intermixture of the earths; vitriol does not do so, but solely from the intermixture of metallic *corpora*." The nature of the earth, which is combined in alum with sulphuric acid, remained long undetermined. It was usually supposed to be a calcareous earth, although it was noticed in the seventeenth century that clay, when treated with sulphuric acid, gave an alum; and hence Pott, in his *Lithognosy*, published in 1746, stated that the basis of alum was an argillaceous earth. It was not till 1754 that Marggraf showed that alumina differed totally in its properties from lime, and that clay contained this earth, combined with silica.

Davy, as well as other chemists, endeavoured to decompose alumina into its elements, as it was generally acknowledged to be an oxide. The results they obtained were, however, but unsatisfactory, and Wöhler, in 1827, was the first to prepare pure aluminium.

Of all the elements, with the exceptions of oxygen and silicon, aluminium is the most widely distributed, and contained in the largest quantity in the solid crust of the earth. It occurs as the oxide, Al_2O_3 , in the mineral corundum, of which the ruby and sapphire are varieties. It is found more commonly as diaspore,

$\text{Al}_2\text{O}_4\text{H}_2$, and bauxite, $(\text{Al}_2, \text{Fe}_2)\text{O}_5\text{H}_4$, whilst it occurs in far larger quantity in combination with silica, forming a great variety of double silicates, amongst which potash-felspar or orthoclase, $(\text{K}, \text{Na})\text{AlSi}_3\text{O}_8$ may be mentioned as being most important, as this forms the chief constituent of granite, gneiss, syenite, porphyry, trachyte, &c. Soda-felspar or albite, and lime-felspar or labradorite, also occur in large quantities. Amongst other important double silicates we find the garnet group. The several members of this group are named from the different isomorphous metals which they contain; thus, for instance, we have lime-alumina garnet or grossular, $\text{Ca}_3\text{Al}_2(\text{SiO}_4)_3$; iron-alumina garnet, or almandite, $(\text{Fe}, \text{Mg})_3\text{Al}_2(\text{SiO}_4)_3$; lime-iron garnet, or andradite, $\text{Ca}_3\text{Fe}_2(\text{SiO}_4)_3$. The group of micas also contains a large number of important minerals, as common mica or biotite, $\text{K}_2\text{HAl}_3(\text{SiO}_4)_3$, $(\text{Mg}, \text{Fe})_6(\text{SiO}_4)_3$; and chlorite or ripidolite, $\text{H}_9(\text{Fe}, \text{Mg})_5\text{Al}_3\text{Si}_3\text{O}_{20}$, the latter compound forming the chief constituent of many slate rocks.

Aluminium also occurs in large quantities as cryolite, double fluoride of aluminium and sodium, Na_3AlF_6 , the name being derived from the ice-like appearance of the mineral, which is largely worked in Greenland and has served as an industrial source of the metal.

The weathering of felspar gives rise to porcelain-clay, china-clay, or kaolin, $\text{Al}_2\text{Si}_2\text{O}_7 \cdot 2\text{H}_2\text{O}$, whilst the different varieties of coloured clays are obtained from a similar disintegration of felspathic rocks containing iron.

Although alumina is largely contained in all fertile soil, it is only found in small quantity in most plants.¹ Certain cryptogams, however, especially the species of lycopodium, take it up largely. Thus the ash of *L. Clavatum* contains up to 26·65, and that of *L. Chamaecyparissus* even as much as 57·26 per cent. of alumina.² Aluminium is also contained in the solar atmosphere.

324 Preparation of Metallic Aluminium.—The process which Wöhler used for the preparation of aluminium is one which may be employed for the preparation of all those elements which occur in nature combined with oxygen, and whose oxides are not reducible either in the presence of carbon or of hydrogen. It consisted³ in fusing together potassium and chloride of aluminium in a closed crucible. The metal was thus obtained in the

¹ Yoshida, *Journ. Chem. Soc.* 1887, 748; Berthelot and Andrée, *Compt. Rend.* 1895, 120, 288; see also Smith, *Chem. News*, 1903, 88, 135.

² Aderholdt, *Annalen*, 1852, 82, 111.

³ *Pogg. Ann.* 1827, 11, 146.

form of a grey powder, which, under the burnisher, exhibited a metallic lustre, and when pressed in an agate mortar adhered together in the form of glittering particles.

Wöhler afterwards improved his method, and, by passing the vapour of aluminium chloride over potassium, obtained the metal in fused globules.¹ In the year 1854 Bunsen² prepared aluminium by electrolysis of the chloride, and in the same year Deville commenced his first experiments on the preparation of aluminium on a large scale. The process he employed was that of Wöhler, potassium being, however, replaced by sodium, and he found that instead of the pure chloride it was preferable to use the double chloride of aluminium and sodium. In the Paris Exhibition of 1855 the "silver made from clay" naturally attracted great attention. Deville then, in concert with other chemists, extended his experiments, and with their help the process was still further improved, and aluminium was first prepared on the large scale at works near Alais, under the direction of Merle.

Pure aluminium hydroxide (p. 710) was made into balls with common salt and coal-dust and the mixture exposed at a white heat to a current of chlorine, by the action of which the volatile double chloride of sodium and aluminium, $\text{NaCl}\cdot\text{AlCl}_3$, was produced. The latter was then heated with metallic sodium and a flux and the aluminium run into moulds.

Electrolytic Production of Aluminium.—The above method for the preparation of the metal has now however been entirely superseded by an electrolytic process. Instead of electrolysing fused sodium aluminium chloride, a fused mixture of cryolite and common salt was substituted for the chloride by Bernard Bros., of Paris, who from 1887 manufactured the metal in this manner. In America the brothers Cowles succeeded in producing aluminium bronze by acting on alumina with carbon at the temperature of the electric furnace in the presence of metallic copper, but this method has now been replaced by the modern electrolytic processes. The present manufacturers employ as their starting-point pure anhydrous alumina. In the Hall process which is employed at Pittsburg and Niagara, this is dissolved in a bath of fused cryolite and fluorspar or some similar fluoride, which is contained in an iron pot lined with carbon, and is kept melted by the electric current, the temperature of the bath being about 980° . A bundle of carbon rods is used as the anode, whilst the pot itself forms the cathode, a

¹ *Annalen*, 1836, 17, 44, and 1841, 53, 422. ² *Pogg. Ann.* 1854, 92, 648.

current of 10,000 ampères and 5·0 volts being employed these circumstances the alumina is electrolysed and the oxygen which is liberated combines with the carbon of the electrodes forming carbonic oxide, whilst the aluminium falls to the bottom of the pot. The fluoride remains unaltered and the electrolyte is rendered continuous by periodically adding alumina and withdrawing the metal.

The electrical energy required for the production of one pound of aluminium amounts to 3,730 watt-hours.

In the Héroult process, in use at Neuhausen, Foyers, and Froges, a similar apparatus is used, which is shown in Figs. 226, 227.

When possible, as at Foyers, Niagara, Neuhausen, & Froges, electric power, as being cheaper than steam-power, is utilised for the production of the necessary electric current. Alloys of aluminium can be made directly, instead of the metal itself, by carrying out the electrolysis in the presence of the desired metal, which is deposited as the aluminium as it is liberated. Manufactured electrical aluminium contains uniformly over 99 per cent. of metal, and is very soft and ductile, the chief impurities being iron and occasionally traces of sodium and copper.¹ When produced by the sodium-reduction process it usually contained only 95 per cent. of metal, and was more brittle and harder to work on account of the presence of larger amounts of silicon and iron; small amounts of sodium, nitrogen and carbon are also usually present. A sample of commercial aluminium, manufactured at Foyers, which contained 99·75 per cent. of metal, was found by spectroscopic examination to contain traces of potassium, calcium, copper, silver, gallium, iron, manganese, lead and traces of indium. Silver, copper and gallium were also found in the bauxite of Glenravel from which the aluminium was extracted.² The annual output of aluminium slowly increased from 1859 to 1888 from one ton to three tons, but from the latter date the production rose very rapidly, and now amounts to from 15,000 to 20,000 tons per annum, 84,500 h. p. being employed in the industry.

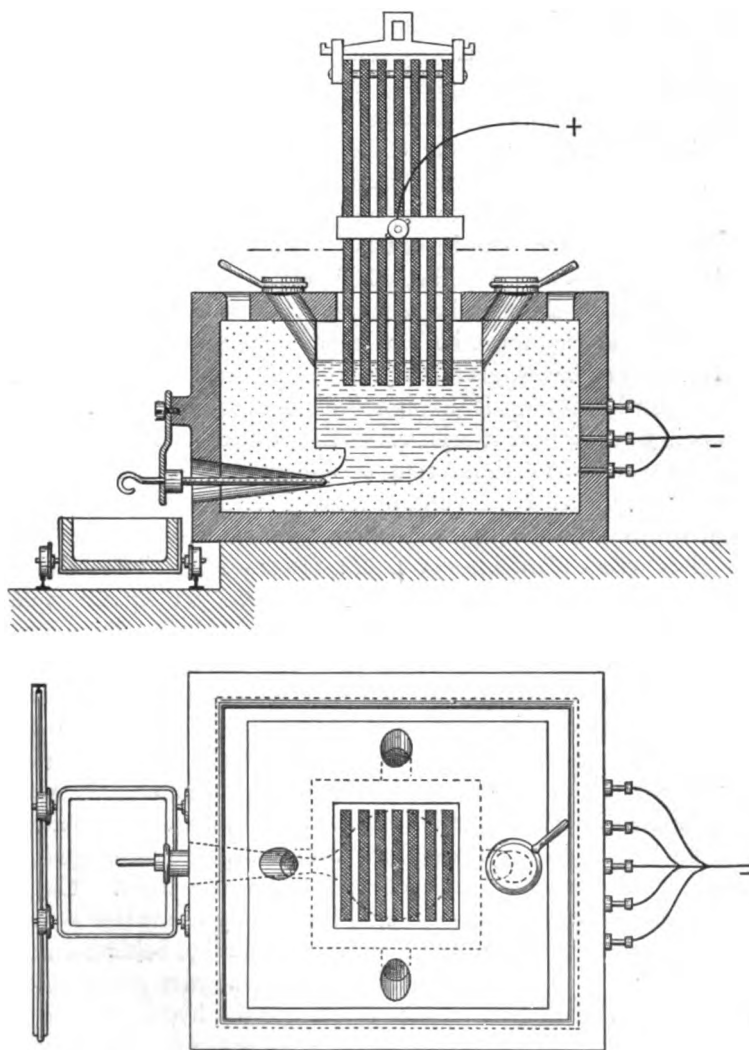
Pure aluminium was prepared by Mallet³ from a solution of aluminium bromide with the chlorides of potassium

¹ Moissan, *Compt. Rend.* 1895, 121, 794, 851; 1897, 125, 270. *Compt. Rend.* 1897, 125, 1174.

² Hartley and Ramage, *Journ. Chem. Soc.* 1897, 547.

³ *Phil. Trans.* 1880, 1022.

sodium by heating it with sodium in a crucible lined with a mixture of alumina and sodium aluminate. The product was quite free from silicon, iron, sodium and potassium.



FIGS. 226, 227.

325 Properties.—Aluminium is a tin-white metal, which is capable of assuming a bright polish. The appearance of objects made of aluminium is, however, improved by giving to

the surface of the metal a dead appearance. This is accomplished by acting on the surface with weak soda-lye, and afterwards washing with dilute nitric acid. Aluminium is malleable, and can be drawn into fine wire and hammered into very thin leaf. It can be best worked at a temperature of 100° to 150° . In the compact state it is very sonorous, emitting a tone when struck like that of flint glass. The cast metal has a specific gravity of 2.56 and is as hard as silver, whilst the hammered metal has the hardness of soft iron, and a specific gravity of 2.67. The hardness is again diminished by further heating, and at 600° the metal can easily be broken and at a somewhat higher temperature can be crushed in a mortar.¹ It fuses at 654.5° (Heycock and Neville), 657.3° (Holborn and Day).² In order to re-melt the metal a fusing mixture of common salt and potassium chloride must be employed, as the presence of other fluxes, such as borax, glass, &c., renders the metal very impure.

On slowly cooling it assumes a crystalline structure, the forms indicating that it crystallises in octahedra. Its electrical conductivity is 31.7 times that of mercury, whilst its thermal conductivity is 37.3 per cent. of that of silver, and is therefore slightly greater than that of zinc. The specific heat of the metal is 0.214 (Hillebrand), 0.222 (Richards).³ The tensile strength of aluminium in bars is 28,000 lbs. per square inch, whilst that of a high carbon cast steel is 132,000. Pure aluminium does not oxidise at ordinary temperatures on exposure to air, but the impure metal soon becomes covered with a thin coating of oxide. When heated in oxygen it oxidises only on the surface without combustion. If a fine aluminium wire be wound round a piece of charcoal, the metal burns brightly with the charcoal in oxygen, and if a piece of thin aluminium foil or leaf be heated in a glass globe in an atmosphere of oxygen, it burns with a sudden flash of intensely white light. Clean aluminium powder, however, burns completely in air if strongly heated at one point, a small amount of nitride being formed along with the oxide.⁴ Aluminium foil or powder decomposes water at 100° , being slowly converted into the hydroxide which in the former case retains the form of the foil. It is not

¹ Granger, *Bull. Soc. Chim.* 1902, (3), 27, 789.

² *Ann. Phys.* 1900, (4), 2, 505. See also Holman, Lawrence and Barr, *Phil. Mag.* 1896, (5), 42, 37.

³ *Chem. News*, 1892, 65, 97; see also Pionchon, *Compt. Rend.* 1892, 115, 162.

⁴ Matignon, *Compt. Rend.* 1900, 130, 1391.

attacked at the ordinary temperature by water which has been boiled, but is acted on by ordinary water.¹ It precipitates the metals lead, silver and zinc from alkaline solutions, whilst neutral or acid solutions are not altered by it. It also precipitates metallic copper from a solution of copper sulphate.

Hydrochloric acid is the best solvent for aluminium. Dilute sulphuric acid, however, also dissolves it slowly with evolution of hydrogen, and concentrated sulphuric acid dissolves it on heating with evolution of sulphur dioxide. Dilute nitric acid acts slowly on the metal in the cold, ammonium salts being produced, but exerts a fairly vigorous action at the boiling point. The action diminishes as the concentration of the acid increases.² Organic acids attack it only slightly, but it dissolves in them with ease if the protecting layer of hydrogen which is produced is mechanically removed.³ Aluminium is also dissolved by the aqueous alkalis, including ammonia, hydrogen being evolved. It is also attacked by sodium carbonate, both hydrogen and carbon dioxide being evolved and sodium aluminate produced. Sodium chloride also attacks the metal slowly, its action being greatly accelerated by the presence of a weak acid such as acetic acid, which dissolves the hydroxide formed (Ditte). The action of such a mixture is moreover greatly increased by exposure to the air. These properties of the metal render it liable to deterioration when used for cooking utensils, but, according to Moissan, very satisfactory results were obtained with such utensils during the French campaign in Madagascar.⁴ According to Wöhler, aluminium foil takes fire in a current of chlorine, but according to Böttger this is only the case when it is tied round with brass wire to which some Dutch metal is fastened. At high temperatures aluminium also combines with sulphur, selenium, tellurium, phosphorus, arsenic and carbon,⁵ and it forms characteristic alloys with many metals.

Aluminium also forms compounds with alcoholic radicals, such as aluminium methide, $\text{Al}(\text{CH}_3)_3$, and ethide, $\text{Al}(\text{C}_2\text{H}_5)_3$, both of which are liquids and are spontaneously inflammable in the air.

¹ Donatti, *Zeit. angew. Chem.* 1895, 141.

² Lunge and Schmidt, *Zeit. angew. Chem.* 1892, 7; Stillman, *J. Amer. Chem. Soc.* 1897, 19, 711; Woy, *Zeit. öffentl. Chem.* 1903, 9, 158; Watson Smith, *J. Soc. Chem. Ind.* 1904, 23, 475. Compare van Deventer, *Chemisch Weekblad*, 1906, 4, 69.

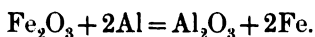
³ Ditte, *Compt. Rend.* 1898, 127, 919; 1899, 128, 195, 793.

⁴ *Compt. Rend.* 1899, 128, 895.

⁵ See Matignon, *Compt. Rend.* 1900, 130, 1391.

Aluminium possesses so many valuable properties, such, for instance, as its low specific gravity, fine lustre, unalterability in the air and in sulphuretted hydrogen, non-poisonous qualities, and ease of working, that a widespread application of the metal was made as soon as the cheaper processes of manufacture lowered the price. Whilst the metal was sold previous to 1886 at £3 per lb., it can now be purchased for half as many shillings.

Aluminium is largely used for the production of carbon-free metals, especially manganese and chromium, and for the generation of intense heat to be used locally for the welding of iron and steel rails, &c. These processes have been developed by Goldschmidt,¹ whose patented "Thermite" consists of a mixture of granulated aluminium and the oxide of another metal, in equivalent proportions, the ignition of which causes the reduction of the metallic oxide present, owing to the strong affinity of aluminium for oxygen:



The reaction can only be commenced at a high temperature, and for this reason an ignition powder is used, consisting of a mixture of aluminium with barium peroxide; this mixture can be ignited by means of a match, and yields sufficient heat to commence the thermite reaction.

The temperature resulting from the above reaction may reach 3,000° C., and hence the process can be made use of in welding iron and steel materials, such as tram-rails, &c. According to one method the hot alumina resulting from the interaction of the aluminium and ferric oxide is poured round the two portions of metal to be welded, which are clamped tightly together when they have become sufficiently hot; in a second method the molten iron formed is itself allowed to flow around the portions of the metal to be welded, the exceedingly hot metal effecting a junction of the two surfaces and simultaneously by its own solidification mechanically strengthening the joint.

Aluminium is also employed as a constituent of certain explosives, since it raises the temperature of explosion; thus *ammonal* consists of 72 per cent. ammonium nitrate, 3 per cent. carbon and 25 per cent. aluminium.² It is also being used to

¹ See *J. Soc. Chem. Ind.*, 1898, 17, 543

² Bichel, *Zeit. angew. Chem.* 1905, 18, 1889.

some extent in America as a substitute for copper in electrical industries.

326 *Alloys of Aluminium.*—Copper forms alloys with aluminium possessing the colour of gold and very many of these are in use.¹ That containing about 10 per cent. of the latter metal is usually known as aluminium bronze and possesses the appearance of standard gold. For the preparation of this alloy chemically pure copper must be employed, as that which contains iron yields an inferior product. The alloy is malleable, yields fine castings, takes a high polish, and has a tensile strength almost equal to that of cast steel. It is now used for the manufacture of physical apparatus as well as of ornamental goods. Aluminium can be alloyed with silver, yielding a hard easily polished alloy. That containing 4 per cent. of silver has been employed for the construction of beams for chemical balances, on account of its lightness and its unalterability in the air. Aluminium is also added to steel during casting, as it tends to prevent the formation of blow-holes on solidification, acting in a similar manner to silicon.

Gold and aluminium form a very interesting series of alloys. Gold containing 1 per cent. of aluminium has a green colour; with 10 per cent. it is white and brittle; and with 22 per cent. deep purple, this latter alloy having a melting point about 20° higher than that of pure gold.²

Aluminium combines easily with sodium and potassium, and the alloy containing only 2 per cent. of sodium decomposes water.

Alloys of aluminium can be prepared in the way already described and in many cases by adding the oxides, sulphides, or chlorides of the metals to molten aluminium, which reduces the added compound and forms an alloy with its metal.

Aluminium also combines with mercury when it is moistened with caustic alkali, or when the two metals are fused together in an indifferent gas. The amalgam is very brittle, oxidises easily in the air, and decomposes water at the ordinary temperature. The amalgam is also formed when aluminium foil is immersed in a solution of mercuric chloride. It has been employed as a reducing agent³ for the estimation of nitrates in water and for the preparation of many organic compounds.

¹ Dagger, *J. Soc. Chem. Ind.* 1894, 13, 4.

² Roberts-Austen, *Proc. Roy. Soc.* 1892, 367.

³ Cohen and Ormandy, *Journ. Chem. Soc.* 1890, 811; Wislicenus, *J. pr. Chem.* 1896, 54, 18.

The following are the most important alloys of aluminium with their technical names :

Gold Bronze	Copper with 3 to 5% Al
Steel „	Cu 90·5, Al 8·5, Si 1·0
Steel „ (Brand P. B.)	Cu 89·5, Al 8·5, Si 2·0
Acid „ (Brand C.) for cocks.	Cu 90, Al 10
Hercules Metal	Cu 61·0, Al 1·5, Zn 37·5
Aluman	Brass with aluminium.
Argentan	Cu 70·0, Ni 23, Al 7
Magnalium	Aluminium and Magnesium.
Wolframium	{ Al 97·7, Cu 0·4 { Sn 0·1, Sb 1·4, W 0·4

COMPOUNDS OF ALUMINIUM.

ALUMINIUM AND OXYGEN.

327 Aluminium and oxygen form the stable oxide, Al_2O_3 , which corresponds with the aluminium salts. There is also some evidence of the existence of one or more *lower oxides*, formed by the incomplete oxidation of aluminium in the air or by the reduction of alumina by metallic aluminium.¹

Aluminium Oxide or *Alumina*, Al_2O_3 , is found in nature as the mineral corundum, which crystallises in hexagonal prisms, and occurs in several varieties. The more or less colourless crystals, as well as those which are coloured brown by ferric oxide and which are either translucent or opaque, are called corundum: those which are coloured red by chromium compounds are termed ruby, whilst those which have a blue tint, due probably to cobalt, chromium, or an oxide of titanium, are known as sapphires. The yellow crystals are termed oriental topaz, and the purple oriental amethyst, whilst the green are called oriental emeralds. Coarse and granular corundum containing magnetite or hæmatite intimately mixed with it, and having a grey or blackish colour, is termed emery. Of this mineral there are many gradations, from the finely ground emery to those kinds in which the corundum is present in distinct

¹ Pionchon, *Compt. Rend.* 1893, 117, 328; Duboin, *Compt. Rend.* 1901, 132, 826; Kohn Abrest, *Bull. Soc. Chim.* 1904 (3), 31, 232; *Compt. Rend.* 1905, 141, 323.

crystals. Crystallised alumina is excelled in hardness only by the diamond and silicon carbide, and hence it is largely used for polishing and grinding the surfaces of glass and metal.

When aluminium hydroxide or aluminium salts containing volatile oxyacids are heated, alumina remains either as a white powder or in amorphous gum-like masses. If this be not too strongly ignited it dissolves in concentrated acids, which, however, do not attack the crystallised compound. When more strongly ignited, amorphous alumina becomes denser and harder. After ignition in the flame of the spirit-lamp it has a specific gravity of 3.5, and when more strongly heated in a porcelain-kiln it attains a specific gravity of 3.9. It is then nearly as hard as corundum but still amorphous (H. Rose). Alumina melts at 1,880° to a thin liquid, which, on cooling, assumes a crystalline structure and possesses all the properties of corundum. A similar oxide may be obtained by the combustion of the finely divided metal. If aluminium hydroxide be moistened with potassium dichromate and the dried mass fused before the oxy-hydrogen blowpipe, artificial ruby is obtained (Gaudin), and the same material may be prepared by heating to whiteness a mixture of borax and amorphous alumina containing a small quantity of chromium sesquioxide (Ebelmen). Crystallised alumina is also obtained when aluminium fluoride is allowed to act upon boron trioxide at a very high temperature (Deville and Caron), when aluminium phosphate is fused with sodium sulphate (Debray), and when alumina is heated to dull redness in hydrochloric acid gas at a pressure of three atmospheres.¹

Fremy and Feil² obtained crystallised alumina on the large scale by heating equal parts of alumina and lead oxide to a bright red-heat. The product consisted of two distinct layers: one of these was composed of lead silicate derived from the action of the lead oxide upon the silica of the crucible; the other was a vitreous mass, and contained cavities filled with colourless crystals of corundum. By the addition of from 2 to 3 per cent. of potassium dichromate to the materials crystals of ruby were obtained, whilst crystals of sapphire were prepared by adding a trace of oxide of cobalt. Splendid crystals of rose-red coloured ruby were obtained by heating a mixture of equal parts of alumina and barium fluoride with from 2 to 3 per cent. of potassium dichromate to a very high temperature in a glass furnace. This

¹ Hautefeuille and Peney, *Compt. Rend.* 1890, **110**, 1038.

² *Phil. Mag.* 1878 [5], **5**, 47.

is explained by the production of a volatile fluoride of aluminium which undergoes decomposition in contact with the gas in the furnace with evolution of hydrofluoric acid and deposition of crystalline alumina, the crystals being found in the upper part of the crucible. Similar rose-red crystals are formed when chlorine is passed over a heated mixture of sodium aluminate and 1 per cent. of potassium dichromate.¹

In order to dissolve crystallised alumina it must be fused with caustic potash or with acid potassium aluminate. It is also dissolved when heated in sealed tubes with concentrated sulphuric acid.

Hydroxides of Aluminium.—Several of these occur in nature. The most important are hydrargillite or gibbsite, $Al(OH)_3$, diaspore, $AlO(OH)$, both of which are crystalline; and $(Al, Fe)_2O(OH)_4$, which is found as an amorphous mass.

When ammonia is added to a soluble salt of aluminium in solution, a cold, a gelatinous precipitate falls down, but when it is heated at the boiling point an opaque white precipitate is deposited.

The composition of the amorphous hydroxide thus obtained is a matter of some doubt. According to Ramsay,² when dried in the air it has the composition $Al_2O_3 \cdot 5H_2O$ and gradually loses water as the temperature is raised, until at 300° it has approximately the composition $Al_2O_3 \cdot H_2O$. Allen,³ on the other hand, considers that the amorphous hydroxide is $Al(OH)_3 \cdot 3H_2O$; when it is heated at 100° or dried over sulphuric acid it forms $Al_2O_3 \cdot 2H_2O$, which is hygroscopic and takes up water from the air, regaining its original composition.

The freshly precipitated hydroxide is easily soluble in water, but the naturally occurring crystallised hydroxides are not attacked by acids after moderate heating. The amorphous hydroxide, however, when preserved under water for several months becomes very difficultly soluble in alkalis and acids, with the exception of concentrated sulphuric acid, in which it dissolves readily. This form of hydroxide has the composition $Al_2O_3 \cdot 2H_2O$ and is termed by Tommasi⁴ the δ -modification.

The amorphous hydroxide is also readily soluble in concentrated alkalis and appears to form a salt of the type $M'AlO_2$. It is, however, rapidly hydrolysed with formation of the free hydroxide.

¹ Loyer, *Bull. Soc. Chim.* 1897 [3], 17, 345.

² *Journ. Chem. Soc.* 1877, ii, 395.

³ *Chem. News*, 1900, 82, 75.

⁴ *Journ. Chem. Soc., Abstr.*, 1905, ii, 712.

and production of free aluminium hydroxide, which at first appears to remain dissolved in the colloidal form¹ and then separates out gradually as a precipitate which is much less soluble, both in acids and alkalis, than the original hydroxide. This precipitated hydroxide is generally regarded as being identical with the crystalline mineral gibbsite² but according to Russ³ it is not crystalline and is best known as the β -modification. The amount of precipitate obtained depends on the temperature, the concentration and the molecular ratio of soda and alumina present. Thus at 21°, with a solution containing $\text{Al}_2\text{O}_3 : \text{Na}_2\text{O} = 1 : 1.24$, the maximum yield is obtained from a solution of specific gravity 1.173 and amounts to 86% of the alumina present.

This reaction is utilised in the preparation of aluminium hydroxide from bauxite, which is carried out on a considerable scale to provide material both for the manufacture of metallic aluminium and of many of the salts. For this purpose the bauxite is calcined and then heated with caustic soda solution of specific gravity 1.45 at a steam pressure of 80 lbs. The liquid is then diluted, filtered from the insoluble iron oxide, &c., and allowed to stand in contact with a small amount of precipitated alumina from a previous preparation. Under these circumstances the sodium aluminate is decomposed and alumina deposited, which is then filtered off and washed. It was formerly the custom to decompose the sodium aluminate by a current of carbonic acid gas, but this has now been abandoned. The hydroxide is also manufactured from cryolite by the process already described under the alkali manufacture (p. 302).

Aluminium hydroxide as usually obtained is only very slightly soluble in aqueous ammonia, but a form soluble in ammonia can be prepared by the decomposition of certain aluminates with ammonium chloride and a large excess of ammonia. The hydroxide readily dissolves in methylamine and other organic bases.⁴

Aluminium hydroxide also occurs in two soluble modifications, both of which are colloidal. One of these, which when dried at 100° has the composition $\text{Al}_2\text{O}(\text{OH})_4 = \text{Al}_2\text{O}_3 + 2\text{H}_2\text{O}$, was obtained by Walter Crum⁵ by preparing a solution of normal

¹ Hantzsch, *Zeit. anorg. Chem.* 1902, **30**, 296.

² Ditte, *Compt. Rend.* 1893, **116**, 183.

³ Russ, *Zeit. anorg. Chem.* 1904, **41**, 216.

⁴ Renz, *Ber.* 1903, **36**, 2751.

⁵ *Chem. Soc. Quart. Journ.* 1854, **6**, 216.

aluminium acetate by the mutual decomposition of lead and aluminium sulphate. This, on heating, decomposes into the separation of the basic acetate, $\text{Al}_2(\text{C}_2\text{H}_3\text{O}_2)_4(\text{OH})_2 \cdot \text{H}_2\text{O}$, on treatment for one and a half hours with 200 times its weight of boiling water becomes soluble. If this solution be allowed to stand for ten days and nights at the temperature of 50° C. in water in a closed flask, the acetic acid separates from the solution. After a sufficient quantity of water has been added to reduce to the percentage of alumina to 0.25, the liquid is heated in a silver basin to the boiling point, fresh water being constantly added to replace that lost by evaporation, until all the acetic acid has been driven off. The solution then is perfectly neutral and tasteless, but becomes gelatinous on evaporation.

The second soluble hydroxide of aluminium was obtained by Graham¹ by dialysis of the basic chloride obtained by the action of the hydroxide in the normal chloride. The normal salt passes through the parchment paper into the water, and a tasteless solution containing alumina remains in the dialyser. This is very unstable, and after some days passes into a gelatinous state. Both these soluble hydroxides are coagulated on the addition of traces of a salt, an acid, or an alkali. Graham's compound is used as a mordant, uniting with colouring matters to form lakes. The compound in the coagulated state is readily soluble in acids. Crucible alumina, on the other hand, termed by Graham "meta-aluminium hydroxide," does not combine with colouring matter and is not dissolved in excess of acid.

Precipitated aluminium hydroxide possesses in high degree the power of withdrawing from solution both inorganic and organic bodies. This property is employed in dyeing.

Aluminates.—Like other weak bases, alumina acts as a stronger base than the stronger bases as an acid-forming oxide; thus precipitated alumina dissolves in solutions of the caustic alkalis to form definite salts, which can also be prepared by the action of the alkalis on metallic aluminium.²

Potassium Aluminate, $\text{KAlO}_2 \cdot 1\frac{1}{2}\text{H}_2\text{O}$, is obtained as glistening crystals when alumina and potash are fused together in a silver basin, the solid residue dissolved in water, and the solution evaporated in a vacuum.

Sodium Aluminate, NaAlO_2 .—This substance has

¹ *Phil. Trans.* 1861, 183. See also Schneider, *Annalen*, 1890, 273; Hantzsch and Desch, *Annalen*, 1902, 323, 30.

² See Allen and Rogers, *Amer. Chem. J.* 1900, 24, 304.

in the crystalline state. It is prepared on the large scale by fusing cryolite with lime, or bauxite with soda or potash, or phosphate and carbon, as well as with common salt in a steam-jacket. When the melted mass is lixiviated with water, the solution evaporated to dryness, sodium aluminate is obtained. As already mentioned its aqueous solution decomposes in presence of aluminium hydroxide. This substance is used as a mordant in dyeing and calico-printing, for the preparation of coloured lakes and of pure alumina, and for the preparation of paper, &c.

Calcium Aluminate, CaAl_2O_4 , is formed in colourless transparent needles of sp. gr. 3.671 at 20° when ignited alumina is fused with lime in the electric furnace. It does not belong to the class of the spinels.

Magnesium Aluminate, MgAl_2O_4 .—This substance occurs in the form of a spinel. It crystallises in the rhombic system, and is colourless or variously tinted, and is classed in various ways according as either the whole or a part of the magnesium and aluminium is replaced by isomorphous metals. The spinel is $(\text{Mg},\text{Fe})(\text{Al},\text{Fe})_2\text{O}_4$; zinc-spinel or gahnite is $(\text{Zn},\text{Al},\text{Fe})_2\text{O}_4$, &c.

Naturally occurring aluminates were artificially prepared by fusing alumina and the corresponding oxide with boron trioxide. This latter substance, which served as a flux, was almost entirely volatilised at a very high temperature. In this way colourless spinel was obtained, and coloured red by chromium, blue by cobalt, and black by manganese. By a similar process the aluminates of barium, strontium, iron, manganese, &c., can be prepared. Deville and Berthier obtained crystals of gahnite and chrysoberyl by fusing aluminium fluoride, together with fluoride of zinc or cadmium, in a carbon crucible which contained a platinum lining with boron trioxide.

SALTS OF ALUMINIUM.

Aluminium only forms one series of salts, in which one atom of the metal replaces three atoms of hydrogen. Alumina is a very weak base and the salts, especially those derived from the weak acids, such as acetic acid, are very readily decomposed. From their aqueous solutions, a basic salt or the hydroxide is precipitated.

Many compounds of aluminium are isomorphous with the corresponding compounds of iron, manganese and chromium.

ALUMINIUM AND THE HALOGENS.

329 *Aluminium Fluoride*, AlF_3 , is best obtained by evaporating to dryness a solution of aluminium in hydrofluoric acid, and subliming the residue, contained in a carbon tube, in a current of hydrogen.¹ It forms transparent, very obtuse rhombohedra which were formerly supposed to be cubes. It is permanent in the air, insoluble in water, and unaltered in the presence of acids and aqueous alkalis, but it is decomposed by long-continued fusion with sodium carbonate. Aluminium dissolves readily in excess of hydrofluoric acid and from this solution the hydrate $2\text{AlF}_3 \cdot 7\text{H}_2\text{O}$ can be obtained in two forms, one soluble and the other insoluble in water.² The fluoride forms a series of double fluorides, of which the most important is:

Aluminium Sodium Fluoride, $\text{AlF}_3 \cdot 3\text{NaF}$.—This occurs as the mineral cryolite at Evigtok, in the Arksutfjord, on the west coast of Greenland, where it forms a bed 80 feet thick and 300 feet long. It was discovered in this locality by Andrada at the end of the eighteenth century. Its mineralogical name was given to it by him inasmuch as it had an ice-like appearance. The investigations of Albidgaard showed that it contained hydrofluoric acid, alumina, and an alkali metal, and Klaproth found the alkali to be soda. The exact composition of cryolite was determined by Vauquelin, Berzelius, and Deville, and in 1849–1850 Julius Thomsen showed that this mineral could be decomposed in the dry way by means of lime and lime salts as well as by the wet way, and upon this observation an important Danish industry was founded (p. 302). Cryolite usually occurs in masses of a snow-white, reddish, brownish, or bluish colour, which possess easy cleavage; it is found more rarely in triclinic crystals. When acted upon with concentrated sulphuric acid it evolves hydrofluoric acid, and the residue contains sodium sulphate, which may be dissolved by the action of cold water, the anhydrous aluminium sulphate, which is formed at the same time, dissolving only in boiling water.

Aluminium Chloride, AlCl_3 , was first prepared by Oersted by heating a mixture of carbon and alumina in a current of

¹ Brunner, *Pogg. Ann.* 1856, **98**, 488.

² Baud, *Compt. Rend.* 1902, **135**, 1103.

dry chlorine. This method was afterwards adopted and improved by Wöhler,¹ Liebig,² Bunsen,³ and Deville.⁴ On the large scale it is prepared in an apparatus similar to that formerly used for the production of the double chloride of aluminium and sodium. It may also be readily prepared in a pure condition by heating aluminium in chlorine or in hydrochloric acid gas,⁵ the reaction, in the latter case, proceeding when once started without requiring any external heating.⁶

Pure aluminium chloride is a white crystalline solid. It usually possesses, however, a yellowish or greenish colour, due to the presence of ferric chloride and other impurities. It volatilises slowly on heating without fusion, and condenses in hexagonal tablets, but if a large quantity be quickly heated the mass fuses and then boils. When heated in a sealed tube it melts at 194°; the boiling point of the liquid appears to be somewhat below 179°.⁷ The specific gravity of the vapour, according to the experiments of Nilson and Pettersson (p. 34), corresponds to the formula AlCl_3 at temperatures above 750°.⁸ The molecular weight of the chloride in solution in pyridine,⁹ as determined by the boiling point method, also corresponds with the formula AlCl_3 . Aluminium chloride is hygroscopic, absorbing water from the air and emitting fumes of hydrochloric acid. It is also easily soluble in alcohol and ether.

When hydrochloric acid gas is passed into a solution of aluminium chloride in concentrated hydrochloric acid, large hexagonal prisms having the composition $\text{AlCl}_3 \cdot 6\text{H}_2\text{O}$ separate out;¹⁰ these are also obtained by the evaporation of a solution of aluminium chloride in water or of aluminium hydroxide in hydrochloric acid, and on further heating are easily decomposed into water, hydrochloric acid and residual alumina.

Aluminium chloride absorbs dry ammonia gas and yields a bulky white powder of the composition $\text{AlCl}_3 \cdot 6\text{NH}_3$, which loses one molecule of ammonia at 180° and when heated in a stream

¹ *Pogg. Ann.* 1827, 11, 146.

² *Pogg. Ann.* 1830, 18, 43.

³ *Pogg. Ann.* 1854, 92, 648.

⁴ *Compt. Rend.* 1849, 29, 321.

⁵ Nilson and Pettersson, *Zeit. physikal. Chem.* 1887, 1, 459; Stockhausen and Gattermann, *Ber.* 1892, 25, 3521; Gustavson, *J. pr. Chem.* 1901, (2), 63, 110.

⁶ Escales, *Ber.* 1897, 30, 1314.

⁷ Seubert and Pollard, *Ber.* 1891, 24, 2575.

⁸ *Zeit. physikal. Chem.* 1887, 1, 459; 1889, 4, 206.

⁹ Werner, *Zeit. anorg. Chem.* 1897, 15, 1. Compare Kohler, *Amer. Chem. J.* 1900, 24, 385.

¹⁰ Dennis, *Zeit. anorg. Chem.* 1895, 9, 339.

of hydrogen at 450° yields a sublimate of the compound $\text{AlCl}_3 \cdot \text{NH}_3$. At -23° a compound $\text{AlCl}_3 \cdot 9\text{NH}_3$ is produced.¹ The compound $\text{AlCl}_3 \cdot 3\text{NH}_3$ described by Persoz, appears not to exist. Aluminium chloride also combines with phosphorus pentachloride, phosphorus oxychloride, carbonyl chloride, sulphuretted hydrogen,² sulphur dioxide, sulphur tetrachloride,³ the chlorides of silver, selenium, and tellurium, as well as with other metallic chlorides. It is largely employed for the synthesis of organic compounds.

Sodium Aluminium Chloride, $\text{AlCl}_3 \cdot \text{NaCl}$.—The preparation of this compound on the large scale has already been described. It is obtained as a colourless crystalline mass which melts at 185° (Bunsen) and volatilises at a red-heat. It readily absorbs water, but in the compact state it is less hygroscopic than aluminium chloride, and for this reason it was used instead of the latter compound in the preparation of aluminium.

Aluminium Bromide, AlBr_3 .—When aluminium and bromine are brought together they combine with evolution of heat, forming the above compound. It is obtained by passing the vapour of bromine over the metal or a heated mixture of alumina and carbon. It forms pale yellow rhombohedral crystals⁴ which melt at about 90° , boil at a temperature between 265° and 270° and sublime in crystalline scales. The specific gravity of the solid is 2.54. In other respects it is analogous to the chloride, and forms the hydrate $\text{AlBr}_3 \cdot 6\text{H}_2\text{O}$, which is also obtained by dissolving aluminium hydroxide in hydrobromic acid and carefully evaporating the solution. The molecular weight as determined by the boiling point and freezing point methods with a solution of the bromide in bromine⁵ and by the boiling point method with a solution in carbon bisulphide⁶ corresponds with the formula Al_2Br_6 . The bromide forms a conducting solution in ethyl bromide, from which aluminium may be deposited by electrolysis.⁷

Aluminium Iodide, AlI_3 , is formed when the metal and

¹ Baud, *Compt. Rend.* 1901, **132**, 134, 690. Compare Stillman and Yoder, *Amer. Chem. J.* 1895, **17**, 748; and Persoz, *Ann. Chim. Phys.* 1830 [2], **44**, 319.

² Baud, *Compt. Rend.* 1902, **134**, 1429; 1905, **140**, 1688.

³ Ruff, *Ber.* 1901, **34**, 1749; 1902, **35**, 4453.

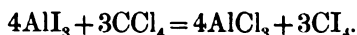
⁴ Patten, *J. Physical Chem.* 1904, **8**, 548.

⁵ Beckmann, *Zeit. anorg. Chem.* 1906, **51**, 96.

⁶ Kohler, *Amer. Chem. J.* 1900, **24**, 385.

⁷ Poltnikoff, *J. Russ. Phys. Chem. Soc.* 1902, **34**, 466; Patten, *J. Physical Chem.* 1904, **8**, 548.

iodine are heated together in closed tubes or brought together in presence of carbon bisulphide. It is deposited in colourless crystals which melt at 185° (Weber) and boil at a temperature of 360° . Its specific gravity is 2.63. The vapour is combustible, giving rise to an explosive mixture when diluted with air. It is soluble in water, alcohol, and carbon bisulphide and forms a crystalline hydrate, $AlI_3 \cdot 6H_2O$. Aluminium iodide has been employed for the purpose of converting organic chlorine compounds into iodides. Thus carbon tetra-chloride yields the corresponding tetra-iodide when heated with aluminium iodide (Gustavson):



ALUMINIUM AND THE ELEMENTS OF THE SULPHUR GROUP.

330 Aluminium Sulphide, Al_2S_3 .—Aluminium combines with sulphur at a red-heat to produce this compound,¹ which is a yellow mass. It is also formed when sulphur is added to a strongly heated mixture of alumina and charcoal,² when the vapour of carbon bisulphide is passed over strongly heated alumina and, along with oxysulphide, when sulphuretted hydrogen is passed over heated alumina.³ It becomes crystalline when heated in the electric furnace.⁴

It is decomposed by water with formation of sulphuretted hydrogen and aluminium hydroxide. The *selenide*⁵ and *telluride*⁶ are also formed by direct union of the elements.

Aluminium Sulphate, $Al_2(SO_4)_3$, is obtained by dissolving the hydroxide in dilute sulphuric acid. It crystallises with difficulty, forming pearly six-sided monoclinic tablets containing $18H_2O$. It possesses a sweet astringent taste, and dissolves in two parts of cold water, scarcely at all in alcohol (Berzelius), and readily in glycol. This hydrated salt is found as the mineral keramohalite in the neighbourhood of active volcanoes and in alum-shale. It melts on heating in its water of crystallisation, and then swells up, the anhydrous compound being left behind as a porous mass, dissolving only slowly again in water.

¹ Knapp and Ebell, *Dingl. Polyt. Journ.* 1878, **229**, 69, 173.

² Bucherer, *Zeit. angew. Chem.* 1892, 483.

³ Gautier, *Compt. Rend.* 1906, **143**, 7.

⁴ Mourlot, *Compt. Rend.* 1896, **123**, 54.

⁵ Fonzes-Diacon, *Compt. Rend.* 1900, **130**, 1314.

⁶ Whitehead, *J. Amer. Chem. Soc.* 1895, **17**, 849.

At a red-heat it is decomposed, leaving a residue of pure alumina. The concentrated solution of this salt is a useful reagent for potassium salts, as potassium alum, $\text{Al}_2\text{K}_2(\text{SO}_4)_4 \cdot 24\text{H}_2\text{O}$, is precipitated as a crystalline powder, which is almost completely insoluble in an excess of aluminium sulphate.¹ A hydrate with $9\text{H}_2\text{O}$ is precipitated from aqueous solutions of the sulphate by alcohol, and a hydrate with $6\text{H}_2\text{O}$ is formed when $\text{Al}_2(\text{SO}_4)_3 \cdot 18\text{H}_2\text{O}$, is heated with concentrated sulphuric acid.²

Aluminium sulphate is prepared on the large scale, and is known in commerce under the name of concentrated alum or sulphate of alumina. For this preparation china-clay, as free as possible from iron, is employed. This is roasted in a reverberatory furnace, by which any iron which may be present is rendered insoluble, whilst the aluminium silicate becomes more soluble in sulphuric acid. It is then heated in leaden boilers with sulphuric acid of specific gravity 1.45, and the solution allowed to deposit the silica and any undecomposed alumina. The clear liquid is then evaporated down until a small portion on cooling is found to solidify. After cooling, the soft mass is cut into square blocks and thus brought into the market. This material is employed by the dyer as a mordant, and also for the purpose of weighting paper and for the treatment of sewage.

An impure product, known under the name of *alum-cake*, also used largely by paper-makers, is obtained by heating a white china-clay or bauxite with sulphuric acid. The whole mass then becomes solid. It consists of about 12–15 per cent. of soluble alumina as sulphate, together with silica and undecomposed aluminate.

For many purposes a sulphate perfectly free from iron is needed. This is prepared by dissolving the pure hydroxide in sulphuric acid, or by treating a solution of the crude sulphate with pyrolusite (Spence) or calcium ferrocyanide solution (Kynaston).

According to Berzelius a series of basic sulphates of aluminium exists, but these are probably mixtures. One of them occurs in clay deposits as the mineral aluminite or websterite. It forms an earthy mass, having the composition $\text{Al}_2(\text{SO}_4)(\text{OH})_4 \cdot 7\text{H}_2\text{O}$. The same salt is formed when aluminium sulphate is precipitated with a quantity of ammonia insufficient to throw down the whole

¹ Wurtz, *Dict.* i. 174.

² Schmatolla, *Zeit. angew. Chem.* 1903, 16, 202.

mina. When a concentrated solution of aluminium is boiled with the freshly precipitated hydroxide a solution is formed, and this, on standing for some months, forms a crust of small needle-shaped crystals of a salt of composition $\text{Al}_2(\text{SO}_4)_2(\text{OH})_2 \cdot 2\text{Al}_2(\text{SO}_4)(\text{OH})_4 \cdot 25\text{H}_2\text{O}$ (L. Berg).

The crystalline soluble basic sulphate, $\text{Al}_2\text{O}_3 \cdot 2\text{SO}_3$, can be obtained by heating an excess of alumina with sulphuric acid under pressure, adding a little lime, evaporating the clear solution allowing to crystallise.¹

The crystalline *chlorosulphate*, $\text{AlSO}_4\text{Cl} \cdot 6\text{H}_2\text{O}$, is formed when concentrated hydrochloric acid is added to a solution of the alum. It is at once decomposed by water.²

THE ALUMS.

Aluminium sulphate forms with the sulphates of the alkalis double salts, which crystallise in regular octahedra, the potassium double salt, $\text{Al}_2(\text{SO}_4)_3 \cdot \text{K}_2\text{SO}_4 \cdot 24\text{H}_2\text{O}$, has been known under the name of *alum*. This name is now used to designate a whole group of bodies. A number of substances with an astringent taste were known to the Greeks (*στυπτηρία*) and the Romans (*alumen*), and among these naturally occurring aluminium sulphate and alum have been included. We also find the name occurring in the writings of the Latin Geber, who speaks of an ice-cold which is obtained from Roccha, and which he was able to purify by recrystallisation. The alchemists of the West called this salt as *alumen de rocca*, in order to distinguish it from the vitriols, and this name was afterwards erroneously adopted by the French chemists, who termed pure alum *alun*.

In the thirteenth century an alum factory, erected by Italians, was established near Smyrna. They obtained their alum by roasting the mineral, lixiviating the product, and crystallising. In the sixteenth century the Genoese erected alum works on the island of Tolfa, and at the same time the celebrated works at Tolfa, in the Papal States, were established. The so-called Roman alum which was there prepared, was, up to recent times, con-

¹ Spence, German Patent, 167419 (17/4/1903).

² Recoura, *Compt. Rend.* 1902, 135, 736.

sidered to be the best, and the manufacture has been estimated, 10,000 tons of alum being made annually at the French company. The material from which the alum is manufactured in various places in Italy, as well as in Hungary, is alum-rock, the chief constituent of which is the mineral alum-stone, which is itself a double compound of potassium sulphate and basic aluminium sulphate, possessing the formula $K_2SO_4 \cdot 3Al_2(SO_4)(OH)_4$. The rock is a product of the action of steam and sulphur dioxide on trachyte, and consists of a mixture of quartz and alum-stone. This is mined in heaps, or in a furnace similar to a lime-kiln, and the roasted mass exposed for some weeks to the air. It is then broken up to a soft material, which is lixiviated with hot water, and the clear liquid, on standing, is concentrated in copper pans, and allowed to crystallise in wooden vessels. The crystals are of a slightly orange-red colour, a very characteristic property of the Roman alum, due to the presence of very finely divided iron oxide, which is mechanically mixed in the mass. On lixiviating the alum from hot water this is left behind in the form of a reddish deposit.

Another method for preparing alum has long been known, and is described by Agricola and Libavius. For this purpose a shale is employed. This chiefly occurs in the Silurian and Devonian formations, and contains finely divided iron ore distributed through a mass of bituminous shale. The shale is heaped together and is either allowed to decompose spontaneously on exposure to the air, or it is roasted. In either case the iron is oxidised with formation of ferrous sulphate and free sulphuric acid, both of which act upon the clay, producing aluminium sulphate, which is then dissolved out with water. It was early known that the ley thus obtained did not crystallise unless an alkali had been added to it. Both Agricola and Libavius state that it is customary to add decomposed urine to the ley in order, as the latter author remarks, to separate out the iron which is contained in solution. The alum thus prepared has been chiefly ammonia-alum. This conclusion is corroborated by Kunkel's remark, for we find that he states in his *Laboratorium Chymicum* that alum contains the iron and an alkali. Instead of urine, potash was soon used, and Hahn in 1722, explained why an alkali was added, and this explanation was, namely, that the crude ley was unable to crystallise because it was too acid, and also because it contained a sulphurous

which had to be removed by the addition of alkali, was the one which was accepted as correct until the end of the eighteenth century. At that time, and even up to a later date, it was not generally admitted that an alkali formed an essential constituent of alum. Moreover, alum was often prepared without the addition of such an alkali, for in those days the existence of a potassium compound in a mineral such as alunite was not known. Bergman and Scheele, who were well aware that alum contained potash, considered it to be an impurity. Marggraf then showed that pure alumina and sulphuric acid only formed an alum when an alkali was added, and hence Lavoisier concluded that two bases were contained in alum, viz., the alumina and the fixed alkali. These views were, however, not generally accepted until 1797, when Chaptal and Vauquelin showed that potash was an essential constituent of alum; the latter chemist, moreover, proved that this fixed alkali could be replaced by ammonia, and asserted that when aluminous minerals yielded an alum on treatment with sulphuric acid it was a proof that these minerals contained potash.

The crude ley from the lixiviation of the burnt shale consists essentially of the sulphates of aluminium and iron. The solution is then evaporated down in order that the iron salt may be deposited, and the solution ultimately obtained, which has a specific gravity of 1.4, contains aluminium sulphate, with a small quantity of ferric sulphate. In order to obtain alum from this solution a potassium salt is added, and as the double salt formed is sparingly soluble, it separates out at once from the concentrated solution. It is most economical to employ a mixture of potassium sulphate and chloride, in different proportions, to be determined according to the composition of the ley, in order to avoid loss of aluminium as aluminium chloride or of potassium as ferrous potassium sulphate if ferrous sulphate be present. The crude potassium chloride from Stassfurt is now usually employed as the source of the potash. This substance is dissolved in a small quantity of hot water, and the solution added to the crude ley, and alum-meal is then obtained by well stirring the mixture until it is cold. The small crystals of which the meal consists are washed with a small quantity of cold water, the first wash-water being allowed to run into the boiling-down pans, and the last wash-water being employed for washing the crude alum. The purified meal is then dissolved in boiling water or by means of a current

of steam, and the solution brought into large crystallisers built of movable staves bound together with iron hoops. In these the alum is deposited in the large crystals in which is usually found in commerce.

Until recent years the chief quantity of alum made in England has been ammonium-alum, prepared according to the Stassfurt method. In this process the black bituminous shale above the coal-measures is employed as the source of alumina. This is made into heaps about 1.5m. in height and slowly roasted. The mass, which when roasted has a light red colour and is brittle, is then brought into large covered pans with sulphuric acid diluted with washings obtained in the earlier stages of the process, and heated by means of steam coils in the pan, until the liquors contain only a small percentage of free acid. The impure solution of aluminium sulphate is then run into cooling tanks, on the way receiving a small quantity of either ammonium or potassium sulphate to convert it into ammonium- or potassium-alum as required. The liquor is then diluted with liquors from a later stage in the process and stirred until cold to obtain small crystals of alum from which the liquor run off, and the mealy alum washed with liquor and a small quantity of water. This is then drained and put into a funnel-shaped vessel, where steam is allowed to pass over it in such a manner that the whole of the steam is condensed and all the salt dissolved. In half an hour about 10 tons of alum-meal can thus be dissolved. The solution is then allowed to settle in lead-lined cisterns, and then brought into crystallising vats and allowed to remain in them for 24 hours. The staves are then knocked away, and a cylindrical mass of alum remains, which is allowed to stand another 24 hours. A hole is afterwards drilled into the bottom of the vat, the mother-liquor allowed to run out, and the mass broken up. Each vat yields three tons of large crystals, which frequently possess an amethystine tint resembling alum containing iron, although they contain less than 0.001 per cent. of the metal. This colour is probably due to exceedingly minute quantities of iron and chromium, and not to organic matter, as has been usually supposed.

Since the introduction of cheap potassium chlorate at Stassfurt, ammonium-alum is no longer so largely made in England, potassium sulphate being manufactured by the action of sulphuric acid upon the natural potassium chlorate

ordinary salt-cake furnace, and employed instead of ammonium sulphate.

Shale is no longer used in many works as a source of alum, bauxite being employed and submitted to a similar treatment.

332 *Potassium-Alum*, $\text{Al}_2(\text{SO}_4)_3 \cdot \text{K}_2\text{SO}_4 \cdot 24\text{H}_2\text{O}$, is found in nature in feathery or mealy crusts or masses, as an efflorescence on alum-shale, and in volcanic districts, where it is formed by the action of sulphur dioxide and oxygen on trachyte and lava. In some places, as in the districts near Naples and in Sicily, alum is produced in sufficient quantity to render its manufacture possible, and a very pure alum is obtained from this source. Potash-alum has a specific gravity of 1.724 (Kopp); it crystallises in transparent regular octahedra, which often exhibit the cube and dodecahedron faces; its solution possesses a sweet astringent taste, and has an acid reaction. 100 parts of water dissolve (Poggiale):¹

At	0°	10°	20°	30°	40°	50°	
$\text{K}_2\text{Al}_2(\text{SO}_4)_4 \cdot 24\text{H}_2\text{O}$	3.9	9.5	15.1	22.0	30.9	44.1	parts.

At	60°	70°	80°	90°	100°	
$\text{K}_2\text{Al}_2(\text{SO}_4)_4 \cdot 24\text{H}_2\text{O}$	66.6	90.7	134.5	209.3	357.5	parts.

It is insoluble in alcohol. On exposure to the air the surface becomes opaque and white. This is not, however, due to a loss of water, but is caused by the absorption of ammonia and the formation of a basic sulphate. When a crystal of alum is placed over sulphuric acid or heated to 61°, it loses 18 molecules of water (Graham); at 92° it melts in its own water of crystallisation and loses the whole of its water slowly at 100°, and quickly at a higher temperature with formation of what is known as burnt alum. This forms a porous mass, which dissolves slowly but completely in water. When alumina is fused with hydrogen potassium sulphate, an anhydrous salt is obtained which crystallises in small six-sided crystals, and remains behind when the fused mass is treated with hot water.

Neutral and Basic Alums.—If an alkali be slowly added to an alum solution, a precipitate is thrown down which disappears on stirring, but after a further addition of the alkali it remains unaltered. The solution in which the precipitate just redissolves has a neutral reaction, and is termed in commerce

¹ See also Berkeley, *Phil. Trans.* 1904, 203, A. 214.

neutral alum; it is employed in dyeing, as it readily gives up alumina to the colouring matter, and is free from iron, inasmuch as the alkali decomposes any iron sulphate which the liquid may contain. If this solution be allowed to evaporate at the ordinary temperature, a crystalline crust is deposited which contains the basic salt $\text{Al}_2(\text{SO}_4)_3, 2\text{Al}(\text{OH})_3$, together with potassium sulphate. If the solution be heated above 40° , common alum is formed, and a precipitate of $\text{K}_2\text{SO}_4, \text{Al}_2\text{SO}_4(\text{OH})_4$ is thrown down, this latter substance being identical in composition with alunite from Tolfa. When a solution of basic alum is heated in sealed tubes to 230° , this compound is also obtained in crystals (Mitscherlich). Solutions which contain a small quantity of basic alum yield, on spontaneous evaporation, cubical crystals. These were first observed by Sieffert in 1772, and obtained by him by boiling alum with milk of lime. This so-called cubic alum has the same composition as common octahedral alum, and on heating the solution, to which a small quantity of alkali has been added, to a temperature above 100° , ordinary octahedral alum separates out. Roman alum obtained from alunite often occurs in commerce in cubical crystals.

Rubidium and caesium also form alums which are very sparingly soluble,¹ and hence are employed, as has already been described, for the separation of these metals from potassium.

Ammonium-Alum, $\text{Al}_2(\text{SO}_4)_3, (\text{NH}_4)_2\text{SO}_4, 24\text{H}_2\text{O}$.—This salt is very similar to potassium-alum. It has a specific gravity of 1.626, melts at 95° , loses water on heating, and, on ignition, leaves a residue of pure alumina. One hundred parts of water dissolve (Poggiale):

At	0°	10°	20°	30°	40°	50°
$\text{Al}_2(\text{NH}_4)_2(\text{SO}_4)_4, 24\text{H}_2\text{O}$	5.2	9.1	13.7	19.3	27.3	36.5 parts.
At	60°	70°	80°	90°	100°	
$\text{Al}_2(\text{NH}_4)_2(\text{SO}_4)_4, 24\text{H}_2\text{O}$	51.3	72.0	103.0	187.8	422.0 parts.	

Commercial alum frequently contains both potassium and ammonium in varying proportions.

A hydroxylamine-alum is also known.

Sodium-Alum, $\text{Al}_2(\text{SO}_4)_3, \text{Na}_2\text{SO}_4, 24\text{H}_2\text{O}$.—It was formerly believed that aluminium sulphate did not form an alum with sodium sulphate, but this salt was prepared in the year 1816 by Zellner.² Sodium alum is much more readily soluble in

¹ See Locke, *Amer. Chem. J.* 1901, 26, 166.

² See also Dumont, German Patent, 141,670.

water than the other alums. Its specific gravity is 1.6. It effloresces in the air, and loses the whole of its water at a temperature of from 40° to 50°, leaving an easily soluble residue. It is not manufactured on the large scale, as on account of its solubility it is difficult to prepare in the pure state.

Silver-Alum, $\text{Al}_2(\text{SO}_4)_3 \cdot \text{Ag}_2\text{SO}_4 \cdot 24\text{H}_2\text{O}$.—The isomorphism of many silver salts with the corresponding salts of sodium connects this metal closely with those of the alkalis, and silver likewise forms an alum. This is obtained by heating a mixture of silver sulphate and aluminium sulphate, together with some water, in sealed tubes, until the silver sulphate is dissolved. On cooling, octahedral crystals are deposited. These are, however, decomposed into their constituents by water.¹

Besides the above-mentioned alums, a number of other alums are known in which the aluminium is replaced by isomorphous metals, such as iron, manganese, and chromium. A peculiar nomenclature has arisen in the description of these compounds. If none of the isomorphous metals replaces aluminium, as in the above-mentioned alums, each is an aluminium-alum. The names, iron-alum, chromium-alum, and manganese-alum, on the other hand, are used, as a rule, to designate the potassium double sulphates of these metals. If potassium be replaced by other metals, then the names of both metals must be mentioned, as, for instance, ammonium-chromium-alum, and so forth.

Selenic acid also forms a series of alums, having the general formula, $\text{M}_2^{III}(\text{SeO}_4)_3 \cdot \text{M}_2^I\text{SO}_4 \cdot 24\text{H}_2\text{O}$.

Aluminium sulphate also forms double salts with potassium and ammonium sulphates containing $8\text{H}_2\text{O}$, which are obtained by fusing the corresponding alums and maintaining the liquid at about 86°. Slender crystals of the new hydrates then separate, but they are difficult to prepare, and have not been carefully examined.² Their formation is of interest, because compounds of the same type are formed by the sulphates of thallium and the metals of the rare earths, which do not form true alums.

¹ Church and Northcote, *Chem. News*, 1864, 9, 155.

² Marino, *Gazzetta*, 1905, 35, ii. 341.

ALUMINIUM AND NITROGEN AND PHOSPHORUS.

333 *Aluminium Nitride*, AlN , is formed in small yellow crystals when aluminium is strongly heated in nitrogen.¹ It is rapidly decomposed by water.

Aluminium Nitrate, $\text{Al}(\text{NO}_3)_3$, is obtained by dissolving the hydroxide in nitric acid, and evaporating the solution with occasional addition of nitric acid. On cooling, the salt, $\text{Al}(\text{NO}_3)_3 \cdot 8\text{H}_2\text{O}$, separates out in very deliquescent prismatic needles. This salt decomposes at 150° , leaving a residue of pure alumina (Deville), and this reaction may be employed for the separation of aluminium from calcium and magnesium, metals whose nitrates do not decompose at so low a temperature. The solution of the normal nitrate is obtained by exactly precipitating a solution of lead nitrate with aluminium sulphate. This solution is used as a mordant in calico-printing with alizarin colours.

Phosphides of Aluminium.—When a mixture of aluminium powder and red phosphorus is fired, the two elements unite, forming the compound AlP , which is decomposed by water with formation of aluminium hydroxide and phosphine.² Various other compounds, Al_5P_3 , Al_3P_7 and Al_3P have been described.³

Phosphates of Aluminium.—Normal *aluminium ortho-phosphate*, AlPO_4 is obtained as a gelatinous precipitate by adding a neutral solution of an aluminium salt to a solution of sodium phosphate. It is soluble in mineral alkalis and acids, and in ammonia.⁴ If an acid solution of the salt be precipitated with ammonia, a basic salt, $3\text{AlPO}_4 \cdot 5\text{Al}(\text{OH})_3$, is thrown down: this, combined with nine molecules of water forms the crystalline mineral wavellite. In addition to this, many other basic and double phosphates of aluminium occur in the mineral kingdom, of which the mineral turquoise or calaite, occurring in Persia and valued as a gem, is one of the most important. This is coloured a greenish or bluish colour by copper, and is the basic salt, $\text{AlPO}_4 \cdot \text{Al}(\text{OH})_3 \cdot \text{H}_2\text{O}$. Most of the turquoise, not artificial, used in jewellery in former centuries as well as at the present time, and described in early works on mineralogy, is bone-turquoise or odontolite, a fossil

¹ Briegleb and Geuther, *Journ. Chem. Soc.* 1876, 349.

² Fonzes-Diacon, *Compt. Rend.* 1900, 130, 1314.

³ Franck, *Chem. Zeit.* 1898, 22, 236.

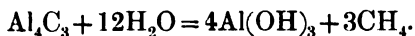
⁴ See Caven and Hill, *J. Soc. Chem. Ind.* 1897, 16, 29.

bone or tooth coloured by phosphate of iron. An aluminium phosphate containing 38% of phosphoric oxide occurs in Algiers, at Fauzan and in the Island of Grand Connétable, and is employed as a source both of alumina and of phosphoric acid.¹

ALUMINIUM AND BORON, CARBON AND SILICON.

334 The compounds of aluminium and boron have been described in Vol I., p. 703.

Aluminium Carbide, Al_4C_3 , was obtained by Moissan by heating aluminium in a carbon crucible in the electric furnace² and appears to be formed from the carbon monoxide produced.³ It is also produced when alumina is heated with calcium carbide, and when aluminium is heated in carbon monoxide in presence of aluminium chloride.⁴ It forms yellow crystals and is decomposed by water with formation of pure methane :



335 *Silicates of Aluminium*. It has already been stated that the various silicates of aluminium occur in combination with other silicates to form the chief constituents of the solid crust of the earth. The number of these compounds is extremely large, and only those can be mentioned in this work which possess a general interest.

Topaz, $\text{Al}_2\text{SiO}_4\text{F}_2$, occurs in granite, gneiss, and mica-schist in the form of rhombic prisms, which are transparent and usually colourless, or of a light- or dark-yellow colour. The finest topaz occurs in the Urals, Siberia, and Brazil. The common forms are not infrequently employed for the manufacture of polishing powder instead of emery.

Noble Garnet $(\text{Mg,Fe})_3\text{Al}_2\text{Si}_3\text{O}_{12}$.—This, like the other members of the group of garnets, crystallises in the regular system, the dodecahedron being the most prominent form. The crystals are transparent and are coloured, according to the quantity of iron which they contain, from a pale yellow up to a dark red tint.

Potash Felspar or *Orthoclase*, $\text{Al}_3(\text{Si}_3\text{O}_8)_3\text{K}_3$, is mined in great quantity for the manufacture of porcelain and similar materials, and it has also been utilised as a source of potash by roasting with

¹ Grognot, *Rev. Gen. Chim.* 1906, 9, 149.

Compt. Rend. 1895, 119, 9.

³ Pring, *Journ. Chem. Soc.* 1905, 1530.

⁴ Gunz and Masson, *Compt. Rend.* 1897, 124, 187.

lime and then extracting with water; beyond selection of the mines of the cleavage fragments of the crystalline mass, no artificial work is put upon the native product. Large quantities are shipped to the pottery districts of the Midlands, before being used it is very finely ground, either alone or with other materials. When strongly heated, felspar fuses, on cooling does not again crystallise but solidifies to a glass and hence is used either to act as a frit or fusible to bind together most firmly the infusible particles of forming the body of the porcelain or earthenware, and so produces a hard, translucent, lustrous mass, or else to act as a flux on the surface of the porcelain or earthenware so as to give a smooth glazed surface which it would not otherwise possess.

Hydrated Aluminium Silicate or *Kaolin*, $H_2Al_2Si_2O_8$ is formed by the weathering of felspar, which loses three-fourths of its potash and two-thirds of its silica and takes in the balance a small proportion of water. This substance is a distinct species and frequently occurs crystallised in four- or six-sided tablets belonging to the rhombic system, and even when in mass appears to be an amorphous powder, the microscope shows also the peculiar soapy feeling between the fingers which consists of very fine crystalline scales. It is frequently accompanied by crystals of quartz, and if the original felspar contains its admixed minerals contained iron, the kaolin is more or less yellow, red, or green by the presence of ferrous oxides. Kaolin is found in China, near the Blue Mountains, whence its name is derived; in Europe the finest clay is found in Yrieux near Limoges, and it is from this celebrated Sèvres porcelain is made; good china-clay is also found in Cornwall, Saxony, various localities in America, and elsewhere. The following table gives the composition of the varieties:

	SiO ₂	Al ₂ O ₃	H ₂ O.	(K,Na) ₂ O.	Fe ₂ O ₃ .
$H_2Al_2Si_2O_8 + H_2O$. . .	46·4	39·7	13·9	—	—
Kaolin from China . . .	50·6	32·7	10·0	2·5	2·6
„ „ Yrieux . . .	48·4	34·9	12·6	2·4	1·3
„ „ Cornwall . . .	46·4	38·6	9·1	1·8	—
Cornwall clay	45·8	39·4	14·3	—	—
Dorsetshire blue clay .	46·4	38·0	13·4	—	1·0

Ordinary clay consists of a mixture of kaolin with siliceous oxide, calcium carbonate, magnesium carbonate, and organic matter. Thus Stourbridge clay used for making crucibles, bricks, gas retorts, &c., contains approximately 40 per cent. free silica and 60 per cent. of kaolin. Kaolin kneaded

paste with water forms a plastic mass easily cut, pressed to any shape, squirted by pressure through dies to form rods or tubes, cut into lengths to make bricks, &c.; when gradually dried such worked clay does not crumble and when the articles are subsequently heated to drive off the combined water they shrink about 10 per cent. in their length and bake into a hard porous solid. At all ordinary furnace temperatures kaolin cannot be fused, but the presence of very small quantities of foreign materials induces partial fusion so that the mixture becomes more or less soft and pasty in the furnace; oxide of iron particularly has this effect, as well as lime and the alkalis. Upon the skill of choosing and admixing certain fusible materials with kaolin and impure clays depends the success of the potter.

336 *History of Earthenware, Pottery and Porcelain.*—The potter's art is one of the oldest in existence. The Egyptians were well acquainted with the means of glazing ware made of burnt clay, as well as with the art of enamelling in colours. Amongst European nations the Etruscans were especially celebrated in early times for their proficiency in the manufacture of painted pottery-ware, and in Pliny's time several towns in Greece and Italy were well known for the beauty and artistic taste of their vases, urns, and other pottery wares.

Porcelain was not known to the Romans, although the Chinese have manufactured it for ages, and the Egyptian tombs contain remains of vessels made of a material closely allied to porcelain. The art of glazing pottery with the oxides of lead and tin was generally practised in Europe during the Middle Ages, and we find a description of the process then adopted in the writings of the alchemists Peter Bonus and Albertus Magnus at the beginning of the thirteenth century. In the following century the potter's art made great strides. Agricola published many receipts concerning this manufacture; amongst others, he states not only that a mixture of litharge with tin oxide gives a good glaze, but that the former oxide may be employed alone for this purpose.

Amongst those who have been most active in promoting the progress of the ceramic art the name of Bernard Palissy stands pre-eminent. Devoting himself with self-sacrificing assiduity to the production of glazed and coloured faience, Palissy laid the foundation of modern art pottery. His numerous writings, published during the latter half of the sixteenth century, spread a knowledge of his experimental methods throughout Europe;

but his works *L'Art de Terre et des Terres d'Argile* are to a description of the manufacture of earthenware; until the year 1709 that the method of making porcelain discovered by Bötticher, and in the following year the porcelain manufactory at Meissen, in Saxony, was established.

The mode of preparation of the Meissen porcelain naturally kept secret, the King of Prussia instructed the celebrated chemist Pott to determine the nature of the materials used, and he, being unable to obtain any satisfactory information, was obliged to investigate the properties of those substances which might possibly be used in the manufacture, mixed in various proportions; for this purpose Pott is said to have made less than 30,000 experiments. To these we are mainly indebted for the establishment of the reactions which occur when the minerals are heated, and much valuable information as to the manufacture of porcelain was thus obtained. At the same time Réaumur endeavoured to ascertain the nature of the porcelain-making, and found that it is produced by the fusion of two earths, one of which is fusible, whilst the other is infusible at the same temperature, so that by the firing of an intimate mixture a non-porous, translucent mass is formed.

His investigations were taken up in the year 1758, by Berthollet, Guais, D'Arcet, and Legay, in France, and by the celebrated Macquer they succeeded in re-discovering the art of porcelain-making, and in the year 1769 the celebrated manufactory of Sèvres was founded.

Even up to the beginning of the nineteenth century porcelain was a material of great rarity and value. At the present day, however, it is cheap, and is employed for the most ordinary articles of everyday use.

Hard Porcelain or *True Porcelain* is distinguished by its fine and hard translucent structure, and is with difficulty attacked by chemical reagents. According to Emmerling's experiments water and acids, even when boiled, have no action on porcelain, and it is attacked by alkalis less perfectly than glass, and hence in chemical and analytical operations the use of porcelain is much to be preferred to that of glass. Porcelain also stands rapid alteration of temperature without cracking, and this property is one of extreme value to the artist, whilst its beauty, and the fact that its surface is capable of taking colours which will stand firing, render it of great importance in the manufacture of objects of art.

In the manufacture of porcelain the infusible k

mixed with a frit, flux, or fusible material, consisting of a silicate. This on fusion penetrates into the pores of the heated clay, producing a hard, apparently homogeneous, translucent mass lustrous on its fractured faces. The name porcelain is derived from a Portuguese word *porcellana*, a shell which is similar in general appearance to porcelain. The ordinary flux employed is felspar, but other materials may be admixed with it, depending upon the composition of the kaolin employed.

When a mixture has proved to be successful, each manufacturer adheres strictly to his special receipt, not only because an alteration in the proportions would render a different temperature necessary for burning, but especially because it would also entail a variation in the shrinking of the mass, and as the manufacturer has frequently to prepare his wares to pattern, it is necessary to keep to one rate of shrinkage. On the determination of the purity of the materials and of the fire-resisting power of clays Bischof and Richters¹ have published elaborate investigations, to which we must refer the reader.

The greatest care has to be taken in the thorough mixing of the materials, and in obtaining them in a very finely-divided state. For this purpose they are ground together with water to a thin cream which is passed through very fine sieves, and the excess of water is then got rid of by means of a special pattern of filter press. The lumps of moist material are then stocked ready to be worked up on the potter's wheel, or brought into the requisite shape by pressing into moulds, and the objects thus prepared are allowed to dry at the ordinary temperature before being fired in the upper portion of the porcelain kiln. The fired goods are then dipped into water containing the finely-divided glaze in suspension. The composition of porcelain glaze is seen in the following table :

Sèvres.	Meissen.	Berlin.
Pure ground felspar.	Quartz 37	Quartz 43
	Kaolin from Seilitz. 37	Kaolin from Morl. . . 31
	Lime 17.5	Gypsum 14
	Broken porcelain . 8.5	Broken porcelain . . 12
	100.0	100

The articles are dried and exposed to a higher temperature in the porcelain kiln, which consists essentially of a high reverberatory furnace. The flame and hot gases surround the earthenware "seggars," or infusible crucibles, in which the porcelain ware is placed to protect it from the smoke and direct action of

¹ C. Bischof, *Dingl. Polyt. Journ.* 159—211 ; Richters, *ibid.* 191—197.

the flame. When the temperature has reached its maximum, the kiln with its contents is bricked up, and the whole allowed to cool very slowly. This annealing process is necessary, as the glaze forms a true glass, and if the heated mass were quickly cooled the porcelain would be brittle from the unequal tension of its different parts.

Painting on porcelain is a branch of the art of glass-staining and the same substances are employed for painting upon porcelain as are used in colouring glass. They are divided into two classes: (1) Those which are not destroyed at the temperature of the porcelain kiln, and can be painted on the ware below the glaze—these are termed refractory colours, and include cobalt-blue, chrome-green, the brown produced by oxide of iron or manganese, chromate of iron, &c., and uranium black; and (2) those colours which are injured when heated above a certain temperature—these are termed muffle-colours, because they are fixed on the glazed ware by a separate firing at a lower temperature in a muffle. The following substances are used as muffle-colours: iridium oxide, cupric oxide, cuprous oxide, chromate of lead, silver chloride, purple of Cassius, &c., and an admixed flux for these is employed, consisting of quartz or sand, borax or boric acid, felspar, litharge or red-lead, nitre and the carbonates of potassium and sodium, in suitable proportions.

Tender or Fritted Porcelain.—This form of porcelain was first prepared in 1695, by Morin in St. Cloud. The mass resembles that of true china, but the frit and glaze are much more fusible. This is the kind of porcelain specially manufactured in England. The materials employed in this manufacture are: (1) The mass or body, composed of Cornish stone, China-clay, or decomposed pegmatite. (2) The frit or fusible material, consisting of bone-ash or mineral phosphate with, sometimes, the addition of borax. (3) The glaze, consisting of bone-ash, sand, borax, potashes, and lead oxide. The following are mixtures in use for English china:

	I.	II.	III.
Bone-ash . . .	47	41	47·3
Cornish stone . .	31	30	—
China-clay . . .	22	29	33·8
Felspar	—	—	18·9
	100	100	100·0

The glaze used for English table-ware consists of:

Cornish stone	34
Chalk	17
Ground flint	15
Borax	34
	100

These materials are fritted, ground, and mixed with 10 per cent. of Cornish stone and 20 per cent. of white-lead.

Parian or *Carrara Biscuit-ware* is a white unglazed porcelain, less fusible than ordinary tender porcelain and largely used for the preparation of statuettes.

Stoneware is distinguished from porcelain by its opacity, due to the fact that the mass is not nearly so finely ground and consequently not so intimately mixed with the frit as is the case with porcelain. The materials used are the plastic clays and pipe-clays found in large quantity in the coal measures, and these are mixed with a frit which is either felspathic or may contain lead or borax, the proportion of frit used being larger than in the case of porcelain. The mass often contains quartz granules of considerable size, and none of the materials used is specially selected to be particularly free from iron oxides. Stoneware is therefore much cheaper than porcelain, and is largely used for the construction of chemical manufacturing plant, such as condensing tubes and bottles for hydrochloric and nitric acids, evaporating pans, centrifugal machines, large store tanks, cooling worms, pumps, injectors, fans, taps, &c.

Semi-porcelain.—This is a fine kind of stone-ware, prepared from a white plastic clay, to which ground quartz, or flint, or even felspathic stone, is added in the requisite quantity. After the first burning it is porous and adheres to the tongue. It is then glazed with a transparent glaze consisting of borax, quartz, soda, and oxide of lead.

Earthenware or *Common Pottery Ware*.—This material is like the foregoing, inasmuch as it is porous, but it is comparatively soft and easily broken or cut by steel tools and will not long withstand the action of strong chemicals. Earthenware is made from a coloured plastic clay the impurities of which act as the frit, and in order to diminish the shrinking it is frequently mixed with marl, *i.e.*, a clay containing a considerable propor-

tion of admixed sand grains. It is glazed by throwing salt into the kiln when the burning is nearly complete, volatilised and decomposed by the aqueous vapour products of combustion, with formation of hydrochloric acid and soda, which latter unites with the clay to form aluminium silicate. It may also be glazed with a silicate. Earthenware is largely used for agricultural drains, bricks, flower-pots, and in the glazed form for pans for domestic use.

Faïence is an opaque, porous, generally soft body, always coloured, with either a glaze rendered opaque by tin or sometimes by calcium phosphate (*émaillée*), or else having a transparent lead glaze. In the latter case a slip of finer clay generally covers the body. It was known and manufactured in the 9th century by the Arabians, and the knowledge of the manufacture passed with the Moors into Spain, and established itself in the island of Majorca, whence the name *Majolica* is derived from an old Tuscan name for this island. The same ware was named *faïence* from the name of the town of Faenza, where the industry was established in the 13th century, and continued until the 15th. In France, the manufacture was introduced by Bernard Palissy, in the 16th century.

Crucibles.—The various kinds of melting crucibles made of clay have a special interest to the chemist. They require to be made of material which will stand a very high temperature without softening or breaking up, and is capable of standing rapid changes of temperature. The well-known crucibles are made of a clay containing about 71 parts of alumina, 25 of alumina, and 4 of oxide of iron, and this is mixed with one-third to one-half its weight of quartz sand, while the best crucibles are made of a finer and purer clay and contain plumbago scales which serve to knit the clay together when fired, or of a frit.

ULTRAMARINE.

337 A double silicate of aluminium and sodium sulphur, known as *lapis lazuli*, has long been valued for its splendid blue colour. Its constitution is, however, unknown. It crystallises in dodecahedra, but usually occurs in the massive condition, and is found in Central Asia.

Persia, China, &c. It is largely used for making vases and for inlaying ornamental furniture, and the powdered lapis lazuli forms a valuable paint termed ultramarine. This substance is, however, now artificially prepared on the large scale.

Tassaert observed in 1814 the formation of a blue colour in one of his black-ash furnaces at the celebrated glass-works of Saint Gobain, and Vauquelin showed that this colour was identical with lapis lazuli. In 1824 a prize was offered in France for the discovery of a practical method of manufacturing this colour, and this problem was successfully solved in the year 1828 simultaneously by Guimet¹ and Christian Gmelin, the latter of whom published the process in the year 1828.²

Since this date the ultramarine industry has largely increased. The chief quantity of the substance is manufactured in Germany, and the total production now amounts to about 10,000 tons per annum. In the year 1829 the price of artificial ultramarine was £12 per lb., whereas now it is sold at less than 30s. per cwt. Different varieties of ultramarine occur in commerce; these, however, can be divided into two classes.

Ultramarine poor in silica is obtained by heating a mixture of soft clay with Glauber's salt, charcoal, soda, and sulphur in crucibles placed in a furnace. Instead of charcoal, tar or resin is sometimes employed. In this way a colourless compound is first produced, termed white ultramarine. This, however, soon becomes of a green colour. The green ultramarine thus obtained, which is also used as a colour, is then mixed with sulphur and heated. The sulphur takes fire and is allowed to burn in the air, when the product becomes of a fine blue colour. *Ultramarine rich in silica* is generally obtained by heating a pure clay with finely ground white-sand, sulphur, and resin or charcoal in a muffle-furnace, when a blue product is at once obtained which, according to the quantity of silica originally added, retains more or less of a red tinge. The different kinds of both green and blue ultramarine are then finely ground and washed with water, and thus the several marketable varieties are obtained. A violet and a red variety of ultramarine have also been prepared. The following table gives the composition of some different ultramarines:

¹ *Ann. Chim. Phys.* 1831, 46, 431.

² *Quart. Journ. Science*, 1828, 2, 216.

	Green.	Blue.	
		Poor in Silica.	Rich in Silica.
SiO ₂	38.52	37.90	40.77
Al ₂ O ₃	28.94	29.30	23.74
Na ₂ O	23.68	22.60	18.54
S	8.30	7.86	13.58
Earthy residue .	1.94	2.36	3.61
	101.38	100.02	100.24

The ultramarine which is poor in silica is decolorised by the action of a cold solution of alum, whilst the ultramarines rich in silica withstand the action of this salt, and the more completely the more silica they contain. Hence these latter varieties are employed in cases in which the colouring matter comes in contact with aluminium salts, as, for instance, the blueing of paper and in calico-printing. The different kinds of ultramarine are very largely employed in the arts for water-colours, as an oil-paint, and for paper-staining.

It has already been stated that the chemical constitution of ultramarine is, as yet, unknown.¹ The sulphur present is, however, contained in two conditions. Dilute acids readily decompose all the different kinds of ultramarine, gelatinous silica and finely-divided sulphur being deposited and sulphuretted hydrogen evolved, but on the other hand concentrated sulphuric acid and glacial acetic acid have no action upon ultramarine.²

Silver-Ultramarine.—When blue ultramarine is heated with a solution of silver nitrate, the sodium is replaced by silver, and a yellow powder is thus obtained which under the microscope is seen in the form of dark lemon-yellow transparent particles.³ It is easily decomposed by acids with separation of silica, one-third of the silver being precipitated as silver sulphide, but without evolution of sulphuretted hydrogen. If silver ultramarine be heated with a solution of potassium chloride the silver is replaced by potassium, and in this way blue potassium ultramarine is obtained, a substance which has hitherto not been prepared directly (Heumann). A bright blue lithium ultramarine has also been prepared in a similar manner. Organic derivatives

¹ See article "Ultramarine," *Thorpe's Dict. of Applied Chem.* and Aebeg, *Handbuch* (1906), 3, 120, where references are given to the literature of the subject.

² Hofmann and Metzner, *Ber.* 1905, 38, 2482.

³ See Chabrie and Levallois, *Compt. Rend.* 1906, 143, 222.

of ultramarine, such as ethyl ultramarine, have also been obtained from the silver compound by the action of the alcoholic iodides. Ultramarines containing selenium and tellurium in place of sulphur have moreover been prepared.

The preparation of these substituted ultramarines has not, however, led to the recognition of the chemical nature of ultramarine. The difficult problem as to the constitution of this remarkable coloured compound has indeed not yet been solved. It has been suggested that the colouring matter of both natural and artificial ultramarine is a double compound of a sodium aluminium silicate and sodium sulphide, which has been variously formulated as $2\text{Na}_2\text{Al}_2\text{Si}_2\text{O}_8, \text{Na}_2\text{S}_2$ (Heumann) and $\text{Na}_4(\text{NaS}_3\text{Al})\text{Al}_2(\text{SiO}_4)_3$ (Brögger and Backström),¹ the latter formula being closely analogous to that of hattyne, $\text{Na}_2\text{Ca}(\text{NaSO}_4\text{Al})\text{Al}_2(\text{SiO}_4)_3$, a mineral which is also characterised by a blue colour. The existence of a definite compound of this formula in ultramarine has, however, not been proved, and it has been suggested that the blue colour is due to some comparatively simple substance, possibly elementary sulphur, disseminated throughout a colourless medium.²

DETECTION AND ESTIMATION OF ALUMINIUM.

338 Aluminium compounds do not impart any colour to the non-luminous gas-flame. The spark-spectrum of aluminium has been mapped by Thalén, Kirchhoff, and Lecoq de Boisbaudran, and its spectrum in the electric arc by Liveing and Dewar and by Kayser and Runge. The last-named investigators found that the visible portion of the spectrum did not contain a single line. The aluminium bands in the ultra-violet, however, are extremely characteristic. These are contained in the invisible and highly refrangible portions of the spectrum which are only seen when the rays are allowed to fall on a fluorescent substance.³ Alumina also shows a characteristic spectrum even in the arc.

Aluminium occurs almost always combined with oxygen. Most of these compounds are insoluble in water; many of them, however, are decomposed by hydrochloric acid, the alumina

¹ *Zeit. Kryst.* 1891, 18, 209.

² Abegg, *Handbuch* (1906), 3, 128.

³ Stokes, "On the Long Spectrum of the Electric Arc," *Phil. Trans.* 1862, 599.

entering into solution. Those compounds which withstand the action of acids are decomposed by fusion with sodium carbonate and treatment of the fused mass with hydrochloric acid. Corundum, spinel, and some other minerals are not, however, decomposed in this way, but must be fused with hydrogen potassium sulphate.

Aluminium can readily be separated from all other metals. It is not precipitated from its acid solutions by sulphuretted hydrogen, whereas it is completely thrown down as the hydroxide by ammonia and ammonium sulphide, and thus can be readily separated from the metals of the alkalis and alkaline earths. It is distinguished from most of the metals precipitable by ammonium sulphide, inasmuch as its hydroxide is soluble in caustic alkalis. This property it possesses in common with the hydroxides of zinc, chromium, and glucinum. The first of these metals is precipitated from the alkaline solution by sulphuretted hydrogen, and chromium hydroxide is only soluble in the cold, and is precipitated on boiling. If to the solution from which the zinc and chromium have thus been separated hydrochloric acid and then ammonia be added, the aluminium is precipitated. This precipitate may, however, still contain glucinum hydroxide, which must be dissolved by digesting it with ammonium carbonate or sodium bicarbonate (p. 613). When the oxide is strongly heated with a salt of cobalt a bright blue mass is obtained.

For quantitative estimation, aluminium is precipitated as hydroxide, and this converted into the oxide by strong ignition.

The Atomic Weight of aluminium was first determined by Berzelius in 1812, who found that 100 parts of the anhydrous sulphate yielded 29.934 parts of pure alumina, according to which the atomic weight is 27.1.¹ Tissier² found the number 27 by the conversion of the metal into the nitrate and then into the oxide, and Dumas³ 27.3 by the analysis of the chloride. The most reliable determinations are due to Mallet,⁴ who employed three distinct methods: the ignition of ammonium alum, which gave the number 26.89; the analysis of the bromide, from which the atomic weight appeared to be 26.91; and finally, the direct determination of the equivalent to hydrogen. This last set of experiments was carried out by dissolving pure aluminium in concentrated aqueous soda and collecting and measuring the

¹ *Pogg. Ann.* 1812, **8**, 187.

² *Ann. Chim. Phys.* 1859, [3], **55**, 151.

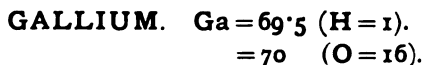
³ *Compt. Rend.* 1858, **46**, 1105.

⁴ *Phil. Trans.* 1880, 1003.

dry hydrogen produced. He thus found that 3.352 grm. of aluminium yielded 4161.6 c.c. at the normal temperature and pressure (in 45° north latitude). According to this, the equivalent of aluminium is 8.969 and the atomic weight 26.91. In a second series of less reliable experiments the hydrogen was burned and the water weighed. Finally Thomsen¹ determined the ratio Al : H and Al : O independently by dissolving metallic aluminium in concentrated caustic potash solution and finding the weight of hydrogen evolved and the weight of oxygen required to burn the hydrogen. He used a somewhat impure aluminium and after allowing for the effect of the impurity, obtained somewhat lower numbers than Mallet—

$$\text{Al : H} = 26.770 : 1 ; \text{Al : O} = 26.992 : 16.$$

The most probable value is at present (1907) taken as 26.9 (H = 1); 27.1 (O = 16).



339 This metal, the eka-aluminium of Mendeléef (p. 70) was discovered in 1875 by Lecoq de Boisbaudran by means of spectrum analysis. He found the new element in the zinc blende of Pierrefitte in the Pyrenees and patriotically gave to it the name which it now bears. It is also found in the blende from other localities. Thus a yellow transparent blende from Asturias and a black blende from Bensberg contain it, and that from Bensberg, although the richest, contains only 16 mgr. of gallium per kilo.; it also occurs in a grey zinc ore found at Pulwood, New South Wales.²

An examination of the spectrum yielded by a large number of minerals in the oxyhydrogen flame has revealed the fact that gallium, like lithium and rubidium, is very widely distributed in nature, although only present in very minute quantities. It occurs, for example, in a large number of iron ores, from which it passes into the iron prepared from them, so that Middlesbrough cast iron contains as much as 1 part of gallium in 33,000 parts and is the richest source of this element known.³

¹ *Zeit. anorg. Chem.* 1896, **11**, 14; 1897, **15**, 447.

² Kirkland, *Austr. Assoc. Adv. Sci.* 1893, 266.

³ Hartley and Ramage, *Proc. Roy. Soc.* 1897, **60**, 35, 393; *Journ. Chem. Soc.* 1897, 533, 547.

It also occurs constantly in bauxite and the aluminium salts prepared from it, as well as in kaolin, and in zinc blende, and is occasionally found in pyrites and manganese ores. It is also present in all meteoric irons, but not in all meteorites.¹

In order to prepare gallium, the ore, according to its physical character, is dissolved either in aqua regia, hydrochloric acid, or sulphuric acid, and the solution decomposed by means of metallic zinc. The precipitate thus thrown down, which contains most of the foreign metals present in the blende, is then treated with hydrochloric acid, and the liquid again precipitated with zinc in the cold. As soon as the evolution of hydrogen becomes feeble the solution is poured off from the precipitate and saturated with sulphuretted hydrogen, the precipitate filtered off, the excess of sulphuretted hydrogen driven off, and the liquid fractionally precipitated with sodium carbonate in the cold until the precipitate thrown down no longer exhibits the gallium line when examined with the spectroscope. It is then dissolved in sulphuric acid, gently heated until the excess of sulphuric acid is almost completely removed, the residue treated for some time with cold water, and the solution diluted with water, and then heated to boiling, when basic gallium sulphate separates out, which must be filtered off whilst hot. This precipitate is dissolved in a small quantity of sulphuric acid; to this liquid a slightly acid solution of ammonium acetate is added, sulphuretted hydrogen passed through to saturation, the solution filtered, and the filtrate, diluted with water, heated to boiling, the precipitate which forms being washed with boiling water. This is then dissolved in a small quantity of sulphuric acid, a slight excess of alkali added, and the alkaline solution submitted to electrolysis. Metallic gallium is thus deposited on the platinum pole, and in order to obtain it in the perfectly pure state it is treated with warm dilute nitric acid free from chlorine. Sixty-two grms. of gallium were exhibited in the Paris Exposition of 1878, having been prepared from 2,400 kilos. of blende by Lecoq de Boisbaudran and Jungfleisch.²

Metallic gallium possesses a bluish-white colour, and has the remarkable property of fusing at 30.1° . The molten metal possesses the colour of silver and remains liquid for many weeks at the ordinary temperature, and even when exposed to 0° . If, however, the globule be touched with a small fragment

¹ *Sci. Proc. Roy. Dublin Soc.* 1898, N.S. 8, 703.

² *Compt. Rend.* 1878, 86, 475.

of solid gallium it at once solidifies, forming pyramidal crystals, probably belonging to the monoclinic system.

Gallium is tough and may be cut with a knife; the molten metal, when brought on to glass, covers the surface with a bright mirror-like deposit, and oxidises on exposure to the air. It is not volatile at a red-heat, and only a thin film of oxide is formed on the surface. Its specific gravity is 5.9, and its specific heat 0.080. It is easily soluble in dilute hydrochloric acid and caustic potash with evolution of hydrogen. It is scarcely attacked by dilute nitric acid in the cold, but on heating it slowly dissolves with evolution of red vapours. If a neutral solution of gallium chloride be warmed with zinc, gallium oxide or a basic salt separates out, but not the metal.

GALLIUM COMPOUNDS.

340 Gallium Oxide, Ga_2O_3 , is a white mass, which is reduced to the metal by hydrogen at a bright red-heat. The hydroxide is a white precipitate insoluble in water, but readily soluble in potash, and somewhat less so in ammonia.

Gallium Trichloride, GaCl_3 .—Like aluminium, but unlike indium, gallium yields the trichloride when heated in hydrogen chloride as well as in chlorine, long needle-shaped crystals being deposited in the tube close to the flame. It is a very deliquescent substance and dissolves in a small quantity of water to form a clear liquid, which on the further addition of water becomes turbid from deposition of a basic salt. It melts at 75.5° and boils at $215\text{--}220^\circ$. The vapour density of gallium chloride, as determined by the air-replacement method, is 6.1 between $440\text{--}606^\circ$ and corresponds to the formula GaCl_3 . Like aluminium chloride its density near the boiling point is somewhat higher than this, being 8.8 at 350° .¹

Gallium Dichloride, GaCl_2 , is obtained by the action of the metal on the trichloride and melts at 164° , forming a limpid refractive liquid which boils at 535° . The specific gravity of its vapour is 4.8 at $1,000^\circ$, corresponding to the formula GaCl_2 .

Gallium Sulphate is also very soluble but non-deliquescent. It combines with ammonium sulphate to form an alum, $\text{Ga}_2(\text{SO}_4)_3 \cdot (\text{NH}_4)_2\text{SO}_4 \cdot 24\text{H}_2\text{O}$, which crystallises in combinations

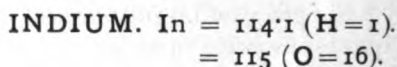
¹ Nilson and Pettersson, *Journ. Chem. Soc.* 1888, 824.

of the cube and octahedron. If its solution be precipitate is produced consisting probably of basic salt.

Gallium Nitrate is also a soluble well-crystallised salt.

The best means of detecting gallium is the spark spectrum of the chloride or other salt. This consists of two lines (4171, 4031), of which the brightest, *Gaa*, lies a little towards the blue than the line $\text{In}\beta$, and the second line *G* more towards the violet than $\text{K}\beta$. In the non-luminous flame the chloride gives only a very slight indication of the line *Gaa*.

The Atomic Weight of gallium has been determined by de Boisbaudran¹ by igniting the ammonium aluminate and dissolving the metal in nitric acid and igniting the residue, the oxide obtained in both cases being weighed. The first determination gave the atomic weight 69.6, and the second determination gave the atomic weight 69.5 (H=1), 70 is the number at present (1907) adopted is 69.5 (H=1), 70



341 This metal was discovered in Freiberg zinc blende in the summer of the year 1863 by Reich and Richter by spectroscopic analysis.² Indium also occurs as sulphide in zinc blende, although present only in very small quantities. It has also been detected spectroscopically in a manganese ore of Spanish origin and in a number of samples of siderite. They were obtained from various localities and all contained indium. Indium was also found in manganese ore of Spanish origin.³ In order to prepare indium it is best to employ zinc, such as that from Freiberg, which, however, does not contain more than 0.1 per cent. The metal is treated with a small quantity of hydrochloric acid that a small portion of the indium is undissolved, and when the solution is allowed to stand for three days the whole of the indium is found to be precipitated on the residual zinc. The metallic powder is then separated from the zinc, a few drops of dilute sulphuric acid added to dissolve any basic zinc chloride which may be formed, the spongy metal well washed with hot water, then treated

¹ *Bull. Soc. Chim.* 1878, 29, 9.

² *J. pr. Chem.* 1863, 89, 444; 90, 172; 1864, 92, 48.

³ Hartley and Ramage, *Journ. Chem. Soc.* 1897, 533.

nitric acid, and the acid solution, without filtration, boiled down with an excess of sulphuric acid until all the nitric acid is driven off. The solution is then filtered, the residue well washed, and a large excess of ammonia added to the filtrate. The zinc, cadmium, and copper then remain in solution whilst the whole of the indium, together with iron, lead, and a small quantity of zinc, cadmium, and copper remains behind. After being well washed, the residue is dissolved in a small quantity of hydrochloric acid, an excess of hydrogen sodium sulphite added, and the solution boiled until it no longer smells of sulphur dioxide. A precipitate is thus obtained of basic indium sulphite, which for further purification may be dissolved in sulphurous acid; on boiling this solution the pure salt separates out,¹ and this when strongly heated decomposes, leaving a residue of indium trioxide. The oxide can then be reduced to metal by ignition in a current of hydrogen or by fusion with sodium. The latter method appears to be the best suited for the preparation of large quantities. For this purpose the finely-divided oxide is placed in layers in a crucible with thin slices of sodium, the mixture pressed down and then covered with a thick layer of anhydrous sodium chloride. The porcelain crucible is next placed in a Hessian crucible provided with a cover, and heated first gently and, as soon as the reaction is over, to a moderate red-heat. The brittle alloy which is then obtained is boiled several times with water, washed with alcohol and ether, and again fused under a layer of potassium cyanide. The regulus is still not quite free from sodium, and in order to remove these traces it is thrown, in small pieces, into fused sodium carbonate, and the metal thus obtained in the pure state.²

The pure metal may also be separated electrolytically from solutions of the chloride or nitrate containing pyridine, hydroxylamine or formic acid,³ or from a solution of the sulphate.⁴

Indium is a white metal, easily malleable and softer than lead. It is obtained crystallised in regular octahedra⁵ by the electrolysis of the sulphate, a branched metallic "tree" being formed. Its specific gravity at 13°/4° is 7.12, and its melting

¹ Bayer, *Annalen*, 1871, **158**, 372.

² Winkler, *J. pr. Chem.* 1867, **102**, 273.

³ Dennis and Geer, *Ber.* 1904, **37**, 961.

⁴ Thiel, *Zeit. anorg. Chem.* 1904, **40**, 280.

⁵ Sachs, *Zeit. Kryst.* 1903, **38**, 495.

point 155°. It retains its metallic lustre in the air in boiling water. Heated on charcoal before the flame colours the flame blue and gives an incrustation on the crucible. It dissolves slowly in hydrochloric and dilute sulphuric acid, but readily in nitric acid.

INDIUM COMPOUNDS.

342 *Indium Oxide*, In_2O_3 , is a pale yellow powder which on heating becomes brown, but regains its original colour on cooling. After ignition it dissolves only slowly in cold dilute hydrochloric acid, but quickly when the acid is warmed. According to Thiel, other modifications of the amorphous oxide are formed. If the yellow oxide is very strongly heated, both of white powders, one soluble and the other insoluble in acids, are formed. The oxide begins to volatilise perceptibly at 400° and becomes partially crystalline (Thiel). It appears to be more stable at a higher temperature than alumina.

Indium Hydroxide, $\text{In}(\text{OH})_3$, is formed when dimethylamine is added to a soluble indium salt. The precipitate is thrown down as a gelatinous precipitate, which on drying becomes heavy and dense, and when heated is easily converted into the oxide. It dissolves in caustic potash,² ammonia, and readily forms colloidal solutions in the presence of electrolytes. When the oxide is heated in a current of chlorine at 300° a black pyrophoric powder is obtained, which is supposed to contain the lower oxide, InO .

Indium Trichloride, InCl_3 .—The metal burns at 200° in a current of chlorine, evolving a greenish flame with formation of the chloride. The same compound is also formed by heating the oxide, mixed with charcoal, in a current of chlorine. It sublimes above 446° in the form of soft colourless crystals, extremely deliquescent, and dissolves in water with evolution of noise and evolution of heat. On evaporating the solution a soluble basic salt is obtained. The vapour density of the trichloride was found by V. and C. Meyer³ at a pressure of 760 mm. heat to be 7.87, corresponding to the formula InCl_3 .

¹ *Ber.* 1903, **36**, 1847. Compare Thiel, *Zeit. anorg. Chem.* 1905, **47**, 281, Meyer, *Zeit. anorg. Chem.* 1905, **47**, 281,

² See Renz, *Ber.* 1901, **34**, 2763.

³ *Ber.* 1901, **34**, 2763.

chloride, InOCl , is formed as a white powder by the action of chlorine and oxygen on the dichloride (Thiel).

Indium Dichloride, InCl_2 , is obtained as a white radiating crystalline mass by heating the metal in a current of hydrochloric acid. The vapour density of the dichloride has been shown by Nilson and Pettersson¹ to be 6.43 at 1300°, corresponding to the above formula. This compound is decomposed by water with formation of the trichloride and separation of metallic indium :



Indium Monochloride, InCl , was prepared by the above-named chemists by distilling the vapour of the dichloride over the requisite amount of metallic indium ; combination takes place, and the monochloride is obtained in the form of a mass resembling hæmatite, which melts to form a blood-red liquid and can readily be vaporised. Its vapour density was found to be 5.5–5.3 at 1100–1400°. The monochloride undergoes a similar decomposition to the dichloride when brought into contact with water, the trichloride and metallic indium being formed :



Indium also combines with bromine and iodine when heated in the vapours of these elements. The three *bromides* closely resemble the chlorides, and the *tri-iodide* is a yellow crystalline mass, which on heating melts to form a reddish-brown liquid. A sparingly soluble *fluoride*, InF_3 , crystallising with $9\text{H}_2\text{O}$ or $3\text{H}_2\text{O}$, is formed when the oxide is dissolved in hydrofluoric acid.²

Indium Nitrate, $2\text{In}(\text{NO}_3)_3 \cdot 9\text{H}_2\text{O}$, forms deliquescent needles soluble in both water and absolute alcohol. These on heating are easily converted into a basic salt.

Indium Sulphide, In_2S_3 .—Pure indium and sulphur combine together at a temperature near redness, with evolution of heat, to form a bright-red infusible mass, which is also produced when the oxide is heated in a current of sulphuretted hydrogen. This gas, passed into a solution of an indium salt which is not too acid or too concentrated, precipitates yellow indium sulphide, which on heating with ammonium sulphide is converted into the white hydrosulphide and is soluble in concentrated acids.

¹ *Journ. Chem. Soc.* 1888, 814.

² Thiel, *Zeit. anorg. Chem.* 1904, 40, 331 ; Chabrié and Bouchonnet, *Compt. Rend.* 1905, 140, 90.

A lower sulphide, In_2S , has been obtained mixed with the normal sulphide, by heating the latter in hydrochloric acid, which yields a black, fusible mass, which is readily soluble in water and in acids (Thiel).

Basic Indium Sulphite, $\text{In}_2(\text{SO}_3)_3 \cdot \text{In}_2\text{O}_3 \cdot 8\text{H}_2\text{O}$, is a white powder, the preparation of which has been already described. It dissolves easily in aqueous sulphurous acid and separates on evaporation in distinct crystals.

Indium Sulphate, $\text{In}_2(\text{SO}_4)_3$, is obtained by the careful precipitation of a solution of the trioxide in an excess of sulphuric acid in the form of a white powder very soluble in water. On heating it is converted into an insoluble basic salt. The precipitation of the acid solution over sulphuric acid, and the subsequent crystallization of the acid salt having the composition $\text{HIn}(\text{SO}_4)_2 \cdot 8\text{H}_2\text{O}$ are deposited.

Indium Ammonium Alum, $\text{In}_2(\text{SO}_4)_3 \cdot (\text{NH}_4)_2\text{SO}_4$, is deposited in well-defined regular octahedra, which melt at 16° in half their weight, and at 30° in about a third of their weight of water and melt at 36° .¹ If a solution of the alum is allowed to crystallise at this temperature crystals of the alum $\text{In}_2(\text{SO}_4)_3 \cdot (\text{NH}_4)_2\text{SO}_4 \cdot 8\text{H}_2\text{O}$ separate out.

The sulphates of potassium and sodium form analogous alums containing 8 molecules of water, but do not yield crystals, whilst caesium and rubidium yield alums of the normal position.²

DETECTION AND ESTIMATION OF INDIUM

343 The indium compounds are distinguished from other metals when moistened with hydrochloric acid they tinge the flame with a luminous gas-flame a dark blue colour. The spectrum of an intense indigo-blue line, $\text{In}\alpha$ 4511, and a less intense violet line, $\text{In}\beta$ 4102. It is from this property that the element derives its name.

When heated on charcoal with sodium carbonate in the form of compounds yield white beads of the metal and a yellow incrustation of oxide. Very small quantities (0.00024 mgrms.) of indium can be detected microchemically by the formation of a white precipitate of chloride of indium and rubidium which crystallises in

¹ Rössler, *J. pr. Chem.* 1873 [2], 7, 14.

² Chabrie and Reugade, *Compt. Rend.* 1900, 131, 1300; 1901, 131, 1300.

rhombic octahedra.¹ Zinc precipitates metallic indium from solutions of its salts. Caustic soda and potash precipitate the hydroxide, which partly dissolves in an excess, but is completely deposited again on boiling; it is insoluble in ammonia. This reaction is employed for the separation of indium from the other metals, as are also the formation of the insoluble basic sulphite (p. 746), the precipitation of a sulphide of indium which is insoluble in dilute acids, and the production of a precipitate with pyridine.²

The Atomic Weight of indium has been determined by Reich and Richter, as well as by Winkler³ and Bunsen,⁴ by converting the metal into the oxide. By dissolving in nitric acid and heating the nitrate Winkler obtained the number 112·7, whilst Bunsen obtained the number 113. The experiments of Thiel,⁵ who used comparatively large amounts of carefully purified material, have shown that all these numbers are considerably too low, and that the conversion of the metal into oxide is attended by considerable difficulties. The analysis of the chloride gave the number 114·19, whilst that of the bromide gave 113·95. The analysis by Mathers⁶ of these same salts, prepared from indium purified by fractional electrolysis, gave the numbers 114·02 and 114, whilst lower and less reliable numbers were obtained by the conversion of the metal into the sulphate and the analysis of the dichloride. At present (1907) the approximate number 114·1 (H = 1), 115 (O = 16) is adopted.

THALLIUM, Tl = 202·6 (H = 1).
 = 204·1 (O = 16).

344 Thallium was discovered in the year 1861 by Crookes⁷ in a seleniferous deposit obtained from a sulphuric acid manufactory at Tilkeroode in the Harz. Selenium was being prepared from this deposit, and a considerable residue was left when the material was distilled. This was supposed at first to contain tellurium, but examination with the spectroscope showed that a

¹ Kley, *Chem. Zeit.* 1901, **25**, 563; see also Huysse, *Zeit. anal. Chem.* 1900, **39**, 9.

² Dennis and Geer, *Ber.* 1904, **37**, 961.

³ *Jahresb.* 1867, 260.

⁴ *Pogg. Ann.* 1870, **141**, 1.

⁵ *Zeit. anorg. Chem.* 1904, **40**, 280.

⁶ *Ber.* 1907, **40**, 1220.

⁷ "On the Existence of a new Element, probably of the Sulphur Group," *Chemical News*, **3**, 193 (March 30, 1861).

new element was present whose spectrum consisted of one bright green line, whence the name of the element, from *θάλλος*, a green twig. In 1862 Lamy,¹ who discovered the element independently of Crookes, published the results of his investigations. It was first believed that this element was a non-metal belonging to the sulphur group, but it was afterwards found to be a metal and was obtained in the metallic condition.

Thallium occurs in small quantities in many varieties of iron and copper pyrites, and in a few micas containing lithium. The mineral crookesite, discovered by Nordenskjöld² in a copper mine at Skrikerum, in Sweden, contains :

Tl	Se	Cu	Ag	
17·25	33·28	45·76	3·71	= 100·00

Thallium is also found in the mineral lorandite, $TlAsS_2$, which accompanies realgar in Macedonia,³ and occurs in traces in some iron ores, manganese ores, and zinc blends.⁴

The mineral water of Nauheim, near Frankfort, as well as that of many other mineral springs, contains small quantities of thallium.

For the purpose of preparing thallium it is best to employ the flue dust from sulphuric acid works, in which pyrites containing thallium is burnt. The dust, which contains selenium, arsenious oxide and small quantities of many other metals in the form of oxides or sulphates, is repeatedly boiled out with water acidulated with sulphuric acid, the solution concentrated and the thallium precipitated with zinc, when it is deposited in the form of needles or glittering plates. Thallium may be obtained in a purer condition by boiling up the flue dust with water and adding hydrochloric acid or common salt to the concentrated clear solution. The precipitate is washed and gradually dissolved in half its weight of hot sulphuric acid, and then heated until all the hydrochloric acid and the greater part of the free sulphuric acid has been driven off. The residue is next dissolved in water, the solution treated with sulphuretted hydrogen for the purpose of precipitating mercury, silver, arsenic, antimony, and bismuth, and ammonia then added to the filtrate to throw down any iron or alumina which may still be present. The filtrate, when

¹ *Société Impériale des Sciences de Lille*, May 2 and 16, 1862.

² *Annalen*, 1868, 145, 127.

³ *Journ. Chem. Soc. Abstr.* 1896, ii. 30.

⁴ Hartley and Ramage, *Journ. Chem. Soc.* 1897, 533.

concentrated, yields crystals of pure thallium sulphate, from which the metal may be obtained by deposition on zinc or by electrolysis.¹ According to Bunsen² the solution of zinc sulphate obtained at the Juliushütte, at Goslar, contains 0.05 per cent. of thallium chloride, and if metallic zinc be allowed to remain in contact with the solution, copper, thallium, and cadmium are thrown down in the metallic state. The precipitated metals are then carefully washed with water and digested with dilute sulphuric acid to dissolve the last two metals. If potassium iodide be then added to this solution, thallium iodide separates out, and this on treatment with potassium cyanide yields pure metallic thallium.

It is stated that thallium occurs in almost all specimens of commercial platinum, sometimes to the extent of 0.1 per cent.³

Pure thallium has a bluish-white tint and a lead-like metallic lustre. It has the sp. gr. 11.8 and is crystalline, and so soft that it may be marked with the nail and leaves a streak on paper. It is malleable, but possesses little tenacity, and can only with difficulty be filed or sawn, as the particles stop up the interstices of the tool. It appears to exist in two modifications, the transition temperature being 226°; it melts at 303°,⁴ volatilises at a very high temperature, and may be distilled in a current of hydrogen. Its vapour density⁵ at 1728° is 14.25, corresponding to the molecular formula Tl_2 . The density has not yet been determined at a series of different temperatures, so that this molecular formula can only be considered as a superior limit. When heated before the blow-pipe it oxidises, a pale reddish vapour being evolved which possesses a peculiar smell. It decomposes water at a red-heat and dissolves readily in nitric and sulphuric acids, both dilute and concentrated, whilst it is less readily soluble in hydrochloric acid. Thallium readily forms alloys with other metals and amalgamates with mercury.

¹ See also Förster, *Zeit. anorg. Chem.* 1897, 15, 71.

² *Phil. Mag.* 1865 [4], 29, 168.

³ Warren, *Chem. News*, 1887, 55, 241.

⁴ Petrenko, *Zeit. anorg. Chem.* 1906, 50, 133.

⁵ Meyer and Biltz, *Ber.* 1889, 22, 725; Biltz, *Math. natw. Mitt. Berlin*, 1895, 37.

THALLIUM COMPOUNDS.

345 Thallium forms two distinct series of compounds, one of the type RX_3 , corresponding to the position of the metal as a member of the aluminium group, the other of the type RX , closely analogous in many respects to the corresponding compounds of the alkali metals, but frequently bearing a strong physical resemblance to the corresponding compounds of lead.

THALLOUS COMPOUNDS.

346 Many of these compounds resemble the compounds of lead in their physical properties. Thus the halogen compounds (with the exception of the fluoride) are very sparingly soluble in water, and the sulphide is an insoluble black powder. On the other hand, the hydroxide, the sulphate, and the carbonate are all soluble in water, and closely resemble the corresponding potassium salts; the sulphate, perchlorate, and phosphate are moreover isomorphous with the corresponding salts of that metal.

Thallium Monoxide, Tl_2O .—When the metal is exposed to the air its surface assumes a dull grey colour, due to the formation of the above compound. This may be obtained in the pure state by heating the hydroxide in absence of air to a temperature of 100° . It is a black powder melting at about 300° , and easily dissolves in water with the formation of the hydroxide. Bromine converts it quantitatively into thallic oxide.

Thallium Hydroxide, $TlOH$, is formed by the action of water upon the metal in presence of air. In order to prepare it in larger quantity a solution of the sulphate is precipitated with the necessary quantity of baryta water. It crystallises in long yellow needles having the formula $TlOH, H_2O$. It is readily soluble in water, and the solution is colourless and possesses a strong alkaline reaction, turning yellow turmeric-paper brown. This brown colour disappears, however, after some time as the hydroxide destroys the colouring matter. Hence if turmeric-paper be written upon with metallic thallium the writing at first appears brown but gradually disappears¹ (Erdmann).

¹ *J. pr. Chem.* 1863, **89**, 381.

Thalious Fluoride, TlF, is formed by dissolving the carbonate in hydrofluoric acid. It crystallises in glittering octahedra and cube-octahedra. It dissolves in 1.25 parts of water at 15°, and less readily in boiling water. It melts on heating, and may readily be sublimed in a current of hydrofluoric acid.

Thallium Hydrogen Fluoride, TlHF₂, is formed by allowing a solution of the fluoride in aqueous hydrofluoric acid to evaporate in a vacuum over sulphuric acid. It crystallises in similar forms to thalious fluoride and dissolves in its own weight of water.

Thallium Monochloride or *Thalious Chloride*, TlCl, is formed when the metal burns in chlorine, and separates out when hydrochloric acid is added to a tolerably concentrated solution of a soluble thallium salt, forming a white curdy precipitate which assumes a violet tint on exposure to light (Hebberling). It crystallises from hot saturated solutions in the form of cubes, and melts easily, yielding a yellowish liquid which on cooling solidifies to a white, shining, crystalline, somewhat flexible mass, having a specific gravity of 7.02 (Lamy) and boiling at 719–731°. Its vapour density has been found to be 8.5,¹ corresponding to the normal molecular weight. According to Hebberling 100 parts of water dissolve the following quantities of the salt:

At	0°	16°	100°
TlCl	0.198	0.265	1.427.

It is less soluble in dilute hydrochloric acid, and hence the salt is precipitated from aqueous solution on addition of this acid. It is scarcely soluble in ammonia, and is insoluble in alcohol. It is readily converted by chlorine into thallic chloride, TlCl₃.

Thalious Bromide, TlBr, is a very pale yellow precipitate less soluble than the chloride, to which it possesses strong analogies. Bromine alone does not attack the metal so readily as chlorine, but in presence of water the metal is readily dissolved.

Thalious Iodide, TlI, is formed when thallium and iodine are heated together. It may also be obtained by precipitating a solution of a thallium salt with potassium iodide, when it is thrown down as a beautiful yellow crystalline powder, which passes at 168° into a red modification, the inverse change occurring on cooling. Both forms can exist in the metastable

¹ Roscoe, *Proc. Roy. Soc.* 1878, 27, 426.

condition through a large range of temperature.¹ Tl₂SO₄ melts at 190°. If it be precipitated from a solution containing potassium acetate it is deposited in the form of microscopic orange-yellow cubes or cube-octahedra. It is very sparingly soluble in cold water, 1 part in 16,000 parts for its solution, whereas it dissolves in 1 part of boiling water. It separates from a filtered hot solution of water and from saline solutions in the red form, but passes very slowly into the stable yellow modification. It is less soluble in a solution of potassium iodide, in alcohol, or dilute acetic acid than in water itself. It is not dissolved by dilute sulphuric acid, hydrochloric acid, or caustic soda. Nitric acid, however, decomposes it with evolution of oxygen.

Thallous Chlorate, TlClO₃.—This salt is formed by dissolving equivalent quantities of thallium sulphate and barium chlorate, filtering and concentrating the solution; the salt then crystallises out in microscopic prisms sparingly soluble in water (Thorpe).

Thallous Perchlorate, TlClO₄, is formed by dissolving thallium in aqueous perchloric acid, or by precipitating barium perchlorate with thallium sulphate. It crystallises in transparent tablets, isomorphous with potassium perchlorate, and has a specific gravity of 4·844 at 15·5°. One part of this salt dissolves at 15° in 10 parts, and at 100° in 0·06 part of water. It is slightly soluble in alcohol (Roscoe).

Thallium Monosulphide or *Thallous Sulphide*, Tl₂S, is a black precipitate formed when sulphuretted hydrogen is passed through an alkaline or acetic acid solution of a thallous salt. If the solution contains a trace of free sulphuric acid the precipitate separates out in the cold in microscopic tetrahedra (E. Thorpe). If the sulphide or a mixture of the metal with sulphur is melted in absence of air, a black glittering mass is obtained on cooling, having a specific gravity of about 8 and a metallic appearance somewhat like graphite. It is insoluble in water, alkalis, ammonium sulphide, and potassium cyanide. If the sulphide is heated to 150–200° with colourless sulphuric acid, it crystallises in long needles of metallic luster or thin six-sided plates.³ It dissolves with difficulty in water, but readily in mineral acids. The precipitate

¹ Gernez, *Compt. Rend.* 1904, **138**, 1695.

² *Compt. Rend.* 1904, **139**, 278.

³ Stanek, *Zeit. anorg. Chem.* 1898, **17**, 117.

oxidises on exposure with formation of sulphate, and when heated in a current of hydrogen is reduced to thallium. Black lustrous prisms of a compound Tl_2S_5 , which is probably *thalious pentasulphide*, are obtained by the action of a solution of ammonium polysulphide on thalious chloride.¹

Normal Thalious Sulphate, Tl_2SO_4 .—This salt crystallises in rhombic prisms isomorphous with potassium sulphate and has a specific gravity of 6·6. 100 parts of water dissolve, according to Lamy, as follows :

At	18°	62°	101°
Tl_2SO_4	4·8	11·5	19·3

It is much more soluble in dilute sulphuric acid than in water,² and melts at a red-heat, decomposing in the presence of air with evolution of sulphur dioxide.

Thalious sulphate readily combines with other sulphates to form double salts such as $Tl_2SO_4, MgSO_4, 6H_2O$, isomorphous with the analogous potassium compounds. It can also replace the alkali sulphates in the alums. Thus thallium alum, $Tl_2SO_4, Al_2(SO_4)_3, 24H_2O$, crystallises in bright octahedra. Thallium iron alum and thallium chromium alum have also been prepared.

Hydrogen Thalious Sulphate, $HTlSO_4, 3H_2O$, crystallises in short thick prisms, which melt on heating, and then suddenly decompose with evolution of vapours of sulphuric acid into the normal sulphate. The anhydrous compound melts at 115–120°. A compound of the formula $Tl_2SO_4, TlHSO_4$ has also been described (Stortenbeker).

Thalious Nitrate, $TlNO_3$.—Nitric acid attacks thallium more easily than any other acid. Thallium nitrate crystallises in opaque, white rhombic prisms, having a specific gravity of 5·55; these pass at 72·8° into a rhombohedral form and at 142·5° into a regular modification.³ The crystals melt at 206·1°, and the fused mass solidifies on cooling to a glass-like solid. It decomposes rapidly at 450°, leaving a residue of thallic oxide.⁴ 100 parts of water dissolve, according to Lamy :

At	18°	58°	107°
$TlNO_3$	10·67	43·48	588·2

It is insoluble in alcohol.

¹ Hofmann and Hochtlen, *Ber.* 1903, **36**, 3090.

² Stortenbeker, *Rec. Trav. Chim.* 1902, **21**, 87.

³ van Eyk, *Proc. R. Akad. Wet. Amsterdam*, 1900, **2**, 1480; **3**, 98; *Zeit. physikal. Chem.* 1905, **51**, 721. ⁴ Thomas, *Compt. Rend.* 1904, **138**, 1697.

Phosphates of Thallium.—These salts are isomorphous with the analogous potassium compounds.

Normal Thallous Orthophosphate, Tl_3PO_4 , is obtained in the form of needle-shaped crystals by precipitating the corresponding potassium salt with a thallium salt. It is also obtained by the precipitation of ordinary sodium phosphate, but the precipitation is not complete (Lamy). One part dissolves in 201, and at 100° in 149 parts of water (Crookes). It is soluble in ammoniacal salts.

Monohydrogen Thallous Orthophosphate, HTl_2PO_4 , is formed by neutralising a boiling solution of phosphoric acid with thallium carbonate. When evaporated to a small volume a concentrated solution deposits rhombic crystals. They lose their water at 200° , and when they are heated to dull redness a glassy mass of pyrophosphate remains behind.

Dihydrogen Thallous Orthophosphate, H_2TlPO_4 .—This is obtained when phosphoric acid is added to a solution of the foregoing salt until the liquid exhibits a distinctly acid reaction. It crystallises in monoclinic pearly tablets, dissolves in water, and on ignition is converted into the glassy phosphate.

Normal Thallous Carbonate, Tl_2CO_3 .—Thallium carbonate readily absorbs carbon dioxide. Thus if the moistened salt be allowed to lie exposed to the air, it becomes covered with needle-shaped crystals of the carbonate. This salt crystallises from solution in water in glittering monoclinic prisms. The crystals have a caustic metallic taste and an alkaline reaction. One part in 100 parts of water dissolve, according to Lamy:

At	18°	62°	100.8°
Tl_2CO_3	5.23	12.85	22.40

It is insoluble in alcohol. It fuses on heating and decomposes at a higher temperature with evolution of carbon dioxide.

Hydrogen Thallous Carbonate appears not to be known in the solid state.

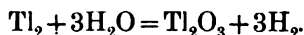
Thallous Cyanide, $TlCN$.—This salt is obtained by mixing strong solutions of potassium cyanide and thallous chloride (Crookes). It separates in glittering plates not very soluble in water. When heated it decrepitates and melts, volatilising when strongly heated on platinum foil without acting on the platinum. It is readily soluble in potassium cyanide and forms crystalline double cyanides.

Silicate of Thallium.—A solution of the hydroxide when boiled with amorphous silica dissolves this substance, and when the solution is evaporated a crystalline mass, having the composition $Tl_6Si_{10}O_{23} = 3Tl_2O, 10SiO_2$, and also containing water, separates out. When thallium oxide is fused with silica a yellow, strongly refracting glass is obtained, which is occasionally employed in place of lead silicate for optical glass.

THALLIC COMPOUNDS.

347 Thallic oxide, like alumina, acts as a weak base. The salts with colourless acids are colourless and are as a rule hydrolysed to a considerable extent in aqueous solution, so that many of them decompose when their solutions are largely diluted, or heated, the hydrated oxide being deposited. They are reduced by metallic thallium to thallos salts and show a greater tendency than the thallos salts to form complex salts.¹

Thallium Trioxide, Tl_2O_3 .—When molten thallium is plunged into oxygen it takes fire with formation of this oxide. At a red-heat this is, however, converted into the monoxide. It is also obtained by passing a current from a few Bunsen's elements through acidulated water, the positive pole consisting of metallic thallium which then becomes covered with a black deposit of this oxide² (Wöhler):



It is also deposited on a platinum anode as a coherent film when an acid solution of thallos sulphate containing a little acetone is electrolysed,³ and this separation may be utilised for the gravimetric estimation of thallium.

Thallic oxide is also obtained when hydrogen peroxide is added to an alkaline solution of a thallos salt and the resulting precipitate washed with alcohol and ether and dried in vacuo. When cold solutions are employed the oxide is brown, has the sp. gr. 9.65, and is readily soluble in acids, whereas the oxide obtained from hot solutions is black, has the sp. gr. 10.19, and is only slowly attacked by acids.⁴ The crystalline oxide obtained by heating the nitrate, however, has the sp. gr. 9.97.⁵

¹ See Spencer and Abegg, *Zeit. anorg. Chem.* 1905, **44**, 379.

² *Annalen*, 1868, **146**, 243, 375.

³ Heiberg, *Zeit. anorg. Chem.* 1903, **35**, 347.

⁴ Rabe, *Zeit. anorg. Chem.* 1906, **43**, 427.

⁵ Thomas, *Compt. Rend.* 1904, **138**, 1697.

As usually prepared the oxide forms a dark reddish powder which is insoluble in water and the alkalis.

Thallic Hydroxide, $\text{Tl}(\text{OH})_3$.—If a hot solution of thallic chloride in sodium carbonate be mixed with one of sodium hypochlorite, a brown precipitate is obtained which probably consists of amorphous thallic hydroxide, but on drying has the composition $\text{TlO}(\text{OH})$. The latter compound is also formed by the action of an alkali on thallic chloride. When treated with hydrochloric acid it evolves chlorine with formation of a thallic salt, whereas oxygen is given off when it is heated with concentrated sulphuric acid; on heating it is transformed into the trioxide and afterwards into the monoxide. If thallic oxide be fused for some time with potash containing a little water, thallic hydroxide, $\text{Tl}(\text{OH})_3$, is left on treating the mass with water in the form of brown hexagonal plates, which are unaffected at a temperature of 340° .¹

It was at one time supposed that thallic oxide was capable of uniting with strong bases to form thallates, as it was observed that when thallic hydroxide was suspended in caustic potash and a current of chlorine passed in, a deep reddish-violet solution was formed. It was, however, found that the coloration was caused by the presence of a trace of manganese in the thallic hydroxide employed.

Thallic Chloride, TlCl_3 , is formed when the monochloride is treated with chlorine under water. If the solution be evaporated at 60 – 70° and then cooled, deliquescent, colourless crystals of the hydrate $\text{TlCl}_3 \cdot 4\text{H}_2\text{O}$ are obtained, which pass slowly in vacuo at the ordinary temperature, more rapidly at 55° , into the monohydrate. The anhydrous chloride can be obtained, according to Thomas, by direct dehydration of the tetrahydrate over caustic soda in vacuo, or according to Meyer by the decomposition in vacuo of the compound $\text{TlCl}_3 \cdot (\text{C}_2\text{H}_5)_2\text{O}$ obtained by the action of ether on the tetrahydrate. It forms a hard mass consisting of six-sided crystals and melts at 24° .²

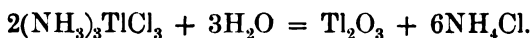
When thallium is strongly heated in chlorine a yellowish-brown mass of the composition $\text{TlCl}_3 \cdot 3\text{TlCl}$ is formed, and this can also be obtained by the partial reduction of thallic chloride and by saturating a solution of this chloride with thallic chloride. It is sparingly soluble in cold, but readily in hot water, separating

¹ Carnegie, *Chem. News*, 1889, **60**, 113.

² Meyer, *Zeit. anorg. Chem.* 1900, **24**, 321; Thomas, *Compt. Rend.* 1902, **135**, 1051. Compare McClenahan, *Amer. J. Sci.* 1904, (4), **18**, 104.

from this solution in dark yellow six-sided tablets, strongly resembling lead iodide in appearance. Many compounds intermediate in composition between this and the trichloride have been described, but according to Meyer,¹ these are probably solid solutions of thallos chloride in thallic chloride, a continuous series being possible up to the limit of composition represented by $\text{TlCl}_3, 3\text{TlCl}$.

When the metal is treated with nitrosyl chloride the compound $\text{TlCl}, \text{TlCl}_3, 2\text{NOCl}$ is formed. If an alcoholic solution of the trichloride be heated with alcoholic ammonia, a white crystalline precipitate of $(\text{NH}_3)_3\text{TlCl}_3$ separates out; this is decomposed on contact with water with formation of the violet-coloured trioxide:



The chloride also forms double salts with the chlorides of ammonium and potassium.

Thallic Bromide has not been obtained in the anhydrous state, but the monohydrate, $\text{TlBr}_3 \cdot \text{H}_2\text{O}$, is known. Like the chloride it unites with the corresponding thallos salt, but forms two definite compounds, $\text{TlBr}_3, \text{TlBr}$ and $\text{TlBr}_3, 3\text{TlBr}$, as well as a series of solid solutions, all crystallising in plates.

A large number of chlorobromides have been described, which are obtained by the action of bromine on the chloride and of chlorine on the bromide as well as by reactions between the chlorides and bromides themselves.²

Thallic Sulphide, Tl_2S_3 , is formed when the metal is fused with an excess of sulphur. It is a black amorphous mass, which at a summer temperature is soft and plastic like pitch. Below 12° it is hard and brittle, exhibiting a glassy fracture.

If one part of thallium sulphate be fused with 6 parts of sulphur and 6 parts of potassium carbonate, and the mass treated with water, a red crystalline powder remains behind having the composition KTlS_2 . This substance is not attacked by caustic potash, but decomposes in presence of acids.

Thallic Sulphate, $\text{Tl}_2(\text{SO}_4)_3$, crystallises on evaporation of a solution of the trioxide in warm dilute sulphuric acid in the

¹ See also Cushman, *Amer. Chem. J.* 1900, **24**, 222; Thomas, *Compt. Rend.* 1906, **142**, 838.

² Meyer, *Zeit. anorg. Chem.* 1900, **24**, 321; Cushman, *Amer. Chem. J.* 1900, **24**, 222; Thomas, *Compt. Rend.* 1900, **131**, 892, 1208; 1901, **132**, 80, 1487; 1901, **133**, 735; 1902, **134**, 545; 1902, **135**, 1051.

form of thin colourless tablets containing $7\text{H}_2\text{O}$, decomposed by water with separation of the hydrate.

It very readily forms the basic salt $\text{OH.TlSO}_4 \cdot 2\text{H}_2\text{O}$ in the presence of sulphuric acid (Marshall), and also for the salt $\text{Tl}_2(\text{SO}_4)_3 \cdot \text{H}_2\text{SO}_4 \cdot 8\text{H}_2\text{O}$ when an excess of acid is present. This acid salt is decomposed at 220° , leaving the basic sulphate (Meyer and Goldschmidt).

No true alums have as yet been prepared containing thallic sulphate in place of aluminium sulphate, but salts of the form $\text{M}_2\text{SO}_4 \cdot \text{Tl}_2(\text{SO}_4)_3 \cdot 8\text{H}_2\text{O}$ have been prepared containing various sulphates of ammonium, potassium and rubidium. Alums of ammonium alum have, however, been obtained containing variable amounts of thallic sulphate, and it seems probable, therefore, that thallic sulphate, like the sulphates of gallium and indium, is capable of forming true alums.

A number of complex thallo-thallic sulphates have been described. The simplest of these has the composition $\text{Tl}_2(\text{SO}_4)_3$ and is formed when equivalent amounts of thallic sulphate and thallic sulphate are dissolved in water and allowed to crystallise.²

Thallic Nitrate, $\text{Tl}(\text{NO}_3)_3 \cdot 3\text{H}_2\text{O}$, is deposited from a solution of the oxide in nitric acid in colourless deliquescent crystals which decompose on heating with water.

The complex salt $2\text{TlNO}_3 \cdot \text{Tl}(\text{NO}_3)_3$ crystallises from a solution and melts at 150° , and is decomposed by moist air.³

DETECTION AND ESTIMATION OF THALLIUM

348 The salts of thallium are poisonous, and the compounds possess a disagreeable metallic taste. Their presence is readily detected by the beautiful green colour which they impart to a non-luminous gas-flame. The spectrum of this flame consists of one bright green line having a wave-length coincident with any line in the solar spectrum. Thallium may be readily separated from all the other metals by precipitation from acid solution with sulphuretted hydrogen, filtered off, washed, separated sulphides, and precipitating the filtrate with

¹ Piccini and Fortini, *Zeit. anorg. Chem.* 1902, **31**, 451.

² Lepsius, *Chem. Central*, 1891, i. 694. See also Marshall, *Ann. Chem. Edin.* 1902, **24**, 305; Meyer and Goldschmidt, *Ber.* 1903, **36**, 1000.

³ *Amer. Chem. J.* 1901, **26**, 275.

of ammonium, which throws down thallium sulphide as a black precipitate. This precipitate may also contain the sulphides and hydroxides of the metals of the iron group; to separate these, it is washed, dissolved in nitric acid, and the boiling solution neutralised with sodium carbonate; on cooling, chloroplatinic acid is added, when a pale yellow precipitate of the double chloride of thallium and platinum, $2\text{TlCl}\cdot\text{PtCl}_4$, is thrown down. This compound dissolves in 15,600 parts of cold water, and hence may be employed for the quantitative estimation of thallium. Thallium may also be precipitated by potassium iodide as thallium iodide, which in presence of an alkali iodide is altogether insoluble in water.

Several other methods for the estimation of thallium have been proposed, based on the oxidation of thallos to thallic salts by means of bromine, iodine or auric bromide.¹ As already mentioned, thallium may also be estimated by the electrolytic deposition of thallic oxide. The salts derived from volatile acids may be converted into sulphate by careful heating with sulphuric acid, and the thallium weighed in this form, and finally thallic salts may be precipitated in neutral solution by ammonia, the liquid boiled, and the resulting thallic oxide dried at $60\text{--}70^\circ$ and weighed.

The Atomic Weight of thallium has been determined by Crookes² by converting the metal into the nitrate. Ten experiments gave numbers lying between 202.62 and 202.65. The number 202.6 ($\text{H} = 1$), 204.1 ($\text{O} = 16$) has been confirmed by Lepierre, who analysed thallic oxide and thallos sulphate, and determined the amount of thallic oxide which could be obtained from a thallos salt.³

¹ Marshall, *J. Soc. Chem. Ind.* 1900, **19**, 994; Thomas, *Compt. Rend.* 1900, **130**, 1316; 1902, **134**, 655.

² *Phil. Trans.* 1873, 277.

³ *Compt. Rend.* 1893, **116**, 580

METALS OF THE RARE EARTHS.

Scandium, Sc	Cerium, Ce	Erbium, Er
Yttrium, Y	Dysprosium, Dy	Holmium, Ho
Lanthanum, La	Europium, Eu	Thulium, Tm
	Gadolinium, Gd	
	Neodymium, Nd	
	Praseodymium, Pr	
	Samarium, Sm	
	Terbium, Tb	
	Ytterbium, Yb	

349 The three metals of the boron group are also members of the very extensive class of elements known as the metals of the rare earths. The names of these are given above in three groups, the first of which comprises the three metals which with boron make up sub-group *a* of group III.; the second, those of which the individuality is at least probable; the third, those which are probably mixtures of greater or less complexity. The relation of these elements to the periodic system of classification has given rise to much discussion (p. 70), and opinions are still divided as to whether they form an anomalous group occupying a single position in the periodic system, or whether they are to be assigned to the vacant spaces in series 8, 9, 10 (pp. 52-3).¹

Cerium, although it possibly belongs to group IV., is so closely allied to the other metals of the rare earths in many of its properties that it is included among them, and the whole group is described together with scandium, yttrium and

¹ See Werner, *Ber.* 1905, **38**, 914; Armstrong, *Proc. Roy. Soc.* 1902, **70**, 86; Brauner, *J. Russ. Chem. Phys. Soc.* 1902, **34**, 142; *Zeit. Elektrochem.* 1906, 17; Biltz, *Ber.* 1902, **35**, 562.

lanthanum, with which its members occur and which they closely resemble in properties.¹

The earths formerly described as philippia and mosandria have been proved to be mixtures of other earths,² and it is probable that the compounds of decipium³ (Delafontaine) and victorium (Crookes)⁴ are also mixtures.

350 In the year 1794 Professor Gadolin, of Abo, in Finland, discovered a new earth in the mineral, termed after him gadolinite, which had been found at Ytterby in the year 1788. This discovery was confirmed in the year 1797 by Eckeberg, who found that the compound separated by Gadolin contained, together with glucina, a new earth, to which he gave the name of yttria. In 1803 Klaproth discovered a second peculiar earth in another Swedish mineral found at Riddarhyttan, which mineral had formerly been supposed to contain tungsten, and to this, because it became dark-yellow on heating, he gave the name of ochroite. The same substance was examined simultaneously by Berzelius and Hisinger, who considered it as the oxide of a new metal which they termed cerium, after the planet Ceres, which had been recently discovered, whilst the mineral was called cerite.

In 1819 Berzelius observed that crude yttria also contained ceria; and Mosander, in 1839, showed, in a most careful investigation, that ceria contained the oxide of another metal, to which he gave the name of lanthanum (*λανθάνω*, I lie hidden). In 1841 he discovered that the latter was not pure, but contained a third new element, to which he gave the name didymium (from *διδύμοι*, twins). The same chemist in 1843 concluded from another series of investigations that yttrium was invariably accompanied by two other metals, to which he gave the names of terbium and erbium from the terminal letters of the stem of the word Ytterby. According to the investigations of Bunsen and Bahr,⁵ only one of the last two metals appeared

¹ An elaborate monograph on the Rare Earths by R. J. Meyer, with a very full discussion of their atomic weights by Brauner, is contained in Abegg's *Handbuch der anorganischen Chemie*, vol. iii., part I. (Hirzel, Leipzig, 1906). A short article contributed by Brauner to Mendeléeff's *Principles of Chemistry*, Vol. II., pp. 105–124 (Longmans, London, 1905), and Böhm's *Darstellung der seltenen Erden*, 2 vols. (Veit & Co., Leipzig, 1905), also contain much valuable information on the subject.

² See Roscoe, *Ber.* 1882, 15, 1274.

³ *Compt. Rend.* 1881, 93, 63.

⁴ *Proc. Roy. Soc.* 1899, 65, 237.

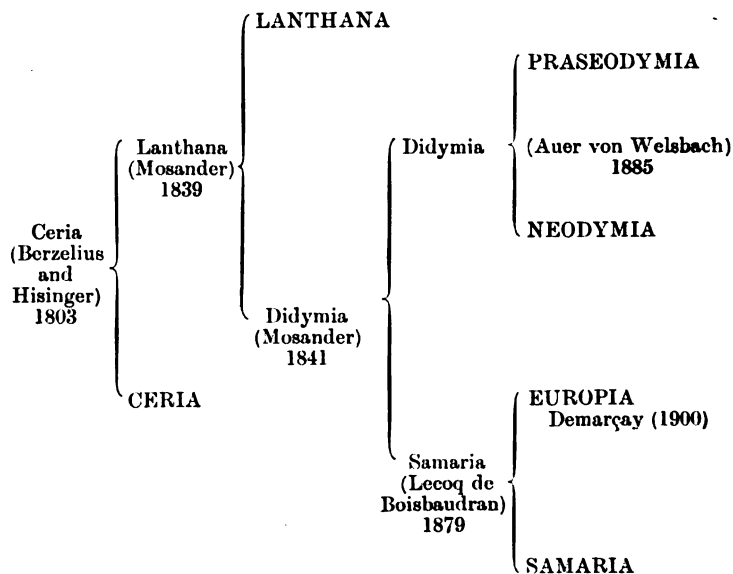
⁵ *Annalen*, 1866, 137, 1.

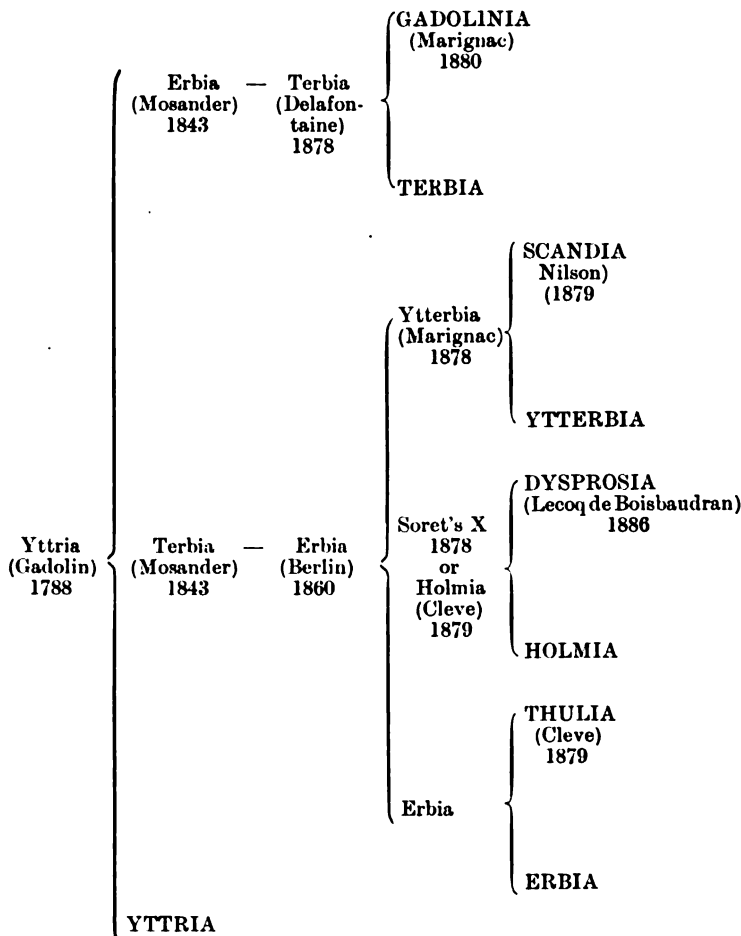
to exist, and for this they retained the name erbium, but the subsequent researches of Delafontaine and Marignac showed that both elements were present.

Further investigations have proved that the substances which all these chemists examined were in most cases highly complex mixtures, the complete separation of which has not yet been effected. This is illustrated by the two following tables which show the earths which have so far been obtained from yttria and ceria. The name of the investigator who effected each separation is added together with the date. Further details will be found under the headings of the separate metals.

Europia has also been found as a constituent of Delafontaine's terbia and of both of the earths obtained from it by Marignac.

351 The rare earths occur in several rare minerals found in various localities in Scandinavia, Siberia, Greenland, North America and Brazil. They are usually present in the form of silicates, less frequently as columbates, tantalates, phosphates, fluorides and uranates, and are often accompanied by the oxides of glucinum and zirconium. The most important of these minerals are *gadolinite*, a basic orthosilicate of glucinum, iron and the yttrium metals; *cerite*, a hydrated silicate of calcium and the cerium metals; *keilhawite*, a titanosilicate of yttrium, aluminium, iron, and calcium; *samarските*, a columbate and





tantalate of iron, calcium, uranyl and the metals of both the cerium and yttrium groups; *fergusonite*, a columbate of both the yttrium and cerium metals; *cuscnite*, a columbate and titanate of yttrium, cerium, erbium and uranyl; *monazite*, an orthophosphate of the cerite earths containing thorium; *scenolime*, an orthophosphate of the yttrium metals; and *thorianite*, a mineral found in Ceylon, containing 70 per cent. of thoria together with the oxides of uranium, cerium, lanthanum, didymium, yttrium and zirconium.¹ The subjoined analyses² give some idea of the general composition of three of these minerals.

¹ Dunstan and Blake, *Proc. Roy. Soc.* 1905, **76**, 253.

² Quoted from Dana's *Mineralogy* (1892).

Cerite. (Lindström, 1873.)	Gadolinite from Ytterby. (Pettersson, 1890.)	Samarskite from N. Carolina. (Allen, 1877.)
SiO ₂ . . . 22·79	SiO ₂ . . . 23·88	Ta ₂ O ₅ . . . 18·20
Ce ₂ O ₃ . . . 24·06	ThO ₂ . . . 0·41	Cb ₂ O ₅ . . . 37·50
Di ₂ O ₃ } . . . 35·37	Y ₂ O ₃ . . . 45·30	SnO ₂ } . . . 0·08
La ₂ O ₃ } . . . 35·37	Ce ₂ O ₃ . . . 3·84	WO ₂ } . . . 0·08
FeO . . . 3·92	Di ₂ O ₃ } . . . 2·57	UO ₃ . . . 12·54
Al ₂ O ₃ . . . 1·26	La ₂ O ₃ } . . . 2·57	Ce ₂ O ₃ } . . . 4·17
CaO . . . 4·35	Fe ₂ O ₃ . . . 0·60	Di ₂ O ₃ } . . . 4·17
H ₂ O . . . 3·44	FeO . . . 12·89	La ₂ O ₃ } . . . 14·48
Gangue . . . 4·33	GlO . . . 9·91	Y ₂ O ₃ . . . 14·48
99·52	CaO } . . . 0·54	FeO . . . 10·75
	MgO } . . . 0·54	MnO . . . 0·78
	Na ₂ O . . . 0·15	CaO . . . 0·55
	H ₂ O . . . 0·57	H ₂ O . . . 1·12
	100·66	100·17

The crude earths are obtained from the minerals by methods which differ somewhat according to the nature of the material to be treated. Cerite is evaporated with strong sulphuric acid, the excess of acid removed by heating and the residue dissolved in ice-cold water. The clear solution is saturated with sulphuretted hydrogen, again filtered, and then made acid with hydrochloric acid and precipitated with oxalic acid, by means of which the insoluble oxalates of the earths, consisting mainly of ceria, lanthana and didymia, are obtained and are finally converted into the oxides by ignition. Gadolinite, on the other hand, is decomposed by hydrochloric acid, and the oxalates then precipitated from the solution of the chlorides. In other cases (fergusonite) the mineral is fused with potassium bisulphate, the fused mass extracted with water and then the earths precipitated as hydroxides or oxalates.

The nature of the crude oxide thus obtained varies very greatly according to the source from which it is derived. The different earths, with but few exceptions, resemble one another very closely, so that, in order to separate them, advantage has to be taken of very slight differences in chemical behaviour and the processes of separation repeated a very large number, often amounting to many hundreds, of times. It is therefore advisable to commence the preparation of any par-

ticular earth with a mineral which contains it in as large a proportion and as free from admixture as possible, since in this way the length and tediousness of the processes of separation are lessened.

In some cases it is advisable first of all to remove the cerium, especially when this element is present in large proportion. This may be effected by a number of different methods, all of which depend on the fact that when the oxalates are calcined cerium forms an oxide CeO_2 , and that the derivatives of this differ very considerably from those of the oxides of the type R_2O_3 formed by the other earths. Of these methods one of the most effective is to convert the oxides into nitrates and pour a solution of these into a large amount of boiling water, under which circumstances, a basic ceric nitrate separates, containing only a small amount of praseodymium and neodymium, from which it can be freed by several repetitions of the process. A second method is to add a solution of some salt of the earths to potassium permanganate solution containing magnesia in suspension. Ceric hydroxide is precipitated and the filtrate is free from cerium (R. J. Meyer and Schweitzer).

A rough division of the mixed earths into two groups is obtained by saturating the neutral solution of the crude oxide in nitric acid with potassium sulphate. Double salts are formed of the general formula $R_2(SO_4)_3 \cdot 3K_2SO_4$, those of the yttrium group (Y, Yb, Er, Ho, Tm, Tb, Sc) being soluble, whilst those of the cerium group (Nd, Pr, La, Ce, Sm, Gd) are insoluble in a saturated solution of potassium sulphate. The sulphates thus obtained may be converted into oxalates, which are only sparingly soluble in dilute acids, or oxides, and the separation repeated as often as is desired. For the further separation of the oxides which have been submitted to the foregoing treatment a number of different methods have been proposed, which may be grouped under the following three heads.¹

(1) *Ignition of the nitrates* (Bahr and Bunsen).—When the neutral nitrates of the earths of either of these groups are gently heated, it is found that the salts of the different earths are decomposed at different temperatures. In the case of the yttrium group of oxides, to which the method is best applied, the nitrates decompose in the following order, Sc, Yb, Er, Ho, Tm, Tb, Y; yttrium nitrate requiring the highest temperature. The heating is therefore only continued until a slight amount

¹ Compare Losse, *Zeit. anorg. Chem.* 1892, 3, 56.

of decomposition has taken place; the cooled mass is extracted with boiling water and the basic salt which on cooling removed by filtration. The filtrate is then evaporated and the process repeated.

(2) *Fractional precipitation with ammonia or some other base.*—The neutral nitrate obtained from the crude earth is dissolved in water and ammonia added in such quantity as to precipitate a portion of the earths which are present, the solution being so dilute that the precipitation takes place slowly. In this way the least basic earths are first precipitated, and the most basic are found in the filtrate. Among the cerium earths, lanthana appears to be the most basic, and is precipitated by praseodymia, neodymia, samaria, and gadolinia. The precipitated hydrate is filtered off, redissolved in nitric acid, and again submitted to fractional precipitation, whilst the filtrate is treated in a similar manner to the original solution. Weak bases, such as caustic potash, magnesia, or the weak base aniline, may be employed in a similar manner.

(3) *Fractional crystallisation of salts.*—This method is applied to a very large number of different salts, and has been of the greatest value for the separation of many of the rare earths. The most important results have been attained in the crystallisation of the double ammonium nitrates (praseodymium and neodymium), the double magnesium nitrates (europium and samarium), and the double potassium sulphates (samarium, scandium, and cerium). The formates, carbonates, oxalates, ethyl sulphates, and acetates have all been employed. The crystallisation of the double magnesium nitrates of the earths of the cerium group with the addition of bismuth nitrate has led to the isolation of pure salts of gadolinium and terbium (Ure and Lacombe).

352 The progress of the separation effected by any of the above methods may be followed by several methods, one of the most important of which is the determination of the chemical equivalent of the oxide obtained. This is accomplished by precipitating the oxide in the form of oxalate, igniting, and weighing the oxide. The oxide is then exposed to steam and afterwards evaporated with sulphuric acid and heated gently over a small flame, until the weight is constant. The amount of sulphate formed from a known weight of oxide is thus ascertained, from which the equivalent weight of the earth can be calculated. This method is of great

when the earths which are being separated differ considerably in their equivalents, but is, of course, less useful when, as is often the case, the mixture consists of earths which have nearly the same equivalent.

The other methods employed for detecting the progress of purification or separation are all applications of spectrum analysis. In addition to the spark spectra, or those shown in the electric arc, the salts of many of the earths in solution exhibit characteristic absorption spectra. A number of the earths, moreover, show "phosphorescence spectra" when the ignited earth or its basic sulphate is exposed to an electric discharge in a highly exhausted glass bulb (Crookes), or exhibit a characteristic spectrum when an induction spark is made to pass from a positive pole of platinum on to the centre of the surface of a solution of one of the salts of the earth, which is connected with the negative pole (reversion spectra of Lecoq de Boisbaudran).

The evidence afforded by the study of the spectra yielded by the earths in any of these ways is very difficult to interpret because we are at present unacquainted with the exact influence of many variable conditions, especially the presence of other substances, upon the phenomena in question, and this influence is of very great importance, especially as regards absorption spectra and phosphorescence spectra. Krüss and Nilson,¹ arguing from the variation in the absorption spectra of the nitrates of the rare earths, and Crookes² from a study of phosphorescence spectra, came independently to the conclusion that a very large number (24-30) of different elements were present in the rare earths. The chemical evidence, as far as it has been attained, has not confirmed these views. The further study of absorption spectra, moreover, has shown that variations in the intensity and position of the bands may be produced by many factors and do not therefore necessarily indicate changes of composition. As regards phosphorescence spectra it has been shown that pure earths do not yield a discontinuous phosphorescence spectrum, but that such a spectrum is produced in the presence of small amounts of other substances and varies both with the amount and nature of this second substance.³

353 The metals of this group were at first supposed to be divalent, the general formula of the earths being written RO. In

¹ *Ber.* 1887, 20, 2170.

² See *Journ. Chem. Soc.* 1889, 250.

³ Baur and Marc, *Ber.* 1901, 34, 2460.

1870 Mendeléeff found that whilst the equivalent of cerium was 46.3, its specific heat was about 0.05, whilst Hillebrand obtained the more accurate number 0.04479. According to this the atomic weight of cerium must be 139 and not 92.6 as previously supposed, since $139 \times 0.04479 = 6.3$, the lower basic oxide being therefore Ce_2O_3 and the higher oxide CeO_2 .

It was suggested at the same time that the basic oxides of didymium and lanthanum, which had nearly the same equivalent as cerium, might be Di_2O_3 and LaO_2 , didymium (138) being placed in the third group of the periodic system, and lanthanum, with an atomic weight of about 180, in the fourth group along with cerium. In this way these metals found a place in the periodic system, whilst no place existed for them in that system if their atomic weights were taken as about 92. The atomic weight of yttrium, the compounds of which were then but little known, was at the same time altered for similar reasons from about 59 to 88, the oxide being formulated Y_2O_3 instead of YO , and the metal placed in the third group of the periodic system.

The subsequent determination of the specific heats of lanthanum (0.04485) and the old didymium (0.04563) by Hillebrand showed that both these metals had an atomic weight of about 140, and a more accurate determination of their equivalents led to the atomic values $La = 137.5$, $Di = 144$. Oxide of lanthanum was, therefore, formulated La_2O_3 and the metal placed in the third group. The salts of didymium have since that date been shown to consist of the salts of at least two distinct elements, and the relations of these to the other elements have not yet been satisfactorily decided.

At present the general formula R_2O_3 is applied to the basic oxides of all the rare earth metals, and the formulæ of their salts are written in accordance with this.

SCANDIUM. $Sc = 43.8$ ($H = 1$).
 $= 44.1$ ($O = 16$).

354 The oxide of this metal, which has not itself been isolated, was discovered in euxenite in 1879 by Nilson,¹ who obtained 2 grams of the pure oxide from 10 kilos. of the mineral. It is less basic than any of the other rare earths.

¹ *Ber.* 1879, 12, 554; 1880, 13, 1439.

Scandium occupies the place in the periodic system which was assigned by Mendeléeff in 1869 to the unknown element ekaboron (p. 70). Speaking of this undiscovered element he said in the course of a full discussion of the subject¹: Its atomic weight will be about 44, and its oxide, Ek_2O_3 , will be a stronger base than alumina and will have a specific gravity of about 3.5, whilst the specific gravity of the chloride will be about 2. The oxide will be insoluble in alkalis and the salts colourless, yielding gelatinous precipitates with potash, potassium carbonate, sodium phosphate, etc.

Scandium Hydroxide, $\text{Sc}(\text{OH})_3$, is a gelatinous white precipitate which on ignition yields the *oxide*, Sc_2O_3 . The latter is a white powder resembling magnesia, of specific gravity 3.864. The salts are colourless and exhibit no absorption bands. The *sulphate*, $\text{Sc}_2(\text{SO}_4)_3$, crystallises with $6\text{H}_2\text{O}$ and is readily soluble in water, differing in these respects from the other sulphates of the group. The double sulphate of scandium and potassium, $\text{Sc}_2(\text{SO}_4)_3 \cdot 3\text{K}_2\text{SO}_4$, is insoluble in a solution of potassium sulphate. The spark spectrum of the chloride is characteristic (Thalén).

YTTRIUM. $\text{Y} = 88.3$ ($\text{H} = 1$).
 $= 89.0$ ($\text{O} = 16$).

355 Ytria is the most basic of all the yttrium group of earths and its separation from the others is based on this fact. According to Crookes it is a complicated mixture,² but this conclusion has not been confirmed (p. 767).

Yttrium was obtained by Cleve as a dark grey powder possessing a metallic lustre under the burnisher. He prepared it by the electrolysis of the double chloride of yttrium and sodium, and also by fusing this salt with sodium. Yttrium decomposes water slowly in the cold but more quickly on boiling.³

Yttrium Oxide, Y_2O_3 , is obtained as a white powder of sp. gr. 5.046 by igniting the oxalate or hydroxide. On ignition this emits a bright white light. It does not combine directly with water, but when an yttrium salt is precipitated with an alkali the *hydroxide* is thrown down as a gelatinous precipitate.

¹ *Annalen Supplementband*, 1872, 8, 197.

² *Journ. Chem. Soc.* 1889, 250.

³ Cleve, *Compt. Rend.* 1882, 95, 1125.

Yttrium oxide dissolves slowly but completely in hydrochloric, nitric, and sulphuric acids.

Yttrium Fluoride occurs together with the fluorides of cerium and calcium in the mineral yttrocerite found near Fahlun in Sweden, at Amity, Orange County, New York, in Massachusetts, and at Mount Mica in Maine. It is massive, crystalline-granular and earthy, having a glistening vitreous to pearly lustre, and a colour varying from violet-blue to grey and white. Sometimes it has a reddish-brown colour.

Yttrium Chloride, YCl_3 , formed by heating the oxide mixed with carbon in chlorine, is a white non-volatile body. When the oxide is dissolved in hydrochloric acid the hydrate, $YCl_3 \cdot 6H_2O$, is obtained on evaporation in deliquescent prisms which are soluble in alcohol but insoluble in ether. These decompose when heated alone with evolution of hydrochloric acid, but when ignited in presence of sal-ammoniac or in a current of hydrochloric acid¹ the anhydrous chloride is obtained.

The bromide and iodide are very similar to the chloride.

Yttrium Sulphide, Y_2S_3 , is obtained as a yellow or grey powder by heating the oxide in the vapour of carbon bisulphide (Popp) and by heating the chloride in sulphuretted hydrogen. It is not soluble in water, but is decomposed by acids (Wöhler).

Yttrium Sulphate, $Y_2(SO_4)_3 \cdot 8H_2O$, forms transparent crystals which lose their water at 115° . 100 parts of cold water dissolve 9.3 parts of the salt, but when the solution is warmed to 100° , 4.5 parts separate out in the crystalline state.

Yttrium Nitrate, $Y(NO_3)_3 \cdot 6H_2O$, is easily soluble in water, alcohol, and ether, forming large needles.

Yttrium Orthophosphate, $YPO_4 \cdot 2H_2O$, is slightly soluble in water; the *metaphosphate*, $Y(PO_3)_3$, is an insoluble crystalline powder; and the *pyrophosphate*, $2YHP_2O_7 \cdot 7H_2O$, is soluble in water.

Yttrium Carbide, YC_2 , is prepared by heating the oxide with carbon in the electric furnace. It forms yellow microscopic crystals of sp. gr. 4.13 and yields with water a mixture of gases containing 72 per cent. of acetylene along with methane, ethylene and hydrogen.

Yttrium Carbonate, $Y_2(CO_3)_3 \cdot 3H_2O$, is a heavy white powder insoluble in water.

¹ Matignon, *Ann. Chim. Phys.* 1906, [8], 8, 433.

DETECTION AND ESTIMATION OF YTTRIUM.

356 This metal is most readily recognised by the spark spectrum of the chloride. This contains a large number of bright lines, of which two groups lying near the sodium line towards the red are especially characteristic. The salts show no absorption spectrum. The reactions of the yttrium salts are very similar to those of zirconium.

The Atomic Weight of yttrium was determined by Bahr and Bunsen by the analysis of the sulphate to be 92. According to Cleve and Hoeglund,¹ on the other hand, it is 89·2. This difference is probably due to the presence of other earths. From a still later determination² Cleve obtained the number 88·4, whilst the somewhat lower number 88·3 was obtained by Jones.³ The number at present (1907) adopted is 88·3 (H=1), 89·0 (O=16).

LANTHANUM. La = 137·9 (H = 1).
= 138·9 (O = 16).

357 Lanthanum salts are best obtained pure by the fractional crystallisation of the double magnesium nitrates of the cerite earths.⁴ Lanthana is the most basic of all the rare earths. *Lanthanum* was obtained by Mosander as a grey powder by heating the chloride with potassium. Hillebrand and Norton⁵ prepared it by the electrolysis of the fused chloride, and obtained it in the form of fused globules, some of which weighed as much as six grams, and it has since been prepared in large quantities by the same method by Muthmann and Kraft.⁶ Thus prepared it has a specific gravity of 6·154 and an iron grey colour; it takes a high polish but soon tarnishes, even on exposure to dry air, attaining a steel-blue colour. The metal can be hammered out to tolerably thin foil, and can be drawn into wire. The specific heat of the metal is 0·04485 and it melts at 810°. When heated in the air it forms oxide and nitride. The finely-divided metal burns brightly when thrown into the flame. It also takes fire

¹ *Bull. Soc. Chim.* 1872 [2], 18, 193. ² *Bull. Soc. Chim.* 1883 [2], 39, 120.

³ *Amer. Chem. J.* 1895, 17, 154.

⁴ Drossbach, *Ber.* 1902, 35, 2826; Muthmann and Weiss, *Annalen*, 1904, 331, 1.

⁵ *Pogg. Ann.* 1875, 156, 466.

⁶ *Annalen*, 1902, 325, 261.

when thrown into chlorine gas, burns less brightly in bromine vapour, and combines with iodine without evolution of light. Cold water oxidises it slowly with formation of the hydroxide. Cold concentrated sulphuric acid does not attack it, but in dilute sulphuric acid and in hydrochloric acid it dissolves with violent evolution of hydrogen, and is oxidised both by concentrated and dilute nitric acid.

Lanthanum Oxide, La_2O_3 .—This is obtained in the form of a white powder, which has a specific gravity of 6.48, by heating the hydroxide, oxalate, carbonate, or nitrate. It combines with water with evolution of heat, like lime, with formation of a voluminous snow-white powder of *lanthanum hydroxide*, $\text{La}(\text{OH})_3$, which is also obtained by precipitating a lanthanum salt with an alkali in the form of a gelatinous precipitate which easily absorbs carbon dioxide from the air. The hydroxide has an alkaline reaction and decomposes ammonium salts on heating.

The oxide is readily reduced when it is heated with magnesium powder. If the reaction be carried out in an atmosphere of hydrogen, a *hydride of lanthanum*, LaH_3 , is formed¹ which has been prepared pure by heating the pure metal in hydrogen at about 240° (Muthmann and Kraft).

A *peroxide*, which appears to be a hydrated form of the oxide La_2O_5 , is precipitated when hydrogen peroxide and an alkali are added to a solution of a lanthanum salt.

Lanthanum Chloride, LaCl_3 .—This body is obtained in the anhydrous state by heating its ammonium double salt. It is a crystalline mass very soluble in water and alcohol. When the oxide is dissolved in hydrochloric acid, and the solution evaporated to a syrup, large prisms having the composition $2\text{LaCl}_3 \cdot 15\text{H}_2\text{O}$ are deposited, and these when heated lose hydrochloric acid.

Lanthanum Sulphide, La_2S_3 , is obtained by heating the oxide in the vapour of carbon bisulphide, in the form of a yellow mass which is decomposed by water.

Lanthanum Sulphate, $\text{La}_2(\text{SO}_4)_3 \cdot 9\text{H}_2\text{O}$, crystallises at the ordinary temperature in six-sided pointed prisms which are more soluble in cold than in hot water, whilst at 0° a hydrate with $16\text{H}_2\text{O}$ separates out (Brauner and Pavlicek). One part of the anhydrous salt dissolves at 3° in less than 6 parts, whilst at 100° it dissolves in about 115 parts of water. The double potassium salt is insoluble in a solution of potassium sulphate.

¹ Winkler, *Ber.* 1890, **23**, 787; 1891, **24**, 890.

Lanthanum Nitride, LaN , is a black powder which is formed by the direct union of its elements and is hydrolysed by water.

Lanthanum Nitrate, $\text{La}(\text{NO}_3)_3 \cdot 6\text{H}_2\text{O}$, is easily soluble in water and alcohol, crystallising in oblique prisms or tablets; the *double ammonium salt* has the formula $\text{La}(\text{NO}_3)_3 \cdot 2\text{NH}_4\text{NO}_3 \cdot 4\text{H}_2\text{O}$.

Lanthanum Carbide, LaC_2 , is formed when a mixture of the oxide with sugar charcoal is heated in the electric furnace. It is a crystalline substance and is readily attacked by acids. Water decomposes it with evolution of a mixture of acetylene, methane, a very small amount of ethylene and traces of liquid and solid hydrocarbons.¹

Lanthanum Carbonate, $\text{La}_2(\text{CO}_3)_3 \cdot 8\text{H}_2\text{O}$.—This occurs as lanthanite, a mineral which contains varying quantities of cerium and crystallises in greyish-white, pink, or yellowish rhombic prisms. It occurs at Bastnäs in Sweden; also in Silurian limestone with the zinc ores of the Saucon Valley, Lehigh County, Pa., and in other localities in the United States. When a lanthanum salt is precipitated with a soluble carbonate this same salt is obtained in the form of glittering scales.

DETECTION AND ESTIMATION OF LANTHANUM.

358 Lanthanum chloride yields a spectrum consisting of many very bright and characteristic lines, by means of which even traces of the metal can be readily detected. The salts of lanthanum possess an astringent sweet taste. They do not show an absorption spectrum, and, when quite pure, do not give a phosphorescence spectrum.

Lanthanum is determined quantitatively by precipitating it either as hydroxide or as oxalate, these being converted by ignition into the oxide.

The atomic weight of lanthanum has been obtained at various times by many chemists, but with varying results. The most recent experiments, however, yield fairly concordant numbers. Thus Brauner and Pavlicek² found the atomic weight to be 138, and Jones³ 137.75; the number at present (1907) adopted is 137.9 (H = 1), 138.9 (O = 16).

¹ Moissan, *Compt. Rend.* 1896, 123, 148.

² *Journ. Chem. Soc.* 1902, 1243.

³ *Amer. Chem. J.* 1902, 28, 23; *Zeit. anorg. Chem.* 1903, 36, 92.

CERIUM. $Ce = 139.2$ ($H = 1$).
 $= 140.25$ ($O = 16$).

359 The sources of this metal, which always occurs along with the rare earths, have already been mentioned, as well as the means by which it is separated (p. 765). The metal itself was first prepared by Mosander in the form of powder by heating the chloride with sodium. Wöhler afterwards obtained it in the coherent state, and Hillebrand and Norton¹ have prepared it in large quantity by the electrolysis of the chloride, whilst Winkler prepared it by heating the dioxide with magnesium powder; it possesses the colour and lustre of iron, and is tolerably permanent in dry air, but in moist air tarnishes, becoming first of a yellow, then of a blue, and finally of a green colour. It possesses the hardness of calc-spar, and can be hammered and rolled, and, when warm, drawn into wire. The electrolytically prepared metal has a specific gravity of 6.628 (Hillebrand and Norton), 7.0424 (Muthmann and Weiss). Cerium melts at 623° (Muthmann and Weiss). It takes fire more easily than magnesium, and when scratched with a wire or scraped with a knife the particles of finely-divided metal which are rubbed off take fire. The same phenomenon is observed when the metal is struck with a piece of flint, sparks of the metal flying off and burning with great brilliancy. The metal also burns in the flame with a much more brilliant light than magnesium. It reacts with the elements of the chlorine group, water, and acids in a similar way to lanthanum, but concentrated nitric acid converts it into a brown substance, which is probably chiefly cerium dioxide. The salts of cerium find a limited application in medicine as a remedy for sickness.

According to Schützenberger² and Brauner³ the cerium compounds prepared from cerite invariably contain small quantities of the derivatives of an element of lower atomic weight; this has, however, been disputed by other workers, and the question still requires investigation.⁴

¹ *Pogg. Ann.* 1875, **155**, 631; 1875, **156**, 466; see also Muthmann, Hofer and Weiss, *Annalen*, 1902, **320**, 231; 1904, **331**, 1.

² *Compt. Rend.* 1895, **120**, 663, 962.

³ *Chem. News*, 1895, **71**, 283.

⁴ Boudouard, *Compt. Rend.* 1897, **125**, 772; Brauner, *Proc. Chem. Soc.* 1898, 69; Wyruboff and Verneuil, *Compt. Rend.* 1897, **125**, 1180; Drossbach, *Ber.* 1900, **33**, 3506.

CERIUM COMPOUNDS.

CERIUM AND OXYGEN.

360 Cerium forms three oxides: (1) a dioxide, CeO_2 , (2) a sesquioxide, Ce_2O_3 , and (3) a peroxide, CeO_3 . The sesquioxide and the dioxide are basic, and yield corresponding series of salts known as the *cerous* and *ceric* salts, but the dioxide, like the corresponding lead compound, acts in many respects as a peroxide.

Cerous Hydroxide, $\text{Ce}(\text{OH})_3$, is formed as a white precipitate when ammonia or potash is added to solutions of the cerous salts. On exposure to air it oxidises very rapidly and becomes coloured reddish-violet. Cerium sesquioxide is not formed by heating the dioxide in a stream of hydrogen as was formerly stated, but in this way a dark-blue oxide is obtained which has a composition¹ approximating to Ce_4O_7 . A hydroxide roughly corresponding to this last substance has also been obtained by allowing cerous hydroxide to oxidise partially in air.² According to Burger the dioxide is reduced by calcium to the sesquioxide. This is a yellowish-green powder, which absorbs oxygen when preserved, and burns in the air to form the dioxide.³

Cerium Dioxide, CeO_2 , is formed when a cerium salt of a volatile oxyacid is heated in the air, and is thus obtained as a white or pale straw-coloured powder, which assumes a reddish tinge on ignition. If obtained by the ignition of the hydrated oxide it has a salmon colour. It may be obtained in the crystalline form by igniting cerous chloride with borax in a wind furnace.⁴ It dissolves in concentrated sulphuric acid, forming a dark yellow solution which has powerful oxidising properties, and evolves considerable quantities of active oxygen.

When the acid sulphate is heated with caustic potash, or when chlorine acts on cerous hydroxide suspended in water, the hydrated dioxide, $\text{CeO}_2 \cdot 3\text{H}_2\text{O}$, is formed as a sulphur-

¹ Meyer, *Zeit. anorg. Chem.* 1903, **37**, 378; Sterba, *Ann. Chim. Phys.* 1904, [8], **2**, 193.

² Wyruboff and Verneuil, *Compt. Rend.* 1899, **128**, 501; see also *Ann. Chim. Phys.* 1906, [8], **9**, 289.

³ *Ber.* 1907, **40**, 1652.

⁴ Nordenskiöld, *Pogg. Ann.* 1861, **114**, 612; see also Sterba, *Compt. Rend.* 1901, **133**, 294; *Ann. Chim. Phys.* 1904, [8], **2**, 193.

yellow powder, whilst, if the hydroxide precipitated by the action of ammonia on a solution of cerium sulphate be dried at 385° , a bright yellow hydroxide, $\text{CeO}_2 \cdot 2\text{H}_2\text{O}$ or $\text{Ce}(\text{OH})_4$, is obtained, which does not lose water to any considerable extent until heated to 600° .¹ The hydroxides dissolve in hydrochloric acid, yielding a deep yellow solution which on heating yields the trichloride, chlorine being simultaneously evolved. The dioxide behaves therefore both as a basic oxide and a peroxide. A higher hydrated *peroxide*, $\text{CeO}_3 \cdot x\text{H}_2\text{O}$, is also known.²

Cerium dioxide is used in the manufacture of mantles for incandescent gas burners. Mantles composed of thoria alone only give a dull light when heated in the Bunsen flame, whereas the addition of a small quantity of cerium oxide causes a brilliant incandescence. The maximum brilliancy is obtained when the mantles contain 99 per cent. of thoria and 1 per cent. of ceria, whilst a greater or a less amount of ceria causes a marked diminution in the intensity of the light. No fully satisfactory explanation of this phenomenon has as yet been given.

CEROUS COMPOUNDS.

361 Cerous Hydride, CeH_3 , is prepared by passing hydrogen over metallic cerium heated at 250 – 270° . It is a reddish-brown or black powder, and is stable in dry air; in moist air it decomposes very rapidly, and is also decomposed by acids with evolution of hydrogen³ and formation of cerous salts.

Cerous Chloride, CeCl_3 , is formed as a yellowish-white sublimate when the metal is heated in chlorine, or when an intimate mixture of the oxide and carbon is heated in this gas. It may also be prepared by heating the sulphide first in a stream of carbon dioxide and then in hydrogen chloride. Prepared in this way it is a white crystalline mass which dissolves in water with a hissing noise.⁴ The boiling point of the solution in alcohol points to the formula CeCl_3 . The hydrated salt, $2\text{CeCl}_3 \cdot 15\text{H}_2\text{O}$, remains behind in ill-defined crystals when a solution of cerous oxide in hydrochloric acid

¹ Carnelley and Walker, *Journ. Chem. Soc.* 1888, 84.

² de Boisbaudran, *Compt. Rend.* 1885, 100, 605.

³ Muthmann and Kraft, *Annalen*, 1902, 325, 261, 281; Kellinberger and Kraft, *Annalen*, 1902, 325, 279.

⁴ Muthmann and Stützel, *Ber.* 1898, 31, 1829; 1899, 32, 3413.

is allowed to evaporate over sulphuric acid, and the hydrate, $\text{CeCl}_3 \cdot 7\text{H}_2\text{O}$, has also been obtained in rhombic crystals. On heating, it decomposes with evolution of hydrochloric acid and formation of a basic chloride.

Cerous Bromide, CeBr_3 , is obtained by passing hydrogen bromide over heated cerium sulphide as a hygroscopic snow-white crystalline powder.¹

Cerous Iodide, $\text{CeI}_3 \cdot 9\text{H}_2\text{O}$, forms transparent easily soluble crystals which readily decompose with evolution of iodine.

Cerous Sulphide, Ce_2S_3 , is formed when the metal is burnt in the vapour of sulphur, when the oxide is heated in carbon bisulphide vapour, and when cerous sulphate is heated in a current of sulphuretted hydrogen.² It is a brown or purple-black powder of specific gravity 5.1. When the oxide is fused with three parts of sodium pentasulphide, and the fused mass lixiviated with water, cerous sulphide is obtained in small crystals resembling Mosaic gold, which do not undergo alteration on exposure to the air.³

Cerous Sulphate, $\text{Ce}_2(\text{SO}_4)_3$, dissolves in water at 0° to the extent of 40 parts⁴ in 100, whilst at 100° , 100 parts of water only dissolve 0.775. The solution yields a number of crystalline hydrates.

Potassium Cerous Sulphate, $3\text{K}_2\text{SO}_4 \cdot \text{Ce}_2(\text{SO}_4)_3$, is formed when an equal or greater weight of potassium sulphate is added to a solution of cerous sulphate. It dissolves in about 56 parts of water at 20° , and is almost insoluble in a concentrated solution of potassium sulphate. It dissolves, however, readily in acidified water, and on slow evaporation a double salt, $\text{Ce}_2(\text{SO}_4)_3 \cdot 2\text{K}_2\text{SO}_4 \cdot 3\text{H}_2\text{O}$, crystallises out. If less than the above proportion of potassium sulphate be added to a solution of cerous sulphate, another salt having the composition $\text{Ce}_2(\text{SO}_4)_3 \cdot \text{K}_2\text{SO}_4$ is formed as a granular crystalline mass.

Sodium and ammonium sulphate also form with cerium sulphate sparingly soluble double salts.

Cerous Nitride, CeN , is readily prepared by heating cerium in a current of nitrogen. It is a lustrous yellow or bronze

¹ Muthmann and Stützel, *Ber.* 1899, **32**, 3413.

² Muthmann and Stützel, *Ber.* 1899, **32**, 3413; Sterba, *Ann. Chim. Phys.* 1904 [8], **2**, 193.

³ Compare Muthmann and Stützel, *Ber.* 1899, **32**, 3413; Sterba, *Ann. Chim. Phys.* 1904 [8], **2**, 193.

⁴ Muthmann and Rölig, *Zeit. anorg. Chem.* 1898, **16**, 450; compare Brauner, *Journ. Chem. Soc.* 1888, 257.

substance, is stable in dry air, and is decomposed by water with formation of ammonia, hydrogen, and cerium dioxide.¹

Cerous Nitrate, $\text{Ce}(\text{NO}_3)_3 \cdot 6\text{H}_2\text{O}$, is a crystalline mass which begins to decompose about 200°. It is easily soluble in water and in alcohol, and forms crystalline double salts with other nitrates.

Cerous Phosphate, CePO_4 , occurs in the mineral monazite. This mineral often contains thorium, tin, manganese, and calcium in varying quantities. It crystallises in brownish hyacinth-red monoclinic crystals, and occurs in the Urals, in Norway, and in several localities in the United States and South America.

Cerous Carbonate, $\text{Ce}_2(\text{CO}_3)_3$, occurs in lanthanite, and may be obtained by precipitating a solution of cerous sulphate with ammonium carbonate. The precipitate thus obtained has the composition $\text{Ce}_2(\text{CO}_3)_3 \cdot 5\text{H}_2\text{O}$, and on standing assumes the form of small silky needles.

CERIC COMPOUNDS

362 *Ceric Fluoride*, $\text{CeF}_4 \cdot \text{H}_2\text{O}$, is obtained by acting on hydrated cerium dioxide with hydrofluoric acid, and on heating yields water and then hydrofluoric acid and free fluorine.²

Ceric Sulphate, $\text{Ce}(\text{SO}_4)_2$. When cerium dioxide is heated with concentrated sulphuric acid it is converted without dissolving into ceric sulphate.³ The salt, after washing with acetic acid and drying in a vacuum over potash, is obtained as a yellow crystalline powder. It is very soluble in water and the solution deposits a basic salt on warming. The hydrated salt, $\text{Ce}(\text{SO}_4)_2 \cdot 4\text{H}_2\text{O}$, is obtained by dissolving the dioxide in dilute sulphuric acid and evaporating the salt in a vacuum over sulphuric acid. It is then deposited in the form of reniform masses consisting of fine crystals. In the moist state these are brown, whilst when dried they are yellow. When an excess of concentrated sulphuric acid is poured on the dioxide and the solution, diluted with water, gradually allowed to evaporate, *ceri-cerohydrosulphate* is deposited in fine red hexagonal crystals. Some doubt exists as to the exact composition of this compound, which is given by Brauner⁴ as $2\text{Ce}(\text{SO}_4)_2 \cdot \text{Ce}_2(\text{SO}_4)_3 \cdot \text{H}_2\text{SO}_4 \cdot 24\text{H}_2\text{O}$.

¹ Muthmann and Kraft, *Annalen*, 1902, **325**, 261.

² Brauner, *Monatsh.* 1882, **3**, 8.

³ Meyer and Aufrecht, *Ber.* 1904, **37**, 140.

⁴ *Zeit. anorg. Chem.* 1904, **39**, 261; where a summary of the literature is given.

On further evaporating the mother liquor, yellow crystals of $\text{Ce}(\text{SO}_4)_2 \cdot 4\text{H}_2\text{O}$ are deposited.

Ceric sulphate forms double sulphates with the sulphates of the alkali metals, such as $\text{Ce}(\text{SO}_4)_2 \cdot 2\text{K}_2\text{SO}_4 \cdot 2\text{H}_2\text{O}$, a compound which is deposited in small yellow monoclinic crystals. Ceric sulphate is decomposed by water with formation of basic salts, the composition of which varies according to the quantity of water present.

Ceric Nitrate. The normal salt is not known, but when a solution of the hydrated dioxide in nitric acid containing calcium nitrate is evaporated, long red crystals of a *basic nitrate* $\text{Ce}(\text{NO}_3)_3 \cdot \text{OH} \cdot 3\text{H}_2\text{O}$ are obtained.¹ If potassium nitrate be added to the acid solution, and the liquid allowed to crystallise in a vacuum over lime, yellow, glistening six-sided prisms are deposited, having the composition $2\text{Ce}(\text{NO}_3)_4 \cdot 2\text{KNO}_3 \cdot 3\text{H}_2\text{O}$. Ceric nitrate also forms double salts with other nitrates.

Cerium Carbide, CeC_2 , is obtained by heating cerium dioxide with sugar charcoal in the electric furnace, and forms a reddish-yellow transparent crystalline substance. On treatment with water it yields a mixture of 75 per cent. of acetylene, 4 per cent. of ethylene and 21 per cent. of methane.²

Cerium Silicide, CeSi_2 , is obtained when cerium dioxide is heated with silicon in the electric furnace.³ It forms small crystals having a steely lustre and a specific gravity of 5.67.

DETECTION AND ESTIMATION OF CERIUM.

363 The spark-spectrum of cerium contains a number of bright lines, of which the brightest and most characteristic lie in the green and blue. A characteristic reaction for the cerium compounds is the precipitation of red ceric hydroxide when sodium hypochlorite is added to a colourless cerous salt; this dissolves in warm hydrochloric acid with evolution of chlorine. The other reactions have already been described.

In order to estimate cerium quantitatively the solution is precipitated with caustic potash, and the washed and dried precipitate heated in the air in order to convert it into the

¹ Meyer and Jacoby, *Zeit. anorg. Chem.* 1901, **27**, 359.

² Moissan, *Compt. Rend.* 1896, **122**, 357; 1897, **124**, 1233; Muthmann, Hofer, and Weiss, *Annalen*, 1902, **320**, 231.

³ Sterba, *Compt. Rend.* 1902, **135**, 170.

dioxide, or it is precipitated as the oxalate and converted into the dioxide by heating.

The *Atomic Weight* of cerium has been determined by several chemists. Bunsen¹ and Rammelsberg² found the number 137, and Brauner³ and Robinson⁴ the number 139.2. Still more recently Brauner,⁵ by the analysis of cerium oxalate and sulphate, again obtained the number 139.2 (H = 1), 140.25 (O = 16).

PRASEODYMIUM, Pr = 139.4 (H = 1).
= 140.5 (O = 16).

364 The substance originally described as didymia by Mosander (p. 761) was found by Lecoq de Boisbaudran in 1879 to contain the oxide of another element, named by him samarium, from which it was separated by repeated fractional precipitation with ammonia. Didymia, freed from samaria, was then looked on as an individual substance until in 1885 Welsbach⁶ succeeded in resolving it into the oxides of two distinct elements, which he termed praseodymium and neodymium. This was accomplished by the oft repeated fractional crystallisation, from a strong nitric acid solution, of the double nitrate of the metal with ammonium, or, in the last stage of the process, sodium nitrate. The separation can also be effected by means of the double magnesium nitrate (Drossbach) or the sulphate.⁷

These two substances have not up to the present been further resolved and appear to be true elements. They resemble one another closely in their chemical properties, but their salts differ very strikingly in colour, those of praseodymium being green and those of neodymium rose-coloured. The proportions present in the old didymium are about 1 of praseodymium to 2 of neodymium.

Praseodymium has been prepared by Muthmann and Weiss by the electrolysis of the chloride. It has a yellowish colour and is unaffected by air, melts at 940° and has the sp. gr. 6.4754.

Praseodymium and Oxygen. This metal readily forms a *dioxide*,

¹ *Annalen*, 1853, **86**, 265 ; 1858, **105**, 40.

² *Pogg. Ann.* 1859, **108**, 40.

³ *Journ. Chem. Soc.* 1885, 879 ; *Chem. News*, 1895, **71**, 283.

⁴ *Proc. Roy. Soc.* 1884, **37**, 150.

⁵ Brauner and Batěk, *Zeit. anorg. Chem.* 1903, **34**, 103 ; Brauner, *Zeit. anorg. Chem.* 1903, **34**, 207.

⁶ *Monatsh.* 1885, **6**, 477.

⁷ Muthmann and Rölig, *Ber.* 1898, **31**, 1718.

PrO_2 , which is obtained pure¹ by heating the nitrate with potassium nitrate at 400–450°. It is a black powder which yields chlorine with hydrochloric acid, is reduced by hydrogen peroxide, and in acid solution oxidises cerous to ceric salts and manganous salts to permanganic acid. No stable salts derived from this oxide are known.

The *sesquioxide*, Pr_2O_3 , is obtained by heating the dioxide or one of the intermediate oxides in hydrogen, and is a light green powder which readily dissolves in acids forming characteristic green salts. When this oxide or a salt of the metal with a volatile acid is heated, a dark coloured oxide is formed, the composition of which is intermediate between Pr_2O_3 and PrO_2 and varies with the conditions of formation. Various formulæ have been ascribed to this substance, such as Pr_4O_7 , Pr_5O_9 and Pr_6O_{11} .

The *hydroxide*, $\text{Pr}(\text{OH})_3$, is a light green amorphous powder. A hydrate of a peroxide, Pr_2O_5 , is also known.

Praseodymium Chloride, PrCl_3 , is a pale green crystalline mass, melting at 818°, which is very readily soluble in water and alcohol and yields a hydrate with $7\text{H}_2\text{O}$.

Praseodymium Sulphate, $\text{Pr}_2(\text{SO}_4)_3$, crystallises with $8\text{H}_2\text{O}$ and forms green monoclinic crystals. Hydrates with 5, 12 and $15\frac{1}{2}$ H_2O are also known.

Praseodymium Nitrate, $\text{Pr}(\text{NO}_3)_3 \cdot 6\text{H}_2\text{O}$, crystallises in long needles and forms the double ammonium salt $\text{Pr}(\text{NO}_3)_3 \cdot 2\text{NH}_4\text{NO}_3 \cdot 4\text{H}_2\text{O}$.

The hydride, carbide, sulphide and nitride resemble those of lanthanum in chemical properties.

Praseodymium is best detected by means of its absorption spectrum, which contains 5 bands, the maxima of which are situated at wave-lengths 596·8, 589·5, 481·2, 469·3 and 444·7 (Brauner). The oxide acts as an exciter of the phosphorescence of colourless oxides such as lanthana and yttria.

NEODYMIUM, Nd = 142·5 (H = 1).
= 143·6 (O = 16).

365 Neodymium salts are very difficult to prepare free from samarium, but this was accomplished by Demarçay² in 1898.

Neodymium has a yellowish colour and slowly tarnishes in the air. It melts at 840° and has the sp. gr. 6·9563.

¹ Brauner, *Proc. Chem. Soc.* 1901, 66.

² *Compt. Rend.* 1898, 126, 1039.

Neodymium and Oxygen. The only stable *oxide*, Nd_2O_3 , which is a blue powder, and is ignited in the air. The unstable *dioxide*, NdO , is formed by the action of heat on the oxalate and nitrate in the presence of oxygen.

The salts of neodymium are derived from the oxides and are of a rose to violet-red colour.¹ The *chloride* melts at 785° . The *sulphate* is much less soluble than the corresponding praseodymium salt, whilst the *double ammonium nitrate* is more soluble than the corresponding praseodymium salt.

The absorption spectrum contains more than 10 bands, of which, of wave-length $469\cdot1$, almost coincide with the praseodymium bands. Like praseodymium, it shows phosphorescence in other colourless earths. The oxide, when heated, especially in presence of other oxides, gives a phosphorescence which yields a discontinuous spectrum, a phenomenon which was also observed with the old didymium oxide.

SAMARIUM $\text{Sm} = 149\cdot2$ ($\text{H} = 1$)
 $= 150\cdot3$ ($\text{O} = 16$)

366 This element was discovered in samarskite by Boisbaudran in 1879, but its compounds were not quite free from europium and gadolinium in 1880 and Lacombe² by the fractional crystallisation of magnesium nitrates to which the corresponding europium had been added. In addition to the salts of the element samarium forms a subchloride, SmCl_2 , which is a compound of this type formed by any of the rare earths.

Metallic samarium is of a whitish-grey colour, melts at $1,400^\circ$, has the sp. gr. of about $7\cdot7$, and tarnishes in the air. The *oxide*, Sm_2O_3 , has a faint yellow colour and does not form a higher oxide when heated in the air. The salts are all coloured and show a faint absorption spectrum, the bands being in the blue or violet. A large number of compounds have been described by Cleve.³ The *chloride*, SmCl_3 , is white, melts at 686° and forms a hydrate which crystallises in large yellow tablets. The *subchloride*

¹ See Matignon, *Ann. Chim. Phys.* 1906, [8], 8, 243; 142, 276; Matignon and Trannoy, *Compt. Rend.* 1906, 142, 276.
² *Compt. Rend.* 1904, 138, 1166. ³ *Bull. Soc. Chim.*

formed when the chloride is heated in dry hydrogen or ammonia or with aluminium powder.¹ It is a reddish-brown crystalline mass which dissolves in water, forming a red-brown solution which decomposes with evolution of hydrogen and becomes colourless.

EUROPIUM, Eu = 150.9 (H = 1).
= 152 (O = 16).

367 The salts of this element were first obtained from Lecoq de Boisbaudran's samarium by Demarçay (1896) and were first prepared pure by Urbain and Lacombe (1904). The separation from samarium is effected by the prolonged fractional crystallisation from nitric acid of the magnesium double nitrates in presence of bismuth nitrate, the double magnesium nitrate of which is intermediate in solubility between the other two. The oxide, Eu_2O_3 , and the salts have a faint pink colour, and the latter show a faint absorption spectrum. The spark spectrum is brilliant and characteristic. Europium occurs in very small quantities, monazite sand containing only 0.02 per cent. Its presence has been detected in the sun and certain stars.²

GADOLINIUM. Gd = 154.8 (H = 1).
= 156 (O = 16).

368 This element was discovered in 1880 by Marignac³ in samarskite, and its salts were first prepared free from europium and terbium by Urbain and Lacombe.⁴ The oxide, Gd_2O_3 , is white and the salts are colourless and do not show absorption bands.⁵

TERBIUM. Tb = 158 (H = 1).
= 159.2 (O = 16).

369 The existence of the earth originally called erbia by Mosander was denied by Berlin (1860), and by Bahr and Bunsen (1866), but was confirmed by Delafontaine (1878) and by Marignac. It then received the name of terbia, the designa-

¹ Matignon and Cazes, *Ann. Chim. Phys.* 1906, [8], 8, 417.

² Lunt, *Proc. Roy. Soc.* 1907, 79, A, 118.

³ *Ann. Chim. Phys.* 1880 [5], 20, 535.

⁴ See also Urbain, *Compt. Rend.* 1905, 140, 583.

⁵ Benedicks, *Zeit. anorg. Chem.* 1900, 22, 393.

tion erbia having been in the meanwhile applied to the rose-red earth described below. It was afterwards found that all these preparations consisted mainly of gadolinium, and pure terbium compounds were first obtained by Urbain¹ by fractionating the nickel double nitrates, the ethyl sulphates, or a mixture of bismuth nitrate with the nitrates of the terbium earths. According to Urbain, terbium forms a white oxide, Tb_2O_3 , and a dark brown peroxide, which appears to have the composition Tb_4O_7 , and is obtained by igniting the oxalate. The salts are colourless and show no absorption spectrum. The presence of terbia in gadolinia renders the latter yellow.

	H = 1	O = 16
DYSPROSIUM, Dy	161.3	162.5
HOLMIUM, Ho ...	159.8	161
ERBIUM, Er ...	164.7	166
THULIUM, Tm ...	169.7	171

370 The terbia originally isolated from crude yttria by Mosander subsequently received the name of *erbia* (Berlin), and has been shown by Soret, Cleve, Thalén and Lecoq de Boisbaudran to consist of at least four earths, the true *erbia*, *holmia*, *thulia* and *dysprosia*. The salts of all these show absorption bands, but it is doubtful whether any one of the four, with the possible exception of dysprosia,² is an individual substance.³ Erbium forms a rose-coloured oxide and salts of the same colour, which in solution show absorption bands, whilst the salts of dysprosium are green or yellow.

YTTERBIUM. Yb = 171.7 (H = 1).
= 173 (O = 16).

* 371 This element was discovered by Marignac in gadolinite in 1878,⁴ and was separated from scandium by Nilson in 1880. It forms one *oxide*, Yb_2O_3 , which is white; its salts are colour-

¹ *Compt. Rend.* 1905, **141**, 521; 1906, **142**, 957; *J. Chim. Phys.* 1906, **4**, 31, 105.

² Urbain, *Compt. Rend.* 1906, **142**, 785; **143**, 592.

³ Compare *Zeit. anorg. Chem.* 1892, **3**, 353, 407.

⁴ *Compt. Rend.* 1878, **87**, 578.

less and yield no absorption bands, but the spark spectrum is characteristic (Thalén). The chloride forms colourless deliquescent crystals containing $6\text{H}_2\text{O}$ and melting at $150\text{--}155^\circ$. The anhydrous chloride sublimes when heated.¹ The double sulphate is soluble in potassium sulphate solution.

Doubts as to the individuality of the ytterbium compounds have been expressed by Auer von Welsbach.²

¹ Matignon, *Ann. Chim. Phys.* 1906, [8], 8, 440.

² *Anz. Wien. Akad.* 1905, No. 10, 122.

GROUP IV.

<i>Sub-group (a).</i>	<i>Sub-group (b)</i>
Carbon.	Silicon.
Titanium.	Germanium.
Zirconium.	Tin.
(Cerium).	Lead.
Thorium.	

372 In this group there is no well-defined division of the elements composing it into two distinct sub-groups, such as is noticeable in the others of the first seven groups, and the differences observable between the members of the odd and even series are only of minor importance.

Cerium probably belongs to this group, but as its chemistry is so intimately connected with that of the other members of the group of rare earth metals it has been described along with them (p. 774).

The first two members of this group, carbon and silicon, have already been described among the non-metallic elements. Both exist in the amorphous and crystalline states, silicon melting only at a very high temperature, whilst carbon has not yet been melted, although it volatilises at the highest attainable temperatures. The remaining elements have all metallic properties, and, with the exception of tin and lead, possess high melting points; in the compact state they undergo at most a surface oxidation in the air at the ordinary temperature, but when strongly heated readily combine with oxygen, and, except in the case of lead, the oxide formed in presence of an excess of oxygen is the *dioxide*. The dioxides of the members having the lower atomic weights, including those of carbon and silicon, behave chiefly as acid-forming oxides, but they become more basic as the atomic weight of the element increases. These oxides correspond in each case with a series of salts in which

the element is tetravalent, and, except in the case of lead, this series includes the most important compounds. Lead in its most characteristic compounds is divalent, and, as is so frequently the case with elements having a high atomic weight, it presents many resemblances to the elements having the next lowest and next highest atomic weights, viz., thallium and bismuth.

A very characteristic series of double salts with the alkali haloids is yielded by the tetrahalogen derivatives of most of these elements, the double fluorides, which have the general formula $M^I_2M^{IV}F_6$, being the most important. In the case of silicon, titanium, germanium, zirconium and tin, these compounds are isomorphous, but this appears not to be the case with the thorium compound. The corresponding salt of lead has not been prepared, but an acid salt, $PbF_4 \cdot 3KF \cdot HF$, exists, which is isomorphous with the analogous tin salt, $SnF_4 \cdot 3KF \cdot HF$.

Carbon is distinguished from all other elements by the property possessed by its atoms of uniting together in open or closed chains, forming nuclei, which may contain as many as sixty atoms, and which, in combination with the other elements, give rise to the immense number of carbon compounds. The same property is observable to a very small extent in silicon, but not in the other members of the group. In addition to the typical elements, carbon and silicon, only germanium, tin and lead, *i.e.*, the members of the "odd" series, yield organo-metallic derivatives.

THE TITANIUM GROUP

TITANIUM, $Ti = 47.7$ ($H = 1$).
 $= 48.1$ ($O = 16$).

373 The Rev. William Gregor¹ in 1789 discovered a new metal contained in the mineral menachanite or ilmenite, occurring in Cornwall. In 1795 Klaproth investigated the composition of the mineral rutile, and discovered in it a new metal to which he gave the name of titanium. In a subsequent investigation of ilmenite, in 1797, he found that the metal which that mineral contained was titanium. Klaproth found that rutile consisted

¹ *Crell. Ann.* 1791.

mainly of titanium dioxide, but he did not succeed in obtaining the oxide in the pure state, this having been first done in 1821 by Rose.

Titanium is a comparatively rare element in the metallic state. It occurs as the dioxide in several minerals, rutile, brookite, and anatase, which are its crystalline forms, and also in combination with iron and ferric oxides in titaniferous iron ore or ilmenite, FeTiO_3 ; in lime and oxide of iron in perovskite, $(\text{Ca}, \text{Fe})\text{TiO}_3$; in titanite or sphene, CaTiSiO_5 ; schorlomite, $\text{CaTi}_2\text{SiO}_7$; and keilhauite, $\text{CaY}(\text{Ti}, \text{Al}, \text{Fe})\text{SiO}_5$. Magnetite frequently contains larger or smaller quantities of titanium oxide, and this titanium finds its way into many iron slags and pig-irons. Titanium occurs in several other minerals, and traces have been found in basalt, in many amphiboles and micas, and hence it occurs in most fertile soils, in many clays, and in certain mineral waters. It has been found in animal flesh and bone,¹ and occurs in the ashes of peats,³ whilst its presence has been detected in meteorites, and it forms an important constituent of the atmosphere.

Preparation of Metallic Titanium.—It appears that whether metallic titanium has yet been obtained in the pure condition; the usual methods for the reduction of titanium, such as heating with metallic sodium and potassium, yield products which still contain considerable quantities of titanium monoxide, and the product obtained by the reduction of titanium on halogen derivatives of titanium also contains small quantities of the monoxide, formed by the action of the moisture present, and of the nitride, obtained by the union of the metal with nitrogen, which it is a matter of course completely to exclude. Owing to the extreme stability which titanium and nitrogen combine at high temperatures, the metallic appearance of the nitride, this compound was taken by the earlier investigators for the metal itself, and also the compound which it forms with carbon and silicon, known as titanium cyanonitride.

The nearest approach to the pure element has

¹ Baskerville, *J. Amer. Chem. Soc.* 1899, **21**, 1099.

² Wait, *J. Amer. Chem. Soc.* 1896, **18**, 402; Lippmann,

³ Baskerville, *J. Amer. Chem. Soc.* 1899, **21**, 402.

by Moissan, who fused carbon with an excess of titanium dioxide at a very high temperature in the electric furnace. Three distinct layers are found in the solidified product, the uppermost consisting of titanium containing about 5 per cent. of carbon, the second of the nitride, and the third of titanium monoxide. If the top layer be heated again with an excess of titanium dioxide the quantity of carbon is reduced to 2 per cent., and the product is free from nitrogen and silicon.¹ Thus prepared titanium has a brilliant white fracture and is hard enough to scratch rock crystal and steel, but is extremely friable. It has a specific gravity of 4.87, and on heating combines with the halogens and oxygen with incandescence. It dissolves in cold dilute sulphuric acid with evolution of hydrogen and also in hot concentrated hydrochloric acid, aqua regia, and more slowly in nitric acid, and decomposes steam at 700-800°. Moissan² has distilled this titanium in the electric furnace by the use of a current of great intensity, the metal condensing in small crystals.

Nilson and Pettersson³ prepared metallic titanium by enclosing the requisite quantities of titanium tetrachloride and sodium in an air-tight cylinder of mild steel, and exposing the latter to a red heat. The metal is thus obtained in yellow scales, which have frequently a bluish surface colour. These, however, still contain a considerable quantity of oxygen, probably as the monoxide. A still less pure product is obtained by heating potassium titanofluoride with sodium; the amorphous powder thus obtained resembles reduced iron in appearance and contains oxygen and usually nitrogen in addition.

Titanium combines with nitrogen with extreme readiness, in this respect resembling boron and magnesium; the reaction commences at about 800°, and the nitride is also formed together with the oxide when the metal burns in the air.

¹ Moissan, *Compt. Rend.* 1895, 120, 290.

² *Compt. Rend.* 1906, 142, 673.

³ *Zeit. physikal. Chem.* 1887, 1, 25.

TITANIUM COMPOUNDS

TITANIUM AND OXYGEN.

374 Titanium combines with oxygen to form oxides, the most important being:

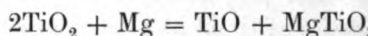
Titanium dioxide, TiO_2 .

Titanium sesquioxide, Ti_2O_3 .

Titanium peroxide, TiO_3 .

In addition to these the monoxide, TiO , has been described; the existence of the last three is, however, not described; the existence of the last three is, however, not described;

Titanium Monoxide, TiO , is obtained in the form of prismatic crystals by heating the dioxide strongly in a furnace,¹ and is also formed, together with magnesia, when titanium dioxide is heated with the requisite amount of magnesium powder:²



Titanium Sesquioxide, Ti_2O_3 , is obtained by heating titanium dioxide in a current of hydrogen gas. The same oxide may also be obtained as a copper-coloured, lustrous crystalline mass, by heating the trichloride and oxychloride of titanium, by passing a current of hydrogen and the vapour of titanium tetrachloride over white-hot titanium dioxide. It is not attacked by hydrochloric acid, but sulphuric acid dissolves it, forming a violet solution (Ebelmen).

The *hydrated sesquioxide* is formed by digesting titanium dioxide in hydrochloric acid with metallic iron at 20° — 40° ; the solution attains a violet-blue colour, and when poured into aqueous ammonia yields a dark-brown precipitate of titanous hydroxide (Fuchs). The hydroxide is also formed when a solution of the trichloride is precipitated with ammonia.

When titanium sesquioxide is shaken with hydrogen peroxide in the presence of oxygen it is oxidised to the dioxide. The amount of oxygen absorbed is more than is necessary for the formation of the dioxide; hydrogen peroxide is formed in amount corresponding to the whole of the oxygen absorbed. Water must be present.

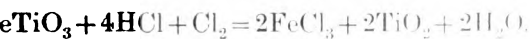
¹ Moissan, *Compt. Rend.* 1892, **115**, 103.

² Winkler, *Ber.* 1890, **23**, 2658.

the reaction, and the phenomenon is probably a case of
 on (see Vol. I., p. 247). In the same way, when
 oxide is oxidised by a solution of chromic acid in the
 of potassium iodide, or by potassium permanganate
 presence of tartaric acid, titanous acid is formed, and at
 time oxidation of the potassium iodide or tartaric
 brought about.¹

Titanous Dioxide, TiO_2 , is trimorphous, occurring as three
 minerals, rutile, anatase, and brookite. Rutile crys-
 tetragonal prisms, having a specific gravity of 4.18-4.25,
 as with those of tin dioxide or cassiterite, and possess-
 adamantine lustre and a brown or reddish colour.
 crystallises in a totally different form of the tetragonal
 a specific gravity of 3.82-3.95, and a brown or black
 brookite crystallises in flat rhombic prisms and has
 gravity of 3.86-4.23.

ous titanium dioxide is obtained by the decomposition
 s titanium chloride by ammonia, the precipitate
 ed, dried, and ignited; or it may be directly prepared
 or titanous iron-ore. In order to prepare the pure
 rutile, the finely-powdered mineral is fused with
 s its weight of potassium carbonate, the solidified
 ered and dissolved, in a platinum vessel, in dilute
 c acid, potassium titanofluoride being thus formed
 ferric oxide left free from titanium. The mass is
 ed with sufficient water to dissolve the whole of
 am double salt, the liquid boiled and filtered hot.
 , the mass of the titanofluoride crystallises out, and
 washing with cold water, may be purified by re-
 ion. The titanofluoride is then dissolved in hot
 the titanium precipitated by ammonia as titanous
 containing ammonia, which on ignition yields pure
 dioxide (Wöhler). Pure titanous oxide may also be
 om titanous iron-ore in a similar manner, or by fusing
 assium bisulphate, or by igniting it in a mixture of
 d hydrochloric acid when ferric chloride is volatilised
 d Guérin):



ous titanium dioxide is a white, tasteless powder
 n gently heated has a lemon-yellow colour, and when

¹ Manchot and Richter, *Ber.* 1906, 39, 320, 488.

strongly ignited appears brown. It has a sp from 3.89 to 3.95, and when very strongly h to 4.25.

When it is heated with microcosmic salt (EL borax (G. Rose) for some time to a white heat rutile are obtained, which have a specific Crystalline titanium dioxide can also be obtained the gases obtained by decomposing molten perfluoride with hydrogen chloride through a hot into which a current of moist air and hydrogen. In this way Hautefeuille¹ has shown that by temperature not exceeding the boiling point of anatase is produced, the crystals of which have a of 3.7 to 3.9; at a temperature of about 1. coloured rhombic crystals of brookite are obtained a specific gravity of 4.1, and closely resemble those from Miask. At still higher temperatures again reduced, so that this last is the only form which high temperature, and in an acid or moist atmosphere.

At the temperature of the oxy-hydrogen dioxide fuses, forming a thin liquid, which solidifies into a crystalline mass.

In its chemical properties titanium dioxide resembles the corresponding silicon dioxide, behaving as an acid. It is insoluble in water, hydrochloric acid and nitric acid, although it dissolves when digested for a long time in hot concentrated sulphuric acid. The amorphous form fuses on fusion with alkalis or alkali carbonates, and when strongly ignited, forming the titanates, and also in fused potassium hydrogen sulphate, yielding a compound which dissolves perfectly in warm water. When this compound is treated with water the hydrated dioxide is precipitated. Titanium dioxide belongs to the most important series of titanium compounds. The metal is tetravalent.

Titanic Acid and the Titanates.—As is the case with the analogous silicic acid, several hydrates of titanium are known. There appears to be little doubt that the hydrates *orthotitanic acid*, $Ti(OH)_4$, and $TiO(OH)_2$, exist, but in addition others have been described containing quantities of water intermediate between

¹ *Ann. Chim. Phys.* 1865 [4], 4, 129.

² Friedel and Guérin, *Bull. Soc. Chim.* 1874,

required for these two formulæ, and also with less than that required by the latter formula. These may possibly be the hydrates corresponding to the complex titanic acids, but they have not been obtained of sufficiently definite composition to enable this to be ascertained.

Orthotitanic Acid, $\text{Ti}(\text{OH})_4$, is obtained by adding an alkali to a cold hydrochloric acid solution of a titanate, and forms a voluminous white precipitate which is soluble in dilute hydrochloric acid and sulphuric acid and loses water on drying, forming other hydrates. When heated it is converted into the anhydride, the reaction being accompanied by evolution of light. When allowed to remain under water it is gradually converted into metatitanic acid.¹

Metatitanic Acid, $\text{TiO}(\text{OH})_2$, is obtained by boiling a solution of orthotitanic acid in hydrochloric acid, or by the action of nitric acid of specific gravity 1.25 on titanium. It is insoluble in acids with the exception of concentrated sulphuric acid. When heated it is converted into the anhydride without evolution of light.

The other hydrates are frequently also spoken of as "ortho" or "meta" acids, according as they are soluble or insoluble in dilute acids.

By the dialysis of a hydrochloric acid solution of orthotitanic acid, Graham obtained a solution of colloidal titanic acid, and v. der Pfordten has also obtained the acid as a colourless jelly.²

Potassium Titanate, K_2TiO_3 , is formed as a yellow, fibrous mass when the dioxide is fused with potassium carbonate. On boiling titanic acid with caustic potash and evaporating the solution, colourless, readily soluble prisms of $\text{K}_2\text{TiO}_3 \cdot 4\text{H}_2\text{O}$ are deposited. When a hydrochloric acid solution of titanic acid is precipitated with potassium carbonate, an amorphous precipitate of potassium trititanate, $\text{K}_2\text{Ti}_3\text{O}_7 \cdot 2\text{H}_2\text{O}$, is thrown down, and this in presence of hydrochloric acid is converted into a hexatitanate, $\text{K}_2\text{Ti}_6\text{O}_{13} \cdot 2\text{H}_2\text{O}$. The fused anhydrous normal salt, when treated with water in excess, also yields a trititanate, $\text{K}_2\text{Ti}_3\text{O}_7 \cdot 3\text{H}_2\text{O}$, as a fine crystalline powder.

Calcium Titanate, CaTiO_3 .—This occurs in the Urals, in the valley of Zermatt in Switzerland, and at Magnet Cove, Arkansas, as the mineral perovskite, which contains in addition 1 to 6 per cent. of ferrous oxide, as well as traces of manganese and magnesium. It forms rhombic crystals having a metallic or ada-

¹ Wagner, *Ber.* 1888, 21, 960.

² *Annalen*, 1887, 237, 213.

mantine lustre, a yellow or iron-black colour, gravity of 4.0. The crystals can be artificially obtained by strongly igniting a mixture of titanium dioxide and calcium carbonate (Ebelmen).

Calcium Titanosilicate, CaTiSiO_5 , is found as titanite in brown, green, or black monoclinic crystals with adamantine or resinous lustre and a specific gravity of 3.56, occurring imbedded in granite, gneiss, and granular limestone. Titanite can be obtained artificially by fusing calcium chloride with titanium dioxide. The mineral guarinite has the same composition as titanite, but is found in tetragonal crystals, having a specific gravity of 3.56, and small cavities in a greyish trachyte at Monte S. Angelo.

Ilmenite, or *Titanic Iron-ore*, FeTiO_3 .—This mineral, in which titanium was first discovered, occurs in black crystals, distributed, and crystallises in black hexagonal prisms. One of its most important localities is Krageroe, in Norway. Other localities are also found at Warwick Co., New York, and deposits occur at Bay St. Paul, in Canada. Ilmenite is found in the finely-divided state as sand on the coast of the Mersey opposite Liverpool, in New Zealand. Its specific gravity ranges from 4.5 to 5 and its lustre is metallic. It is a variable one. It was thought to be an isomorphous compound of the sesquioxides of titanium and iron, but is now considered as a derivative of titanium dioxide. Many ilmenite ores contain magnesia,¹ and the formula has sometimes been given as $(\text{Fe},\text{Mg})\text{O},\text{TiO}_2$.

Titanium Trioxide, or *Titanium Peroxide*, TiO_2 .—This is obtained by dropping titanium chloride into dilute alcohol, or by heating in a large excess of hydrogen peroxide to the solution. Ammonium carbonate, or potash is then added, and a bright yellow precipitate separates out. The precipitate consists of a hydrate of titanium trioxide, which resists acids, and salts very persistently, and dissolves in hydrochloric acid with evolution of a little chlorine and formation of titanium chloride solution.²

When titanium trioxide is heated at 0° in a stream of hydrogen peroxide, and potash and alcohol are then added, a yellow precipitate of *potassium peroxide hypertitanate*, $\text{K}_2\text{O}_4, \text{TiO}_3, \text{K}_2\text{O}_2$, is obtained, whilst if soda be used in place of potash the compound is $\text{Na}_2\text{O}_4, \text{TiO}_3, \text{Na}_2\text{O}_2$.

¹ Penfield and Foote, *Amer. J. Sci.* 1897 [4], 100.

² Classen, *Ber.* 1888, 21, 370.

has the composition $(\text{Na}_2\text{O}_2)_4\text{Ti}_2\text{O}_7, 10\text{H}_2\text{O}$. These substances are stable at 0° , but lose oxygen at ordinary temperatures.¹

TITANIUM AND THE HALOGENS.

375 *Titanium Trifluoride*, TiF_3 , is obtained as a violet powder by igniting potassium titanofluoride in a current of hydrogen and treating the product with hot water. It combines with ammonium fluoride, forming several double salts.

Titanium Tetrafluoride, TiF_4 , is obtained by the action of fluorine on warm, finely-powdered titanium, or of anhydrous hydrofluoric acid on titanium tetrachloride at 100° – 120° , or on powdered titanium at a red heat,² and also by the action of liquid anhydrous hydrofluoric acid on the tetrachloride.³ It may also be prepared by heating barium titanofluoride to a red heat.⁴ It is a white solid at the ordinary temperature, boils at 284° , and has the specific gravity 2.798 at 20.5° , whilst its vapour density at 444° corresponds with the formula TiF_4 . It is very hygroscopic and dissolves in water to a clear solution, which on evaporation deposits crystals of $\text{TiF}_4, 2\text{H}_2\text{O}$. With dry ammonia it forms the compound $\text{TiF}_4, 2\text{NH}_3$, which sublimes without decomposition and is soluble in water. Titanium tetrafluoride is decomposed by hot sulphuric acid with formation of the dioxide.

When titanium dioxide is dissolved in hydrofluoric acid a syrupy liquid is obtained, which probably contains *hydrogen titanofluoride*, H_2TiF_6 . The *titanofluorides* are isomorphous with the silicofluorides, zirconofluorides, and stannifluorides.

Potassium Titanofluoride or *Potassium Fluotitanate*, K_2TiF_6 .—This salt may be prepared by the action of potassium hydrogen fluoride on a solution of titanium dioxide in excess of concentrated hydrofluoric acid. It crystallises in small lustrous leaflets, which may be recrystallised without change from hydrofluoric acid.⁵ The hydrated salt $\text{K}_2\text{TiF}_6, \text{H}_2\text{O}$ is prepared either by adding potash to aqueous hydrogen titanofluoride (Berzelius), or, according to Wöhler, by fusing titanium dioxide in a platinum crucible with twice its weight of potassium carbonate and

¹ Melikoff and Pissarjewsky, *Ber.* 1898, **31**, 678.

² Ruff and Ipsen, *Ber.* 1903, **36**, 1777.

³ Ruff and Plato, *Ber.* 1904, **37**, 673.

⁴ Emich, *Monatsh.* 1904, **25**, 1907.

⁵ Marchetti, *Zeit. anorg. Chem.* 1895, **10**, 66.

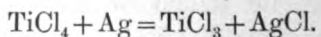
dissolving the fused and pulverised mass, in the requisite quantity of dilute hydrofluoric acid, the potassium salt then crystallises out in shining prisms resembling those of boric acid and belonging to the monoclinic system (Marignac), which may be dried in a vacuum paper and recrystallised from boiling water. It melts at 100° and melts without decomposition. The anhydrous salt may be obtained from the potassium salt by recrystallisation from concentrated hydrofluoric acid (Marchetti). When a warm solution of potassium fluoride is treated with hydrogen peroxide, *potassium hexafluorotitanate*, $\text{TiO}_2\text{F}_2 \cdot 2\text{KF}$, is formed.¹

Sodium Titanofluoride, Na_2TiF_6 , is obtained in the same manner to the preceding salt in hexagonal prisms, isomorphous with sodium silicofluoride (Marignac), containing an excess of hydrofluoric acid deposited in the form of rhombic crystals having the composition $\text{Na}_2\text{TiF}_6 \cdot 2\text{HF}$.

Ammonium Titanofluoride, $(\text{NH}_4)_2\text{TiF}_6$.—Obtained by Berzelius in rhombohedra isomorphous with the corresponding tin compound by neutralising potassium hexafluorotitanate with ammonia. A second ammonium salt of composition $(\text{NH}_4)_2\text{TiF}_6 \cdot \text{NH}_4\text{F}$ separates in the form of rhombic crystals from a solution of the preceding salt in an excess of hydrofluoric acid.

Titanium Dichloride, TiCl_2 , was obtained by Guérin² by passing dry hydrogen at a dull red heat over titanium trichloride. This compound is a light-brown powder, which can be volatilised at a red heat without fusion. It burns like tinder on exposure to air, giving off fumes of titanium tetrachloride and titanium dioxide. It hisses when thrown into water and hydrogen and yielding a yellow liquid.

Titanium Trichloride, TiCl_3 .—When the vapour of titanium tetrachloride mixed with hydrogen is passed over a red-hot tube, dark violet scales of the trichloride are deposited (Marignac). It may also be obtained by heating titanium in a closed tube with molecular silver at 180–



If the mixture thus obtained be heated in a vacuum,

¹ Piccini, *Zeit. anorg. Chem.* 1895, 10, 100.

² *Ann. Chim. Phys.* 1876 [5], 7, 24.

action takes place (Friedel and Guérin). Titanium trichloride has also been obtained by the electrolytic reduction of titanium tetrachloride in dilute hydrochloric acid. The product is a reddish-violet crystalline substance, the crystals of the composition $\text{TiCl}_3 \cdot 6\text{H}_2\text{O}$ being obtained when the resulting liquid is either evaporated in vacuum or precipitated at 0° with dry hydrochloric acid.¹

Titanium trichloride is non-volatile, and on heating decomposes to the dichloride and tetrachloride. When heated in a vacuum, thick vapours of titanium tetrachloride are emitted and titanium dioxide is left behind. It readily deliquesces on exposure to moist air and dissolves in water with evolution of hydrogen, forming a reddish-violet solution.

Titanium trichloride is a powerful reducing agent. Thus when heated with aqueous sulphurous acid, sulphur separates out, nitric acid and the nitrates are reduced by it to ammonia, and the salts of gold, silver, and mercury to the metals. Aqueous solutions of titanium trichloride have been used in volumetric analysis for the estimation of ferric iron, which is reduced to ferrous iron, and also for the analysis of a number of organic matters.²

Double compounds of titanium trichloride with the chlorides of rubidium and caesium have been prepared³ having the compositions $\text{TiCl}_3 \cdot 2\text{RbCl} \cdot \text{H}_2\text{O}$ and $\text{TiCl}_3 \cdot 2\text{CsCl} \cdot \text{H}_2\text{O}$.

Titanium Tetrachloride, TiCl_4 .—Metallic titanium does not combine with chlorine at the ordinary temperature, but when heated it burns in the gas with brilliancy, forming the tetrachloride (Wöhler). According to Friedel and Guérin, titanium is converted in presence of chlorine at a white heat into titanium tetrachloride with evolution of oxygen. The tetrachloride is readily obtained by passing dry chlorine over a heated mixture of titanium dioxide and carbon, whilst it is also formed, together with carbonic oxide and hydrochloric acid, when chlorine is passed over heated titanium dioxide.⁴

It can also be obtained by heating powdered ferrotitanium in a stream of chlorine or by treating ferrotitanium with hydrochloric acid to dissolve out most of the iron, and heating the dried residue of titanic oxide with carbon in a stream of chlorine.⁵ It is

¹ Friedel and Guérin, *Zeit. anorg. Chem.* 1899, 19, 306; Stähler, *Ber.* 1904, 37, 4405;

² Friedel and Guérin, *Ber.* 1903, 36, 166; Knecht and Hibbert, *Ber.* 1903, 36, 1549;

³ Friedel and Guérin, *Ber.* 1903, 36, 166; Knecht and Hibbert, *Ber.* 1903, 36, 1549; Friedel and Guérin, *Ber.* 1904, 37, 4405.

⁴ Renz, *Ber.* 1906, 39, 249.

⁵ Friedel and Guérin, *Bull. Soc. Chim.* 1907 [4], 1, 19.

a mobile, transparent, colourless liquid, having a specific gravity of 1.7604 at 0° (Pierre). It freezes¹ at -23°, and boils at 136.4° (134.8° Emich), its vapour having the normal specific gravity of 6.836 (Dumas). It possesses a penetrating acid smell, and emits dense white fumes on exposure to air.

Titanium tetrachloride is decomposed by an excess of water with formation of titanous acid, which remains dissolved in the aqueous hydrochloric acid simultaneously formed. By careful addition of water it is possible to replace the chlorine atoms one by one by hydroxyl, yielding the compounds TiCl_3OH , $\text{TiCl}_2(\text{OH})_2$ and $\text{TiCl}(\text{OH})_3$.

Titanium tetrachloride yields a large number of crystalline compounds with other chlorides analogous to those formed by stannic chloride.² When dry ammonia gas is passed over titanium tetrachloride it is rapidly absorbed, and a very hygroscopic powder, $\text{TiCl}_4 \cdot 4\text{NH}_3$, is formed which when ignited yields a yellow sublimate of $\text{TiCl}_4 \cdot 3\text{NH}_4\text{Cl}$. Other compounds with ammonia³ have been prepared of the formulæ $\text{TiCl}_4 \cdot 6\text{NH}_3$ and $\text{TiCl}_4 \cdot 8\text{NH}_3$; these are solid bodies which lose ammonia readily in air and on extracting with liquid ammonia yield ammonium chloride and a dark yellow substance, *titanamide*, $\text{Ti}(\text{NH}_2)_4$.

Titanium Oxychloride, $\text{Ti}_2\text{O}_2\text{Cl}_2$, is obtained, together with the trichloride, when a mixture of hydrogen and the vapour of titanium tetrachloride is passed over the ignited dioxide. It forms reddish-brown translucent crystals, which burn when heated in the air with formation of the dioxide and tetrachloride (Friedel and Guérin). Other oxychlorides have also been prepared.

Titanium Tribromide, $\text{TiBr}_3 \cdot 6\text{H}_2\text{O}$, is obtained in unstable, deliquescent, violet-coloured crystals when a solution of titanium tetrabromide in hydrobromic acid is electrolysed, and the liquid then saturated with hydrobromic acid gas.⁴

Titanium Tetrabromide, TiBr_4 , is obtained when hydrobromic acid is passed over the chloride⁵ as an amber-yellow hygro-

¹ Emich, *Monatsh.* 1904, **25**, 907.

² See Rosenheim and Schütte, *Zeit. anorg. Chem.* 1901, **26**, 239; Ruff and Ipsen, *Ber.* 1903, **36**, 1777.

³ Stähler, *Ber.* 1905, **38**, 2619. See also Rosenheim and Schütte, *Zeit. anorg. Chem.* 1901, **26**, 239.

⁴ Stähler, *Ber.* 1904, **37**, 4405.

⁵ Thorpe, *Journ. Chem. Soc.* 1885, 126.

scopic, finely crystalline mass which has a specific gravity of 2.6, melts at 39°, and boils at 230°.¹

Titanium Tri-iodide, $TiI_3 \cdot 6H_2O$.—Deliquescent, violet crystals of this composition are formed by the electrolytic reduction of a solution of the tetra-iodide in hydriodic acid.²

Titanium Tetra-iodide, TiI_4 , is produced when iodine vapour is passed over heated titanium (Weber); also when dry hydriodic acid is passed into titanium tetrachloride, which is gradually heated up to its boiling-point. The small quantity of free iodine giving a violet tinge may be removed by three or four distillations in a stream of hydrogen (Hautefeuille). A third process consists in passing the vapour of titanium tetrachloride mixed with hydrogen and iodine vapour through a tube heated to redness. Titanium tetra-iodide forms a brittle mass having a reddish-brown colour and metallic lustre. It melts at 150° to a yellowish-brown liquid, which solidifies on cooling in fine octahedral crystals. It distils without decomposition at a temperature slightly above 360°, giving rise to orange-coloured vapours. The specific gravity of its vapour at 440° has the normal value of 18.054. It fumes strongly in the air and dissolves readily in water.

TITANIUM AND SULPHUR.

376 Titanium combines with sulphur to form the sulphides, TiS_2 , Ti_2S_3 , and TiS , corresponding to the oxides of the metal.

Titanium Disulphide, TiS_2 , is obtained by passing a mixture of titanium tetrachloride vapour and sulphuretted hydrogen through an ignited tube, and forms large brass-yellow lustrous scales, closely resembling mosaic gold. It burns when ignited in the air, yielding titanium dioxide and sulphur dioxide.

Titanium Sesquisulphide, Ti_2S_3 , is formed by passing a mixture of moist sulphuretted hydrogen and carbon bisulphide vapour over titanium dioxide heated to bright redness,³ or by igniting the disulphide in a current of an indifferent gas,⁴ and forms a greenish-black or grey powder.

Titanium Monosulphide, TiS , is prepared by heating either of the foregoing compounds in a current of hydrogen and is a lustrous substance resembling bismuth.

¹ Duppa, *Proc. Roy. Soc.* 1857, **8**, 42.

² Stähler, *Ber.* 1904, **37**, 4405.

³ Thorpe, *Journ. Chem. Soc.* 1885, 491.

⁴ v. d. Pfordten, *Annalen*, 1886, **234**, 290.

Titanium Sesquisulphate, $Ti_2(SO_4)_3 \cdot 8H_2O$.
 dissolving the metal in dilute sulphuric acid. On concentration assumes a fine blue coloration. On further concentration small tufts of crystals (Glatzel).¹ By repeated evaporation in vacuo of a solution of titanium trichloride with sulphuric acid, violet crystals of the composition $3Ti_2(SO_4)_3 \cdot 18H_2O$ are obtained, and the same compound is also obtained by the electrolysis of a solution of titanium tetrachloride in concentrated sulphuric acid. This substance forms a hydrate in water, and on repeated evaporation with concentrated sulphuric acid in absence of air, yields the anhydrous sesquisulphate, an insoluble green crystalline powder (Stähler). The sesquisulphate is decomposed by heat into sulphuric acid, titanium trioxide and titanium dioxide. It forms anhydrous sesquisulphate, $Cs_2SO_4 \cdot Ti_2(SO_4)_3 \cdot 24H_2O$, which crystallizes in prisms, and a similar alum with rubidium sulphate, $Rb_2SO_4 \cdot Ti_2(SO_4)_3 \cdot 24H_2O$, and a similar alum with sodium sulphate, $Na_2SO_4 \cdot Ti_2(SO_4)_3 \cdot 24H_2O$, has also been obtained. The sesquisulphate forms violet acid salts with rubidium and ammonium, and the compounds $3Ti_2(SO_4)_3 \cdot Rb_2SO_4 \cdot 24H_2O$ and $3Ti_2(SO_4)_3 \cdot (NH_4)_2SO_4 \cdot 18H_2O$ (Stähler).

Normal Titanium Disulphate, $Ti(SO_4)_2 \cdot 3H_2O$.
 is obtained by the oxidation of the sesquisulphate with nitric acid. On evaporation remains as a transparent yellow crystalline mass, or an amorphous mass. The sulphate forms double salts, e.g. $K_2SO_4 \cdot (TiSO_4)_2 \cdot 3H_2O$; $Ti(SO_4)_2 \cdot CaSO_4$, etc.⁴

Basic Titanium Sulphate, $(TiO)SO_4$, is obtained by dissolving dry titanic acid in boiling water, and on evaporating,⁵ whilst crystals of $(TiO)SO_4 \cdot 5H_2O$ are obtained by boiling titanic acid with alcoholic sulphuric acid and evaporating.⁶ Several other basic sulphates have been obtained by heating titanium dioxide with sulphuric acid at different temperatures.

¹ Compare Stähler, *Ber.* 1905, **38**, 2619.

² Piccini, *Gazzetta*, 1895, **25** (ii), 542; *Zeit. anorg. Chem.* 1907, **54**, 157.

³ Spence and Son, German Patent, 149,602 (1904).

⁴ Weinland and Kühl, *Zeit. anorg. Chem.* 1907, **54**, 157.

⁵ Merz, *J. pr. Chem.* 1866, **99**, 157.

⁶ Rosenheim and Schütte, *Zeit. anorg. Chem.* 1901, **28**, 157.

⁷ Blondel, *Bull. Soc. Chim.* 1899 [3], **21**, 262.

TITANIUM AND NITROGEN.

377 Titanium is one of the elements which very readily combine with nitrogen, and several compounds of these two elements are known.

Normal Titanium Nitride, Ti_3N_4 , is obtained as a copper-coloured substance by heating ammonio-chloride of titanium, $TiCl_4 \cdot 4NH_3$, by itself (H. Rose), or better in a stream of ammonia gas.¹ This was originally supposed to be metallic titanium, but Wöhler² proved that it consisted of a nitride of titanium having the above composition.

Titanium Dinitride, TiN_2 , is obtained as a dark-blue powder, having a copper-red lustre, resembling sublimed indigo, by strongly igniting titanium dioxide in a current of ammonia gas (Wöhler).

Titanium Mononitride, TiN or Ti_2N_2 , is obtained by heating titanium dioxide very strongly in the electric furnace in presence of nitrogen, and is a bronze-yellow mass which has a specific gravity of 5.18 and is hard enough to scratch rubies and cut diamonds.³

TITANIUM AND CARBON.

378 *Titanium Carbide*, TiC , is prepared by fusing titanium dioxide with an excess of carbon, or with calcium carbide in the electric furnace, and is thus obtained as a mass having a crystalline fracture, and a specific gravity of 4.25; it is not attacked by hydrochloric acid, is only slowly dissolved by aqua regia, and does not decompose steam at 700° . In other respects it closely resembles metallic titanium, but burns more readily in oxygen.⁴

Steel-grey crystals of titanium carbide have also been obtained from cast iron prepared from ores containing titanium.⁵

Titanium Cyanonitride.—When iron ores containing titanium are reduced in the blast-furnace small brilliant copper-coloured cubes, which are hard enough to scratch glass and are almost infusible, are found in cavities both of the slag and of the metal.

¹ Liebig, *Pogg. Ann.* 1830, 21, 259.

² *Annalen*, 1850, 78, 34.

³ Moissan, *Compt. Rend.* 1895, 120, 290.

⁴ Moissan, *Compt. Rend.* 1895, 120, 290; *Compt. Rend.* 1897, 125, 839.

⁵ Shimer, *Chem. News*, 1887, 55, 156.

A mass containing as much as 80 lbs. has been found in a single blast-furnace in the Harz. This substance was examined by Wollaston in 1822 and believed by him to be metallic titanium;¹ but Wöhler in 1849 showed that it contained nitrogen and cyanogen, and gave to it the formula $\text{Ti}(\text{CN})_2, 3\text{Ti}_3\text{N}_2$. He likewise obtained it artificially² by heating a mixture of ferrocyanide of potassium and titanium dioxide in a well-closed crucible at a temperature sufficient to melt nickel. Titanium cyanonitride can also be prepared by heating to whiteness a mixture of titanium dioxide and charcoal in a tube of gas-carbon in a stream of dry nitrogen (Deville and Wöhler).³ A third method of preparation is to fuse potassium cyanide in the vapour of titanium tetrachloride (Wöhler). It has a specific gravity of 5.28, and is only attacked by a mixture of nitric and hydrofluoric acids. When ignited in a current of steam it is decomposed as follows:



Chlorine also decomposes this substance at a red-heat, titanium tetrachloride and a volatile sublimate consisting of a compound of titanium tetrachloride and cyanogen chloride being formed. When fused with potash ammonia is given off, potassium titanate being produced.

DETECTION AND ESTIMATION OF TITANIUM.

379 Titanium is distinguished from tin inasmuch as its oxides are not reduced to the metallic state when heated on charcoal before the blowpipe. With microcosmic salt titanium dioxide yields a colourless bead in the outer flame but in the inner flame the bead is yellow whilst hot and assumes a violet colour on cooling. According to Riley the delicacy of this reaction is increased by melting metallic zinc in the microcosmic bead heated on charcoal, a distinct coloration being then obtained, when the zinc is burnt away, even with minute quantities of titanium. When fused in the microcosmic bead with addition of a small quantity of an iron salt in the reducing flame, a bright-red bead is obtained. Titanium compounds do not colour the gas-flame, but both the spark- and the arc-spectrum

¹ *Phil. Trans.* 1823, 17.

² *Annalen*, 1850, 73, 34; 74, 212.

³ *Annalen*, 1857, 103, 230.

show an enormous number of bright lines, chiefly in the blue and green, which have been carefully mapped by Thalén and others.

Metallic zinc placed in a hydrochloric acid solution of titanous acid evolves hydrogen and the liquid assumes a violet-blue colour, a dark violet precipitate being formed if the solution be not too dilute, and this gradually turns white by oxidation. The violet-blue solution when diluted with water assumes a rose-colour, and this reaction serves for the detection of small quantities of titanium. Sodium thiosulphate when boiled with a nearly neutral solution of a titanous precipitates the whole of the titanous acid, and this reaction serves as a means of separating titanium from iron and the metals of the cerium group.

In order to remove silica, when present, the mixture is evaporated with hydrofluoric acid, the silicon being expelled as silicon tetrafluoride.

Titanium is always estimated gravimetrically in the form of titanium dioxide, this being thrown down from its solutions in acids by ammonia, or by saturating with sulphur dioxide and boiling. Titanium may also be estimated volumetrically by reducing titanium dioxide to titanium sesquioxide by means of zinc in an acid solution and subsequently oxidising with standard permanganate.

Atomic Weight of Titanium.—The atomic weight of titanium was first determined by Rose¹ in 1829 by decomposing titanium tetrachloride with water, weighing the titanous acid formed and estimating the chlorine in the filtrate, the number found being 47.72. A redetermination was made in 1885 by Thorpe,² who analysed pure titanium tetrachloride and tetrabromide, the amount of silver required for complete precipitation of the halogen, the amount of silver haloid formed, and the quantity of titanium dioxide yielded by each being ascertained; the average of the results of the six series of experiments gave the number 47.7 (H = 1), 48.1 (O = 16) which is at present (1907) adopted.

¹ *Pogg. Ann.* 1829, 15, 145.

² *Journ. Chem. Soc.* 1885, 108.

ZIRCONIUM Zr = 89.9 (H
= 90.6 (O =

380 In 1789 Klaproth found a new earth in which to which he gave the name of zirconia. He found that the same earth was contained in hyacinth in Ceylon, and he thus ascertained the truth of the supposition that these two minerals were identical. Hyacinth possess the formula $ZrSiO_4$, and are made by ferric oxide. Zirconium is likewise found in rare minerals, and occurs in appreciable quantities in Norwegian granite, together with thorium and strontium earths.¹

The metal zirconium was first obtained by the form of an iron-grey powder by heating potassium fluoride with potassium. The metal can also be obtained by Troost, by passing the vapour of zirconium over heated sodium. The ignited amorphous metal thus obtained is so finely divided that it passes through the pores of filter-paper, but it assumes a metallic lustre when burnished. The amorphous metal may also be obtained by heating zirconia with magnesium powder,² and has a velvet-black appearance like wood-charcoal.

Crystallised zirconium was first obtained by heating zirconofluoride with aluminium at the temperature of iron; it is however best prepared by heating in an electric furnace with an insufficient quantity of aluminium for complete reduction, and is thus obtained as a metal containing some zirconia but free from carbon. It may also be obtained by heating the carbide in a similar manner,³ or by heating potassium fluoride with magnesium in the electric furnace.⁴

Crystallised zirconium forms broad plates, has a specific gravity of 4.08 at

¹ Phipson, *Chem. News*, 1896, **73**, 145.

² Phipson, *Compt. Rend.* 1865, **61**, 745; *Chem. Ber.* 1890, **23**, 2664.

³ Moissan, *Compt. Rend.* 1893, **116**, 1222; Troost, *Compt. Rend.* 1893, **116**, 1428.

⁴ Wedekind, *Zeit. Elektrochem.* 1904, **10**, 331.

⁵ Meyer, *Monatsh.* 1899, **20**, 793.

enough to scratch glass and rubies. It is only very slowly oxidised in the air even at a white heat, but burns in the oxygen-hydrogen flame, and yields the chloride when heated to a dull-red heat in chlorine or hydrochloric acid gas. It is also dissolved by caustic potash with evolution of hydrogen. It is only slowly attacked by acids, with the exception of hydrofluoric, even on heating, but is rapidly oxidised by aqua regia. The amorphous metal readily takes fire in the air on warming.

ZIRCONIUM COMPOUNDS.

381 *Zirconium Oxide or Zirconia*, ZrO_2 .—In order to prepare this oxide zircon is ignited and then quenched in water. The powdered mineral is mixed with three to four times its weight of acid potassium fluoride and gently heated in a platinum vessel until all moisture has been driven off. The platinum crucible is then placed in a Hessian one and both well covered and exposed for two hours to the strongest heat of a wind-furnace. The porcelain-like mass thus obtained is boiled with water containing hydrofluoric acid, and the insoluble potassium silicofluoride filtered off. On cooling the solution, crystals of potassium zirconofluoride are deposited and these are purified by recrystallisation. The pure salt is then heated with sulphuric acid until all the hydrofluoric acid is driven off, the residue dissolved in water, and the zirconia precipitated in the cold by ammonia.¹

In order to avoid the use of hydrofluoric acid, the very finely powdered zircon may be treated as follows. It is first fused with hydrogen potassium sulphate and the fused mass repeatedly boiled out with water containing sulphuric acid when a residue of basic zirconium sulphate, Zr_3SO_9 , is obtained, which is next fused with caustic soda in a silver basin. This is then lixiviated with water, the residual zirconia, which contains soda, washed with hot water and dissolved in hot concentrated sulphuric acid, the solution filtered and precipitated with ammonia.² The precipitate thus obtained consists of zirconium hydroxide, which readily parts with its water on heating. When heated at $140-200^\circ$ it has the composition ZrO_2, H_2O , and is known as zirconic acid. A hydrated oxide containing less water than

¹ Homberger, *Annalen*, 1876, **181**, 232.

² Franz, *Ber.* 1870, **3**, 58.

this is obtained by repeatedly boiling zirconium with water and drying the precipitate at 100°C. It has been called metazirconic acid.¹ According to Ruer, however, these substances are probably not true colloidal zirconia, containing water in the form of hydrate. The hydroxide is slightly soluble in water, and turns turmeric paper brown. When precipitated from a cold solution, it is easily soluble in dilute acids; if, however, precipitated from a hot solution, or washed with water, it is only soluble in concentrated acids. When heated, the redness is converted into zirconia with evolution of water. The oxide thus obtained has the specific gravity ³ 5.7 and is slightly soluble even in hydrofluoric acid, but dissolves in a mixture of two parts of sulphuric acid and one part of water.

Zirconia can be obtained in the crystalline state as prisms of tetragonal prisms isomorphous with cassiterite and having a specific gravity of 5.71.⁴ For the preparation of the amorphous oxide is fused with borax in a porcelain crucible, the fused residue being boiled out with sulphuric acid.

Zirconia is employed in the preparation of rod electrodes for an electric lamp.

Zirconia, like the dioxides of the other metal oxides, acts as an acid-forming oxide, and yields salts called zirconates, the metasilicates and metatitanates.

Sodium Zirconate, Na_2ZrO_3 , obtained by fusion of zirconia with sodium carbonate, forms a crystalline mass which is decomposed by water with separation of zirconia. It is prepared with an excess of sodium carbonate to which it is fused. Na_4ZrO_4 is produced. This is again decomposed by water. Formation of hexagonal tablets having the composition $\text{Na}_2\text{Zr}_8\text{O}_{17}\cdot 12\text{H}_2\text{O} = \text{Na}_2\text{O}\cdot 8\text{ZrO}_2\cdot 12\text{H}_2\text{O}$.

The zirconates of calcium and magnesium are also formed, but are insoluble in water.

Zirconium Peroxide, $\text{Zr}_2\text{O}_5\cdot 9\text{H}_2\text{O}$, is obtained as a white powder when hydrogen peroxide is added to a solution of zirconium sulphate. Under certain conditions a white precipitate of $\text{ZrO}_3\cdot 5\text{H}_2\text{O}$ is formed,⁵ and this when treated

¹ Ruer, *Zeit. anorg. Chem.* 1905, **43**, 282.

² *Zeit. anorg. Chem.* 1906, **49**, 125.

³ Venable and Belden, *J. Amer. Chem. Soc.* 1898, **20**, 100.

⁴ Nordenskiöld, *Pogg. Ann.* 1861, **114**, 612.

⁵ Bailey, *Journ. Chem. Soc.* 1886, 481.

hydrogen peroxide and an alkali hydroxide is stated to form the alkali salts of *perzirconic acid*,¹ $H_4Zr_3O_{11}$.

Zirconium and Hydrogen.—When zirconia is heated with magnesium powder in a current of hydrogen the latter is absorbed, the product containing probably zirconium hydride, ZrH_2 , together with zirconia and perhaps a lower oxide.²

Zirconium Fluoride, ZrF_4 , is obtained by heating zirconia with acid ammonium fluoride. The residual mass is easily soluble in water containing hydrofluoric acid, and crystallises in glistening triclinic tablets having the composition $ZrF_4 \cdot 3H_2O$.

Zirconium fluoride forms a series of double salts with other fluorides which are isomorphous with the corresponding silicofluorides, titanifluorides, and stannifluorides.

Potassium Zirconofluoride, K_2ZrF_6 , is obtained by igniting zircon with acid potassium fluoride or by pouring a solution of potassium fluoride into an excess of zirconium fluoride solution. It crystallises from hot water in small acute rhombic prisms and dissolves at 2° in 128, at 15° in 71, and at 100° in 4 parts of water.

When zirconium hydroxide is dissolved in the smallest quantity of hydrofluoric acid, and the liquid poured into a concentrated solution of neutral potassium fluoride, the salt $K_2ZrF_6 \cdot KF$ is precipitated, and crystallises from boiling water in fine needles.

If sodium fluoride and zirconium fluoride be mixed in any proportion, the salt $Na_2ZrF_6 \cdot 4NaF$ is produced. It forms small monoclinic crystals which dissolve in 258 parts of water at 18°, and at 100° in about 60 parts of water.

Ammonium salts, corresponding to the salts of potassium, and other double fluorides,³ are known, which crystallise well and are usually soluble.

Zirconium Chloride, $ZrCl_4$, is obtained by passing chlorine gas over a heated mixture of zirconia and charcoal, or by the action of chlorine or hydrochloric acid gas on the heated metal. It may be recrystallised from hydrochloric acid, but it is doubtful whether it has ever been obtained free from the oxychloride.

¹ Pissarjewsky, *J. Russ. Phys. Chem. Soc.* 1900, **32**, 609.

² Winkler, *Ber.* 1891, **24**, 888.

³ See also Wells and Foote, *Zeit. anorg. Chem.* 1895, **16**, 434; *Amer. J. Sci.* 1897, **3**, 461.

Zirconium chloride forms with ammonia the compound $\text{ZrCl}_4 \cdot 8\text{NH}_3$ and $\text{ZrCl}_4 \cdot 3\text{NH}_3$. On addition of water to a solution of zirconium chloride heat is evolved and zirconium oxychloride is formed, which remains dissolved in the acid solution. The basic compound is obtained by dissolving zirconium hydroxide in dilute hydrochloric acid, and on evaporation crystallises in prismatic needles belonging to the tetragonal system, and having the composition $\text{ZrOCl}_2 \cdot 8\text{H}_2\text{O}$.² These are readily soluble in water, have an astringent taste, and when heated to redness in water, forming more basic oxychlorides, whilst by heating in contact with concentrated hydrochloric acid crystals of $\text{ZrOCl}_2 \cdot 8\text{H}_2\text{O}$ and $\text{ZrOCl}_2 \cdot 3\text{H}_2\text{O}$ have been obtained.³

Zirconium Bromide, ZrBr_4 , is prepared in a similar way to zirconium chloride and forms a white crystalline powder which is volatilised at the temperature of the gas flame. In contact with moist air or water it forms zirconium oxybromide, ZrOBr_2 , which crystallises in needles, and may also be prepared by evaporating a solution of the hydroxide in hydrobromic acid, when $\text{ZrOBr}_2 \cdot 8\text{H}_2\text{O}$, separates out.⁴ With ammonia⁵ zirconium bromide gives the compounds $\text{ZrBr}_4 \cdot 4\text{NH}_3$ and $\text{ZrBr}_4 \cdot 2\text{NH}_3$.

Zirconium Iodide, ZrI_4 , is obtained by passing hydrogen iodide over zirconium or the carbide at a bright red heat. According to Dennis and Spencer,⁶ it is a white crystalline body, insoluble in water and acids; Stähler and Denk,⁷ however, state that it dissolves in water and acids, the aqueous solution depositing crystals of the *oxyiodide*, $\text{ZrOI}_2 \cdot 8\text{H}_2\text{O}$, when evaporated.

Zirconium Sulphide.—When metallic zirconium and potassium sulphide are heated together in a current of hydrogen they combine with evolution of heat to form a cinnamon-brown powder which assumes a metallic lustre under the burnisher. This compound is attacked by most of the dilute acids, but dissolves slowly in nitric acid and readily in hydrofluoric acid. When fused with potassium sulphide zirconia and potassium sulphide are formed.

Zirconium Sulphate, $\text{Zr}(\text{SO}_4)_2$, is obtained by dis-

¹ Stähler and Denk, *Ber.* 1905, **38**, 2611; compare Matthews and Frank, *Chem. Soc.* 1898, **20**, 815.

² Weibull, *Ber.* 1887, **20**, 1394.

³ Venable and Baskerville, *J. Amer. Chem. Soc.* 1898, **20**, 321.

⁴ Rosenheim and Frank, *Ber.* 1907, **40**, 803.

⁵ Matthews, *J. Amer. Chem. Soc.* 1898, **20**, 839; Stähler and Frank, *Ber.* 1905, **38**, 2611.

⁶ *J. Amer. Chem. Soc.* 1896, **18**, 673.

⁷ *Ber.* 1904,

oxide or hydroxide in sulphuric acid, evaporating, and heating nearly to redness. It is a white mass which dissolves slowly but completely in cold and quickly in hot water. Hydrated crystals are obtained by concentrating a solution which contains free acid, and these swell up on heating like alum. The salt decomposes at a red heat, leaving a residue of pure zirconia. The behaviour of zirconium sulphate in solution¹ is best represented by the formula $(\text{ZrO})\text{SO}_4 \cdot \text{H}_2\text{SO}_4$, whilst the crystalline hydrated salt is $(\text{ZrO})\text{SO}_4 \cdot \text{H}_2\text{SO}_4 \cdot 3\text{H}_2\text{O}$ and not $\text{Zr}(\text{SO}_4)_2 \cdot 4\text{H}_2\text{O}$ as was formerly thought. If its solution be saturated with zirconium hydroxide a basic salt, $\text{Zr}(\text{SO}_4)_2 \cdot \text{ZrO}_2$ or $(\text{ZrO})\text{SO}_4$, is formed, and this is obtained on evaporation as a hydrated mass. If the normal salt be precipitated with alcohol an insoluble salt, $\text{Zr}(\text{SO}_4)_2 \cdot 2\text{ZrO}_2$, is thrown down.

Zirconium and Nitrogen.—The nitride Zr_2N_3 is obtained by heating zirconium chloride to redness in a current of dry ammonia,² and also by heating zirconia and magnesium in a loosely-covered crucible.³ It is a brownish-green crystalline powder which oxidises with incandescence when gently heated in air (Wedekind). A nitride of the formula Zr_3N_8 is formed when the compound $\text{ZrCl}_4 \cdot 8\text{NH}_3$ is heated to redness in nitrogen (Matthews).

Zirconium Nitrate, $\text{Zr}(\text{NO}_3)_4$, is obtained as a yellow gummy mass by dissolving the hydroxide in nitric acid and evaporating at a moderate heat. If the solution be evaporated in vacuo over caustic soda and phosphorus pentoxide, extremely hygroscopic crystals of $\text{Zr}(\text{NO}_3)_4 \cdot 5\text{H}_2\text{O}$ separate out.⁴

Zirconium Boride, Zr_3B_4 , has been prepared by heating in the electric furnace a mixture of zirconium and boron;⁵ it forms a steel-grey mass, consisting of microscopic crystals, and has the specific gravity 3.7.

Zirconium Carbides.—Zirconium combines with carbon to form two carbides having the composition ZrC_2 and ZrC . The *dicarbide* is obtained by heating zirconia with an excess of carbon in the electric furnace and has a metallic appearance and brilliant fracture, and is not decomposed by water even on

¹ Ruer, *Zeit. anorg. Chem.* 1904, **42**, 187; Ruer and Levin, *Zeit. anorg. Chem.* 1905, **46**, 449; Rosenheim and Frank, *Ber.* 1907, **40**, 803.

² Matthews, *J. Amer. Chem. Soc.* 1898, **20**, 840.

³ Wedekind, *Zeit. anorg. Chem.* 1905, **45**, 385.

⁴ Rosenheim and Frank, *Ber.* 1907, **40**, 803.

⁵ Tucker and Moody, *Journ. Chem. Soc.* 1902, 14.

heating. The *monocarbide* is prepared in a similar manner. The mixture of zirconia and carbon is placed in a crucible closed at one end, which is then heated in the electric furnace. It has a grey colour and metallic lustre and is harder than scratch quartz. It is permanent in the air and is not attacked by water, but burns brilliantly when heated in oxygen.¹

Zirconium Silicide, $ZrSi_2$.—This compound is obtained by heating a mixture of potassium zirconofluoride, potassium sulphur and sand, the whole being covered with magnesium powder.² It forms small steel-grey crystals, the specific gravity 4.88 at 22°.

Silicates of Zirconium.—Of these, zircon or hyacinth is the most important. It occurs in crystalline rocks

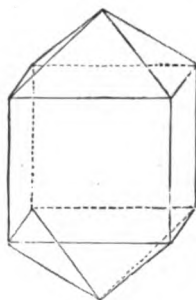


FIG. 228.

in granular limestone, schist, gneiss and granite. The chief localities are alluvial sands in Ceylon, the Isle of Harris, in Greenland, in the districts of Australia, and in many places in North America. Zircon crystals are tetragonal prisms and pyramids having an adamantine lustre, while pure crystals are colourless. Usually zircon is coloured red or yellow by oxide. The colourless, and smoke-like varieties are termed jargon. The element exhibits a peculiar absorption spectrum, from which it was concluded that it contained a new element to which Curie gave the name of jargonium, but subsequently he found that these lines were caused by the presence of uranium. Artificial jargon yielded a similar spectrum, though neither uranium nor zirconium compounds do so.³

DETECTION AND ESTIMATION OF ZIRCONIUM

382 The reactions of the zirconium salts are very similar to those of the metals contained in cerite and gadolinite. The characteristic action of zirconium by which it is distinguished from the other metals is the formation of a basic potassium zirconium

¹ Moissan, *Compt. Rend.* 1893, 116, 1222; 1896, 122, 63.

² Hönigschmidt, *Compt. Rend.* 1906, 143, 224.

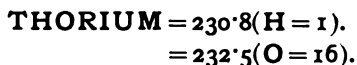
³ *Chem. News*, 1870, 21, 73.

insoluble in water and hydrochloric acid. This salt is obtained by adding a hot solution of potassium sulphate to a concentrated solution of a zirconium salt. This reaction also serves to separate zirconium from titanium, tantalum, and columbium. Another method of separating zirconium from the metals of the cerium and iron groups is to boil the solution with sodium thiosulphate, when zirconium alone is precipitated as the thiosulphate; this on washing and heating leaves a residue of zirconia.

Titanic acid and thoria are also precipitated together with the zirconia by sodium thiosulphate. In order to separate these, ammonium oxalate is added to the hydrochloric acid solution when the thoria is thrown down. Ammonium carbonate is now added to the filtered liquid, when, in the presence of the oxalate, only titanic acid is precipitated, the zirconia remaining in solution (Hermann). Zirconium can readily be separated from iron, titanium, &c., by means of hydrogen peroxide which precipitates it quantitatively from solutions of the sulphate as the hydrated peroxide (Bailey).

The spectrum of zirconium has been mapped by Thalén, and contains characteristic lines in the red and blue.

Atomic Weight of Zirconium.—The first accurate determination of the atomic weight of zirconium is that of Marignac,¹ who from the analysis of potassium zirconofluoride obtained the number 90·03. Bailey,² from the weight of zirconia yielded by a known quantity of pure zirconium sulphate, found the number 89·95, whilst Venable,³ who estimated the zirconia obtained by heating the oxychloride $ZrOCl_2 \cdot 3H_2O$, found the number 90·1. The atomic weight now (1907) adopted is 89·9 (H=1), 90·6 (O=16).



383 In the year 1815 Berzelius believed that he had found in several Swedish minerals a new earth to which he gave the name of thoria, but on further examination the substance turned out to be basic phosphate of yttrium. On the other hand, in 1828,⁴ he discovered a distinct earth in a mineral from the island of Lövön, in Norway, now termed thorite, and to this the name

¹ *Ann. Chim. Phys.* 1860, [3], 60, 257.

² *Proc. Roy. Soc.* 1890, 46, 74.

³ *J. Amer. Chem. Soc.* 1898, 20, 119.

⁴ *Pogg. Ann.* 1829, 16, 385.

of thoria was given, as it agreed in many of its properties with the substance previously so named. Besides being found in thorite, this substance was discovered in other minerals, thus by Wöhler in pyrochlor, by Bergman and others in cerite, and by Karsten in monazite, a phosphate of cerium and lanthanum which contains 4-18 per cent. of thorium. The source of thoria is the mineral euxinite from Arantzschik; this earth was discovered by Mosander and Chenevix de Trobriand; it has also been found in Norwegian granite.¹ In Ceylon it has been discovered in a mineral called thorianite, which contains 76-78 per cent. of thorium, and the oxides of uranium and the cerium metals.² It also contains helium, and when heated to redness evolves 1.5 volumes of this gas per 1 gram.³

The following table gives the composition of some thorium minerals.⁴

Thorite from Lövön.		Thorianite.		Monazite.
SiO ₂	19.31	ThO ₂	78.86	Ilmenite.
ThO ₂	58.91	UO ₂	6.03	P ₂ O ₅
UO ₃	1.64	UO ₃	9.07	ThO ₂
Fe ₂ O ₃	3.46	Ce ₂ O ₃	1.02	SnO ₂
Mn ₂ O ₃	2.43	La ₂ O ₃		Ce ₂ O ₃
CuO	2.62	Di ₂ O ₃	La ₂ O ₃	MnO
MgO	0.36	PbO	2.59	CaO
K ₂ O	0.15	Fe ₂ O ₃	0.46	
Na ₂ O	0.11	CaO	1.13	
PbO	0.82	He	0.39	
SnO ₂	0.01	P ₂ O ₅	trace	
Al ₂ O ₃	0.06	Insol. in H ₂ O	0.20	
H ₂ O	9.66	HNO ₃		
	99.54		99.75	

Thorium also occurs in other minerals containing cerium, of the cerium group, as gadolinite and orthite. In the minerals Bahr believed he had found another mineral

¹ Phipson, *Chem. News*, 1896, **73**, 145.

² Dunstan, *Nature*, 1904, **69**, 510; Dunstan and Blake, *Nature*, 1905, **76A**, 253.

³ Ramsay, *J. Chim. Phys.* 1905, **3**, 617.

⁴ See Schilling, *Zeit. angew. Chem.* 1902, **15**, 921, where analyses of orangite and thorite is given.

which he gave the name wasium, but he afterwards convinced himself that this substance is identical with thorium.¹

Doubts have been put forward as to the individuality of thorium, and Baskerville,² from experiments on the fractional distillation of the chloride in a current of chlorine, concludes that it contains two other elements to which he gives the names berzelium and carolinium. The work of other investigators, however, does not confirm this result, but points to the uniform nature of thorium.³

At the present time thorium compounds are prepared on the manufacturing scale, as they form the chief constituent of the mantles employed for the Welsbach incandescent gas-burner, and are put on the market chiefly in the form of crude thorium nitrate which also contains the nitrates of zirconium and the cerite earths. Thorite is the most convenient raw material, but is not found in sufficient quantity, and the crude material mostly employed is the Brazilian or American monazite sand, which has been formed by disintegration of the rock containing the mineral monazite. About 340,000 kilos. of sand were worked up in 1901.

Several methods have been used for the preparation of thorium compounds from this sand, which usually only contains 5—6 per cent. of thoria. As a rule the sand is simply heated with concentrated sulphuric acid, but it may also be heated with carbon in an electric furnace,⁴ and the carbides and phosphides thus obtained decomposed by hydrochloric acid, the metals passing into solution. This solution is then treated by methods, the details of which have not been made public, but it appears that the thorium is usually concentrated by fractional precipitation with ammonia or sodium thiosulphate, and the resulting mixture separated by some method based on the properties of the oxalates. Thus, the crude oxides may be freed from zirconium and the rare-earth metals by the method of Brauner,⁵ according to which a solution in dilute nitric acid is heated to boiling and oxalic acid added drop by drop, when thorium oxalate is precipitated

¹ *Annalen*, 1864, 132, 227.

² Baskerville, *J. Amer. Chem. Soc.* 1901, 23, 761; 1904, 26, 922; *Ber.* 1905, 38, 1444; see also Brauner, *Proc. Chem. Soc.* 1901, 67.

³ Meyer and Gumprey, *Ber.* 1905, 38, 817; Eberhard, *Ber.* 1905, 38, 826.

⁴ Muthmann, Hofer, and Weiss, *Annalen*, 1901, 320, 260; German Patent, 129,416, 31st Aug., 1901.

⁵ *Journ. Chem. Soc.* 1898, 951.

whilst zirconium oxalate remains in solution is filtered off hot, washed and dried in air. at 100° with a solution of ammonium oxalate of $3\frac{1}{2}$ molecules of ammonium oxalate, which dissolves out the thorium as salt, leaving the oxalates of the cerium and when concentrated with a little nitric acid thorium oxalate, and this may be converted by boiling with concentrated nitric acid and this nitrate the other compounds of thorium.

Metallic Thorium is obtained by heating thorium chloride with sodium in an iron cylinder. It forms microscopic hexagonal tablets, having a metallic lustre and giving a silver-white streak. It is prepared by the action of sodium vapour on the vapour of organic compounds of thorium such as the acetate. It has a specific gravity of 11.0, and takes fire in air, burning with a bright flame; it dissolves in hydrochloric acid, and is not attacked by nitric acid. It is readily soluble in nitric acid and aqueous ammonia. It possesses the property of radio-activity, which is discussed in the chapter on this subject.

COMPOUNDS OF THORIUM

384 *Thorium Dioxide* or *Thoria*, ThO_2 , is obtained from the mineral or orangite by heating the powdered mineral in an excess of sulphuric acid and a little water; the residue, powdered, heated to remove excess of sulphuric acid, residue carefully dissolved in six to seven parts of water. The solution is filtered from silica, and heated to the boiling point with ammonia. The precipitated hydroxide is decanted, dissolved in hydrochloric acid and reprecipitated with oxalic acid, the precipitate well washed by water and ignited. The thoria thus obtained still contains a little manganese. To obtain pure thoria, the residue again dissolved in sulphuric acid, the excess of acid removed by careful heating, the powdered substance

¹ Siemens and Halske, German Patent, 133,959, 1882, and Hönigschmidt, *Ann. Chim. Phys.* 1906 [8], 8, 182.

² Nilson, *Ber.* 1882, 15, 2519, 2537; 1883, 16, 153.

cold water, and the temperature of the solution allowed to rise gradually to 20°. A hydrated sulphate of thorium then separates out as an insoluble precipitate, the other metals remaining in solution, and by repeating the process several times the thorium sulphate may be obtained perfectly pure. It is then precipitated by ammonia and the hydroxide thus obtained ignited.¹

Pure thoria is a snow-white powder, which may be obtained in tetragonal crystals isomorphous with those of cassiterite and rutile by heating the amorphous powder with borax in a porcelain furnace. These possess a specific gravity of 10.2 and only dissolve in sulphuric acid on long continued boiling. As already mentioned thoria forms the chief constituent of the Welsbach incandescent mantles, the other and smaller constituents consisting of more basic oxides, that of cerium being usually employed (see p. 776).

Meta-thorium Oxide is obtained by igniting the oxalate, and its peculiar deportment with volatile acids explains the fact that Bahr believed this to be the oxide of a new metal. It was considered to be Th_3O_5 but has been found to have the empirical formula ThO_2 and, according to Wyruboff and Verneuil,² is a polymerised form of thorium dioxide. If it be treated with hydrochloric acid or nitric acid no apparent action takes place, but if the excess of acid be evaporated on the water-bath, a brownish semi-transparent residue is left, and this dissolves in water to form a translucent opalescent liquid which appears milk-white in reflected light, and yields a precipitate with acids. This is due to the fact that the oxide forms salts with these acids without loss of water, and these are soluble in water but not in the acids, and are therefore precipitated again by addition of the acids to the solution. If the solution be treated with ammonia and the precipitate dried at 100°, a compound having the composition $\text{Th}_4\text{O}_7(\text{OH})$ is obtained and this is insoluble in acids.³

Thorium Hydride, ThH_4 , is obtained by heating thorium to a dull red heat in hydrogen.⁴

¹ Krüss and Nilson, *Ber.* 1887, **20**, 1665.

² *Compt. Rend.* 1898, **127**, 863; *Zeit. anorg. Chem.* 1901, **28**, 90; *Ann. Chim. Phys.* 1905 [8], **6**, 441; see also Stevens, *Zeit. anorg. Chem.* 1901, **27**, 41.

³ Cleve, *Bull. Soc. Chim.* 1874, **21**, 115.

⁴ Matignon and Delépine, *Compt. Rend.* 1901, **132**, 36.

385 Salts of Thorium.—The salts of thorium are colourless, and those which are soluble possess a strongly astringent taste.

Thorium Fluoride, ThF_4 , is obtained in the form of a heavy white insoluble powder by dissolving the hydroxide in hydrofluoric acid and evaporating to dryness. If a solution of a thorium salt be precipitated by a soluble fluoride, a gelatinous precipitate of $\text{ThF}_4 \cdot 4\text{H}_2\text{O}$ is thrown down.

Potassium Thorofluoride, $\text{K}_2\text{ThF}_6 \cdot 4\text{H}_2\text{O}$, is obtained by boiling the hydroxide with potassium fluoride and hydrofluoric acid, in the form of a heavy black powder. When a solution of the chloride is precipitated with acid potassium fluoride the compound $\text{K}_2\text{ThF}_6 \cdot 4\text{ThF}_4 \cdot \text{H}_2\text{O}$ is thrown down. Other double fluorides with potassium fluoride are known, but as they are all insoluble in water and hydrofluoric acid, it is impossible to tell whether they are definite compounds or mixtures of the two salts.¹

Thorium Chloride, ThCl_4 .—This is obtained by heating the oxide mixed with carbon in a current of chlorine. It has the specific gravity 4.59, melts at 820° (Moissan and Martinsen),² and sublimes in white shining tablets, its vapour density being 12.42, corresponding to the above formula. It deliquesces on exposure, and its solution may be obtained by dissolving the hydroxide in hydrochloric acid. The strongly concentrated solution solidifies to a fibrous crystalline mass which on heating emits hydrochloric acid. It forms hydrates with 7, 8, and 9 molecules of water, whilst a number of oxy- and hydroxy-chlorides have been described.³ It forms with the chlorides of the alkali metals easily soluble double salts, as $\text{KCl} \cdot 2\text{ThCl}_4 \cdot 18\text{H}_2\text{O}$.

Thorium forms a bromide and an iodide which are similar in their behaviour to the chloride.

Thorium Sulphide, ThS_2 .—The metal burns in sulphur vapour with great brilliancy, forming a yellow powder which exhibits a metallic lustre under the burnisher, and has probably the above composition (Berzelius). When carbon bisulphide vapour is passed over thorium dioxide heated to redness it yields the *oxysulphide*, ThOS , as a light brown substance.⁴

¹ Rosenheim, Samter, and Davidsohn, *Zeit. anorg. Chem.* 1903, **35**, 424.

² *Compt. Rend.* 1905, **140**, 1510.

³ Rosenheim and Schilling, *Ber.* 1900, **33**, 977; Rosenheim, Samter, and Davidsohn, *Zeit. anorg. Chem.* 1903, **35**, 424; Krüss, *Zeit. anorg. Chem.* 1897, **14**, 361.

⁴ Krüss, *Zeit. anorg. Chem.* 1894, **6**, 49.

Thorium Sulphate, $\text{Th}(\text{SO}_4)_2$, is obtained by dissolving the oxide in hot concentrated sulphuric acid, or by rubbing up powdered thorite or orangite to a paste with sulphuric acid, and heating the mixture to 500° until all the excess of sulphuric acid is driven off. The mass is then treated with cold water and boiled; a crystalline precipitate remains, and this may be purified by repeated solution in cold water and reprecipitation by boiling. If the solution be allowed to evaporate at the ordinary temperature, transparent monoclinic crystals of $\text{Th}(\text{SO}_4)_2 \cdot 9\text{H}_2\text{O}$ are deposited, whereas above 43° a hydrate with $4\text{H}_2\text{O}$ is formed. Several other hydrates have also been obtained.¹ Thorium sulphate forms double salts with the sulphates of the alkali metals; $\text{Th}(\text{SO}_4)_2 \cdot 2\text{K}_2\text{SO}_4 \cdot 2\text{H}_2\text{O}$ crystallises in regular prisms, which are easily soluble in water but do not dissolve in a solution of potassium sulphate.

Thorium and Nitrogen. A nitride, Th_3N_4 , is formed² when metallic thorium is heated in a current of nitrogen, whilst a nitride of the same composition is obtained by reducing the dioxide with magnesium or aluminium in an atmosphere of nitrogen.³ The latter compound, however, differs from the former in that it is not decomposed by water.

Thorium Nitrate, $\text{Th}(\text{NO}_3)_4 \cdot 12\text{H}_2\text{O}$, is a very soluble salt crystallising in large deliquescent tablets. A nitrate has also been obtained crystallising with $6\text{H}_2\text{O}$,⁴ and many double salts with other nitrates are known.⁵

The *phosphate* is a precipitate insoluble both in water and phosphoric acid.

Thorium Borides, ThB_4 and ThB_6 , have been prepared by heating thorium dioxide with amorphous boron in the electric furnace.⁶

Thorium Carbide, ThC_2 , is prepared by heating thoria with sugar charcoal in the electric furnace, and forms a crystalline mass which is only slightly affected by concentrated acids but readily dissolves in dilute acids and is decomposed by water with evolution of a mixture of methane, ethylene, acetylene and hydrogen.⁷

¹ Roozeboom, *Zeit. physikal. Chem.* 1890, **5**, 198.

² Matignon and Delépine, *Compt. Rend.* 1901, **132**, 36.

³ Kohlschütter, *Annalen*, 1901, **317**, 158; compare Matignon and Delépine, *Ann. Chim. Phys.* 1907 [8], **10**, 130.

⁴ Fuhee, *Zeit. angew. Chem.* 1897, **4**, 115.

⁵ Meyer and Jacoby, *Zeit. anorg. Chem.* 1901, **27**, 359.

⁶ Binet du Jassonneix, *Compt. Rend.* 1905, **141**, 191.

⁷ Moissan, *Compt. Rend.* 1896, **122**, 573; see also Moissan and Étard, *Ann. Chim. Phys.* 1897 [7], **12**, 427.

Thorium Silicide, ThSi_2 , is obtained by heating the double fluoride of potassium and thorium fluoride and powdered aluminium at 1200° , or with thoria in the electric furnace.¹ Its form of specific gravity 7.96.

DETECTION AND ESTIMATION OF T

386 The compounds of this metal give blowpipe or flame-reaction. The alkalis sulphide precipitate from its solutions the h in excess, and the carbonates give rise to basic carbonate, which dissolves in an excess. Ammonia produces no precipitate in this solution the corresponding one containing zirconium. A characteristic property of thorium is its reaction with phosphate, and especially the fact that the thiosulphate from thorium solutions on addition of potassium gives a reaction by which this metal may be separated from the cerium group. In order to separate thorium from columbium and tantalum, ammonium oxalate is used in solution when the thorium alone is precipitated. In excess of ammonium oxalate be used the precipitate dissolves. Thorium can be separated from zirconium by throwing down both metals as oxalate with ammonium oxalate, and then adding an excess of oxalic acid. Zirconium oxalate dissolves completely, leaving thorium oxalate of thorium. Thorium is estimated as thorium by igniting the precipitated hydroxide.

The Atomic Weight of thorium was determined by several chemists without concordant results. Thus Berzelius² 235.5, and Delafontaine³ 229.7 as the mean of agreeing analyses of the sulphate. Cleve, by analysing the sulphate, obtained the number 232.6, whilst analysis of the sulphate yielded him the number 232.2. On the other hand, Nilson by analysing the carefully purified thorium as a mean of several well-agreeing experiments obtained 230.8 (H = 1), 232.5 (O = 16), which is now (1

¹ Hönigschmidt, *Compt. Rend.* 1906, **142**, 280.

² *Pogg. Ann.* 1829, **16**, 385.

³ *N. Arch. Ph.*

⁴ *Ber.* 1887, **20**, 1665.

THE GERMANIUM GROUP

GERMANIUM $\text{Ge} = 72$ ($\text{H} = 1$).
 $= 72.5$ ($\text{O} = 16$).

387 This element was discovered in 1886 by Winkler in the course of an investigation of a new silver mineral found at Freiberg in 1885, and termed argyrodite, $\text{GeS}_2 \cdot 4\text{Ag}_2\text{S}$. The preliminary investigation led him to suppose that the new element would occupy the vacant place between antimony and bismuth in the periodic classification,¹ but further examination showed that the new element was tetravalent and identical with the ekasilicon predicted by Mendeléeff. The close agreement between the predicted properties of the element and its compounds, and those actually observed by Winkler has already been mentioned (p. 70).

Germanium is an extremely rare element, having only been found in the above mineral and also to the extent of 0.1 per cent. in euxenite.² It is as a rule tetravalent and its compounds for the most part closely resemble those of silicon and the other tetravalent elements.

Metallic germanium is best obtained by the reduction of germanium dioxide with carbon at a full red heat. The semi-crystalline regulus is washed with water to remove carbon and fused with a little borax. It is thus obtained as a greyish-white brittle lustrous metal, which frequently crystallises in octahedra, has a specific gravity of 5.469, melts at 900° , and is not markedly volatile at 1350° . It oxidises at a high temperature, is insoluble in hydrochloric acid, but dissolves in aqua regia, and is converted by nitric acid into the dioxide. It combines directly with the halogens.

COMPOUNDS OF GERMANIUM.

388 Germanium forms two oxides, germanium dioxide, GeO_2 , and germanium monoxide, GeO .

Germanium Dioxide, GeO_2 , is the most important of these

¹ *Ber.* 1886, 19, 210.

² Krüss, *Ber.* 1888, 21, 131.

and is obtained from argyrodite as follows: the mineral is mixed with nitre and potassium carbonate mixture introduced in small quantities at a time into Hessian crucible. On cooling two layers are obtained, the upper one, which contains all the germanium, is extracted with water, the solution treated with sulphuric acid and evaporated to dryness. The acid residue dissolved in water, but almost all the germanium is deposited on standing; the remainder is precipitated as sulphide, converted into oxide by heating with nitric acid. To obtain crude oxide it is dissolved in hydrofluoric acid, and potassium fluoride added; potassium germanofluoride separated, is converted into a soluble thio-salt by fusion with potassium carbonate and sulphur, this being decomposed by nitric acid, and the germanium precipitated as sulphide by passing sulphuretted hydrogen. The sulphide, when mixed with sulphuric acid and heated, yields a mixture of sulphide and oxide, which is converted into the pure oxide by reprecipitating with nitric acid. Thus prepared it forms a white powder, which is somewhat soluble in water, the dioxide dissolving in 247.1 parts of water at 100°; 95.3 parts at 100°; the solution on evaporation deposits rhombic crystals. Germanium dioxide has acid properties but also dissolves in acids; it is readily reduced by sodium and magnesium.

No germanium hydroxide of definite composition has been obtained, but a colloidal hydrate is obtained by adding an alkaline solution of the dioxide with carbon dioxide.

Germanous Oxide, GeO , is obtained by heating the dioxide with a small quantity of magnesium, or by heating the dioxide and forms a greyish-black powder. The corresponding hydroxide, $\text{Ge}(\text{OH})_2$, is obtained as a yellow or yellowish-red precipitate by the action of alkalis on germanium dichloride or germanium tetrachloride in chloroform, and is soluble in excess of the alkali. It has been shown that when this excess is neutralised with hydrochloric acid, some germanous hydroxide remains in solution. From the conductivity of this solution and also of the solution of the dioxide, and from measurements of the rate at which an alkaline solution saponifies ethyl acetate, he has concluded that germanous hydroxide in aqueous solution is a weak acid of the same type as formic acid, and has the

¹ *Zeit. anorg. Chem.* 1902, 30, 289.

HGeO.OH, whilst in alkaline solution the salt HGeO.ONa is present. In aqueous solution part of the hydroxide is also present in the form $\text{Ge}(\text{OH})_2$.

Germanium Hydride, GeH_4 , is probably formed when the tetrachloride is reduced with sodium amalgam. The hydrogen evolved burns with a bluish-red flame which deposits a mirror on a cold porcelain surface. A mirror may also be obtained from the tetrachloride in the same way as in Marsh's arsenic test, and on heating in air is converted into the white dioxide, whilst the hydrogen gives a black precipitate with silver nitrate, and this on treatment with nitric acid gives germanium dioxide.¹

Germanium Tetrafluoride, GeF_4 , has not been prepared in the anhydrous state, but large crystals containing three molecules of water are obtained by concentrating a solution of the dioxide in hydrofluoric acid. It combines with hydrofluoric acid to form *germanofluoric acid*, which has not been prepared pure; its *potassium salt*, K_2GeF_6 , is prepared by adding potassium fluoride to a solution of the dioxide in hydrofluoric acid, and forms hexagonal crystals isomorphous with those of ammonium silicofluoride, which are sparingly soluble in cold, but readily in hot water.

Germanium Tetrachloride, GeCl_4 , is obtained by the direct union of germanium and chlorine, but is best prepared by heating the metal or the sulphide with mercuric chloride; it is a thin colourless liquid, which fumes in the air, has a specific gravity of 1.887 at 18°, and boils at 86°. It is slowly decomposed by water with formation of hydrated germanium dioxide.

Germanium Chloroform, GeHCl_3 .—When germanium is heated in a current of hydrogen chloride it becomes red-hot and a distillate is obtained which, after exposure to the air, separates into two layers. The heavier of these consists of germanium chloroform, which is a colourless fuming liquid, boiling at 75°. The lighter layer is *germanium oxychloride*, GeOCl_2 , which is also a colourless liquid, but is less mobile than germanium chloroform, does not fume in the air, and boils considerably above 100°. *Germanium dichloride*, GeCl_2 , is also known.

Germanium Disulphide, GeS_2 .—This compound, which is the most characteristic of the germanium derivatives, is prepared by the action of sulphuretted hydrogen on a solution of germanium dioxide, or by the addition of an excess of a mineral acid to a solution of an alkali thiogermanate, sulphuretted

¹ Voegelen, *Zeit. anorg. Chem.* 1902, 30, 325.

hydrogen being passed through the solution to complete the precipitation. It is a white powder, which is only wetted with difficulty by water, in which, however, it is appreciably soluble, 1 part dissolving in 221.9 parts of cold water; it also readily dissolves in ammonium sulphide. The thiogermanates are obtained by fusing germanium derivatives with an alkali carbonate and sulphur.¹

Germanium Monosulphide, GeS, is obtained by carefully heating the disulphide in a current of hydrogen, and forms thin plates having a greyish-black colour and an almost metallic lustre. The reduction easily proceeds further, with formation of metallic germanium. When dissolved in alkalis and reprecipitated by acid, it forms brown amorphous flakes which dissolve in hot concentrated hydrochloric acid with evolution of sulphuretted hydrogen.²

DETECTION AND ESTIMATION OF GERMANIUM.

389 Germanium salts impart no colour to the Bunsen flame, but the spark spectrum exhibits a number of bright lines, especially in the blue and violet regions, the following among others having been measured: 6021, 5893, 5131, 4814, 4743, 4685, 4261, 4179. It is most readily recognised by the formation of the white sulphide, soluble in excess of ammonium sulphide, and this compound is also the most suitable yet known for its gravimetric estimation. The atomic weight of germanium was determined by Winkler by the analysis of pure germanium chloride, the average value found being 72 (H = 1), 72.5 (O = 16).

TIN (Stannum), Sn = 118.1 (H = 1).
= 119.0 (O = 16).

390 This metal was known in early times. It is very uncertain whether the word "bedil" in the Old Testament, which is translated by the Greek word *κασσίτερος*, and by the Latin *stannum*, was originally used to designate tin. It is likewise doubtful whether the metal which the Phœnicians are said to have brought from the Cassiterides, whose exact locality was

¹ *J. pr. Chem.* 1886 [2], 34, 182; 1887 [2], 36, 177.

² *Ber.* 1888, 21, 131.

to Herodotus, was really tin. Possibly the Greek connected with the Arabic "kasdir," which signifies tin. However, certain that at the beginning of our era the word to specify tin, for Pliny states that *cassiteron* and *candidum* are the same and he adds that it is more than *plumbum nigrum* (lead); he moreover states that for soldering the latter metal, and that it is obtained from the *Cassiterides* in the Atlantic Ocean. That the *Cassiterides* are the British Islands appears more than probable, for after the conquest tin was carried from the Cornish mines in Gaul, by way of Marseilles to Italy;¹ and Diodorus mentions that the inhabitants carry the tin to a certain island called Iktis, lying on the coast of Britain. "During low tide an intermediate space is left dry, and they then carry the tin to the place in their carts." There can be no doubt that the Iktis of Diodorus is St. Michael's Mount, in Cornwall; for up to the present day a causeway, flooded at high water, but dry at low water, across which the inhabitants are in the habit of carrying goods to and from the mainland. The names by which Pliny designates tin seem, however, to show that he did not consider these as different metals, but rather as varieties of one metal, and he quotes *naturæ plumbi cujus duo genera, nigrum atque candidum.*" The word *stannum*, which at a later period became the general designation for tin, also occurs in Pliny's works, though it appears certain that by this word he did not mean a mixture of metals which contains tin, but rather any mixture of metals which contains tin. In the works of the Latin Geber the most important properties of tin are mentioned, such as the peculiar crackling which the metal emits when bent, as well as the fact that it forms brittle alloys. Tin was termed *Hermes* by the Greek alchemists, but about A.D. 500 it received the name of *Jupiter*, and to it the sign ♃ was given; owing to the above-mentioned property of forming brittle alloys it was sometimes termed, *diabolus metallorum*.

Tin has been found in small quantities in Siberia, Guiana, and in its native state, together with metallic gold, though the tin from the last-named locality may, according to some, possibly have been an artificial product. It has also been found in small tablets in bismuthite from Mexico.

The ore of tin is cassiterite, or tinstone, a more or less

¹ G. Smith, *The Cassiterides*. London, 1863.

pure form of the dioxide, SnO_2 . Less frequently it is found as tin-pyrites; Cu_3SnS_4 , $(\text{Fe}, \text{Zn})_2\text{SnS}_4$, and occasionally as silicate. It also occurs in small quantity in certain epidotes, as well as in columbites, tantalites, and other similar minerals. Various mineral waters likewise contain traces of tin, and this metal has also been detected in certain meteoric masses.

391 *The Metallurgy of Tin.*—Almost all commercial tin is obtained from tinstone, which is found in veins traversing the older crystalline and schistose rocks, and also as *stream-tin* in water-worn nodules amongst the detritus of the same rocks. Tin ore is not, however, very widely distributed, only occurring in large masses in a few localities. The oldest and best known tin mines from which tin has continuously been obtained, probably from the time of the Phœnicians up to the present, are those of Cornwall. The ore there occurs in the granite and in the metamorphic schistose rock, and is found especially rich in the killas, a metamorphic clay slate, and in the line of junction of this with granite. It is found in veins or lodes, in beds or flats, and in ramifications of small veins or “stock werke,” and these tin veins usually run in Cornwall in an easterly or westerly direction. The following minerals are frequently found, together with tinstone: wolfram, apatite, topaz, mica, tourmaline, arsenical pyrites, &c.

Tin mines exist, though on a much smaller scale than in Cornwall, in other parts of Europe, as in Saxony, Bohemia, Russia, Sweden, France and in the Spanish province of Galicia. Very large deposits of tin ores are, however, found in other quarters of the globe. Thus, for instance, in the Island of Banca, and on the Malay Peninsula, large quantities of tin ore are found, chiefly in the form of stream-tin, though it likewise occurs in lodes in granite rocks. This source of tin was discovered at the beginning of the eighteenth century, and at a later time very rich mines, which are now worked, were discovered in the neighbouring Islands of Bilitong, Sumatra and Carimon.

Tin has also been found in Bolivia, Peru, United States, New South Wales, Queensland, Tasmania, Burma, Siam, China, &c.

The process adopted in Cornwall for the reduction of the metal is a simple one. The ore, which consists not only of Cornish stone, but likewise of Australian and Peruvian ore, after being stamped, is washed to free it as much as possible from gangue, and is then roasted in calcining furnaces for the




FIG. 229.

purpose for driving off the sulphur and arsenic contained in arsenical and ordinary pyrites generally mixed with iron pyrites.

The vapours from these revolving calcining furnaces pass into chambers in which the arsenious oxide condenses. The construction of an Oxland and Hocking's revolving furnace is shown in Fig. 229. This consists of a long cylinder lined with firebrick and placed in an inclined position. The lower end is placed at the lower end (A), whilst the upper end is connected with chambers in which the arsenious oxide condenses. The ore is dried on the top of these chambers, which are lined with iron plate, and then brought by means of the hopper at the top of the cylinder, the roasted ore falling down into the chamber below. This then undergoes a second washing in order to remove the ferric oxide and other oxidised materials and is agitated in water for the purpose of volatilising the last traces of sulphur. After these operations the roasted ore contains from 60 to 70 per cent. of tin. It sometimes happens that the tin ore is mixed with more or less wolfram, (Wolframite) and as this mineral possesses a high specific gravity it can be removed from the tin ore by washing. In order to remove this impurity, the presence of which in the smelting process would prove injurious to the quality of the tin obtained, the following process proposed by Oxland is generally adopted. The roasted ore is smelted in a reverberatory furnace with a sufficient quantity of soda-ash to furnish a soluble tungstate of soda and alkali, together with the oxides of iron and manganese. The mass is then lixivated with water. The residue is the black tin ore, or *black tin*, is then mixed with one-fifth part by weight of anthracite and the mixture sprinkled with water in order to prevent the finely divided ore from being blown by the draft into the chimney. The construction of the reverberatory furnace is shown in Figs. 230 and 231. The charge is introduced by the door (B) on to the hearth (A), and then worked through the door (E). The temperature of the furnace is gradually raised for five hours, the charge is repeatedly stirred, and at the expiration of six hours the metal is tapped and allowed to run from the lower hearth through the hole (f) into the vessel (G). The tin thus obtained is then cast into moulds, and refined by the process of *liquation*. This is effected by melting the ingots in another similar reverberatory furnace, which is gradually heated, so that the pure, more easily fusible

melts and runs into a cast-iron vessel (H) placed below, whilst the less fusible alloy of tin with iron and arsenic remains on the hearth. A fire is placed under the vessel (H) in order to keep




FIG. 230.




FIG. 231.

the metal liquid, and this is then stirred up with a pole of green wood, usually of an apple-tree. The length of this operation depends upon the quality of the metal which it is desired to obtain, and may last from one to several hours. The dross

which separates during the process of ref head," or residue which remains on the h contain large quantities of tin, are afterw order to prepare *grain-tin* the block tin metal becomes brittle and crystalline; it is a hammer, or allowed to fall from a consid

Of the various sorts of commercial tin th purest. It contains only traces of coppe for this reason it is usually employed by facturers as the source of the tin salts. N comes English tin. The impurities conta commercial varieties of tin are arsenic, ant lead, copper, iron, and less frequently m and manganese.

The total amount of tin produced in 1905 w

392 *Properties and Uses of Tin.*—Tin is a lustrous metal, which melts at 232° (H volatilises between 1450° and 1600° (Car and has a specific gravity at 13° of 7.293. It is harder than lead, but softer than gold. It fractures, and when bent emits a peculiar sound caused by the friction of the crystalline particles. It is easily rolled or hammered out to tin-foil, and at 100° it may be drawn into wire, which has a slight tenacity; at 200° it becomes so brittle that it is powdered. A sample of Banca tin which was taken from Petersburg to a very low temperature during 1867–8, fell to granular crystalline pieces on cooling. This alteration is due to the fact that tin exists in more than one form, dependent upon temperature, the stable form below 20° being the grey polymorph. At ordinary temperatures common white tin exists in condition, but the change to the stable form takes place with extreme slowness. The rate of change is accelerated by lowering the temperature, the change being reached at -50° . This alteration was first discovered who speaks of tin as "melting" when kept at low temperatures. Between 20° and 170° the stable form is rhombic, whilst above this temperature it is rhombic.

¹ *Mineral Industry*, 1905, 14, 538.

² Findlay, *The Phase Rule*, p. 39, Longmans, 1904; *Zeit. anorg. Chem.* 1904, 50, 225.

brought into a solution of tin chloride the metal separates out in the form of fine crystalline dendrites, and this deposit, known as the tin-tree (*Arbor Jovis*), was first prepared by Ilseman in 1786. When tin is melted and then allowed partially to solidify, the liquid portion being poured off, needle-shaped prismatic or tabular crystals of the metal remain behind. Another mode of obtaining crystalline tin is to decompose tin chloride by a weak electric current when the metal is deposited in tetragonal prisms and pyramids. Fine crystals of tin can also be obtained when water containing zinc dust in suspension is gradually added to a solution of tin chloride.

Metallic tin remains bright in dry or moist air at the ordinary temperature, but when melted gradually oxidises, forming a greyish white skin on the surface, which consists of a mixture of tin and stannous oxide and is gradually oxidised to the dioxide. It is dissolved by dilute, and more rapidly by concentrated hydrochloric acid, with evolution of hydrogen and formation of stannous chloride; it also dissolves in aqua regia and in hot concentrated sulphuric acid, and is converted by somewhat diluted nitric acid into metastannic acid. It also dissolves in aqueous solutions of the alkalis, with formation of salts of metastannic acid and evolution of hydrogen.

Tin is used for a large number of purposes, for the preparation of vessels for household and technical use, for the manufacture of tinfoil, for tinning copper and iron, and especially for preparing the alloys of tin. Tinned copper vessels were employed by the ancients, for we find them described by Pliny; and the same author also mentions as a well-known fact that in the process of tinning, the weight of copper articles increases but slightly, and he adds that the substance termed stannum is employed for this purpose.

Copper- and brass-ware can readily be tinned by dipping the vessel into the molten metal. In order to cover the interior of a vessel with a coating of tin, it is heated and some molten tin poured in, which is then well divided over the surface by rubbing with rags. In order to prevent the oxidation of the metal a small quantity of resin or sal-ammoniac is added. Agricola was the first to mention the process of tinning iron. It appears, however, that at that time it was only slightly employed. The process is usually supposed to have been discovered in Bohemia in 1620, coming into use in England and France about 100 years later. For the purpose of preparing the common tin plate,

the iron plate is dipped into hydrochloric acid, then rubbed over with sand, and then dipped into a bath of hot fat, in order to remove this it is brought into a vessel filled with oil, a film of oil, an alloy of tin and iron being then applied, is covered with a film of pure tin by dipping into a bath of the metal, and the sheets are lastly washed in tallow in order to remove the excess of oil.

ALLOYS OF TIN.

393 Several of these alloys are largely used. Tin and lead may be mixed in any proportion. Pewter, termed pewter, is harder and tougher, but more brittle than either of the two metals. For this reason it is used as a solder. The following table gives the composition of the different lead and tin alloys:

Common Pewter.

		Fine.	C.
Tin	4	2	
Lead	1	1	

In practice, a certain amount of antimony is added to replace some of the tin in these alloys.

Bronze is the name given to any alloy of copper and tin, although other elements are added to impart particular properties.

The alloys corresponding in composition to SnCu_3 and SnCu_4 are definite chemical compounds, the only ones of the series which remain homogeneous. After a certain amount of liquation taking place, the hardness of these alloys increases as the amount of copper is increased from pure tin to 35 per cent. of copper. Beyond 35 per cent. to 73 per cent. of copper the alloys are brittle, and beyond 73 per cent. of copper, they are very brittle as the copper is increased. The effect of alloying copper-tin alloys is remarkable, for whilst they are hardened by quenching in water, these alloys are hardened by quenching in water and when quenched in water they lose their brittleness and become malleable.

Gun-metal usually contains nine parts of

and has a yellow colour. This alloy also serves for the preparation of bronze medals.

Speculum-metal is composed of one part of tin to two parts of copper, melted together, with, frequently, addition of a small quantity of arsenic. It possesses a steel-grey colour, is very brittle, and takes a very high polish.

Bell-metal possesses a varying composition. It generally consists of from 4 to 5 parts of copper to 1 of tin. It has a yellowish-grey colour, and readily melts to form a thin liquid. It has a finely granular structure, is hard, brittle, and very sonorous. The Chinese gongs and tom-toms are cast at a very high temperature, and then quickly brought under the hammer, in consequence of which treatment the alloy becomes very dense.

The annexed table (p. 832) gives the composition of some of the alloys described above.

Phosphor-bronze.—The addition of phosphorus to bronze imparts to it a character of greater hardness, elasticity, and toughness. This material is obtained by melting copper with tin phosphide, sometimes with a small addition of lead. It contains from 0.25 to 2.5 per cent. of phosphorus, and from 5 to 15 per cent. of tin, and is largely used, especially that containing from 7 to 8 per cent. of tin, for portions of machinery for which hardness and toughness are important properties. The alloy containing more tin has been employed for bell-metal. Its valuable properties are connected with the fact that copper forms a homogeneous alloy with tin phosphide, the presence of phosphorus preventing the oxides from dissolving and thus impairing the qualities of the metal.

Tin Amalgam.—Tin readily combines with mercury with diminution of temperature. The amalgam may be formed more quickly when mercury is poured into molten tin, and, according to the quantity of mercury added, the amalgam is either liquid, or forms a granular or crystalline mass. When mercury is made the negative pole in a solution of tin dichloride, fine crystals of the amalgam are obtained containing from 44 to 51 per cent. of tin (Joule). Tin amalgam is largely used for silvering mirrors. For this purpose tin-foil, which usually contains from 1 to 2 per cent. of copper and a small quantity of lead, is spread out on a perfectly even horizontal slate table. This is then covered with a film of mercury from about 2 to 3 mm. in thickness, and the carefully cleaned sheet of plate glass floated on to its surface, the excess of mercury being pushed forward and the formation of

ANALYSES OF ALLOYS OF TIN.

	I.	II.	III.	IV.	V.	VI.	VII.	VIII.	IX.	X.	XI.	XII.	XIII.	XIV.
Cu .	91.74	67	73.94	82	84.25	87.89	84.53	85.9	70.30	89.43	89.78	88.77	89.34	84.20
Sn .	8.26	33	21.67	17	15.64	10.58	6.82	14.1	24.53	8.17	9.16	9.25	7.50	3.05
Pb .	—	—	1.19	—	—	—	8.65	—	5.20	1.05	1.33	0.71	1.21	0.75
Fe .	—	—	0.17	1	trace	0.27	—	—	—	0.34	—	—	—	—
Zn .	—	—	—	—	—	—	—	—	—	—	0.35	1.28	1.61	11.55
Ni .	—	—	2.11	trace	—	—	—	—	—	0.19	—	—	—	—

I. English gun metal.

VIII. Gaulish axe.

bubbles of air thus guarded against. The glass is then gradually weighted evenly throughout its surface in order to remove the excess of mercury. After the lapse of some time the weights are removed and the plate gradually inclined in order that the excess of liquid amalgam may flow away.

It is not certain when this process for manufacturing mirrors was first employed, inasmuch as, during the middle ages, the processes used in the preparation of mirrors were kept secret. It is, however, clear that before amalgam was used, a surface of metallic lead was employed for obtaining a mirror as early as the thirteenth century, when such mirrors were common. These were curved, and were prepared, as Beckman describes in his *History of Inventions*, from large glass globes, into the interior of which a mixture of resin, molten lead, and sulphide of antimony was introduced, the fluid mass being brought over the surface until it was all covered with a thin film. The globe was then cut into pieces, and the mirrors thus obtained were often employed as ornaments. A guild of glass-mirror makers existed at Nuremberg in the year 1373; whether they made mirrors according to the above process is doubtful, but they, as well as French workmen, sold products of their art in the Venetian market up to the year 1500. The use of amalgam for coating mirrors is first mentioned by Kunkel, who recommends for the purpose an amalgam of 2 parts of quicksilver, 1 of marcasite (bismuth), $\frac{1}{2}$ part of tin, and $\frac{1}{2}$ part of lead.

COMPOUNDS OF TIN.

TIN AND OXYGEN.

394 The fact that tin readily forms a calx was observed at an early period. Pelletier was the first, in the year 1792, to show that tin combines in two proportions with oxygen, forming two series of salts. This investigation was continued by Proust, but for a long time considerable doubt existed as to the number of the oxidation products of the metal. Berzelius in 1812 assumed that there were three oxides, SnO , Sn_2O_3 , and SnO_2 , on the grounds that when the metal is oxidised by nitric acid the highest oxide thus prepared possesses a totally different chemical character from that obtained by precipitation with alkalis from a solution of the salts of tin. The subsequent investi-

gations of Davy, Gay-Lussac, and Berzelius that only the first and last of these oxides, SnO_3 , has also been prepared.

Tin Monoxide or *Stannous Oxide*, SnO , prepared in a variety of ways. In the first as an olive-coloured powder when stannous chloride is kept out of contact with air. Secondly, it may be obtained from a solution of potassium carbonate to one of stannous chloride a white precipitate, having the composition $\text{SnO} \cdot \text{K}_2\text{CO}_3$ comes down. This readily absorbs oxygen from the air, and when washed in absence of air and dried in a stream of hydrogen the monoxide remains behind as a black powder. The monoxide is also obtained when the pure dichloride is treated with sodium carbonate, the mass heated until fused, and then lixiviated. If the hydrated oxide is treated with a dilute solution of caustic soda, the hydrated oxide is obtained as a white powder, the crystals consisting of the cube and dodecahedron forms also be obtained in the same way by digesting a nearly saturated solution of hydrated oxide in acetic acid at a temperature of 56° .

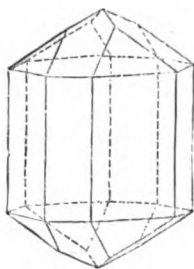


FIG. 232.

According to Hantzsch, SnO_2H_2 is precipitated from a solution of stannous chloride added to a solution of sodium carbonate in the absence of air. It dissolves in excess of formic acid like germanous hydroxide, acts as a weak base with formic acid, the solution containing $\text{H} \cdot \text{SnO} \cdot \text{ONa}$.

Stannous oxide readily takes fire when heated, and dissolves in acids with formation of stannous salts which corresponds. These are, however, more readily obtained by the action of acids upon the metal, and possess a metallic taste, redden litmus, readily absorb oxygen, and act as powerful reducing agents.

Tin Dioxide or *Stannic Oxide*, SnO_2 , occurs in nature as stannite or cassiterite, crystallising in the tetragonal system (Fig. 232) and possessing an adamantine lustre. The crystals are seldom colourless, being generally tinted with red or brown from the presence of the oxides of manganese, iron, and copper.

Tin Dioxide or *Stannic Oxide*, SnO_2 , occurs in nature as stannite or cassiterite, crystallising in the tetragonal system (Fig. 232) and possessing an adamantine lustre. The crystals are seldom colourless, being generally tinted with red or brown from the presence of the oxides of manganese, iron, and copper.

¹ *Zeit. anorg. Chem.* 1902, 30, 28

Stream-tin is found in water-worn nodules, and *Wood-tin* in reniform fibrous masses. When tin is heated nearly to its boiling-point in the air, it burns with a luminous white flame, and the dioxide which is thus formed in a state of fine division was formerly known as *flores jovis*. If fused in the presence of air, the surface of the metal soon becomes covered with a grey pellicle, which then passes into a grey powder known as *flores stanni*, and this consists of a mixture of finely-divided metal with the oxide which, on continued ignition, is wholly converted into stannic oxide. The dioxide is also obtained on treating tin with nitric acid, when a violent oxidation occurs. The hydrated white powder thus formed yields the dioxide on washing and igniting. If a solution of stannic chloride be precipitated with ammonia a gelatinous precipitate is obtained which can be completely washed only with difficulty. If, however, it be heated with a concentrated solution of an alkali sulphate, a dense precipitate is thrown down, and this can be easily washed and yields the pure dioxide on ignition. An amorphous, white or straw-coloured powder is then obtained which is quite insoluble in water and possesses a specific gravity of 6.71. On heating it changes colour, becoming lemon-yellow and then brown, but it assumes its original tint on cooling.

The dioxide may also be obtained by the electrolysis of a solution of potassium or sodium chloride, a tin plate being used as anode, and one of platinum as cathode.¹

By heating amorphous stannic oxide in a current of hydrochloric acid gas it may be obtained in microscopic crystals which have the form of cassiterite and a specific gravity of 6.72 (Deville).² The formation of crystalline stannic oxide has been observed in fusing the dross collected on the hearth of a gun-metal furnace, the crystals being hard, brittle, four-sided prisms.³ Stannic oxide can only be fused at a very high temperature. It is not volatile, nor is it attacked by concentrated acids, with the exception of sulphuric acid (p. 847).

Stannic Hydroxides.—Two isomeric stannic hydroxides are known, each of which behaves as an acid, yielding a corresponding series of salts. From analogy it would be expected that the acids would correspond to meta- and ortho-silicic and titanic acids, and have the compositions H_2SnO_3 and H_4SnO_4 ; as, how-

¹ Lorenz, *Zeit. anorg. Chem.* 1896, 12, 436.

² *Compt. Rend.* 1861, 53, 161.

³ Abel, *Journ. Chem. Soc.* 1858, 119.

ever, both acids exist in all degrees of hydration limits required by these two formulæ,¹ the isomerism due to other causes. No satisfactory explanation of their constitution has, however, as yet been given. The two acids are distinguished as *stannic* and *metastannic* as α - and β -*stannic acids*, and each yields a series of hydrates which the original acid may be again obtained from the weaker of stronger acids.

Stannic Acid or α -*Stannic Acid* is obtained as a white precipitate by the action of calcium carbonate on stannic chloride or bromide, or when a stannate is precipitated with an acid. The well-washed precipitate is slightly soluble in water and has an acid reaction, giving in solution position H_2SnO_3 when dried over sulphuric acid, and is obtained by adding a concentrated solution of an acid to a solution of stannic chloride and allowed to crystallize. It has the composition H_4SnO_4 . Both of these hydrates are soluble in water on heating, the final product being tin dioxide. *Stannic acid* dissolves readily in dilute mineral acids as well as in alkalis. With the latter it yields the alkali stannates, which are the only ones soluble in water. The other hydrates are obtained as insoluble precipitates by double decomposition.

Potassium Stannate, K_2SnO_3 , is obtained by fusing tin with potash or by dissolving the hydrated oxide in potassium hydroxide. The solution yields on evaporation over sulphuric acid, a series of glistening rhombic prisms of $\text{K}_2\text{SnO}_3 \cdot 3\text{H}_2\text{O}$ (Marignac) which have an alkaline taste and are readily soluble in water. According to Bellucci and Parravano,² the water in this hydrate corresponding sodium compound is not water of crystallization. These salts are derived from *hexahydroxystannic acid* and are isomorphous with the hexahydroxyplatinate and hexahydroxycopper brought into contact with the solution become coated with a bright coating of tin.

Sodium Stannate, Na_2SnO_3 , is prepared on a large scale and employed extensively in calico-printing under the name of *preparing salts*. It is obtained either by fusing tin with powdered or levigated tin-stone with caustic soda, or by dissolving the mass in water to remove any ore that may be present, and evaporating the solution; or by heating tin with soda and Chili saltpetre. On evaporating the solution

¹ See Lorenz, *Zeit. anorg. Chem.* 1895, 9, 376.

² *Atti. R. Accad. Lincei*, 1904, [5], 13, ii. 324; 1904, [5]

of $\text{Na}_2\text{SnO}_3 \cdot 3\text{H}_2\text{O}$, or $\text{Na}_2\text{Sn}(\text{OH})_6$ are obtained, which are more soluble in cold than in hot water. A tolerably concentrated solution of the salt which contains no caustic soda deposits on cooling fine prisms of the composition $\text{Na}_2\text{SnO}_3 \cdot 10\text{H}_2\text{O}$, and these effloresce on exposure to air.

Metastannic Acid and the Metastannates.—In his *Reflections on the Hypothesis of Alkali and Acidum*,¹ published in 1670, Boyle remarks that aqua-fortis eats up or destroys more tin than it dissolves. On the other hand, he elsewhere² mentions that a solution of tin in aqua-fortis readily becomes gelatinous. Kunkel, who also studied the action of nitric acid on tin, mentions in his *Laboratorium Chymicum* that tin can only be dissolved when it is added in small quantities to an acid, and that heat must be altogether avoided, because white calx of tin is thrown down when the acid is hot. The explanation of these different statements is to be found in the facts that when the metal is treated with weak nitric acid it forms either stannous or stannic nitrate according to the degree of concentration of the acid, and that the latter salt easily decomposes with separation of a gelatinous stannic acid, whilst, on the other hand, when tin is acted upon by strong nitric acid it is violently attacked with evolution of heat and formation of an insoluble white powder consisting of metastannic acid. Metastannic acid reddens litmus, and when dried in the air contains about 20 per cent. of water, which it gradually loses when heated or when dried in a vacuum, but it is doubtful whether any definite hydrate is formed during the process.³

Metastannic acid is distinguished from ordinary stannic acid, inasmuch as it is altogether insoluble in nitric acid, and swells up but does not dissolve in strong sulphuric acid, forming a compound with it which is decomposed by water. When warmed with concentrated hydrochloric acid it combines with it to form a hydrochloride of metastannic acid, which is insoluble in hydrochloric acid but soluble in water, and which on boiling gelatinises even in very dilute solution.

The salts of metastannic acid are formed by the action of the alkalis on metastannic acid or on its compound with hydrochloric acid. They all possess a very complicated composition

¹ Boyle, *Op.* 4, 284.

² "Experiments and Considerations Concerning Colours."

³ Compare *Compt. Rend.* 1897, 125, 464.

and crystallise with difficulty. The sodium salt has been exactly examined.

Sodium Metastannate, $\text{Na}_2\text{Sn}_5\text{O}_{11}\cdot 4\text{H}_2\text{O}$, or $\text{H}_8\text{Sn}_5\text{O}_{11}$. This is a slightly soluble granular crystalline powder. It is formed by the action of cold caustic soda solution on metastannic acid. If a hydrochloric acid solution of metastannic acid is treated with caustic soda, hard gum-like masses of $\text{Na}_2\text{Sn}_9\text{O}_{19}\cdot 8\text{H}_2\text{O}$ are obtained.

When solutions of stannic acid in hydrochloric and bromic acid (which are identical with the solutions obtained by the action of water on stannic chloride and bromide) are allowed to stand, the stannic acid slowly undergoes conversion into metastannic acid, which usually separates out as an opalescent precipitate. This change takes place much more rapidly with the bromic than with the hydrochloric acid solution. In both cases it can be followed quantitatively by suitable methods. It would therefore appear that the constitution of metastannic acid is more complex than that of stannic acid, and this is supported by the fact that many of the metastannates have a more complicated composition than those mentioned above.

Colloidal or Soluble Stannic Acid was obtained by the dialysis of a mixture of tin tetrachloride and sodium stannate and hydrochloric acid, the gelatinous precipitate which is first formed gradually dissolving. The precipitate is converted on heating into colloidal metastannic acid. The addition of hydrochloric acid or of a salt brings about gelatinisation of these solutions.

Tin Peroxide, SnO_3 .—This oxide is only known in the peroxide condition, and is prepared by the addition of barium peroxide to a solution of stannous chloride containing hydrochloric acid. The barium chloride is removed by dialysis and the solution evaporated. A white mass having the composition $\text{H}_2\text{Sn}_2\text{O}_7$ or $2\text{SnO}_3\cdot \text{H}_2\text{O}$ remains behind.³

When stannic hydroxide is heated with hydrogen peroxide at 70° and the mixture desiccated, a *perstannic acid* $\text{H}_2\text{Sn}_2\text{O}_7\cdot 2\text{H}_2\text{O}$ is obtained, and this on heating at 100° yields $\text{H}_2\text{Sn}_2\text{O}_7\cdot 3\text{H}_2\text{O}$. Potassium and sodium stannates similarly treated form salts corresponding to these

¹ Lorenz, *Zeit. anorg. Chem.* 1895, **9**, 376.

² *Phil. Trans.* 1861, 213.

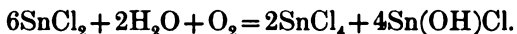
³ Spring, *Bull. Soc. Chim.* 1889 [3], **1**, 180.

⁴ Tanatar, *Ber.* 1905, **38**, 1184.

STANNOUS COMPOUNDS.

395 *Tin Difluoride* or *Stannous Fluoride*, SnF_2 , is obtained by dissolving the hydrated monoxide in hydrofluoric acid. On evaporation in absence of air this compound is obtained in the form of small white monoclinic tablets.

Tin Dichloride or *Stannous Chloride*, SnCl_2 , is obtained on the large scale by dissolving tin in hydrochloric acid. On evaporating the solution and cooling, crystals of hydrated stannous chloride, $\text{SnCl}_2 \cdot 2\text{H}_2\text{O}$, known in commerce as *Tin Salt*, separate out in transparent monoclinic prisms which melt in their water of crystallisation at 40° , and on cooling again yield a crystalline mass. They have a specific gravity of 2.71, and dissolve at the ordinary temperature in 0.37 part of water. When more strongly heated they partially decompose with evolution of hydrochloric acid, but when dried in a vacuum over sulphuric acid they lose their water. The anhydrous salt, which may also be obtained by heating tin in hydrochloric acid gas, or with the requisite amount of corrosive sublimate, is a transparent mass having a fatty lustre and conchoidal fracture. It fuses at 250° to form an oily liquid which boils at 606° . Its vapour at low temperatures has a density always less than that required by the formula Sn_2Cl_4 , but at a high temperature the value becomes constant, agreeing with SnCl_2 ,¹ whilst the freezing point of urethane is lowered by dissolving stannous chloride in it by an amount corresponding to the formula SnCl_2 .² The hydrated salt dissolves in a small quantity of water with diminution of temperature, forming a clear liquid which when diluted with much water becomes turbid, a basic chloride, $2\text{Sn}(\text{OH})\text{Cl} \cdot \text{H}_2\text{O}$, being precipitated, and this again dissolves on the addition of acids. The same precipitate is formed when the clear solution is exposed to the action of the air:



Stannous chloride is soluble in alcohol and in ether.³

Tin Dibromide or *Stannous Bromide*, SnBr_2 , is obtained when tin is heated in hydrobromic acid gas or distilled with mercuric bromide. It forms a light yellow, translucent mass fusing at

¹ Biltz and V. Meyer, *Ber.* 1888, 21, 22.

² Castoro, *Gazzetta*, 1898, 28, ii. 317.

³ de Jong, *Zeit. anorg. Chem.* 1902, 41, 596.

215.5°, and soluble in water. A solution of this is obtained by acting with hot aqueous hydrobromic acid on metallic tin.

Tin Di-iodide or *Stannous Iodide*, SnI_2 , is best obtained by adding a small excess of iodide of potassium to a saturated solution of stannous chloride. It crystallises in red needles which dissolve only slightly in water, but in warm solutions of the chlorides and iodides of the metals, and also in dilute hydrochloric acid. It solidifies on cooling to a crystalline mass which liquefies at a higher temperature. When heated in absence of air it is obtained in the form of a red crystalline mass yielding a scarlet precipitate from a saturated solution of stannous iodide in hydrochloric acid. On cooling to 0°, pale yellow needles of *iodostannic acid* are deposited. These are very unstable and readily decompose, forming stannous iodide.¹

The fluoride, chloride, bromide, and iodide combine with the corresponding haloid compounds of the alkali-metals, and also with those of the metals of the alkaline earths to form double salts.

Tin Monosulphide or *Stannous Sulphide*, SnS , is obtained by heating together the metal and sulphur. This compound ignites in fire spontaneously when brought into sulphur vapour. It is thus obtained it is a lead-grey tough crystalline substance which melts at a higher temperature than the metal. When a solution of stannous chloride is saturated with sulphuretted hydrogen, a brown hydrated precipitate is obtained, which on drying becomes black. This is scarcely soluble in ammonium hydroxide but dissolves on the addition of sulphur, and is also soluble in the polysulphides of the alkali metals, the stannous sulphide being first converted by the sulphur into stannic sulphide, which then dissolves, forming ammonium thiostannate. The dried precipitate is added to fused stannous chloride, and the melted mass treated on cooling with dilute hydrochloric acid, stannous sulphide is obtained in metallic glistening scales, having a specific gravity of 4.973. The amorphous variety may also be obtained by heating the amorphous sulphide in the electric furnace.² Amorphous tin sulphide dissolves readily in hot hydrochloric acid, whilst the crystallised variety dissolves less readily.

¹ Young, *J. Amer. Chem. Soc.* 1897, **19**, 851.

² Mourlot, *Compt. Rend.* 1897, **124**, 768.

Stannous Sulphate, SnSO_4 , is formed by dissolving the metal or the hydrated oxide in dilute sulphuric acid. On evaporation in a vacuum microscopic granular crystals are obtained which are only a little more soluble in hot than in cold water. The solution readily deposits a basic salt.

Stannous Nitrate, $\text{Sn}(\text{NO}_3)_2$.—This salt is obtained by the action of very dilute nitric acid on the metal, ammonium nitrate being simultaneously produced :



STANNIC COMPOUNDS.

396 *Tin Tetrafluoride* or *Stannic Fluoride*, SnF_4 , is obtained as a hygroscopic white crystalline substance by the action of anhydrous hydrofluoric acid on stannic chloride.¹ It boils at 705° , subliming below this temperature, and has the specific gravity 4.78 at 19° . An aqueous solution of the fluoride may be obtained by dissolving the hydrated dioxide in hydrofluoric acid; the solution coagulates on boiling and decomposes on evaporation with evolution of hydrofluoric acid. It combines with other fluorides forming a characteristic series of double salts termed the *stannifluorides*, which mostly crystallise well and are isomorphous with the corresponding double fluorides of silicon, titanium, germanium and zirconium.²

Potassium Stannifluoride, $\text{K}_2\text{SnF}_6 \cdot \text{H}_2\text{O}$, is obtained by neutralising hydrofluoric acid with potassium stannate, or by treating stannic chloride with a cold solution of potassium fluoride.³

It crystallises in thin nacreous tablets, or in rhombic pyramids which are much more soluble in hot than in cold water. When the solution contains an excess of hydrofluoric acid, the salt $\text{K}_2\text{SnF}_6 \cdot \text{HKF}_2$ is deposited in thin monoclinic prisms.

The stannifluorides of sodium, ammonium, calcium and magnesium are also crystalline soluble salts.

Tin Tetrachloride or *Stannic Chloride*, SnCl_4 , was first mentioned by Libavius in 1605, who obtained it by distilling tin or its amalgam with excess of corrosive sublimate. It was termed by him *Spiritus argenti vivi sublimati*, but afterwards it re-

¹ Ruff and Plato, *Ber.* 1904, **37**, 673.

² Marignac, *Ann. des Mines*, 1859 [5], **15**, 221.

³ Emich, *Monatsh.* 1904, **25**, 907.

ceived the name *Spiritus fumans Libavii*. For its the process originally proposed by Libavius may be chlorine may be passed over tinfoil or fused tin retort. When the stream of chlorine is quick, and the gas-delivery tube dip into the molten metal, of light and heat is observed. It may also be passing chloroform vapour over the heated dioxide.

Tin tetrachloride is a colourless thin, fuming solidifies at -33° , has a specific gravity of 2.23, boils at 113.9° ,² forming a colourless vapour having specific gravity of 9.1997 (Dumas). At the boiling solves rhombic sulphur, colourless phosphorus, and can be mixed in all proportions with bromine and phosphide. When mixed with turpentine so much heat is the hydrocarbon takes fire. Its property of fuming depends on the fact that it absorbs atmospheric moisture. 1770 Demachy observed that it solidified when brought in contact with one-third of its weight of water to form a mass, termed *butter of tin*. Several distinct hydrates of water may be produced, according to the quantity of water which is added. Thus the compound $\text{SnCl}_4 \cdot 3\text{H}_2\text{O}$ is obtained by exposing the anhydrous chloride to the action of moisture and the evaporation of its aqueous solution. This hydrate crystallises in monoclinic needles which melt at 80° , and again solidify to a crystalline mass. A second hydrate of the composition $\text{SnCl}_4 \cdot 5\text{H}_2\text{O}$, is obtained by the addition of a sufficient quantity of water to the anhydrous chloride and the gentle evaporation of the aqueous solution. It crystallises in opaque, acute, monoclinic prisms, which melt at 100° and again solidify to a crystalline mass. Last year the parent monoclinic crystals of the hydrate $\text{SnCl}_4 \cdot 5\text{H}_2\text{O}$ were deposited in the cold from dilute solution. On boiling an aqueous solution of tin tetrachloride, stannic hydroxide is precipitated and in very dilute solutions this precipitate forms a white mass on standing.

Tin tetrachloride is employed by the dyer as a mordant. Drebbel in Holland is said to have made a red dye that by help of this salt a permanent red dye can be made from cochineal. The dyers were formerly in the habit of preparing this mordant, known by the old names of tin mordant, physic, or dyer's spirits, by dissolving tin, together

¹ Renz, *Ber.* 1906, 39, 249.

² Thorpe, *Journ. Chem.*

ammoniac or common salt, in nitric acid, or by dissolving tin in aqua regia, whence the solution was formerly termed nitromuriate of tin. It is usual now for the dyers to employ the crystalline pentahydrate, $\text{SnCl}_4 \cdot 5\text{H}_2\text{O}$, which is a commercial product known as *oxymuriate of tin*.

Anhydrous stannic chloride combines with ammonia to form a solid mass having the composition $\text{SnCl}_4(\text{NH}_3)_4$, which can be sublimed and is soluble in water without decomposition.¹ It can be obtained in crystals by evaporating the aqueous solution over sulphuric acid, but if it be allowed to stand for some days, or if the liquid be warmed, stannic hydroxide separates out in a gelatinous form. Tin tetrachloride also combines with many other chlorides to form crystalline compounds,² such as $\text{SnCl}_4 \cdot 2\text{SnCl}_4$. This is obtained by the action of chlorine on tin disulphide, and forms large yellow crystals, which melt at a summer temperature, and decompose above 40° , with evolution of chlorine. If dry nitrous fumes be led into a solution of stannic chloride, the compound $\text{SnCl}_4 \cdot \text{N}_2\text{O}_3$ is deposited as a yellow amorphous mass, and if this be sublimed, or if the dry vapours from aqua regia be passed into the chloride, the compound $\text{SnCl}_4 \cdot 2\text{NOCl}$ is produced, which crystallises in bright shining octahedra. If a solution of stannic chloride in chloroform be used, a white precipitate of $\text{SnOCl}_2 \cdot 3\text{SnCl}_4 \cdot \text{N}_2\text{O}_5$ is obtained and this on heating yields a white sublimate of $\text{SnCl}_4 \cdot 4\text{NOCl}$.³ Stannic chloride also combines with phosphorus pentachloride to form the compound $\text{SnCl}_4 \cdot \text{PCl}_5$, which sublimes in glistening colourless crystals, but when kept even in closed vessels falls to an amorphous powder. It has a peculiar extremely pungent smell, and fumes strongly in the air. The compound $\text{SnCl}_4 \cdot \text{POCl}_3$ forms crystals which melt at 58° and can be distilled at 180° without decomposition. This compound fumes strongly in the air, and is at once decomposed by contact with water.⁴

Like the fluoride, stannic chloride readily yields a series of double salts known as the *stannichlorides*, which present a similarity to the platinichlorides, but are less stable than the latter salts.⁵ The free acid, H_2SnCl_6 , is obtained in thin plates

¹ Persoz, *Ann. Chim. Phys.* 1830, **44**, 322.

² H. Rose, *Pogg. Ann.* 1837, **42**, 517.

³ Thomas, *Compt. Rend.* 1896, **122**, 32.

⁴ Casselmann, *Annalen*, 1852, **83**, 257.

⁵ von Biron, *J. Russ. Phys. Chem. Soc.* 1904, **31**, 489; Bellucci and Parravano, *Atti. R. Accad. Lincei*. 1904 [4], **13**, ii. 307.

containing $6\text{H}_2\text{O}$ by saturating the pentahydrate, with hydrochloric acid gas at 28° and cooling the liquid to 0° .¹

Ammonium Stannichloride, $(\text{NH}_4)_2\text{SnCl}_6$, separates as a crystalline powder when solutions of the two salts are mixed and crystallises from dilute solution in small regular prisms. It dissolves at the ordinary temperature in three parts of water. Its concentrated solution can be boiled without decomposition but when diluted tin hydroxide separates out. It is much used by the calico-printer under the name of *stannic chloride* from its power of acting as a mordant for madder but its use has been almost entirely superseded by the pentahydrated stannic chloride.

Tin Tetrabromide or *Stannic Bromide*, SnBr_4 , is formed when bromine and tin unite together with evolution of light and heat. The bromide is best prepared by adding bromine very slowly to tin, the temperature being kept between 35 and 50° . It is a white crystalline mass, which fumes strongly on exposure to air and is easily soluble in water. It melts at 33° and boils at 183° . The specific gravity of the liquid is 3.349 at 35° , and its density is 7.92 .³ It is easily soluble in cold water, forming a colourless liquid from which the hydroxide is deposited on standing at the ordinary temperature and quickly on cooling. It yields crystalline *stannibromides* with the alkali metals.

Tin Tetra-iodide, SnI_4 .—When tin and iodine are heated together, combination commences at 50° , and at a higher temperature heat and light are emitted. In order to prepare the compound, tin filings are first moistened with carbon disulphide and then iodine gradually added. It crystallises in octahedra, melting at 146° and having a specific gravity of 4.75 . Tin tetra-iodide boils at 295° , but sublimes at as low a temperature as 180° in yellowish-red needles, very similar to those of sal-ammoniac. It is soluble in carbon disulphide, absolute alcohol, ether, chloroform, and benzene, and is decomposed by water into hydriodic acid and stannic oxide.

Mixed halogen compounds of tin.—Three stannic bromides have been obtained by the action of hydrobromic acid on stannic chloride or of bromine on stannous chloride. The action of iodine on stannous chloride yields the stannous iodide.

¹ Engel, *Compt. Rend.* 1886, **103**, 213; Seubert, *Ber.* 1888,

² Lorenz, *Zeit. anorg. Chem.* 1895, **9**, 365.

³ Carnelley and O'Shea, *Journ. Chem. Soc.* 1878, 55.

and on stannous bromide the stannic bromodides. The stannic bromides are fuming liquids or crystalline solids, and are decomposed by water with formation of stannic hydroxide. A list of stannic compounds is given in the annexed table :

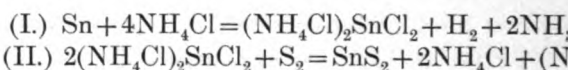
Formula	Melting point.	Boiling point.	Specific gravity.
.....	-31°	About 50° at 30 mm.	2.51 at 13°
.....	-20°	About 65° at 30 mm.	2.82 at 13°
.....	1°	About 75° at 30 mm.	3.12 at 13°
.....	—	—	—
.....	—	About 191°	3.287 at 15°
.....	—	—	—
.....	—	230°—250°	—
.....	50°	225°	3.631 at 15°
.....	—	—	—

Sulphide or Stannic Sulphide, SnS_2 .—This compound, occurring in six-sided tablets or in gold-coloured translucent scales, having a specific gravity of 4.425, is used as a bronze-pigment for the purpose of bronzing articles of gypsum, wood, &c. It is known in commerce as mosaic gold. The discovery of this compound is usually ascribed to Kunkel. He does not speak of a sublimation of sulphide of tin and sal-ammoniac, but expresses himself so vaguely that it is impossible to identify this compound from his description. It was well known in the eighteenth century under the names of *mosaicum*, *aurum mosaicum*, or *musivum*. It was then prepared as is done at the present day by subliming a mixture of tin amalgam, sal-ammoniac, and sal-ammoniac, and as it was supposed to contain mercury it was often employed as a mercurial medicine. Peter Besson in 1771 showed that it did not contain mercury, and he proposed other methods for its production according to which it is now prepared. Thus, for instance, it is obtained in the form of a fine pigment by heating eighteen parts of tin amalgam with six parts of mercury with six parts of sal-ammoniac and six parts of sulphur, when sal-ammoniac, mercuric sulphide, and stannous chloride sublime, and stannic sulphide remains behind in the form of golden-yellow scales. It is likewise prepared by heating tin monosulphide with eight parts of sal-ammoniac sublimate, or subliming tin filings with sal-ammoniac and sulphur, and according to several other receipts given by

Besson, *Compt. Rend.* 1897, 124, 683.

Lenormand, *J. Pharm.* 1898 [6], 8, 249; 1899 [6], 10, 114.

Woulfe.¹ Pelletier believed mosaic gold to be a sulphur with the highest oxidation product of tin, who found that it could be obtained by heat chloride or tin monoxide with sulphur, supposed in pound of tin, sulphur, and a small quantity of exact composition was ascertained by J. Davy and the year 1812. The formation of mosaic gold from and sal-ammoniac, appears to take place according to the following equations (Gmelin):



When heated, a portion sublimes without decomposition; the greater part is resolved into sulphur and monosulphide, which is not attacked by hydrochloric or nitric acid, but readily dissolved in aqua regia, as well as in caustic potash, where potassium thiostannate and potassium thiostannate are formed. If hydrogen be led into a solution of the tetrachloride, a white precipitate is obtained. This consists of a mixture of stannous sulphide and tin dioxide, and is readily soluble in the solutions of the alkali-metals, when the *thiostannates* are formed.

Thiostannic Acid.—When dilute hydrochloric acid is added to a solution of a thiostannate, a yellow precipitate is formed which on drying forms an almost black powder with a brown streak and wax-like lustre, and having the composition H_2SnS_3 . When heated in absence of air it yields yellow disulphide.²

Potassium Thiostannate, $\text{K}_2\text{SnS}_3 \cdot 3\text{H}_2\text{O}$, is prepared by dissolving a concentrated solution of potassium sulphide with tin in small quantities of sulphur and tin. It crystallises in yellow prisms; by a similar process the *sodium salt*, Na_2SnS_3 , is obtained in yellow vitreous regular octahedra. When potassium sulphide is fused with tin monosulphide and sulphur, a black crystalline mass is obtained which is dissolved in a coloured solution, which on concentration at a low temperature yields colourless crystals resembling gypsum, and having the formula $\text{Na}_4\text{SnS}_4 \cdot 12\text{H}_2\text{O}$.

Ammonium thiostannate is formed by dissolving tin in yellow ammonium sulphide, and may be prepared

¹ *Phil. Trans.* 1771, 114.

² Kühn, *Annalen*, 1852,

³ Ditte, *Compt. Rend.* 1882, 95, 641.

alcohol in unstable yellow tablets of the composition¹ $(\text{NH}_4)_2\text{SnS}_3 \cdot 3\text{H}_2\text{O}$.

When mosaic gold is fused with iodine in absence of air, a crystalline mass of SnS_2I_4 is obtained, and this can be sublimed or recrystallised from solution in carbon bisulphide. It is decomposed by water into stannic oxide, sulphur, and hydriodic acid.

Stannic Oxysulphide, $\text{Sn}_2\text{OS}_3 \cdot 11\text{H}_2\text{O}$.—This compound is obtained by allowing precipitated stannic sulphide to remain in contact with ammonia, filtering and acidifying the filtrate, or by digesting the sulphide with ammonium carbonate and acidifying the filtered solution. It is a white mass which is soluble in ammonia and gradually becomes yellow on keeping.²

Stannic Sulphate, $\text{Sn}(\text{SO}_4)_2$.—As already mentioned, tin dioxide dissolves in concentrated sulphuric acid, and from the solution two crystalline bodies may be obtained having the empirical formulæ $\text{SnO}_2 \cdot 2\text{H}_2\text{SO}_4$ and $\text{SnO}_2 \cdot \text{H}_2\text{SO}_4$, which may be regarded as the normal sulphate, $\text{Sn}(\text{SO}_4)_2 \cdot 2\text{H}_2\text{O}$, and the basic sulphate, $\text{Sn}(\text{SO}_4)_2 \cdot \text{SnO}_2 \cdot 2\text{H}_2\text{O}$. Both of these are decomposed by water with separation of stannic oxide.

Stannic Nitrate, $\text{Sn}(\text{NO}_3)_4$, is obtained as a white powder by the action of 70 per cent. nitric acid on tin, but must be quickly removed, as it is rapidly converted into the hydrated dioxide. It is a white substance which is stable in presence of concentrated nitric acid at 90° , but is immediately decomposed at 100° .³ It dissolves in water, but the solution is almost immediately decomposed with separation of hydrated stannic oxide.

Tin and Phosphorus.—When finely-divided tin is heated in the vapour of phosphorus, a silver-white very brittle mass, having the composition SnP , is obtained. This has a specific gravity of 6.56, and dissolves readily in hydrochloric acid, but is not attacked by nitric acid. When phosphorus is thrown on to the surface of molten tin, combination also takes place. The compound containing the largest quantity of phosphorus which can thus be obtained has a silver-white colour, is not very brittle, and may be cut with a knife; it appears to possess the composition Sn_3P_2 (Pelletier).⁴ If spongy tin, obtained by

¹ Stanek, *Zeit. anorg. Chem.* 1898, **17**, 117.

² Schmidt, *Ber.* 1894, **27**, 2739.

³ Montemartini, *Gazzetta*, 1892, **22**, 384.

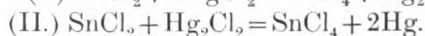
⁴ See also Stend, *J. Soc. Chem. Ind.* 1897, **16**, 200, 309.

precipitating a tin salt with zinc, be brought in such a quantity of phosphorus that one atom of phosphorus is present to nine atoms of the metal, a phosphide of the composition Sn_9P is obtained. The same composition is obtained whenever any of the other phosphides containing tin and phosphorus is heated. This is a coarse crystalline mass, the appearance of cast-zinc. It melts at 370° , and is used in the preparation of phosphor-bronze.

Stannic Pyrophosphate is obtained by the action of phosphoric acid on stannic acid, and is insoluble in water and in acids. This reaction is employed for the separation of phosphorus from other bodies. For this purpose a known quantity of tin-foil is added to the nitric acid solution of the phosphorus under investigation, when the whole of the phosphorus is precipitated behind with the metastannic acid.

DETECTION AND ESTIMATION OF TIN

397 When a small quantity of a tin compound is held in a reducing-flame on a carbonised match, a metallic globule of metal is obtained, which easily dissolves in hydrochloric acid. This solution gives with a small quantity of mercuric chloride a white precipitate which becomes grey on heating.



If one of the metallic globules be fused in a reducing flame slightly tinted with cupric oxide and heated in a reducing flame, the bead will become of a red tint, due to the presence of cuprous oxide.

Stannous salts yield a brown precipitate of stannous sulphide with sulphuretted hydrogen, which dissolves in excess of the sulphide containing polysulphides; the solution of stannous salts in an acid, deposits stannic sulphide. Ammonium stannous alkalis give a white precipitate of stannous hydroxide which is soluble in an excess of the latter reagent. Stannous chloride gives a blue coloration with ammonium molybdate and in this way 1 part of tin as stannous chloride can be detected in 1,500,000 parts of solution.¹

Stannic salts yield a yellow precipitate of stannic sulphide with sulphuretted hydrogen, readily soluble in excess of the

¹ Longstaff, *Chem. News*, 1899, 80, 282; Rogers, *J. Chem. Phys.*, 1900, 22, 220.

sulphide, and alkalis precipitate stannic hydroxide, which dissolves in an excess of the precipitant.

Zinc precipitates metallic tin from solutions of the tin salts in the form of glistening scales or in a spongy or arborescent mass. The tin salts do not impart to the non-luminous gas-flame any colour, but the spark-spectrum of the chloride exhibits two characteristic lines having wave-lengths of 4526 and 5631 (Lecoq de Boisbaudran). These same lines are seen together with others in the spark-spectrum of the metal, the most brilliant of the tin lines being as follows (Thalén): 6452, 5798, 5631, 5588, 5563, 4526.

In the processes of qualitative analysis tin is obtained together with those metals which are precipitated by sulphuretted hydrogen in an acid solution. To separate tin from these the well-washed precipitate is treated with yellow ammonium sulphide, filtered, and the filtrate acidified with cold dilute hydrochloric acid. The precipitate may contain, beside stannic sulphide, the sulphides of arsenic and antimony. After it has been well washed with water, it is digested with solid ammonium carbonate to dissolve the sulphide of arsenic. The residue is then dissolved in concentrated boiling hydrochloric acid, the solution boiled with metallic copper, and the liquid tested for stannous chloride with mercuric chloride (see also under antimony).

Tin is estimated as the oxide. If the metal or one of its alloys be under examination, it is oxidised with pure, tolerably strong nitric acid, and the well-washed residue ignited. From solution it is precipitated with ammonia as the hydroxide, but if it be present in the form of stannous salt it must be first oxidised with chlorine or hydrochloric acid and potassium chlorate. The precipitate obtained by ammonia is then dissolved in the smallest quantity of hydrochloric acid and heated with a concentrated solution of sodium sulphate, when the hydroxide is again precipitated, and this is not gelatinous, and may therefore be easily washed (Löwenthal). When tin sulphide is obtained in the separation of tin from the other metals, it can be gradually converted into stannic oxide by gentle roasting and subsequent ignition.

The electrolytic method has been employed for estimating tin as the metal, the process being carried out in the presence of ammonium oxalate or some other organic salt.¹

¹ Engels, *Ber.* 1895, **28**, 3182; Hollard, *Compt. Rend.* 1897, **124**, 1451; Fischer, *Ber.* 1903, **36**, 2348; &c.

Atomic Weight of Tin.—The early determinations of the atomic weight of tin were made by oxidising the metal to stannic dioxide, but the numbers obtained varied considerably. Berzelius found the number 116·85, and Mulder and Berzelius 115·4, whilst a later determination by the last named chemist gave the higher value 117·27. Dumas by the same method obtained the number 117·18, whilst the estimation of the chloro-stannic chloride gave the number 117·23. The most recent determination is, however, that of Bongartz and Berzelius, who employed four different methods, namely the oxidation of tin with nitric acid, and the electrolysis of potassium stannic chloride, ammonium stannic chloride, and stannic chloride. The average of the most trustworthy experiments gave the number 118·1 (H = 1), 119 (O = 16), which is now (1907) adopted.

LEAD.

Pb (Plumbum) = 205·35 (H = 1).
= 206·9 (O = 16)

398 The first mention of lead occurs in the well-known Book of Job, and it is also mentioned in the Numbers as a portion of the spoil taken from the Egyptians. It is found under the name of óphéret, derived from the Hebrew óphár, signifying to have a grey appearance. In the Greek translations of the Old Testament the word *plumbum* occurs, and this as well as the word *μόλυβδος* refers to lead. It appears that no exact distinction was drawn between the metals lead and tin during the time of the Israelites, but we find that Pliny points out the difference between these two metals, inasmuch as he gives the name *plumbum nigrum* to lead, whilst tin is designated as *candidum* (p. 823).

It has already been stated that the seven metals were supposed by the ancients to be in some way connected with the seven heavenly bodies which were then known in our solar system. Dull, heavy lead was apportioned to Saturn, and this metal is designated in the writings of the ancients by the sign ♄ .

Lead is seldom found in the free state in nature.

¹ Ber. 1888, 21, 2900.

does, however, occur in small quantities in certain lead ores, and in volcanic tufa. The oxides of lead are found in the form of rare minerals, the yellow oxide, PbO , and the red oxide or red lead, Pb_3O_4 . The commonest ore of lead is galena or lead sulphide, PbS ; this is very widely distributed, generally occurring together with quartz, calc-spar, fluor-spar, and heavy-spar, in the older as well as in the more recent strata, and in almost every part of the world. Thus in Cornwall it occurs in veins in the coarse argillaceous schist, provincially termed killas; in Derbyshire, Cumberland, Northumberland, and Yorkshire, it is found in mountain limestone; in Cardiganshire and Montgomeryshire it occurs in the Lower Silurian; and the chief deposits in the United States likewise occur in this same formation. Again, at Sala in Sweden, it is found in granular limestone, and in Freiberg in a schistose gneiss, older than the carboniferous system. Sulphide of lead also occurs in combination with the sulphides of antimony and copper in the minerals zinckenite, PbSb_2S_4 , and bournonite, CuPbSbS_3 . In addition to these ores, lead carbonate occurs as the minerals cerussite, PbCO_3 , found in some localities, as in the neighbourhood of Aix-la-Chapelle and of Santander in Spain, in sufficient quantity to be worked. It is also found in the lead mines of Cornwall and Devonshire, in Yorkshire, at Leadhills in Scotland, and at Seven Churches in County Wicklow. Other naturally occurring compounds of lead are the basic chloride occurring as the minerals matlockite, $\text{Pb}_2\text{Cl}_2\text{O}$, and mendipite, $\text{Pb}_3\text{Cl}_2\text{O}_2$; and sulphate of lead or anglesite, PbSO_4 , found associated with galena and carbonate of lead at Leadhills and in other localities. Again we have a basic sulphate called lanarkite, $\text{PbO}, \text{PbSO}_4$; leadhillite, $\text{PbSO}_4, 3\text{PbCO}_3$; phosgenite, $\text{PbCl}_2, \text{PbCO}_3$; stolzite or lead tungstate, PbWO_4 ; wulfenite or lead molybdate, PbMoO_4 ; crocoisite or lead chromate, PbCrO_4 ; pyromorphite or lead phosphato-chloride, $3\text{Pb}_3\text{P}_2\text{O}_8, \text{PbCl}_2$; mimetesite or lead chloro-arsenate, $3\text{Pb}_3\text{As}_2\text{O}_8, \text{PbCl}_2$; as well as compounds of lead with the rarer elements such as selenium, tellurium, selenic acid, vanadic acid, &c.

By far the greater quantity of the total lead brought into the markets of the world is derived from galena.

399 *Smelting of Lead.*—Lead is an easily reducible metal requiring but simple processes for its production, and was produced in England during the Roman occupation in a variety of localities. Numerous pigs of Roman lead have been found

bearing Latin inscriptions. Whether lead was used in England before this period appears doubtful; the rude furnaces in which lead ore was smelted in the early ages are, however, found in Derbyshire and elsewhere, and are termed *boles* by the inhabitants. In these furnaces the ore was not urged by an artificial blast of air, but the furnaces were built on the western brow of some eminence, and employ the natural currents of air on mountainous slopes. A mixture of ore and charcoal was introduced into the furnaces, these furnaces, the lead being run out at the bottom of the operation.

The form of furnace next employed was the *ore-reducing* rectangular blast-furnace blown by bellows worked by a water-wheel.¹ This furnace is still in use and is hereafter described. Other and larger blast-furnaces were used in various lead-smelting districts.

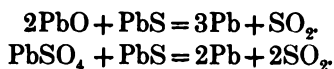
About the middle of the eighteenth century lead smelting reverberatory furnaces appears to have been introduced into England from Flintshire, where it was in use in 1698.

Three distinct processes are employed for lead smelting. The first of these, known as the *air reduction process* (employed when the ore consists mainly of galena, and contains silica and the sulphides of other metals). The second, the *reduction process*, is employed for less pure ores and involves the roasting of the ore and the subsequent reduction of the oxide by carbonaceous matter. The third process is the *precipitation process*, the reduction of the lead oxide by metallic iron, and this is chiefly practised in Germany, where the ore contains other metals, such as antimony, and arsenic. It is, however, to be remarked that two or even three of the above processes are often employed in the same furnace with the same charge of ore.

In the *air reduction process* the galena is roasted in a reverberatory furnace until a portion of the sulphide is converted into oxide and sulphate; the temperature is then raised so that metallic lead is formed together with sulphur. The following reactions are usually given as representing the process:

¹ See H. L. Pattinson, "Description of Lead-Smelting in England." *Transactions of the Natural History Society of Durham, and Newcastle-on-Tyne*, vol. 2, part i.

action of the unaltered lead sulphide with the oxide and sulphate :



In presence of an excess of sulphur dioxide, however, lead is partially reconverted into sulphide and sulphate :¹



The reverberatory furnaces used for the English process of lead-smelting are of two kinds, the Flintshire furnace and the flowing furnace. The difference between these is that in the first the slag is raked out in pasty lumps, whereas in the flowing furnace the slag is tapped out in the molten state and

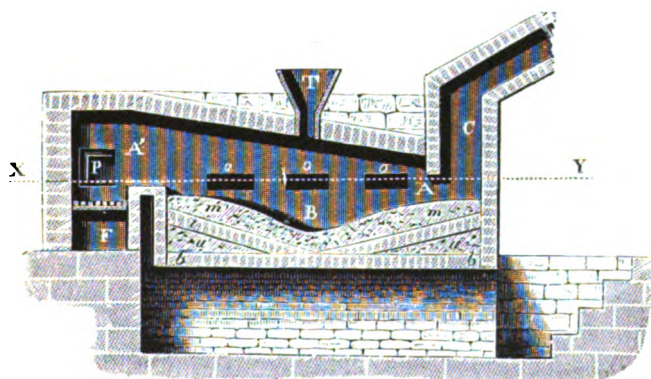


FIG. 233.

termed run-slag. The reaction which takes place during reduction is identical in both cases.

Fig. 233 shows the construction of the Flintshire furnace. The usual charge of ore is 20 cwt. This is introduced by means of a hopper (T) in the arch of the furnace. The hearth of the furnace (B) is hollowed out as shown in the figure to permit the lead to flow through a tapping hole into an iron pot placed in front of the furnace. The charge is evenly spread over the surface and gently heated, the ore being well rabbled at intervals, and the temperature carefully regulated by opening or closing the various doors, so as to maintain the mass as hot as is possible without causing it to clot together; a por-

¹ Jenkins and Smith, *Proc. Chem. Soc.* 1897, 104; Schenk and Rossbach, *Ber.* 1907, 40, 2185, 2947.

tion of the sulphide is oxidised to oxide and the mass thus prepared for the following stage of the process. During this part of the process the skimmings run off from the previous operation, which consist of lead containing a little sulphide, are added, and acted on by the lead oxide and sulphate with metallic lead, which is run off from the tap-hole. More silver than the subsequent portions of the mass. About two hours the temperature is raised to a high heat, the metal being formed in quantity, which, with time, in addition to stirring the mass, a small quantity of lime is added to stiffen the unreduced portion. The process extends over an hour, and then for the next of an hour the temperature is further raised and a small quantity of lime added, which besides increasing the fusibility of the mass also liberates any lead oxide which may have combined with the silica, and allows it to be run off by the lead sulphide. Finally the furnace is raised for a quarter of an hour to the highest attainable temperature. A sufficient quantity of lime added partially to the slag, which is raked out, and the lead run off from the furnace in the usual manner.

The *grey slag* obtained may contain as much as 10 per cent lead, and is further worked up in the slag-hearth.

A similar method is adopted at Bleiberg in Austria for working the calcareous galena, a different form of lead ore, however, employed. This furnace is very much like either of the English lead furnaces and only 300 lbs. is worked at once, the object being to conduct the process with accuracy and precision, the small quantity worked being calcinated better under command. As soon as the charge is placed on the floor of the furnace it is heated to a redness, and the roasting is completed in from 15 to 20 hours. This constitutes the first stage of the process, when the sulphide is partially converted into oxide and the oxide of lead. As in the English process, the temperature is raised and the double decomposition between the oxide products and the undecomposed sulphide, which has been described, takes place. The reduction of the oxide to go on in this process at a lower temperature than the working of the English process, and the virgin lead (*ferneblei*) thus obtained is believed to be purer

d in the Flintshire furnace. This is especially the case
berg, as well as in certain Belgian works, where con-
e quantities of impurities are contained in the lead ore.
emain behind in the slag whilst the lead is run off in
e state.

otland and the north of England, where a very pure
orked, lead smelting is conducted in shallow hearths or
urnaces shown in Fig. 234. The hearth (A) is first filled
at which is then ignited, and ore added from time to
quantities of about a dozen pounds weight, the tempera-
ng kept up by a blast of air sent in at the back of the
The reduced lead sinks down to the bottom and flows

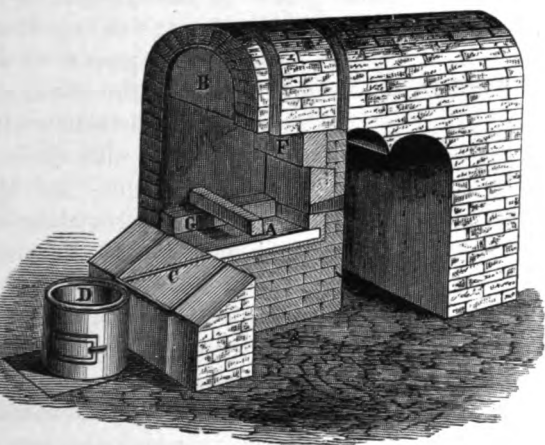


FIG. 234.

the channel in the *work-stone* (C) into the heated
A considerable amount of lead is volatilised as fume
rocess: this passes through the flue (B) to long collect-
ers in which it is deposited. The lead thus obtained
be purer than that prepared in the Flintshire furnace,
ost of smelting in this ore-hearth is greater than when
method is used.

reduction of impure ores or for the working-up of
n the other processes a *slag-hearth* or a small blast
Fig. 235) is used, of about 0.5 metre in height, con-
square space (C), the sides of which are built of iron
The blast of air enters by the tuyere (T), and the
etal runs through a hole in the plate into the vessel

(M). The hearth is filled with fuel and the ore the top of the fuel. The ore is at first converted of sulphide, sulphate and oxide, and these undergo position with evolution of sulphur dioxide as they lower portion of the hearth, where the temperature

Reduction of Lead in Blast Furnaces.—This is the most generally adopted, as it is suitable for any of the percentage of lead may be much lower than for the other methods, whilst the presence of silica to an extent is not disadvantageous. For ores such as occur in the Harz, where the galena is mixed with copper pyrites, zinc blende, fahl-ore, bournonite, &c. the blast-furnace method gives the best results, and is also suitable for the reduction of the oxides of

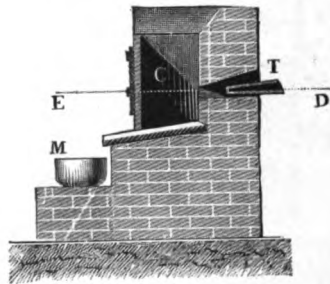


FIG. 235.

lead. The process in roasting the ore sulphur and then roasted ore with reducing agents furnace. The roasts in heaps, shaft reverberatory furnace. The latter may be mechanically worked revolving cylinders

Several new me

ing galena have been introduced, in which the with lime or gypsum, damped and fed on to a converter-shaped vessel, through which air is blown

The type of furnace most used in Germany is the Piltz furnace, which is circular in section, and in height, and tapers from 7 feet diameter at the top to 5 feet at the bottom. It is usually built of brick. The tuyere zone, which is constructed of iron, and is vertical. The Rchette furnace largely employed in America is similar in principle, but has a rectangular section.

An Arents syphon tap is often fitted to the center of these furnaces for continuously drawing off the molten metal. If the ores contain copper the roasting is not complete, a certain amount of sulphur being left in the ore to be removed by the copper for the formation of a cupriferous matte

¹ *Mineral Industry*, 1905, 14, 402.

case a certain amount of unaltered lead sulphide will always be present in the matte. The furnace charge consists of a mixture of roasted ore, carbonaceous fuel, generally coke or a mixture of coke and charcoal, old slags and fluxes. The fluxes most used are ferruginous ores, often carrying silver or gold, which is collected partly in the lead and partly in the matte if this be also formed, ferruginous slags containing an excess of ferrous oxide, and sometimes lime or limestone. The slag should contain between 30 and 35 per cent. of ferrous oxide, between 10 and 30 per cent. of lime and between 30 and 50 per cent. of silica. The lead present in the form of oxide is reduced partly by the carbon monoxide in the gases and partly by solid carbon; that present as sulphide, by iron, generally formed by reduction of the oxide of iron present in the charge. Any silicate present is reduced by the action of carbon in the presence of ferrous oxide or lime and any lead sulphate present is reduced by reaction with sulphide, or is converted into sulphide by the action of carbon and this sulphide reduced by metallic iron.

Softening of Lead.—The lead produced in these processes is hard, owing to the presence of small quantities of antimony, arsenic, copper, zinc, iron, tin, bismuth and sulphur, and it is necessary to remove these in order to render the lead marketable. Silver is also generally present and is removed by special processes, which are described later, and which enable the silver to be recovered. It is also necessary to remove impurities before desilverisation, as copper, antimony and arsenic interfere with the Pattinson process and these, together with nickel and cobalt, interfere with Parkes' process.

For the purpose of removing the impurities, the lead is melted in a reverberatory furnace at a low temperature. Copper forms an alloy with some of the lead which is less fusible than lead itself and this separates out as a scum on the molten lead and may be removed; all the other commonly occurring impurities except bismuth are more readily oxidised than lead and are oxidised in the furnace together with a portion of the lead, the mixed oxides forming a dross on the surface which is removed from time to time. Bismuth cannot be got rid of in this manner, but it is concentrated with the silver in the Pattinson process for desilverisation. The hearths of modern reverberatory furnaces for the softening of hard lead consist of wrought iron pans lined with two thicknesses of firebrick and are often

water-jacketed at the sides to diminish the corrosion of the oxides formed on the material composing the furnace.

400 *Desilverisation*.—Ordinary lead obtained by the above-mentioned processes always contains silver, a considerable proportion of the silver which now comes to the market is obtained from argentiferous galena, and is sometimes the only process by which this silver could be separated, was cupellation, by which the whole of the lead is oxidised, whilst metallic silver remains behind. The oxide is then to be again reduced to metallic lead. It is, however, generally admitted that the process of cupellation cannot be carried on in the case of lead which contains less than 100 lbs of silver to the ton, and consequently, as very large quantities of lead are brought into the market containing smaller quantities than this, the whole of this amount of silver was lost. Lee Pattinson in the year 1833 obtained a patent for an improved method of separating silver from lead, which has now come into general use and by which large quantities of silver are now extracted from lead.

This method depends upon the fact that if lead containing a small quantity of silver be melted, and the mass be allowed to cool, a point is reached at which pure lead begins to crystallise out. If the crystals of lead which first formed be then withdrawn from the remainder of the mass, and this process continued until the greater part of the silver has been separated, it is found that the liquid which remains contains most of the silver. In order to render the process economical the lead requires to be repeatedly crystallised in a series of iron pots, the lead rich in silver gradually passing towards one end of the series, whilst the desilvered market lead is obtained at the other end.

The melted lead is first thoroughly skimmed, and the dross withdrawn and the lead allowed to cool, care being taken to break off and mix with the liquid mass any portions which solidify on the sides of the pot. When the temperature has reached a certain point small crystals of lead begin to form, and at this point the whole mass of metal is continually stirred with a rod, whereby the crystals sink to the bottom of the pot and accumulate in considerable quantity. A perforated plate is introduced by means of which the crystals are removed, and the operation is thus carried on in successive stages until only one or even seven-eighths of the original lead is removed.

By this means in an actual working 846 cwt. of original lead is separated into 36 cwt. of rich lead containing 160 tons of silver per ton, and 810 cwt. of poor lead containing 100 tons of silver per ton. The silver is then extracted from the rich lead by the process of cupellation (p. 439).

A modification of the Pattinson process, known as the Luce process, is now frequently adopted in place of the original process. For this only two pots are necessary, viz., an upper or melting pot, and a lower or crystallising pot. The former holds 14 tons and the latter about 21 tons.

The mode of working the plant is as follows¹: The crystallising pot may be supposed to contain 14 tons of lead from a previous operation, and the melting pot 7 tons of lead of similar silver content, already melted; a moderate fire is kept going in the fire-grate of the crystallising pot, and the contents of the melting pot skimmed of their dross; the hot lead from the latter is then run on the warm crystals in the crystallising pot, and with the aid of the moderate fire already kept up, the whole contents of this pot (now 21 tons) are melted and brought into a working condition, when the lead is carefully skimmed; the melting pot is at the same time recharged with 7 tons of lead from a previous operation containing one half the amount of silver in the lead then worked up, as this will be the assay of the crystals obtained from the operation about to be performed in the crystallising pot. The fire under the latter is then drawn, and a pressure of fifty to fifty-five pounds per square inch is applied and distributed evenly by means of a baffle plate. During the cooling and consequent crystallisation, thin jets of water are allowed to run on to the surface of the lead, the crystallisation being more perfect than in the old Pattinson process. As soon as two-thirds of the lead has been crystallised out, the rich liquid lead is tapped off, the crystals are retained in the pot by means of perforated plates. The liquid lead is run into moulds and awaits its turn for further treatment. The proportion of silver in the crystals is thus reduced to one half, whilst that in the liquid run off is doubled, and the process of recrystallising is repeated as in Pattinson's process, until the crystals are sufficiently poor in silver not to require further treatment, and the rich lead is worked up until its silver content is of the standard fit for the refinery.

¹ Cookson, *Trans. Newcastle Chem. Soc.* 1878.

This process has the advantage over that of Pattinson's, that a great saving is effected in fuel and the cost of labour, that, except in the case of very hard lead, no further refining process is necessary. The original outlay and the cost of repairs are, however, considerably greater.

Another process for desilverising lead is known as Karsten's zinc process. Molten lead and zinc do not combine in any proportions, lead being capable of taking only 1·6 per cent. of zinc whilst zinc, takes up only 1·2 per cent. of lead, as Karsten, in 1842, concluded from experiments which he made on this subject that lead gives up all the silver which it contains when mixed with zinc, but he did not apply this conclusion to practical metallurgy. In the year 1850 Alexander Parkes, of Birmingham, patented a process for extracting silver from lead by the above-mentioned reaction. For a ton of lead containing 100 lbs. of silver, 22·4 lbs. of zinc are needed and a proportionally greater amount if more silver be present. The alloy of zinc and lead is drawn to the surface during cooling, and when it solidifies is drawn by means of a perforated ladle. In order to remove the small quantity of zinc which is dissolved in the remaining lead, the mixture is heated to dull redness in a crucible, the zinc thereby being oxidised, whilst the main portion of lead remains behind in the marketable state. Silver is separated from the alloy of zinc in the manner already described under Silver (p. 444).

Gold and copper, which sometimes occur in marketable lead, can be separated from it in the same way, inasmuch as they combine with zinc even more readily than does silver, and the process has been satisfactorily carried out in England. A similar method is employed in the Harz; the lead is melted with 0·16 per cent. of zinc, and the alloy is drawn to the surface, having the composition:

Pb	Zn	Cu	Ag
89·46	5·78	4·52	0·243 = 100

On a second addition an alloy having the following composition is obtained:¹

Pb	Zn	Cu	Ag
91·05	5·21	3·50	0·238 = 99

Market lead almost always contains traces of copper and iron, and occasionally of zinc, nickel and

¹ Rammelsberg, *Ber. Entw. Chem. Ind.* 935.

the silver which it contains varies from one part in to one part in 200,000, but since the introduction of the of desilverising by zinc and purification by steam the of the commercial lead has very much increased.

analysis of desilverised and refined lead of the Penn- a Lead Co.¹ gave the following results :

Antimony	0·00051 per cent.
Copper	0·00007 „
Iron	Traces
Zinc	0·00038 „
Silver	0·00042 „
Sulphur	0·00018 „

g a total impurity of only 0·00156 per cent.

Condensation of Lead Fume.—During the smelting processes amount of lead fume is carried away in suspension in ste gases from the furnaces, and many devices have been ced for condensing and collecting these fumes, for ment treatment. In many works the arrangement con- erely in having very long flues between the furnaces and imney, the amount of condensation depending on the of the flue. In other works more complete condensa- effected by arrangements for lowering the velocity of the by first passing the exit gases through large chambers ing baffle-plates, and then through iron flues cooled by . Other methods for condensing the fume consist of water spray or causing the gases to pass through layers r on their way to the chimney.

following table shows the production of lead in 1904, by ef lead-producing countries :

Australasia	106,230 tons
Belgium	20,900 „
Canada	16,970 „
France	16,320 „
Germany	122,800 „
Italy	20,960 „
Mexico	92,000 „
Spain	165,900 „
United Kingdom	17,700 „
United States	269,820 „

Trans. Amer. Inst. of Mining Engineers, 1874, 3, 322.

401 *Chemically pure lead* is prepared according follows:—A solution of acetate of lead is heated in a vessel in contact with thin sheet lead to a temperature of 40° to 50° in order to precipitate silver and copper. The solution is then poured into pure, very dilute sulphuric acid. The lead sulphate formed is carefully washed with water, ammonium carbonate and ammonia, and thus converted into lead carbonate. A portion of this is then converted into lead oxide by carefully heating in a platinum basin, the remaining portion pure dilute nitric acid is added in a quantity that a portion of the carbonate remains undissolved. The oxide of lead is then added to the boiling solution of potassium nitrate in order to precipitate traces of iron, and the solution poured into one of pure ammonium carbonate. The precipitated lead carbonate is then reduced with stannous potassium cyanide, and the metal thus formed is washed free of time with the cyanide, when it assumes in the cold a convex surface like mercury.

Lead can easily be crystallised in the form of regular polyhedra by melting, allowing the molten metal part to solidify and pouring off the portion which is still liquid. Crystals are obtained by the electrolytic decomposition of lead salts using a strong current, but with weak currents belonging probably to the monoclinic system a crystalline lead is also deposited at the cathode by the electrolysis of sulphuric acid with lead electrodes, sometimes in the form consisting of microscopic needles and plates.² Similar crystals to these separate out in arborescent forms, known as the lead tree, if a piece of lead hung up in a solution of sugar of lead. Lead has a specific gravity of 11·254, or after it has been poured into a mould and On hammering it cracks and becomes lighter. When pressed it attains a specific gravity of 11·388. Lead when distilled in vacuo has the specific gravity of 11·3470. It is tough, may be cut with a knife, and leaves a white powder on paper. It can easily be rolled out to thin foil, but is not drawn out into fine wire. When melted repeatedly

¹ *Bull. Acad. Roy. Belg.* 10, 294.

² Elbs and Rixon, *Zeit. Elektrochem.* 1903, 9, 265; Haber, *Ann.* 1898, 16, 438.

³ Kahlbaum, Roth, and Siedler, *Zeit. anorg. Chem.* 1902,

hard and brittle, which is probably due to the formation of a small quantity of oxide. On the large scale this oxide may be removed by poling or stirring up the molten mass with a pole of green wood. The presence of antimony, zinc, bismuth, arsenic, and silver increases the brittleness of lead. Lead belongs to the class of white metals, though it has a decidedly bluish-grey tint indicated by the expression lead-grey. A freshly cut surface possesses a bright lustre, which, however, soon becomes dull from superficial oxidation. By the electrolysis of lead nitrate Wöhler obtained a deposit on the negative pole of crystallised leaflets of lead possessing a red colour like that of copper. These did not dissolve in dilute acids, whilst they were soluble in hot nitric acid, and on dissolving, the colour resembled that of copper to the last moment.¹ Lead melts at 326°, and begins to volatilise at a bright red heat, boiling rapidly before the oxyhydrogen blowpipe. It cannot, however, be distilled in closed vessels like zinc, although when zinc is extracted from ores containing lead, the vapour of zinc is mixed with vapour of lead, and a considerable portion of the loss experienced in the ordinary processes of lead-smelting is due to this cause.

Lead has been obtained in the colloidal form by reducing a solution of the dichloride with hydrazine hydrate in the cold.²

Metallic lead is largely employed in the arts for a great variety of purposes on account of its softness and pliability, its low melting point, the difficulty with which it undergoes oxidation, and the fact that it withstands the action of water and of many acids better than most of the common metals.

The most important alloys of lead are those which it forms with tin, which have been described under that metal (p. 830).

¹ *Ann. Chem. Pharm. Suppl.* 1863, 2, 135.

² Gutbier, *Zeit. anorg. Chem.* 1902, 31, 448.

COMPOUNDS OF LEAD.

LEAD AND OXYGEN.

402 Lead forms five compounds with oxygen :

Lead suboxide, Pb_2O ,
 Lead monoxide, PbO ,
 Lead sesquioxide, Pb_2O_3 ,
 Red-lead, Pb_3O_4 ,
 Lead dioxide, PbO_2 .

The most important of these is the strongly basic oxide, which corresponds to the chief series of salts, in which lead is divalent. The dioxide acts as a weak basic oxide, and as a strong acid, as an acidic oxide to strong bases, and in many respects as a peroxide. The sesquioxide and the tetroxide are probably salts formed by the combination of the dioxide and the acidic dioxide (p. 869).

Lead Monoxide, PbO .—This compound was known to the ancients, as it is formed when lead is heated in contact with air, and is, therefore, produced in various metallurgical operations. The different forms of this compound were, however, considered as different substances, giving rise to the names *plumbum scoria plumbi*, *scoria argenti*, *galena*, $\mu\omicron\lambda\acute{\upsilon}\beta\delta\alpha\iota\nu\alpha$, $\lambda\iota\theta\omicron$. When lead is heated to its point of volatilisation it takes fire and burns with a white light, yielding a white oxide which formerly received the name of flowers of lead, *plumbi*. Lead, when heated in the air, becomes covered with a grey film, and if the surface be continually renewed, is wholly converted into lead-ash, a yellowish-grey powder, a mixture of metallic lead and yellow monoxide, which, when heated in the air for a longer time, is wholly converted into the latter. This yellow oxide is termed *massicot*, while the white form of lead monoxide termed *litharge*, is obtained by heating at a temperature at which the oxide fuses, solidifying to a mass sometimes of a yellow tint, sometimes rather to red.

Crystallised oxide of lead also occurs in nature and is found near Vera Cruz (Nöggerath). The crystalline oxide can be artificially obtained by allowing litharge to cool

forms rhombic octahedra, which are sometimes also found as a deposit in the lead furnaces (Mitscherlich), and red tetragonal crystals may also be obtained (Geuther). Lead oxide possesses a colour varying from lemon-yellow to reddish-yellow, and on heating assumes a brownish-red tint. Its specific gravity at 4° is 9.36 (Joule and Playfair). It is reduced to the metallic state by carbonic oxide at 100°, and by hydrogen at 310°. Litharge is largely used in the arts, especially for the manufacture of flint-glass, and as a glaze for earthenware; it is also used for the preparation of red-lead, lead acetate, lead nitrate, white-lead, lead-plaster, and drying oils. Commercial litharge contains carbon dioxide and water absorbed from the air, which may be removed by ignition. Not infrequently it contains small quantities of iron oxide and copper oxide, the latter easily removable by ammonia.

Basic Lead Hydroxide, $Pb_2O(OH)_2$.—This substance is obtained as a white precipitate by the action of air and water free from carbonic acid upon the metal, or is thrown down as a white precipitate on the addition of ammonia or a fixed alkali to a lead salt; this, however, dissolves in a large excess of the reagent and the solution contains a *plumbite*, $H \cdot PbO \cdot OR$, in which the normal hydroxide acts as a weak monobasic acid.¹ The basic hydroxide is obtained in colourless tetragonal crystals by exposing a cold solution of lead monoxide in caustic potash to the air, the carbon dioxide in the latter converting the caustic potash into potassium carbonate.

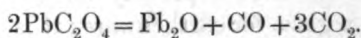
The compound $Pb_3O_2(OH)_2$ is formed according to Payen as follows:—100 parts of a solution of basic acetate of lead, $Pb_3O_2(C_2H_3O_2)_2$, saturated at 16° are added to 50 volumes of cold water which has previously been well boiled: a mixture of 20 parts of ammonia and 30 parts of boiled water is then added, and the solution allowed to stand at a temperature of 25–30°, when the above hydrate separates out in glittering octahedra.

At 130° lead hydroxide loses a portion, and at 145° the whole of its water, being then converted into lead oxide. The hydroxides of lead as well as the oxide turn moistened red litmus paper blue as they are somewhat soluble in water. They act as strong bases but also combine with certain basic oxides. Thus when lead oxide is fused with the alkalis, alkaline earths, and other metallic oxides, a glass is formed and in consequence

¹ Hantzsch, *Zeit. anorg. Chem.* 1902, **30**, 289.

of this lead oxide attacks clay crucibles. It dissolves in caustic potash and soda as well as in lime and barytes, yielding yellow liquids. The calcium compound is soluble in water and crystallises on cooling in white crystals (Berthollet, Karsten).

Lead Suboxide, Pb_2O , is formed when lead oxalate is heated in an atmosphere free from oxygen to a temperature of 400° (Dulong):



It is a black, velvety powder of specific gravity 8.5 (Tammann),¹ which when heated in absence of air is reduced into the metal and the monoxide. When lead is heated in air the surface becomes covered first with a grey powder, which according to Berzelius, consists of the suboxide. This powder has by some been considered to be an intimate mixture of finely-divided lead and the monoxide. Against this view, however, is to be placed the fact that mercury does not separate from metallic lead from this grey powder, whilst a solution which readily dissolves lead monoxide does not dissolve lead from this substance. After heating, dilute acetic acid solution of sugar does dissolve out lead oxide, while the lead remains behind in the coherent state.

Lead Sesquioxide, Pb_2O_3 , is formed when a solution of potassium hypochlorite is carefully added to a cold caustic potash solution of lead oxide (Winkelblech), or when a solution of lead acetate in acetic acid is precipitated by very dilute ammonium carbonate. It is a reddish-yellow amorphous powder which does not dissolve in whole of its water at 150°. It is decomposed by heating into lead monoxide and dioxide, and is, therefore, considered as a compound of these two, PbO, PbO_2 , and may be called *metaplumbate* (p. 869).

Red-Lead or Minium, Pb_3O_4 .—This compound was known to Pliny, under the name of *minium*, but it was not sufficiently distinguished from cinnabar and the white-lead of arsenic. Dioscorides, however, mentions that it is prepared from white-lead: "*cerussa, si coquatur rubeo, fit minium*." Geber says: "*plumbum aduritur et fit minium*."

Red-lead is usually prepared by carefully heating white-lead divided pure massicot or white-lead. For this purpose the white-lead is heated for about twenty-four hours either on the

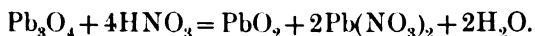
¹ *Zeit. anorg. Chem.* 1901, 27, 304.

of a reverberatory furnace, or in barrel-shaped vessels open at both ends, the mass being frequently stirred and the heat not allowed to rise above dull redness. The brightness and beauty of the colour much depend on the care spent on the roasting, as these properties are not wholly influenced by the absorption of oxygen, but more especially by the particular molecular condition of the material, and this is produced only at a given temperature.

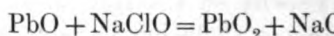
Red-lead is a scarlet crystalline granular powder, which, on heating, first assumes a finer red colour and afterwards turns violet, and lastly black, but on cooling regains its original tint. When more strongly heated it loses oxygen and is converted into the monoxide. Its specific gravity varies from 8.6 to 9.1. Commercial red-lead frequently contains the yellow oxide, litharge, mixed with it, which may be extracted by repeatedly digesting it with a solution of lead acetate. Red-lead is largely used as a paint and also in the preparation of flint-glass. For both of these purposes it is necessary that it should be as free as possible from iron, and in this case it is not infrequently prepared from white-lead. Red-lead is also adulterated with oxide of iron, red bole, powdered heavy spar, and brick-dust. These substances remain undissolved when red-lead is digested in warm dilute nitric acid to which a little sugar has been added, whilst the red-lead is completely dissolved. Boiling hydrochloric acid extracts sesquioxide of iron from the impure oxide with formation of lead chloride and liberation of chlorine. Like the sesquioxide it is decomposed by acids into the monoxide or a corresponding salt, and the dioxide, and is therefore regarded as a compound of two molecules of the former and one of the latter, $2\text{PbO}, \text{PbO}_2$, and may be termed *lead orthoplumbate* (p. 869).

Lead Dioxide, Lead Peroxide or Puce-coloured Oxide of Lead, PbO_2 .—This substance was discovered by Scheele, who observed that red-lead is coloured brown when treated with chlorine water, whilst Priestley found that nitric acid produces the same reaction. The properties of the puce-coloured lead oxide were more exactly examined by Proust and Vauquelin.

Lead dioxide may be prepared according to a variety of methods. The simplest plan is by acting upon red-lead with dilute nitric acid:



It is likewise obtained by the action of chlorine in the presence of alkalis (Wöhler), or by treating a pure lead salt with a soluble hypochlorite.



It is also prepared by the electrolysis of a solution of lead chloride, in which litharge is suspended.¹

It is obtained in the dry way by fusing 4 parts of lead, 1 part of potassium chlorate, and 8 parts of potassium carbonate (Wöhler). Lead oxide is also converted into lead dioxide by the action of ozone as well as of hydrogen peroxide. Lead deposited in crystalline scales at the positive pole of a lead salt in nitric acid is decomposed by the action of an electric current, and it has been proposed to estimate lead in this way.

This substance is found native in the form of a mineral which crystallises in black hexagonal prisms of specific gravity of 9.4. The artificial dioxide sometimes occurs in the form of brownish-black six-sided tablets, but more commonly as a brown powder having a specific gravity of 8.9.

Lead dioxide decomposes on heating into lead monoxide. It loses oxygen when simply exposed to air, red-lead being formed. It has a strongly oxidising action when triturated with one-sixth of its weight of potassium chlorate in fire and burns with a brilliant flame, forming potassium chloride. Aqueous hypophosphorous acid is at once oxidised to phosphoric acid of lead phosphate. When immersed in sulphuric acid at ordinary temperatures it becomes red-hot and decomposed into lead sulphate, whilst nitrogen peroxide and carbon dioxide convert it into lead nitrate. A large number of other carbon compounds when triturated with lead dioxide undergo evolution of light and heat. When treated with hydrochloric acid, chloride of lead and free chlorine are formed. Lead dioxide is often employed as an oxidising agent, for instance, in the analysis of organic substances containing sulphur, in order to separate the sulphur dioxide from the dioxide. The mixture of lead nitrate and lead dioxide, when treating red-lead with nitric acid is employed to separate the oxidised red-lead in the manufacture of lead

¹ *Chemische Fabrik. Griesheim-Elektron*, German Pat.

² Wolman, *Zeit. Elektrochem.* 1897, **3**, 537; Hollander, *ibid.* **136**, 229, and others.

³ Vauquelin, *Ann. Chim. Phys.* 1807, **62**, 221.

Lead dioxide is capable of acting as a weak basic oxide, yielding the unstable tetravalent lead salts, and also as a peroxide and an acid-forming oxide, forming compounds to which the name *plumbates* has been given. *Orthoplumbates* having the composition $M'_4\text{PbO}_4$ and *metaplumbates*, $M'_2\text{PbO}_3$, are known,¹ and the free *metaplumbic acid*, $\text{PbO}(\text{OH})_2$ or H_2PbO_3 , is deposited at the positive pole as a black lustrous substance on the electrolysis of a slightly alkaline solution of lead sodium tartrate.

The orthoplumbates of the alkaline earths are obtained by heating the carbonates or hydroxides with lead monoxide in presence of air, the *calcium salt*, Ca_2PbO_4 , crystallising with four molecules of water in almost colourless microscopic transparent crystals. These compounds evolve oxygen on strongly heating, and it has been proposed to utilise this method for obtaining oxygen from the atmosphere on the large scale, and this salt has also been used as an oxidising agent.²

Potassium Metaplumbate, $\text{K}_2\text{PbO}_3 \cdot 2\text{H}_2\text{O}$, is obtained in crystals by fusing lead dioxide with excess of caustic potash in a silver crucible, dissolving in water and evaporating in a vacuum.³ The solution gives with most metallic salts precipitates of the corresponding metaplumbates.

Calcium Metaplumbate, $\text{CaPbO}_3 \cdot 4\text{H}_2\text{O}$, is obtained by digesting the orthoplumbate with sodium peroxide and water, and from this other metaplumbates have been obtained.⁴

As already mentioned lead sesquioxide and red-lead may be regarded as the metaplumbate and orthoplumbate of lead, their constitution being represented by the formulæ $\text{Pb}^{\text{II}}\text{PbO}_3$ and $\text{Pb}_2^{\text{II}}\text{PbO}_4$. Lead metaplumbate has been prepared from the calcium salt and is identical with the sesquioxide.⁵

When calcium meta- or ortho-plumbate is heated in dry air at 250° *calcium perplumbate*, CaPb_2O_6 , is formed.⁶

¹ Compare Bellucci, *Atti R. Accad. Lincei*, 1905 [5], 14, i. 457.

² Kassner, *Arch. Pharm.* 1890, 228, 109; 1894, 232, 375; 1895, 233, 501.

³ *Ann. Chim. Phys.* 1844 [3], 12, 490.

⁴ Grützner and Höhnel, *Arch. Pharm.* 1895, 233, 512.

⁵ Höhnel, *Arch. Pharm.* 1895, 233, 501.

⁶ Kassner, *Arch. Pharm.* 1899, 237, 409; 1900, 238, 449.

LEAD AND THE HALOGENS.

403 *Lead Fluoride*, PbF_2 .—This compound is formed by heating lead oxide or carbonate with hydrofluoric acid, or by precipitating a lead salt with a soluble fluoride. It is almost insoluble in water and in hydrochloric acid, and is almost insoluble in water and in hydrochloric and nitric acids. It is readily soluble in hydrochloric and nitric acids. A solution of lead chloride is precipitated with ammonia as an easily soluble basic fluoride. A solution of lead chloride is precipitated with potassium fluoride as the compound PbClF is formed. This chloro-fluoride is slightly soluble in water, dissolving without decomposition (Berzelius).

Lead Tetrafluoride, PbF_4 .—This compound is formed by the action of strong sulphuric acid on lead fluoride, $3\text{KF}, \text{HF}, \text{PbF}_4$, but has not been obtained in a pure state. The above double salt, which is isomorphous with an analogous tin derivative, is obtained by the action of hydrofluoric acid and potassium fluoride on lead tetrafluoride. It is formed by fusing lead dioxide with potassium fluoride and decomposing the product with hydrofluoric acid. It forms monomeric molecules which evolve hydrofluoric acid at 230° , and at a higher temperature yield free fluorine.¹

Lead Chloride, PbCl_2 .—Dioscorides mentioned the white oxide of lead when brought in contact with cold water. In warm water becomes white. After the discovery of lead chloride, to which the name of horn-silver was given, the corresponding lead compound was termed horn-silver (*corneum*). Lead chloride occurs native in the mountains of the Apennines as the mineral cotunnite. Lead combines with chlorine but slowly, and without incandescence. Dilute hydrochloric acid dissolves the metal only in the presence of oxygen, then but slowly. The boiling concentrated acid dissolves it into chloride with evolution of hydrogen. Lead chloride is easily prepared by the action of hydrochloric acid on the oxide or carbonate, and also by the precipitation of a tolerably concentrated solution of a lead salt with hydrochloric acid or a soluble chloride. It is obtained in the form of a white crystalline precipitate of which 100 parts of water dissolve 0.909 part at 15° , and 3.2 parts

¹ Brauner, *Journ. Chem. Soc.* 1894, 393.

crystallises, when a boiling solution is cooled, in white rhombic needles, having a specific gravity of 5.8. It is soluble in dilute hydrochloric acid and solutions of less than in pure water, but dissolves more freely in concentrated hydrochloric acid; hence a precipitate may be obtained by adding water to the latter solution, whilst the original solution is precipitated by hydrochloric acid. It also dissolves readily in the solutions of the acetates and thiocyanates of the alkali metals. When heated in absence of air, lead chloride melts at about 485° , solidifying on cooling to a translucent horny mass; it volatilises at a temperature of 934° , the vapour having a density of 5.8 corresponding to the formula $PbCl_2$.¹

Lead chloride yields a large number of oxychlorides. The compound PbO occurs as the mineral matlockite and may be obtained directly by igniting the chloride in the air till no further oxygen is evolved. The mineral mendipite has the composition PbO , and numerous others, some of which contain water of crystallisation have been prepared. The hydrate $PbCl_2 \cdot PbO$, which may also be formulated as lead hydroxychloride $Pb(OH)Cl$, and occurs as the mineral laurionite, was formerly obtained by a process patented by Pattinson in 1849. In this process lead chloride is first prepared from finely pulverised galena and concentrated hydrochloric acid; this is then dissolved in water and mixed with lime-water in certain definite proportions; a white precipitate having the composition given above is obtained, which was at one time used as a paint in place of lead.

Lead oxychloride is likewise obtained by warming lead chloride with a solution of common salt (Scheele), caustic soda being at the same time produced. In the year 1787 Turner obtained a patent for the purpose of preparing caustic soda by the action of lead chloride, and found that the residue when heated became yellow and possessed a yellow colour. This oxychloride is known under the name of *Turner's yellow* or *patent yellow*. Berthollet then showed that when lead chloride and lead oxide are fused together a yellow-coloured body is obtained. This is known as *Cassel yellow*, and is usually prepared by fusing one part of sal-ammoniac and about 10 parts of massicot, or white-lead; a part of the sal-ammoniac sublimes and is removed, and the resulting compound contains about one

¹ Roscoe, *Proc. Roy. Soc.* 1878, 27, 428.

molecule of chloride to seven molecules of oxide, passing being at the same time reduced by the ammonia.

Lead chloride also yields a number of double chlorides of other metals.

Lead Tetrachloride, PbCl₄.—A solution of this is obtained by dissolving the dioxide in well-cooled hydrochloric acid, but it is best prepared by passing chlorine gas through a solution of lead chloride suspended in hydrochloric acid. On the addition of ammonium chloride, *ammonium plumbichloride*, $\text{PbCl}_4 \cdot 2\text{NH}_4\text{Cl}$, crystallises out, and the same compound is also obtained by acting on lead tetracetate with concentrated hydrochloric acid and then adding ammonium chloride.¹ It may also be prepared by the action of hydrochloric acid and ammonium chloride on lead chloride in the cold,² or by the electrolysis of a solution of lead chloride in hydrochloric acid with lead electrodes, the cathode being placed in a porous pot, when an orange solution of lead tetrachloride is formed, and this on addition of ammonia yields the double compound.³ When this compound is added to concentrated sulphuric acid, it yields the tetrachloride, as a yellow fuming liquid, which readily decomposes into the dioxide and chlorine. It has a specific gravity of 3.18 at 0° and at -15° to a yellowish crystalline mass, and yields a small quantity of water, but in presence of water it is decomposed into lead dioxide and hydrochloric acid.

Lead Bromide, PbBr₂.—This compound closely resembles lead chloride. It is obtained by treating lead oxide with hydrobromic acid, or by precipitating a lead salt with potassium bromide, when it is thrown down in the form of white shining needles. It dissolves in hot water with a specific gravity of 6.6. When heated in a closed vessel it forms a red liquid which on cooling solidifies into a horny mass. Fused in contact with the air it gives off fumes and leaves a residue of *oxybromide*, $\text{PbBr}_2 \cdot \text{PbO}$, a pearly yellow mass, whilst the *hydrated oxybromide*, $\text{PbO} \cdot \text{H}_2\text{O}$ or PbBrOH , has been prepared by heating solutions of sodium bromide and lead acetate.⁵

Lead Iodide, PbI₂.—Hydriodic acid easily dissolves

¹ Hutchinson and Pollard, *Journ. Chem. Soc.* 1899, 212.

² Seyewetz and Trawitz, *Compt. Rend.* 1903, 136, 686.

³ Elbs and Nübling, *Zeit. Elektrochem.* 1903, 9, 776.

⁴ Friedrich, *Monatsh.* 1893, 14, 505; Classen, *Zeit. anorg. Chem.* 1900, 100.

⁵ de Schulten, *Bull. Soc. fran. Min.* 1897, 20, 186.

the iodide separates out from a concentrated solution in beautiful yellow crystals (Deville). When a solution of a lead salt is mixed with a soluble iodide a yellow precipitate of lead iodide is formed. This is soluble in 1,235 parts of cold and 194 parts of boiling water, giving rise to a colourless solution from which the iodide separates out on cooling in yellow laminae resembling those of mosaic gold. The specific gravity of this compound is 6.1; on heating it becomes reddish-yellow, then bright red, and lastly brownish-black; it melts in a closed tube to a reddish-brown liquid which solidifies to a yellow crystalline mass, and may be sublimed unchanged by heating in carbon dioxide.¹ Like the chloride and bromide, it easily forms basic salts.

A number of mixed halogen compounds of lead have been described, which are mostly prepared by the action of the halogen salts of potassium or ammonium on those of lead. In this way the compounds PbFBr , PbICl , and PbBrCl , are stated to be formed, as well as double compounds of these with the haloid salts of ammonia.² There is, however, some doubt as to whether these are true compounds or isomorphous mixtures of the halogen salts of lead.³

LEAD AND SULPHUR.

404 *Lead Sulphide*, PbS , occurs in nature as galena, crystallised in cubes or in other combinations of the regular system. It possesses a bluish-grey colour, and has a specific gravity varying from 7.25 to 7.7. This mineral was known to the ancients under its present name, but the fact that it contained sulphur was not recognised until after some time. Thus even Kunkel was unacquainted with this fact, though Boyle⁴ was aware that when galena is heated with scrap-iron metallic lead is formed and recommended this mode of producing lead.

When sulphur vapour is led over metallic lead it takes fire and burns, forming a crystalline sulphide, and even tolerably thick strips of lead take fire in sulphur vapour with a vivid glow, depositing half-fused globules of lead sulphide. It can also be

¹ Schtscherbakoff, *J. Russ. Phys. Chem. Soc.* 1905, **37**, 682.

² Thomas, *Compt. Rend.* 1898, **126**, 1349; 1899, **128**, 1234, 1329; *Bull. Soc. Chim.* 1898 [3], **19**, 598; Fonzes-Diacon, *Bull. Soc. Chim.* 1897 [3], **17**, 346.

³ Hertz and Bogg, *J. Amer. Chem. Soc.* 1897, **19**, 820.

⁴ A hydrostatical way of estimating ores of lead.

prepared by fusing lead oxide with an excess sulphuretted hydrogen is passed into a solution an amorphous black precipitate is formed passed into a dilute solution of the salt with acid a crystalline precipitate is obtained microscopic cubes (Muck).

Sulphide of lead fuses at a strong red heat in a current of many gases sublimes in cubes of a diameter of 1.5 mm. Crystals of galena are obtained in lead-works in a similar way. On the other hand crystals may be obtained by fusing one part of lead sulphide with six parts of potash and six parts of sulphur (Schneider). Nitric acid converts galena into lead sulphur, partly into the nitrate and partly into the latter compound being formed in the largest amount. Nitric acid is strongest. Hot concentrated hydrochloric acid with evolution of sulphuretted hydrogen.

When an aqueous solution of a lead salt is treated with hydrochloric acid is treated with a small quantity of hydrogen a yellowish to dark red precipitate is formed consists of a double chloride and sulphide. According to Hünenfeld,¹ this precipitate has the composition 2PbCl_2 , whilst Parmentier² found the composition $\text{PbS}, 2\text{PbCl}_2$ it is converted by an excess of sulphuretted hydrogen into lead sulphide, and loses lead chloride on treatment with hydrochloric acid. The compound $\text{PbS}, 4\text{PbCl}_2$ has been obtained from a solution of lead sulphide in concentrated hydrochloric acid whilst similar compounds with lead bromide have also been prepared.³

A polysulphide of lead, PbS_5 , is formed by the action of calcium polysulphide on lead nitrate at 0° forming a precipitate which decomposes rapidly at ordinary temperatures into the monosulphide and sulphur.⁴

Lead Sulphate, PbSO_4 .—This substance is known as lead vitriol or anglesite in transparent crystals isomorphous with those of celestine and cerussite and pseudomorphs of galena. It is obtained by precipitating a lead salt with sulphuric acid. If a layer of water be poured

¹ *J. pr. Chem.* 1836, 7, 27. ² *Compt. Rend.*

³ Lenher, *J. Amer. Chem. Soc.* 1895, 17, 511

⁴ Bodroux, *Compt. Rend.* 1900, 130, 1397.

solution of potassium sulphate, and a platinum wire on which some lead chloride has been fused allowed to dip into the water, crystals of lead sulphate are gradually formed.¹ Lead sulphate has a specific gravity of 6.2 to 6.3. It melts at a red heat without decomposition. One part of the salt dissolves in 21,739 parts of cold water, and in 36,504 parts of dilute sulphuric acid, whilst concentrated sulphuric acid can take up about 6 per cent. of the compound. It also dissolves in warm ammonia and caustic potash, and in hot hydrochloric acid with formation of lead chloride. Sulphate of lead is likewise very readily soluble in ammoniacal salts, especially in the acetate; calcium acetate and many other salts also dissolve it.

When lead sulphate is boiled with concentrated sulphuric acid it is dissolved and is afterwards deposited in crystals, and if the mother-liquor be allowed to stand in contact with moist air crystals of the acid sulphate, $\text{PbSO}_4, \text{H}_2\text{SO}_4, \text{H}_2\text{O}$, similar to those of the corresponding barium salt are formed.

When the normal salt is treated with ammonia the basic sulphate Pb_2SO_5 or $\text{O} \left\langle \begin{array}{c} \text{Pb} \cdot \text{O} \\ \text{Pb} \cdot \text{O} \end{array} \right\rangle \text{SO}_2$ is formed. The same salt is obtained in microscopic needles when an excess of a hot solution of sodium sulphate is added to basic lead formate (Barfoed).

Plumbic Sulphate, $\text{Pb}(\text{SO}_4)_2$, is obtained at the anode as a greenish-yellow crystalline precipitate, when a solution of sulphuric acid is electrolysed below 30° with an anode of lead placed in a porous pot. It is decomposed by water with formation of sulphuric acid and lead dioxide and is a powerful oxidising agent.²

LEAD AND NITROGEN AND PHOSPHORUS.

405 *Lead Imide*, PbNH , is obtained by the action of potassium amide on lead iodide in liquid ammonia, and is a reddish-brown explosive substance. If the lead iodide be in excess the white basic salt $\text{NPb}_2\text{I}, \text{NH}_3$ is obtained.³

Lead Nitrite, $\text{Pb}(\text{NO}_2)_2$.—This substance is most readily obtained by decomposing silver nitrite with lead chloride and concentrating the solution in a vacuum, when yellow prisms separate out, which are easily soluble in water. On

¹ Manross, *Annalen*, 1852, **82**, 360.

² Elbs and Fischer, *Zeit. Elektrochem.* 1900, **7**, 343.

³ Franklin, *J. Amer. Chem. Soc.* 1905, **27**, 820.

When heated in a sealed tube at 357° it decomposes partially according to the equation:¹



The salt is largely used in dyeing and calico-printing, for the preparation of mordants, and for the preparation of chrome-yellow.

When the normal salt is boiled with an equal weight of lead oxide and water, crystals of a basic nitrate, $\text{Pb}(\text{NO}_3)\text{OH}$, are thrown down on cooling. These are sparingly soluble in cold and more readily soluble in hot water. When gently heated it is converted into red-lead. If a solution of the normal salt be precipitated with a slight excess of ammonia, and the solution heated in a closed vessel with the addition of some of the normal salt until the smell of ammonia has almost disappeared, a basic nitrate is formed, having the composition $2\text{Pb}(\text{NO}_3)\text{OH}, \text{PbO}$. It is a white powder slightly soluble in water. When an excess of ammonia is employed the compound $\text{Pb}(\text{NO}_3)\text{OH}, 2\text{PbO}$ is thrown down as a white powder.

Phosphates of Lead.—When common sodium phosphate is precipitated by acetate of lead a white precipitate of normal lead orthophosphate, $\text{Pb}_3(\text{PO}_4)_2$, is formed. If a boiling solution of lead nitrate be precipitated by phosphoric acid, a glittering white crystalline precipitate of HPbPO_4 is produced, and the same compound is obtained in the form of crystalline needles when lead pyrophosphate is heated with water to 250°. The pyrophosphate and metaphosphate of lead are white precipitates.

The following minerals are lead phosphates and arsenates isomorphous with apatite:

Pyromorphite, $\text{Pb}_3(\text{PO}_4)_2, \text{Pb}_2\text{Cl}(\text{PO}_4)$,
 Polysphærite, $(\text{Pb}, \text{Ca})_3(\text{PO}_4)_2, (\text{Pb}, \text{Ca})_2\text{Cl}(\text{PO}_4)$,
 Mimetesite, $\text{Pb}_3(\text{AsO}_4)_2, \text{Pb}_2\text{Cl}(\text{AsO}_4)$, and
 Kampylite, $\text{Pb}_3 [(\text{As}, \text{P})\text{O}_4]_2, \text{Pb}_2\text{Cl}[(\text{As}, \text{P})\text{O}_4]$.

These usually contain a portion of their chlorine replaced by fluorine.

Borates of Lead.—If boron trioxide and lead oxide be fused together in the proportion of two molecules of the former to three of the latter, a yellowish soft glass is obtained, which softens when exposed to the action of hot oil. If double the weight

¹ Baekeland, *J. Amer. Chem. Soc.* 1904, 26, 391; Morgan, *J. Physical Chem.* 1904, 8, 416.

of boron trioxide be employed the glass obtained is less coloured, and if three times the weight of glass is obtained, which possesses the hardness which refracts light much more powerfully. It is precipitated with borax, a compound having the composition $Pb_2B_6O_{11} \cdot 4H_2O$ is formed, and this when washed with ammonia is converted into a heavy white precipitate of composition $PbB_2O_4 \cdot H_2O$, which again, when dissolved in a solution of boric acid, yields an amorphous precipitate of composition $PbB_4O_7 \cdot 4H_2O$.

LEAD AND CARBON AND SILICON

406 Carbonates of Lead.—*Normal Lead Carbonate* occurs as cerussite or white carbonate of lead and is isomorphous with aragonite, and also as pseudomorphous and lead sulphate. The same compound is formed by precipitating a cold solution of lead acetate by ammonia (Berzelius), or by passing carbon dioxide into a solution of sugar of lead (Rose). Cerussite forms colourless lustrous crystals, having a specific gravity of 7.4. The precipitated carbonate has a specific gravity of 7.4 and is scarcely soluble in water, one part dissolving in 1000 parts of water at the ordinary temperature, but in presence of carbonic salts it is somewhat more soluble (Fresenius). Carbon dioxide in water also dissolves it slowly.

Lead forms several basic carbonates, among which *white-lead* is the most important, since it is manufactured on a large scale. In the pure state this compound has the composition $2PbCO_3 \cdot Pb(OH)_2$, but the commercial product contains the normal carbonate in addition.

White-Lead has long been known, being called *ceruse* by Theophrastus. The process of manufacture as described by Pliny consisted in the action of vinegar on lead, the metal being scraped off after a time from the surface. Pliny mentions the same subject under the name of *ceruse* and describes the above method of manufacture. It is now known that it may be obtained by dissolving lead in vinegar and evaporating to dryness. Thus it would appear that the difference between white-lead and sugar of lead was not known

¹ Faraday, "On the Manufacture of Optical Glass," *Phil.*

describes the manufacture as follows: "plumbum ponendo vaporem aceti fit cerussa," a description which accords the method employed even up to the present day. For some time white-lead was supposed to be a compound of calx with vinegar, and it was not until 1774 that Bergman discovered that white-lead contained lead calx and fixed air and gave it the name of "luftsaurer blei-kalk" or "calx plumbi

The oldest process for the manufacture of white-lead is known as the *Dutch process*. In this method conical glazed earthenware pots, six inches wide, are filled to one-fourth of their depth with vinegar. At one-third of the height of the pot from the bottom are three projecting points on which a crosspiece of lead is laid, and on this are placed vertically a number of leaden rods rolled up into a spiral, and the whole covered with a leaden sheet. The pots are then placed under a shed in rows upon horse-dung or spent tannery-bark and covered with boards; another row of dung or decomposing bark is laid upon the boards, and another row of pots, many rows of pots being thus piled above one another, and the whole covered by the tan or bark. By the slow oxidation of the dung heat is evolved, which causes the evaporation of the vinegar and causes basic lead to be formed, and this in contact with the carbon dioxide from the putrefaction of the organic matter is converted into white-lead. In the course of from four to five weeks a larger portion of the lead is converted into white-lead, the conversion taking place from without inwards. The white-lead is detached, ground into a fine paste whilst moist, washed with water free it from adhering acetate, and dried in small round pans. Unwashed white-lead contains a considerable quantity (about 12 per cent.) of the normal acetate.

According to the *German method* of manufacture, plates of lead are hung up in wooden boxes placed in an atmosphere of carbon dioxide in heated chambers containing a stratum of acetic acid, and the plates are suspended in heated chambers having their floors covered with tan and acetic acid.

The *French method*, introduced by Thénard, and the *English method* suggested by Benson, do not furnish a white-lead which possesses the same covering power as that prepared by the other methods. The process in these cases consists in passing carbon dioxide through a solution of a basic acetate of lead, and is followed by boiling a solution of sugar of lead with litharge.

Another method, which yields a white covering power is the process patented by This consists in carefully grinding between ture of litharge, or any insoluble basic lead sodium bicarbonate. Milner has improved by grinding a mixture of 4 parts of finely- 1 part of common salt and 16 parts of wat hours the reaction is complete. The mix chloride and caustic soda is then brought in well stirred with a wooden pestle and a curre passed through it until the liquid is neut dioxide be passed in too long the product is

Another process, called, after its disc *Process*, is now employed on a large scale at Brimsdown in Middlesex.² Metallic into litharge, and the latter heated at 250- water-gas. It is thereby reduced to a unknown composition, and this is treated yellow hydrate is formed with evolution of h converted into white-lead by treatment w This process, besides being rapidly complete of being carried out mechanically, and in s there is no dust, and thus a great source workers is avoided. The product has a com identical with that formed by the German p

White-lead is a white, earthy, heavy, which appears under the microscope to cons parent globules of the size of from 0.00001 t in diameter. The specific gravity of the Dutch method is somewhat greater than the French method, and it therefore absorbs les gives rise to a thicker colour.

Although it acts as a powerful poison, and sulphuretted hydrogen, white-lead is still used as the basis of paint, and has been rep small extent by zinc-white or baryta-white. for by the fact that it possesses a much gre and is much more opaque than is either of t

White-lead is often mixed with heavy-sp mixture of equal parts of white-lead and

¹ Patent No. 4,053; 22nd November, 1875.

² Caro, *Verh. des Vereins zur Beförderung des Gewe*

known as *Venetian white*, whilst *Hamburg white* is a mixture of one part of white-lead to two of barium sulphate, and *Dutch white* of one part to three of barium sulphate. The amount of this admixture may be readily ascertained by treating a weighed portion of the powder with warm dilute nitric acid, when the barium sulphate remains behind.

Lead Cyanide, $\text{Pb}(\text{CN})_2$, is obtained as a white powder when a solution of a normal lead salt is mixed with potassium cyanide. It is not soluble in the cyanides of the alkali metals and is decomposed on the addition of an acid. When heated in a closed vessel a mixture of lead and charcoal remains behind which, if it has not been too strongly heated, is pyrophoric.

Lead Cyanate, $\text{Pb}(\text{CNO})_2$, is obtained by mixing solutions of a cyanate and of a soluble lead salt. A dense white precipitate is thrown down, which soon assumes the form of slender needles like chloride of lead. It is soluble in boiling water.

Silicates of Lead.—Silica fuses with lead oxide to form a yellow glass, and silicates obtained by "fritting" lead oxide with silicious material are used by potters for preparing glazes. Glass formed of equal parts of lead oxide and silica does not become dull when it is exposed to the action of sulphuretted hydrogen, but if 8 parts of the glass are fused with one part of potash, the glass produced becomes tarnished on exposure.¹ In a similar manner it has been found by Thorpe and Simmonds² that the extent to which lead silicates are attacked by dilute hydrochloric acid depends upon the proportion of acidic to basic oxides present. When there are present in the silicate two or more molecules of acidic oxides to one of basic oxide, dilute acid dissolves out very little lead, whereas when this proportion falls below two, the silicates are readily attacked. Lead silicate forms a constituent of flint-glass.

POISONOUS ACTION OF LEAD SALTS.

407 The soluble lead salts are strongly poisonous and are employed in medicine. The normal or basic acetate given in doses containing 1 to 4 grams of lead mostly produces symptoms of acute lead poisoning, whilst 10 grams are said to be a fatal dose.

When taken for a considerable time in small doses, especially

¹ Faraday, "On the Manufacture of Optical Glass," *Phil. Trans.* 1830, 1.

² *Journ. Chem. Soc.* 1901, 791.

in the case of the oxides and carbonates, ch is observed. The disease called painters' form of poisoning by carbonate of lead. pain in the abdomen, constipation, loss of general emaciation followed by a complex known as lead-palsy, epileptic fits, and total

A very characteristic phenomenon accompanying poisoning is the appearance of a blue line gums due to the deposition of lead sulphide seen in the case of house-painters and the white-lead works, as well as those occupied which white-lead is employed, as, for instance of glazed cards. Plumbers and others metallic lead are also subject to lead poison

A source of serious lead poisoning is the potters for compounding their glazes. This litharge, white-lead, and red-lead, which are the acids of the gastric juice, and the silicates has been suggested in place of the

THE ACTION OF WATER UPON

408 As lead acts as a cumulative poison serious results if taken into the system even in small quantities for a length of time. Drinking-water in lead-lined cisterns and passes through lead water under certain circumstances can take up small quantities of lead it becomes of great importance under conditions under which the solvent action of water on a bright surface of lead does not tarnish in the atmosphere nor when sealed up in a vessel containing still water from which all air has been excluded. If, however, it be exposed to the united action of air and water the lead is oxidised to hydroxide which in time, this is converted by the action of the carbon dioxide into an insoluble basic carbonate. Lead again formed, and thus the corrosive action

Potable waters always contain a certain amount of lead in solution and the corrosive action on lead pipes depends on the nature and quantity of the salts thus present

¹ Thorpe and Simmonds, *Journ. Chem. Soc.*

acid salts act most prejudicially on water in this respect; this is especially the case with ammonium nitrate, which greatly assists the oxidation and solution of the lead. Other nitrates do not, however, appear to possess this power, and sulphates, phosphates, carbonates and silicates either retard or altogether prevent this action, and hence water containing carbonic acid in solution or temporarily hard water consisting of a solution of calcium carbonate in carbonic acid gives rise to the formation of insoluble basic lead carbonate¹; if, however, an excess of carbon dioxide be present, this is dissolved, the water taking up lead in considerable quantity.

The following table contains the results of experiments on the solubility of lead in water containing various salts in solu-

Salt.	Grams per Liter.	Milligrams per Liter of Lead dissolved.		
		24 hours.	48 hours.	72 hours.
NH ₄ NO ₃	0.02	13.0	—	25.0
"	0.04	15.0	—	32.0
KNO ₃	0.02	2.0	2.0	—
NaNO ₃	0.05			
KNO ₃	0.07	—	—	0.5
K ₂ SO ₄	0.50	—	—	0.3
KNO ₃	0.045	—	—	0.5
K ₂ CO ₃	0.308			
CaCl ₂	0.25	0.5	0.5	0.5
NH ₄ NO ₃	0.02	—	—	1.8
CaCl ₂	0.06			
Na ₂ SO ₄	0.02	—	—	0.1
K ₂ CO ₃	0.04			
CaCl ₂	1.10	—	—	0.2
K ₂ CO ₃	0.31			
Distilled water with carbon dioxide at ordinary pressure	}	3.0	—	3.0
Ditto with carbon dioxide at a pressure of about 6 atmospheres		14.8	24.0	—
Distilled water		2.0	2.0	3.0

¹ See also Antony and Benelli, *Gazzetta*, 1896, 26, ii. 97; 1898, 28, ii. 135.

tion. Bright plates of lead having a surface were placed in flasks containing 500 c.c. of wa salts were dissolved, and the saline solution upon the lead for different periods of time.¹

DETECTION AND ESTIMATION OF

409 The soluble lead salts possess a sweet whence the name sugar of lead has been given and are very poisonous. These two properties pounds have been long known, and it became importance to detect the presence of lead, inas pounds of this metal were largely employed for of purposes. Thus, for instance, the Romans of boiling their poor wines in leaden vessels, and the fact that the point at which the wine became detected by hanging a strip of lead in it and when this undergoes any change in its appearance times the addition of metallic lead to a cask said to render it drinkable. At a still later appears to have been employed for the same observed that the treatment of wine with lead by the addition of sulphuric acid, and in 170 that an extract of orpiment and lime-water (before, sulphide of calcium) was an invaluable test of lead, inasmuch as this liquid turns all lead reaction led to the simultaneous suggestion, Croy and Hahnemann, of the application of weak hydrochloric acid and then saturated with sulphur gas for the detection of lead, and thus the reagent which we now employ in analytical detection and separation of the metals was introduced.

Potable water may be examined in this way, passing sulphuretted hydrogen through water slightly acidulated with hydrochloric acid. It is, however, to be remembered that many other metals, such as mercury, copper, iron, and zinc, produce black precipitates. The absence of

¹ Muir, *Proc. Man. Phil. Soc.* 1875, 31; *Journ. Chem. Soc.* Carnelley and Frew, *J. Soc. Chem. Ind.* 1888, 7, 15; *Pharm.* 1887 [3], 25, 858, 1059; Müller, *J. pr. Chem.* 1887, 1

therefore, be ascertained before the presence of lead can be certainly proved. Black lead sulphide can be readily distinguished from other black sulphides insoluble in dilute hydrochloric acid by dissolving it in warm dilute nitric acid and filtering the solution; on addition of sulphuric acid to the filtrate, from which the excess of acid should be removed by evaporation, a white precipitate of lead sulphate is obtained. By means of this reaction lead may be detected in the presence of all the other metals and separated from them. Lead compounds, heated before the blowpipe on charcoal, yield a malleable bead of lead readily soluble in warm nitric acid, and the solution yields a precipitate with sulphuric acid.

Another characteristic test for lead is, that when present in not too dilute solution, a crystalline precipitate of the chloride is obtained on the addition of hydrochloric acid. This is soluble in boiling water, and separates out on cooling in crystalline needles. Potassium chromate gives, in the presence of free nitric acid, a fine yellow precipitate of chrome yellow, PbCrO_4 . In order to detect small quantities of lead in presence of large masses of organic matter, as is necessary in cases of lead poisoning, the mass is evaporated to dryness with sodium carbonate, the residue ignited gently, and the carbonised mass rubbed fine and carefully lixiviated, when small glittering heavy spiculæ of metallic lead remain behind. These can be examined as already described.

Lead is easily estimated gravimetrically in the form of sulphate, being precipitated by adding dilute sulphuric acid and then two volumes of absolute alcohol. For certain separations lead is also estimated as the chloride. In this case the solution is precipitated by hydrochloric acid, evaporated on a water-bath, and the concentrated liquid treated with a mixture of ether and alcohol, in which the chloride is insoluble. Lead carbonate and lead oxalate are also occasionally used for the estimation of lead, and these precipitates are then converted by ignition into lead oxide.

Lead compounds impart a pale tint to the non-luminous gas-flame and this exhibits characteristic lines in the green (Werther). The spark spectrum of lead contains a large number of lines between the orange and violet. The brightest and most characteristic of these are a violet line (4058), a somewhat less bright one in the green (5608), and a fainter one

lying near the less refrangible of the "D" lines of Fraunhofer (5875) (Lecoq de Boisbaudran).

The Atomic Weight of lead was determined by Stas.¹ By the conversion of pure lead into the nitrate, and of the nitrate into the sulphate, he obtained the number 205.35 (H = 1), 206.9 (O = 16), which is still adopted (1907).

¹ *Bull. Acad. Roy. Belg.* 1860, [2], 10, 298.

GROUP V.

<i>Sub-group (a).</i>	<i>Sub-group (b).</i>
Nitrogen.	Phosphorus.
Vanadium.	Arsenic.
Columbium (Niobium).	Antimony.
Tantalum.	Bismuth.

410 As in the preceding group (p. 786), the members of the two sub-groups resemble one another, especially in chemical properties, very closely, although they differ in certain respects.

All the elements of the group are characterised by the existence of acid-forming oxides of the empirical formula R_2O_5 , the acidity of the resulting acid diminishing as the atomic weight of the element rises. Thus it is doubtful whether any salts of bismuthic acid exist, whereas the vanadates, arsenates, &c., are well-defined and stable salts.

The three elements, vanadium, columbium, and tantalum, which, together with nitrogen, belong to the even series, combine so readily with oxygen that it is extremely difficult to obtain them in the free state. They all have a metallic appearance, and only melt and boil at very high temperatures. They moreover do not form volatile compounds with hydrogen or the alcohol radicals.

The elements of the odd series, phosphorus, arsenic, antimony, and bismuth, on the other hand, are easily reduced from their oxides, melt at moderate temperatures, and can all readily be volatilised. They exhibit in their external characteristics the gradual passage from a well-marked non-metallic element (phosphorus) to a well-defined metal (bismuth), and the same progression is also to be traced in their chemical properties. Thus the lower oxide of phosphorus, of the empirical formula P_2O_3 , is the anhydride of a well-marked acid, but does not yield salts, even with strong acids. Arsenious oxide yields unstable salts with

strong acids, such as sulphuric acid; the corresponding antimony yields more stable salts, and the trioxide is entirely devoid of acid-forming properties, and the acids to form a whole series of salts of the type V_2O_5 . The same increase in basicity is observable in the sulphur elements, and, as already remarked, in the case of the

Phosphorus, arsenic and antimony, as well as nitrogen, very characteristic volatile hydrogen compounds, and the gaseous derivative of bismuth has yet been prepared, but they, however, form organo-metallic derivatives.

The group is further characterised by the large number of oxides and halogen derivatives formed by its members. In many of these the valency of the elements varies. They are all distinguished by a tendency to form pentavalent compounds of the types RX'_3 and RX'_5 (or $\text{R}_2\text{X}'_3$), in addition to this, some of them also act as dyads. Thus nitrogen is divalent in nitric oxide, NO , and trivalent in nitrogen peroxide, NO_2 , whilst vanadium forms VCl_2 , and a tetrachloride, VCl_4 .

The elements, nitrogen, phosphorus and arsenic, and their chief derivatives, have already been described in Volume I.

THE VANADIUM GROUP.

VANADIUM, V = 50.8 (H = 1).
 = 51.2 (O = 16).

411 In 1801, Del Rio pointed out the existence of a new metal in a lead ore found at Zimapan, in Mexico, and he gave it the name Erythronium, from the fact that its salts turn red when heated with acids. In 1805, Collet-Darbois expressed his opinion that this supposed new metal was the oxide of chromium, and Del Rio accepted this as correct. In 1830, Sefström³ described a new metal found in the celebrated iron of Taberg, and for this he gave the name of Vanadium, from *Vanadis*, a cognate name of the Scandinavian goddess Freia. In the same year Wöhler showed that Del Rio's discovery was a true one, and that

¹ *Gilbert's Ann.* 1801, 71, 7.

³ *Pogg. Ann.* 1830, 21, 48.

² *Ann. Chim. Phys.* 1805, 36, 107.

⁴ *Pogg. Ann.* 1831, 22, 107.

ore was a vanadate of lead. Unable to carry out the further investigation of the new metal, Sefström handed the materials, amounting only to a few grams, to Berzelius, and in 1831 this chemist¹ published the results of an exhaustive investigation on the subject, in which he described a large number of vanadium compounds, and came to the conclusion that vanadium closely resembled chromium and molybdenum, yielding, like these metals, an acid-forming trioxide. This view was universally adopted until the year 1867, when Roscoe showed that the substance supposed by Berzelius to be vanadium was, according to the mode of its preparation, either an oxide, or a nitride; that the volatile trichloride of Berzelius contained oxygen and possessed a composition analogous to that of phosphorus oxychloride; and that the metal, instead of belonging, as was supposed, to the chromium group, was a member of the antimony group and intimately connected with the nitrogen, phosphorus, and arsenic family.²

412 Vanadium is a somewhat rare substance, forming an essential constituent of only comparatively few scarce minerals. Traces of this element, are, however, tolerably widely distributed throughout terrestrial matter; it is found in meteorites of the stony type,³ and it exists in the sun.

The principal vanadium minerals are vanadinite, or lead vanadate, $3\text{Pb}_3(\text{VO}_4)_2 \cdot \text{PbCl}_2$; dechenite, $(\text{Pb}, \text{Zn})(\text{VO}_3)_2$; descloizite, $\text{Pb}_2\text{V}_2\text{O}_7$; pucherite, BiVO_4 ; psittacinite, $(\text{Pb}, \text{Cu})_3(\text{VO}_4)_2 \cdot 3\text{Cu}(\text{OH})_2 \cdot 6\text{H}_2\text{O}$; volborthite, $(\text{Cu}, \text{Ca})_3(\text{VO}_4)_2 \cdot \text{H}_2\text{O}$; roscocelite, a vanadium muscovite, containing the metal as the basic oxide⁴ V_2O_3 ; mottramite, $(\text{Pb}, \text{Cu})_3(\text{VO}_4)_2 \cdot 2(\text{Pb}, \text{Cu})(\text{OH})_2$; sylvanite, $3\text{Cu}_2\text{S} \cdot \text{V}_2\text{S}_5$; carnotite, a potassium uranium vanadate found in Colorado; and patronite, an impure sulphide of vanadium, which occurs in considerable quantity in Peru. Mottramite has been found in tolerable quantity in the copper-bearing beds of the keuper, worked at Alderley Edge and Mottram St. Andrews in Cheshire, and it is from this source that the vanadic acid of commerce was at one time obtained, it having been for some time manufactured on the large scale

¹ *Pogg. Ann.* 1831, 22, 1.

² A bibliography has been compiled by Prandtl (Liepzig, 1906, Voss). More complete information concerning the compounds of vanadium may be obtained from the monograph by Ephraim (Stuttgart, Enke, 1904).

³ Hasselberg, *Vetensk. Akad. Svenska*, 1899, 56, 131.

⁴ Hillebrand, Turner and Clarke, *Amer. J. Sci.* 1899, [4], 7, 451.

by the Magnesium Metal Company at Patricroft nter. Small amounts of vanadium have also been large number of clays, in trap and basalt,¹ in cert especially magnetite² and cast-iron, in larger qua slag from the basic steel process at Creuzot, in ash of trees, in certain coals, lignites and peats soda-ash, as well as in sodium phosphate.

Extraction and Preparation of the Vanadium The methods adopted for the preparation of va pounds from their various sources depend upon by Sefström of an insoluble ammonium n which by repeated crystallisation can be obtain phosphorus and other impurities.

In order to prepare vanadium salts from mo keuper-sandstone, which contains the mineral a film on the surface of the grains of sand, is strong hydrochloric acid, the acid liquor drawn sand well washed with water. The acid solution, the washings, is evaporated down with an e ammoniac, when ammonium metavanadate separ this is repeatedly crystallised to free it from cop The crude ammonium metavanadate is then gent porcelain, by which means the vanadium pentoxid in a tolerably pure condition. In order to puri suspended in water and ammonia gas passed int A solution of ammonium vanadate is thus fo is separated by filtration from the residue cont phosphates, &c., and then crystallised by evapora num vessels; the pentoxide obtained by sever of this treatment is free from phosphorus.

413 *Metallic Vanadium.*—Berzelius obtained bril scales by heating the oxytrichloride in an atmosph nia. These do not, however, consist of metallic v of vanadium nitride. Pure metallic vanadium was by the reduction of the dichloride in perfectly pu Although this process appears simple enough, ther more difficult to prepare in this way than vanadium. from the fact that whilst vanadium is stable at atmospheric temperatures, it absorbs oxygen at a the greatest avidity, so that every trace of air or n

¹ See Hillebrand, *Amer. J. Sci.* 1898, (4), 6, 209; 7

² See Pope, *Journ. Chem. Soc. Abstr.* 1900, ii. 409.

be excluded during its preparation. Moreover, the dichloride itself cannot be readily obtained in quantity.

For the purpose of reducing the chloride the apparatus shown in Fig. 236 is employed. It consists of a hydrogen generator




FIG. 236.

(A) yielding a stream of hydrogen which can be kept constantly passing through the wash-bottles, day and night for a week at a time, by occasionally adding fresh acid to the upper bottle and drawing off the zinc sulphate solution from the lower bottle by the caoutchouc tubing. The first wash-

bottle contains a solution of lead acetate, the silver nitrate, and the three others contain boric acid. In order to remove any trace of oxygen which accompanied the hydrogen, arising either from the air absorbed in the dilute acid used, a tube (CD) is placed in the last washing-bottle; the first portion of this tube contains a quantity of platinum sponge (C) which is heated during the whole time the hydrogen is passing through the apparatus, whilst the further portion of the tube is filled with phosphorus pentoxide and plugs of cotton-wool. The greatest care must be taken to have all caoutchouc joints made as tight as possible with copper-wire. At right angles to the drying tube (CD) is placed a similar arrangement shown in the lower part of the diagram. This consists of a porcelain tube (EE') placed in a Hofmann tube and protected in the central portions, where it is exposed, by an outer casing of sheet-iron. The porcelain tube is connected with the hydrogen apparatus by means of the wire (FF') provided with the tubulus (G) and narrowed to fit the drying tube at F'. The joint between the porcelain and glass tubes is made of seamless caoutchouc, well covered by an outer short glass cylinder, the space between the tubes and the cylinder being filled either with melted paraffin, and a similar joint is placed at the further end of the porcelain tube.

The introduction of the anhydrous dichloride of vanadium to the air is effected by means of the tube (H) containing the dichloride being contained in the bent tube (H) in which the dichloride is prepared and sealed up in hydrogen. After the apparatus has been set up, the platinum boat being shown in the figure, hydrogen is allowed to pass through the apparatus for twelve hours to dry it completely of the air; the caoutchouc stopper of the tubulus is then removed and the end of the tube containing the dichloride of vanadium and stopper quickly replaced, so that the crystals of dichloride are collected in the horizontal portion of the tube. The bent tube is then turned in the stopper that the crystals of dichloride are collected in the platinum boat placed below. The bent tube, charged with dichloride, is then drawn into the porcelain tube by means of the platinum wire, the wire (W) passes tightly through a small hole in the caoutchouc at the end of the apparatus. As soon as the boat is in

wire is cut off short at the end of the glass tube, a proper joint made, and an exit tube attached dipping under sulphuric acid.

Before the porcelain tube is heated, the caoutchouc stopper of the tubulus is surrounded by a bath of paraffin and the hydrogen is allowed to bubble through for six hours. The temperature of the porcelain tube is then gradually raised to the highest point (a bright red heat), which the Hofmann's furnace will yield, and kept constant until the reduction is complete. Torrents of hydrochloric acid gas at once come off, and the process must be continued for some hours after the last trace of acid can be detected in the hydrogen. The process lasts from forty to eighty hours, according as the quantity of dichloride employed varies from 1 to 3 or 4 grams.

Attempts to prepare vanadium on a somewhat larger scale were not at first successful. Thus, reduction of the pentoxide with carbon in the electric furnace only yielded an impure metal, containing a large amount of carbon.¹ It has, however, been found that pure vanadium can be prepared by reducing the pentoxide with a mixture of the metals of the rare earths, known as "mischmetall," obtained by the reduction of the waste oxides from the manufacture of thoria.² The oxide is mixed with the finely divided metal in a magnesia crucible and the mass ignited, as in the aluminium thermite process; a violent reaction occurs and a regulus of pure vanadium is produced.

A regulus of crude vanadium, probably consisting of a mixture of the metal and the dioxide, can be obtained from vanadic oxide by Goldschmidt's aluminium reduction method. It can be used for the preparation of the tetrachloride.³

Metallic vanadium prepared by reduction from the dichloride in hydrogen, is a light whitish-grey coloured powder, which under the microscope reflects light most powerfully, and appears as a brilliant crystalline metallic mass possessing a silver-white lustre. The surface of a regulus of the metal is covered with twinned rhombohedral crystals, and the metal has a hardness greater than that of steel or quartz. It is of a brilliant silver-white colour and takes a splendid polish, which is not affected by air. Vanadium does not decompose water at the ordinary temperature and it may be moistened and again dried in a

¹ Moissan, *Compt. Rend.* 1893, 116, 1225.

² Weiss and Aichel, *Annalen*, 1904, 337, 380.

³ Koppel and Kaufmann, *Zeit. anorg. Chem.* 1905, 45, 352.

vacuum several times without gaining in weight. It is neither volatile nor fusible when heated in hydrogen. When the powdered metal is thrown into a flame or rapidly heated in an excess of oxygen, it burns with brilliant scintillations. The specific gravity of vanadium and the atomic heat, as deduced from the specific heats of its alloys, is normal.¹ The metal is not attacked by hydrochloric acid either when cold or hot, and neither dilute sulphuric acid acts upon the metal in the cold nor is it heated with the strong acid it slowly dissolves to form a greenish-yellow solution. Hydrofluoric acid dissolves it slowly with evolution of hydrogen and formation of a colorless solution, whilst nitric acid of all strengths oxidizes it with violence, evolving nitrous fumes and forming a yellow solution. Vanadium also dissolves readily in chloric acid, potassium chlorate and ammonium persulphate, vanadic acid being formed. Both hot and cold solutions of caustic soda are unacted upon by the metal, but when fused with the hydroxide it is dissolved and evolved and a vanadate formed. Metallic vanadium dissolves in platinum, gold and silver, from solutions of these metals it reduces mercuric, cupric, and ferric salts to the lower salts (Marino).

When heated in an atmosphere of pure nitrogen, vanadium at once absorbs this gas and is converted into vanadium mononitride (Roscoe).

Alloys of vanadium can be prepared in the cold by reducing vanadic anhydride in the presence of sodium metal or one of its oxides.³ It also forms alloys with platinum. Vanadium is now used in the manufacture of steel of special qualities of steel (see Steel).

COMPOUNDS OF VANADIUM

VANADIUM AND OXYGEN.

414 Vanadium forms five compounds with oxygen, and three to the oxides of nitrogen, namely :

¹ Matignon and Monnet, *Compt. Rend.* 1902, 134.

² Marino, *Zeit. anorg. Chem.* 1904, 39, 152.

³ Moissan, *Compt. Rend.* 1896, 122, 1297.

Vanadium suboxide	V_2O .
Vanadium monoxide, hypovanadious oxide .	VO or V_2O_2 .
Vanadium sesquioxide, vanadium trioxide .	V_2O_3 .
Vanadium dioxide, hypovanadic oxide . . .	VO_2 or V_2O_4 .
Vanadic anhydride, vanadium pentoxide . .	V_2O_5 .

All these oxides form salts, the three first acting only as basic oxides, the two highest both as acid-forming oxides and as weak basic oxides.

Some confusion exists as to the nomenclature of the various oxides of vanadium and the series of compounds derived from them. Roscoe, to mark the analogy with arsenic and phosphorus, termed the sesquioxide, V_2O_3 , vanadious oxide, and its salts the vanadious salts, and to the lower oxide, VO , or V_2O_2 , he gave the name hypovanadious oxide. The fact that V_2O_3 acts entirely as a basic oxide and the close analogy existing between the derivatives of V_2O_3 and of VO , and the corresponding chromium compounds, has led more recent investigators¹ to term the compounds derived from V_2O_3 the vanadic salts, and those derived from VO the vanadious salts, corresponding with the chromic and chromous salts respectively. The salts formed by the oxide VO_2 with bases, termed by Roscoe hypovanadates, are now usually called vanadites, and the salts with acids containing the divalent radical VO (or the tetravalent radical V_2O_2) are known as vanadyl (or divanadyl) compounds. The more modern nomenclature has here been adopted.

415 Vanadic Anhydride, V_2O_5 .—The preparation of this oxide from mottramite has already been described. In the pure state it is best prepared by decomposing the oxytrichloride, $VOCl_3$, by water and fusing the residue, but it can also be obtained pure by heating pure ammonium metavanadate and avoiding any reduction.² Vanadic anhydride crystallises in splendid yellowish-red rhombic prisms (Nordenskiöld), which have a specific gravity of 3.35 (J. J. Watts), and dissolve in about 1,000 times their weight of water, giving a yellowish solution, which does not possess any taste but turns blue litmus-paper red. Vanadic anhydride fuses without decomposition in absence of organic reducing matter to a red liquid, which on cooling yields brilliant transparent reddish-yellow needles, and at the moment of crystallisation exhibits the phenomenon of incandescence.

¹ Piccini and Marino, *Zeit. anorg. Chem.* 1902, **32**, 57.

² Matignon, *Chem. Zeit.* 1905, **29**, 986.

Vanadic anhydride exists in several different modifications which differ in solubility and other properties. Prepared by igniting ammonium vanadate, evaporating the acid and gently heating the residue, it forms a yellow powder, which unites with water to form hydrates containing 1, 2 and 8 molecules of water and dissolves in cold water to the extent of 8 grams per liter. When the oxide is heated for some time at 440° or fused, it is converted into two different soluble modifications.¹

Vanadic anhydride acts as a weak basic oxide and a weak acid-forming oxide. Thus it dissolves in strong acids to form red or yellow solutions yielding crystalline compounds which separate out on spontaneous evaporation or cooling.

Vanadic anhydride is reduced by sulphuric acid in the presence of sulphuric acid, and by evaporative distillation with chloric acid to VO_2 ; magnesium and hydrochloric acid, reduce it to VO and hydrochloric acid carry the reduction a step further to VO .

Vanadic anhydride has been used in the manufacture of aniline black, and its use has been suggested in the oxidation and reduction of various organic compounds. In an acid bath, e.g., the manufacture of quinone from hydroquinone also greatly accelerates certain oxidation processes. In the action of nitric acid on sugar, the oxidation is accelerated by atmospheric oxygen, &c.³

THE VANADIC ACIDS AND THEIR SALT

416 *Normal Vanadic Acid*, H_3VO_4 , is not known. *Metavanadic Acid*, HVO_3 , was discovered by Berzelius. It forms a fine yellow pigment, sometimes termed vanadine, and is employed in place of gold bronze. It is obtained in the form of brilliant scales of a golden or orange color by the aqueous sulphurous acid with copper vanadate, or by the double decomposition of ammonium metavanadate.

¹ Ditte, *Compt. Rend.* 1885, **101**, 698.

² German Patent, 172,654 (15/9/03).

³ Moeser and Lindenbaum, *J. pr. Chem.* 1907 [2], **75**, 146 (183,022 (18/8/05)).

⁴ *Proc. Manch. Lit. and Phil. Soc.* 1873, 50.

sulphate. A mixture of brown and orange-yellow crystals is obtained, and on continuing the ebullition with more sulphurous acid, the brown crystals dissolve, the yellow metavanadic acid being insoluble.

Vanadium bronze may also be prepared by adding a solution of ammonium vanadate to one of copper sulphate containing excess of sal-ammoniac until a permanent precipitate is formed, and then gently heating to 75° , when the yellow scales are slowly deposited, and after the lapse of a few hours nearly the whole of the vanadium is precipitated. The larger the quantity of material employed and the slower the action takes place, the finer is the colour of the bronze.¹

If the freshly prepared solution of copper vanadate be quickly evaporated in a flat dish, a crystalline residue is obtained which is soluble in water, and when this solution is dialysed for some days a clear solution of pure vanadic acid is obtained which remains clear when heated, and deposits the red amorphous pentoxide on evaporation.

Pyrovanadic Acid, $H_4V_2O_7$, is a brown precipitate closely resembling ferric hydroxide, obtained by treating a solution of an acid vanadate with nitric acid. When air-dried it possesses the above composition. It is, however, unstable and loses half its water when dried over sulphuric acid (v. Hauer).

Hexavanadic Acid, $H_4V_6O_{17}$.—When a solution of pervanadic acid is allowed to stand it loses oxygen and forms an acid yellow liquid, which probably contains hexavanadic acid. The solution is unstable and soon deposits a brown precipitate of vanadium pentoxide.²

The Vanadates.—Inasmuch as Berzelius thought that the oxide VO was the metal, and, therefore, considered the highest oxide to be a trioxide, he likewise assumed that the vanadates corresponded to the chromates. In addition to the so-called normal salts examined by him, two other series were described by v. Hauer,³ which, appearing to correspond to the dichromates and trichromates, received names analogous to these. After the true formula of the highest oxide of vanadium had been ascertained to be V_2O_5 , it was evident that the so-called normal vanadates corresponded to the metaphosphates, and it was found possible to prepare both the ortho- and pyro-

¹ Ber. 1876, 9, 874.

² Düllberg, *Zeit. physikal. Chem.* 1903, 45, 170.

³ *J. pr. Chem.* 1856, 69, 385; 1859, 76, 156, 929; 1860, 80, 324.

vanadates analogous to the corresponding phosphates would then most naturally be formulated hexa-vanadates, $\text{Na}_2\text{V}_4\text{O}_{11}$ and $\text{Na}_2\text{V}_6\text{O}_{16}$, but it is the researches of Düllberg on the molecular weights of these salts, that they are in reality acid derivatives of hexavanadic acid, $\text{H}_4\text{V}_6\text{O}_{17}$, the normal salt $\text{Na}_4\text{V}_6\text{O}_{17}$, is also known. It is probable that the ammonium tetravanadates are also in reality hexavanadates but these have not yet been investigated. Thus

- | | |
|---|----|
| (1) Sodium Metavanadate | Na |
| (2) Sodium Orthovanadate | Na |
| (3) Sodium Pyrovanadate | Na |
| (4) Sodium Tetravanadate (v. Hauer) | Na |
| (5) Sodium Hexavanadate | Na |

Other polyvanadates of more complicated composition have also been described.¹

Although the first three classes of vanadates are analogous in composition to the phosphates, the order of stability in aqueous solution differs from that of the phosphates, the metavanadates being the most stable and the orthovanadates the least stable, while in the phosphorus series the order of stability is the reverse. At a high temperature, on the other hand, the orthovanadates are the most stable, being formed when vanadium pentoxide is fused with an alkali carbonate, the meta-salt being formed when a solution of an alkali carbonate is boiled with vanadium pentoxide.

The property which serves best to distinguish between the meta-vanadates is the colour of the respective salts. Copper orthovanadate possesses a blue-green colour, while copper metavanadate is a light-yellow crystalline powder.

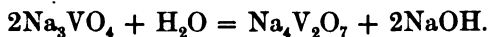
The alkali pyrovanadates are soluble, and can be obtained by fusing one molecule of vanadium pentoxide with two molecules of the carbonate of an alkali-metal, dissolved in water and crystallising. They are likewise obtained by the evaporation of an aqueous solution of the corresponding orthovanadates. The pyrovanadates of the heavy metals are usually insoluble in water, and possess properties generally similar to those of the corresponding orthovanadates.

¹ Carnelley, *Journ. Chem. Soc.* 1873, 323.

The metavanadates are usually yellow: some of them, especially those of the alkaline earths, zinc, cadmium, and lead, are converted into colourless isomeric modifications, in the solid state under water, in aqueous solution, and especially in the presence of alkali carbonates. The metavanadates of the alkali-metals are colourless, and on treatment with an acid give rise to anhydro-salts, which have a fine yellowish-red colour. The metavanadates of ammonium, potassium, sodium, barium, and lead, are but sparingly soluble in water. The other metavanadates are more soluble. It is probable that sodium metavanadate has the molecular formula $\text{Na}_3\text{V}_3\text{O}_9$, thus corresponding with the trimetaphosphate (Düllberg). The following are the properties of the most important members of these three classes of vanadates.

Potassium Metavanadate, KVO_3 , dissolves slowly in cold and readily in hot water, and with difficulty in caustic potash. When it is boiled with water and vanadium pentoxide, or fused with the latter, *potassium tetravanadate*, $\text{K}_2\text{V}_4\text{O}_{11}\cdot 3\text{H}_2\text{O}$, or $\text{K}_2\text{HV}_6\text{O}_{17}\cdot 4\text{H}_2\text{O}$ (Düllberg), is obtained, crystallising in broad reddish-yellow tablets. This salt is slightly soluble in cold and very easily soluble in hot water.

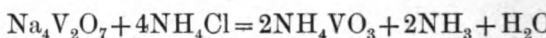
Sodium Orthovanadate, Na_3VO_4 .—This salt crystallises with 16, 12, 10, and $8\text{H}_2\text{O}$, and in the form with $12\text{H}_2\text{O}$ is isomorphous with sodium orthophosphate. It has a strongly alkaline reaction, and in aqueous solution is completely hydrolysed to caustic soda and sodium pyrovanadate:



Sodium Pyrovanadate, $\text{Na}_4\text{V}_2\text{O}_7\cdot 18\text{H}_2\text{O}$, crystallises in large six-sided tablets, is easily soluble in water, and is precipitated by alcohol from its aqueous solution in pearly scales. It fuses more easily than the orthovanadate, and is first formed in the preparation of the latter salt.

Sodium Metavanadate, NaVO_3 , resembles the potassium salt, and is converted in a similar manner into *sodium tetravanadate*, $\text{Na}_2\text{V}_4\text{O}_{11}\cdot 9\text{H}_2\text{O}$, or $\text{Na}_3\text{HV}_6\text{O}_{17}\cdot 13\text{H}_2\text{O}$ (Düllberg), which separates out in beautiful large orange-red crystals. This salt is only slightly soluble in water, but possesses such powerful colouring properties that 1 part of it is sufficient to impart a yellow tint to 200,000 parts of water. It effloresces on exposure to the air, becoming of a reddish-brown tint, and melts at a dark red-heat, solidifying to a dark red amorphous mass.

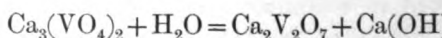
Ammonium Metavanadate, NH_4VO_3 , is the most common vanadate. It is obtained by dissolving the peroxide in excess of ammonia and evaporating, or by precipitating from alcohol, in which it is insoluble. It forms colourless crystalline crusts, and is insoluble in concentrated sulphuric acid, sal-ammoniac, and accordingly is precipitated when sal-ammoniac is allowed to remain in a solution of a vanadate or pyrovanadate :



The solution of this salt becomes of a deep blue when treated with tincture of galls, and Berzelius suggested the use of this liquid as an ink. This ink is not permanent, "for letters thus written by Berzelius are quite illegible" (Wöhler). It has also been used in the preparation of aniline black, since its presence greatly facilitates the precipitation of the aniline hydrochloride on which the formation of the colouring matter depends. It is, however, not used for this purpose.

Ammonium Tetravanadate, $(\text{NH}_4)_2\text{V}_4\text{O}_{11} \cdot 4\text{H}_2\text{O}$, or $(\text{NH}_4)_2\text{V}_4\text{O}_{11} \cdot 5\frac{1}{2}\text{H}_2\text{O}$, is obtained by the addition of acetic acid to a solution of the metavanadate until the precipitate just dissolves. The salt separates out from the yellow solution on cooling in large transparent orange-red crystals which, when recrystallised from water containing acetic acid, give crystals of *ammonium hexavanadate*, $(\text{NH}_4)_2\text{V}_6\text{O}_{17} \cdot 5\text{H}_2\text{O}$, are obtained.

Calcium Pyrovanadate, $2\text{Ca}_2\text{V}_2\text{O}_7 \cdot 5\text{H}_2\text{O}$, is a white amorphous precipitate obtained by double decomposition of the corresponding sodium salt with calcium chloride. In a solution of sodium orthovanadate being precipitated with calcium chloride, the same salt is obtained mixed with calcium hydroxide, the orthovanadate being at once decomposed according to the equation :



Lead Orthovanadate, $\text{Pb}_3(\text{VO}_4)_2$, is a nearly white precipitate obtained by adding a solution of lead acetate to one of sodium orthovanadate. This salt occurs in nature combined with lead chloride as vanadinite, $3\text{Pb}_3(\text{VO}_4)_2 \cdot \text{Pb}_2(\text{VO}_4)\text{Cl}$. This mineral crystallises in rhombohedral prisms, having a reddish-brown colour, and is

with apatite. It has a specific gravity of from 6.6 to 7.2, and frequently contains some phosphoric acid. It was found by Del Rio in Zimapan in Mexico, and occurs also at Leadhills in Scotland, in Carinthia, and in the Urals. It may be obtained artificially by fusing together lead oxide, vanadium pentoxide, and lead chloride, in the right proportions. The fused mass contains druses, in which thin needle-shaped crystals are contained. If boiled with water it falls to a crystalline powder consisting of microscopic hexagonal prisms, possessing the waxy lustre and the yellowish colour of natural vanadinite and having a specific gravity of 6.7 (Roscoe).

Lead Pyrovanadate, $Pb_2V_2O_7$, is found in South America as desclozite in rhombic crystals, which have an orange-green or black colour, a bronze lustre, and a specific gravity of 5.839. It usually contains zinc, iron, manganese, and copper as impurities. If a solution of sodium pyrovanadate be precipitated with lead acetate, the basic salt $Pb_5V_4O_{15}$ is thrown down as a light-yellow precipitate.

Lead Metavanadate, $Pb(VO_3)_2$, is obtained as a yellow precipitate when a solution of a metavanadate is mixed with one of lead acetate. The mineral dechenite chiefly consists of this compound, a portion of the lead, however, being usually replaced by zinc. It occurs together with lead ores, forming yellow, brown, or deep-red reniform masses, having a specific gravity of 5.6 to 5.8.

Lead Tetravanadate, $Pb_2V_4O_{11}$, is obtained by precipitating the corresponding potassium salt with lead nitrate in the form of a reddish-yellow precipitate slightly soluble in water.

Copper Orthovanadate, $Cu_3(VO_4)_2 \cdot H_2O$, occurs as the mineral volborthite, in which a part of the copper is replaced by calcium; it crystallises in small yellow or green hexagonal tablets, having a specific gravity of 3.55, and is found in Thuringia and in the Urals. *Copper Pyrovanadate*, $Cu_2V_2O_7$, is a yellow crystalline precipitate, whilst *copper metavanadate* is an apple-green precipitate.

Silver Orthovanadate, Ag_3VO_4 , is obtained by precipitating a freshly prepared solution of the sodium salt with silver nitrate. It is a deep orange-red coloured precipitate, which is easily soluble in nitric acid and in ammonia.

Silver Pyrovanadate, $Ag_4V_2O_7$, is a heavy yellow powder.

Silver Metavanadate, $AgVO_3$, forms a pale yellow gelatinous precipitate.

Vanadic, like phosphoric acid yields complex compounds, stannates,¹ tungstates and molybdates, as well as phosphates and arsenates.²

Pervanadic Acid and the Pervanadates.—The pervanadates are readily converted by hydrogen peroxide to the per-salts of the formula $R'VO_4$, many of which can be prepared pure. They have a yellow colour and are precipitated by dilute acids with evolution of one atomic volume of oxygen.³

Pervanadic Acid, HVO_4 , is formed when vanadic acid is added to hydrogen peroxide in dilute sulphuric acid. A deep-red coloured liquid is formed,⁴ which deposits yellow crystals of the peracid.⁵

Potassium Pervanadate, KVO_4 , is a yellow microcrystalline precipitate, obtained by dissolving potassium metavanadate in a solution of hydrogen peroxide containing sulphuric acid and precipitating with alcohol.

More complex compounds are formed by the action of hydrogen peroxide on the pervanadates, and are probably salts of a pyropervanadic acid with the alkali metals. The ammonium salt, $(NH_4)_4V_2O_{10}$, and potassium salt, $K_8V_5O_{26} \cdot 2H_2O$, have been prepared. Complex oxygenated products have also been obtained by the action of hydrogen peroxide on the compound vanadium trifluoride with potassium fluoride,⁷ $VOF_3 \cdot 2KF$.

THE LOWER OXIDES OF VANADIUM.

417 *Vanadium Suboxide*, V_2O , is formed by the exposure of finely divided metallic vanadium to the action of hydrogen gas. It is a brown substance, which, when heated in the air, is converted into the higher oxides. No salts of this oxide have been prepared.

¹ Prandtl, *Ber.* 1907, **40**, 2125.

² For an account of these complex derivatives see the *Annals of Chemistry*, vol. 1, p. 889.

³ Scheuer, *Zeit. anorg. Chem.* 1898, **16**, 284; Pissarjewsky, *Chem. Soc.* 1902, **34**, 210, 472.

⁴ Werther, *J. pr. Chem.* 1861, **83**, 195.

⁵ Pissarjewsky, *Zeit. physikal. Chem.* 1903, **43**, 173.

⁶ Melikoff and Pissarjewsky, *Zeit. anorg. Chem.* 1899, **19**, 405; *Zeit. anorg. Chem.* 1903, **32**, 341.

⁷ Melikoff and Kasanezky, *Zeit. anorg. Chem.* 1901, **28**, 242.

Vanadium Monoxide or *Hypovanadious Oxide*, VO or V_2O_2 .—In its power of uniting with oxygen vanadium even surpasses uranium,¹ and, like uranium, it can only be separated from its last portions of oxygen with extreme difficulty. The oxide VO is, moreover, found to enter as a radical into many compounds, so that the name vanadyl (VO) may appropriately be given to it. This substance, which was regarded by Berzelius as metallic vanadium, may be prepared by reducing the higher oxides with potassium, or by passing the vapour of vanadyl trichloride, $VOCl_3$, mixed with excess of hydrogen, through a combustion tube containing red-hot carbon.² Thus obtained it forms a light-grey glistening powder or a lustrous metal-like crust, having a specific gravity of 3.64. It is brittle, difficultly fusible, and conducts electricity. Heated to redness, it takes fire in the air and burns to the sesquioxide V_2O_3 , whilst when heated in chlorine the oxytrichloride $VOCl_3$ is formed. It is insoluble in water, but dissolves in acids, yielding the corresponding salts. These may also be obtained in solution by the action of nascent hydrogen, evolved by metallic zinc, cadmium or sodium-amalgam, upon a solution made by dissolving vanadium pentoxide in hot concentrated sulphuric acid and then diluting with water, or by the electrolytical reduction of a similar solution. The liquid rapidly changes colour, passing through all shades of blue and green until after some time it assumes a permanent lavender or violet tint. In order to prove that this solution really contains the vanadium as a divalent element, a standard solution of potassium permanganate is added until a permanent pink colour is obtained and the vanadium has reached the highest degree of oxidation, when it is found that for every two atoms of metal three atoms of oxygen have been added. This solution of the sulphate absorbs oxygen with such avidity as to bleach indigo and other vegetable colouring matters as quickly as chlorine. The solution in hydrochloric acid has been suggested as a reagent for removing arsenic from hydrochloric acid, the whole of the arsenic being precipitated in the free state when the impure hydrochloric acid gas is passed through the solution.³ On allowing the neutralised lavender-coloured solution to stand exposed to the air for a few seconds, the colour changes to a deep chocolate-brown: and so rapid is the alteration of colour,

¹ Péligot, *Ann. Chim. Phys.* 1842 [3], 5, 5; 1844 [3], 12, 549.

² Schafarik, *Annalen*, 1859, 109, 85.

³ German Patent, 164,355 (15/4/04).

when but little free acid is present, the solution may serve as a reagent for the detection of vanadium, not inferior in delicacy to an alkaline pyrochromic solution in colour which the yellow sulphuric acid salts of the pentoxide undergoes on reduction are exceedingly sensitive and may be divided into eight stages as follows:

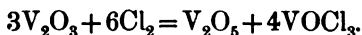
Stage.	Colour.	Reaction.
I.	Yellow	Acid
II.	Green	Acid
III.	Bluish-green	Acid
IV.	Blue	Acid
V.	Greenish-blue	Acid
VI.	Green	Bleaches slightly
VII.	Bluish-violet	Bleaches strongly
VIII.	Lavender or violet	Bleaches strongly

Thus the salts derived from the pentoxide are yellow; the vanadyl salts blue; the sesqui-salts are green; the sesquioxide salts lavender-coloured.

Vanadium Sesquioxide or *Vanadium Trioxide* is obtained by heating the pentoxide in hydrogen, or by heating the oxide in a carbon crucible. It is also formed when the pentoxide and chloride and hydrogen are passed through a red-hot tube when the pentoxide is heated in the oxyhydrogen flame, or as a black powder, which may by pressure be united into a coherent mass which conducts electricity. It is stable when exposed to the air, not only being pyrochromic but also slowly taking up oxygen when exposed to ordinary temperatures, and being converted into indigo-coloured crystals of the dioxide VO_2 , of specific gravity of 4.7. When ignited in chlorine

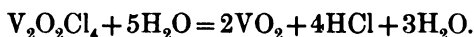
¹ Read, *Journ. Chem. Soc.* 1894, 3.

verted into vanadium oxytrichloride, VOCl_3 , and vanadium pentoxide :



It is insoluble in most acids, but the corresponding sulphate may be obtained in solution by the reducing action of nascent hydrogen, evolved from metallic magnesium, on a solution of vanadium pentoxide in sulphuric acid. A green liquid is thus obtained, the further reduction observed with zinc, cadmium, and sodium-amalgam not taking place with magnesium. The green solution may likewise be obtained by the partial oxidation of the lavender-coloured solution of vanadious sulphate, VSO_4 . If a current of air be passed through such a solution, in which the free acid has been neutralised by an excess of zinc and the remaining metallic zinc removed, the liquid attains a permanent brown colour, which on the addition of a few drops of acid turns green and the solution then contains the sesqui-sulphate.

Vanadium Dioxide or *Hypovanadic Oxide*, VO_2 or V_2O_4 .—This oxide can be prepared either by the oxidation of the monoxide, VO , in the air, or by the partial reduction of the pentoxide. It is readily converted by potassium permanganate into the pentoxide, and advantage is taken of this fact in the volumetric estimation of vanadium. It is a lustrous steel-coloured powder and dissolves in acids, forming solutions of the vanadyl salts, which possess a bright blue colour. Solutions of these salts are also produced by the action of moderate reducing agents, such as sulphur dioxide and sulphuretted hydrogen or oxalic acid upon solutions of vanadic acid in sulphuric acid. They may also be obtained by passing a current of air through acid solutions of the vanadious salts until a permanent blue colour is attained. The oxide may also be prepared by the electrolysis of the fused pentoxide, or by the ignition of the oxychloride, $\text{V}_2\text{O}_2\text{Cl}_4 \cdot 5\text{H}_2\text{O}$, in a current of carbonic acid gas :



Divanadyl Hydroxide or *Hypovanadic Hydrate*, $\text{V}_2\text{O}_4 \cdot 7\text{H}_2\text{O}$ or $\text{V}_2\text{O}_2(\text{OH})_4 \cdot 5\text{H}_2\text{O}$, forms a greyish-white precipitate, obtained when a solution of vanadyl sulphate or chloride is cautiously precipitated with a cold solution of sodium carbonate. When dried it is a black amorphous mass, having a glassy fracture. This on heating to 100° loses four molecules of water, leaving the

hydrate $V_2O_4 \cdot 3H_2O$. A hydrate containing as a pink crystalline powder by boiling a solution of VO_2 in sulphurous acid.¹ Vanadium dioxide is also known as an acid-forming oxide. When dissolved in water, vanadyl salts are formed,² whilst with alkalis hypovanadates are produced.

The *vanadites* or *hypovanadates* are all insoluble in water, and are formed by the action of the alkali metals, which are not derived from hypovanadic acid, $H_4V_2O_6$, but from the hypovanadic acid, $H_2V_2O_5$ and $H_2V_4O_9$. The alkali vanadites are formed by adding an excess of caustic alkali to a solution of vanadyl sulphate or chloride.³ The dark-brown precipitates obtained with potash deposits *potassium vanadite*, $K_2V_4O_9 \cdot 7H_2O$, in reddish-brown crystalline scales which are washed first with potash solution, and then with water, and dried between filter-paper. This salt is permanent in air, and very soluble in water, yielding a dark-brown solution.

Sodium Vanadite, $Na_2V_4O_9 \cdot 7H_2O$, is prepared in a similar way to the potassium salt, and has similar properties.

Ammonium Vanadite, $(NH_4)_2V_4O_9 \cdot 3H_2O$, is obtained as a dark-brown crystalline precipitate by adding a solution of vanadyl sulphate to ammonia; it dissolves in water to form an almost black solution (Crow).

The vanadites of the heavy metals are also known as vanadates.

VANADIUM AND FLUORINE

418 The oxides, V_2O_3 , VO_2 and V_2O_5 , are soluble in hydrofluoric acid, but only the trifluoride, VF_3 , and difluoride VOF_2 have been isolated. A number of double salts of these compounds and of their oxides with VOF_3 and VOF_2 with hydrofluoric acid, and of the oxides with vanadium pentoxide have been described.⁴ The most characteristic are here mentioned.

Vanadium Trifluoride, $VF_3 \cdot 3H_2O$, crystallizes as a white powder.

¹ Gain, *Compt. Rend.* 1906, **143**, 823.

² Guyard, *Bull. Soc. Chem.* 1876 [2], **25**, 350.

³ See also Koppel and Goldmann, *Zeit. anorg. Chem.* 1889 [2], **40**, 193, 271.

⁴ Petersen, *J. pr. Chem.* 1889 [2], **40**, 193, 271; Giorgis, *Journ. Chem. Soc.* 1889, 214; and Baker, *J. Chem. Soc.* 1888, 388.

green solution of vanadium trioxide in hydrofluoric acid, in dark-green readily soluble octahedra. The *double potassium salt*, $2\text{KF}\cdot\text{VF}_3\cdot\text{H}_2\text{O}$, is a bright green crystalline powder, which is precipitated when a solution of potassium fluoride is added to one of vanadium trifluoride.

Vanadium Oxydifluoride, VOF_2 , is formed when the tetroxide is dissolved in hydrofluoric acid, and separates in blue prismatic crystals containing water. Several double salts with the fluorides of sodium, potassium, and ammonium may be prepared by adding solutions of these fluorides to the blue solution of the oxydifluoride (Petersen).

Potassium Vanadium Dioxifluoride, $2\text{KF}\cdot\text{VO}_2\text{F}$, is obtained by evaporating a solution of vanadium pentoxide in hydrofluoric acid almost to dryness, and adding it to potassium fluoride. It crystallises in golden-yellow six-sided prisms.

Vanadium pentoxide also dissolves easily in a solution of hydrogen potassium fluoride with evolution of heat, and on cooling yellowish globular masses separate out, consisting of pearly, probably hexagonal crystals, which have the composition $3\text{KF}\cdot 2\text{VO}_2\text{F}\cdot\text{H}_2\text{O}$.

Ammonium Vanadium Dioxifluoride, $3\text{NH}_4\text{F}\cdot\text{VO}_2\text{F}$, is formed when a solution of vanadium pentoxide in hydrofluoric acid is nearly neutralised with ammonia; it separates in large golden-yellow crystals.

Zinc Vanadium Dioxifluoride, $\text{ZnF}_2\cdot\text{VO}_2\text{F}\cdot 7\text{H}_2\text{O}$, is formed by dissolving zinc carbonate and vanadium pentoxide in hydrofluoric acid. The salt crystallises in hard, yellow triclinic prisms.

VANADIUM AND CHLORINE.

419 The only compounds of vanadium and chlorine described before 1867 were oxychlorides. Three chlorides free from oxygen have been subsequently obtained either by the action of chlorine on the nitride of vanadium, VN , or by distilling the oxychlorides over charcoal.¹ The following chlorides and oxychlorides of vanadium are now known :

CHLORIDES.

Vanadium tetrachloride .	VCl_4 .
„ trichloride . . .	VCl_3 or V_2Cl_6 .
„ dichloride . . .	VCl_2 or V_2Cl_4 .

¹ Roscoe, *Phil. Trans.* 1869, 678.

OXYCHLORIDES.

Vanadium oxytrichloride	. VOCl_3 .
„ oxydichloride	. VOCl_2 .
„ oxymonochloride	VOCl .
Divanadyl monochloride	. $\text{V}_2\text{O}_2\text{Cl}$.
„ tetrachloride	. $\text{V}_2\text{O}_2\text{Cl}_4, 5\text{H}_2\text{O}$.
Divanadium trioxydichloride	$\text{V}_2\text{O}_3\text{Cl}_2, 4\text{H}_2\text{O}$.

Vanadium Tetrachloride, VCl_4 , is formed when metallic vanadium or the mononitride is heated to redness in an excess of chlorine. It is best prepared by repeatedly passing the vapour of vanadium oxytrichloride, together with an excess of dry chlorine, over a long column of pure sugar charcoal heated to dull redness. It can also be prepared by treating the crude vanadium, prepared as already described by the aid of aluminium, with chlorine and removing the oxytrichloride, which is also formed, by fractional distillation.¹ Vanadium tetrachloride is a dark brownish-red thickish liquid, which evolves white fumes when exposed to moist air. It boils at 154° with partial decomposition, losing chlorine and leaving a residue of the trichloride. This decomposition also takes place at the ordinary temperature, especially on exposure to light. It does not solidify at -18° ; its specific gravity at 0° is 1.8584, and its vapour density at 205° is 6.69, the calculated vapour density being 6.675. When thrown into water the tetrachloride is at once decomposed, yielding a blue solution of vanadyl chloride.

The tetrachloride heated in excess of chlorine splits up into trichloride and free chlorine, so that vanadium does not appear to form a penta-compound with chlorine.

Vanadium Trichloride, VCl_3 .—The foregoing compound easily decomposes, as has been stated, into this body and chlorine. The trichloride is obtained either by the slow decomposition of the tetrachloride at the ordinary temperature or at its boiling-point, or, together with the dichloride when the vapour of the tetrachloride mixed with hydrogen is passed through a red-hot tube, as well as when the trisulphide is heated in chlorine.² It is a solid substance, crystallising in fine peach-blossom coloured, shining tablets, closely resembling in appear-

¹ Koppel, Goldmann and Kaufmann, *Zeit. anorg. Chem.* 1905, **45**, 345.

² Halberstadt, *Ber.* 1882, **15**, 1619.

ance the crystals of chromium trichloride. It is non-volatile when heated in hydrogen, and decomposes when heated in the air, the pentoxide being formed. Ignited in a current of hydrogen it first loses one atom of chlorine, forming the dichloride, VCl_2 , parting at a higher temperature with the whole of its chlorine, and leaving a residue of metallic vanadium as a lustrous grey powder. It is extremely hygroscopic, instantly deliquescing on exposure to moist air to a dark-brown liquid, which on addition of a drop of hydrochloric acid becomes green. The specific gravity of vanadium trichloride is 3.0; it readily dissolves in absolute alcohol and in ether, forming green-coloured solutions.

A hydrated compound of the composition $VCl_3 \cdot 6H_2O$, can be obtained as a green crystalline powder by evaporating in vacuo a solution of vanadium sesquioxide in hydrochloric acid,¹ or by dissolving vanadium pentoxide in hydrochloric acid, reducing the solution electrolytically with a platinum cathode and saturating the green solution with hydrochloric acid.² The salt decomposes when heated before all the water has been driven off. The aqueous solution rapidly oxidises in the air. Sparingly soluble double salts are formed with the chlorides of the alkali metals,³ the potassium salt having the formula $VCl_3 \cdot 2KCl \cdot H_2O$.

Vanadium Dichloride or *Vanadious Chloride*, VCl_2 .—This is a solid body, crystallising in fine apple-green coloured plates, having a micaceous lustre and a hexagonal form. It is prepared by passing vanadium tetrachloride, mixed with dry and pure hydrogen, through a glass tube heated to dull redness, and is also formed when vanadium silicide, VSi_2 , is heated in chlorine.⁴ Its specific gravity at 18° is 3.23. It is very deliquescent, yielding a lavender-coloured solution of vanadium dichloride, which possesses bleaching properties (p. 903). A violet solution containing the chloride can be obtained by the electrolytic reduction of the trichloride. When it is evaporated or when hydrochloric acid is added, hydrogen is evolved and the trichloride is formed, the reaction being extremely vigorous when a piece of platinum foil is placed in the acid liquid. Vanadious chloride is therefore a more vigorous reducing agent than chromous chloride.⁵ When the dichloride is heated to whiteness in

¹ Locke and Edwards, *Amer. Chem. J.* 1898, 20, 594.

² Piccini and Brizzi, *Zcit. anorg. Chem.* 1899, 19, 394.

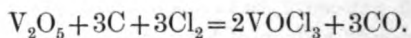
³ Stähler, *Ber.* 1904, 37, 4411.

⁴ Moissan and Holt, *Compt. Rend.* 1902, 135, 78.

⁵ Piccini and Marino, *Zeit. anorg. Chem.* 1902, 32, 68.

a current of dry ammonia, vanadium mononitride is obtained in bronze-coloured pseudomorphous crystals.

Vanadium Oxytrichloride or *Vanadyl Trichloride*.—This compound, corresponding to phosphorus pentachloride, is obtained either by the action of chlorine on vanadium pentoxide and V_2O_3 as already described, or by heating a mixture of vanadium pentoxide and charcoal in a current of chlorine:



In the latter case the resulting liquid is red-coloured in the presence of tetrachloride, and is best purified by distillation over clean sodium in a current of carbon dioxide. Vanadyl trichloride is formed¹ when dry hydrogen chloride is passed over a mixture of vanadic and phosphoric anhydrides at 60–80°, and acetic acid may be obtained by treating vanadium pentoxide with a solution of hydrogen chloride in glacial acetic acid. Vanadyl trichloride is a bright lemon-yellow coloured liquid, boiling at 126.7° and having a specific gravity at 15° of 1.70. It does not solidify at –15°. The specific gravity at 15° is 6.108 at 186°, the calculated specific gravity being 6.108.

On exposure to moist air vanadyl trichloride becomes of a cinnabar-red colour, and is soon decomposed in the presence of moisture into vanadic and hydrochloric acids. A small quantity of water is added it becomes thick and yellowish in colour owing to the formation of vanadic acid. A larger quantity of water, however, yields a clear yellow liquid. When the oxychloride is ignited in a current of hydrogen gas, vanadium mononitride is obtained. Vanadium pentoxide combines with ether at 70°, forming a compound of long red needles and having the composition $VCl_3 \cdot 2C_2H_5O$.

When vanadium oxychloride is heated with carbon, vanadium dioxide and *vanadyl dichloride*, $VOCl_2$, are formed; the latter crystallises in green tablets which deliquesce on exposure to moist air. The same compound is formed when the vapour of vanadyl trichloride and hydrogen are passed over a red-hot tube. In this case both *vanadyl monochloride* and *divanadyl monochloride*, V_2O_2Cl , are likewise formed, the former as a flocculent brown powder insoluble in water.

¹ Ephraim, *Zeit. anorg. Chem.* 1903, **35**, 66.

² Koppel and Kaufmann, *Zeit. anorg. Chem.* 1905, **37**, 100.

³ See Agafonoff, *J. Russ. Phys. Chem. Soc.* 1903, **35**, 100.

⁴ Bedson, *Journ. Chem. Soc.* 1876, i, 309.

latter in the form of a yellow crystalline powder resembling mosaic gold. The molecular formula of these bodies is not known. Vanadyl dichloride forms double compounds with two or four molecules of the hydrochlorides of pyridine and quinoline.¹

Divanadyl Tetrachloride, $V_2O_2Cl_4 \cdot 5H_2O$, $(VOCl_2 \cdot 2 \cdot 5H_2O)$.—When vanadium pentoxide is dissolved in hot concentrated hydrochloric acid, chlorine is evolved and a green solution is obtained which becomes blue with deposition of sulphur when sulphuretted hydrogen is passed through the liquid. A brown amorphous deliquescent mass is obtained on evaporation, possessing the above composition. It dissolves in water yielding a blue solution; but when treated with strong hydrochloric acid or alcohol the solution is brown, and this change may possibly be due to the existence of two different hydrates.²

A compound of the formula $V_2O_3Cl_2 \cdot 4H_2O$ has also been obtained as a dark green deliquescent mass, by the action of hydrochloric acid on vanadium pentoxide.³

VANADIUM AND BROMINE AND IODINE.

420 *Vanadium Tribromide*, VBr_3 .—This is the only known compound of the above elements. It condenses as a greyish-black compact amorphous sublimate, when dry bromine vapour is passed in excess over vanadium nitride or over a mixture of vanadium trioxide and charcoal heated to redness. It is a very unstable compound, losing bromine even at the ordinary temperature in dry air, and deliquescing rapidly on exposure to moist air.

The hydrated bromide $VBr_3 \cdot 6H_2O$, and the corresponding iodide can be prepared in a similar manner to the hydrated chloride, which they closely resemble.

Vanadyl Tribromide, $VOBr_3$, obtained by passing dry bromine vapour over vanadium sesquioxide heated to redness, is a dark-red transparent liquid, having a density of 2.967 at 0°. It may be distilled under diminished pressure, passing over without decomposition, at a temperature of about 130° under a pressure of 100 mm. When heated under the ordinary atmospheric pressure it suddenly solidifies at 180°, decomposing into free bromine and *vanadyl dibromide*, $VOBr_2$, which is a brownish-yellow powder.

¹ Koppel, Goldmann and Kaufmann, *Zeit. anorg. Chem.* 1905, 45, 345.

² Crow, *Journ. Chem. Soc.* 1876, ii. 453.

³ Ditte, *Compt. Rend.* 1886, 102, 1310.

Divanadyl Tetra-iodide, $V_2O_2I_4 \cdot 8H_2O$, is formed by hydriodic acid on vanadium pentoxide as a dark mass.¹

Vanadium pentoxide also appears to form a dark mass with iodine pentoxide.

VANADIUM AND SULPHUR.

421 The sulphides of vanadium correspond to

Berzelius described a persulphide and a bisulphide. Both of these, when prepared by precipitation to the methods given by him, seem to be mixed oxysulphides. His bisulphide prepared in the reality the trisulphide V_2S_3 .

Vanadium Monosulphide, VS , is formed when the sulphide is strongly heated in a current of hydrogen. It is a brownish-black powder or glistening brown crystals. It dissolves slowly in dilute, but quickly in strong sulphuric acid. It dissolves slowly in alkali hydrosulphides yielding a solution.

Vanadium Sesquisulphide or Trisulphide, V_2S_3 , is the only vanadium salt free from oxygen prepared by direct methods. It is obtained by heating the sesquioxide in a current of hydrogen. It can in like manner be prepared from the oxide, the oxychloride or any of the chlorides, and is also obtained by acting on the ignited pentoxide with carbon vapour. It is a greenish-black powder with properties similar to those of the monosulphide,

Vanadium Pentasulphide, V_2S_5 , is formed by heating the pentoxide going with sulphur to 400° . It is a black powder. Heating in a current of carbon dioxide yields sulphur sesquioxide (Kay).

Ammonium Thiovanadate, $(NH_4)_3VS_4$, is obtained by passing sulphuretted hydrogen into a cooled solution of ammonium metavanadate in ammonia of specific gravity 0.88. The crystals resemble those of potassium permanganate. When ammonia be employed, *ammonium hexasulphide*, $(NH_4)_4V_2S_6O$, is formed in dark-green crystals.

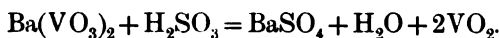
Several sodium and potassium salts of a similar

¹ Ditte, *Compt. Rend.* 1886, 102, 1310.

² Kay, *Journ. Chem. Soc.* 1880, 728.

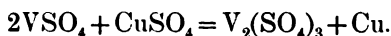
have been prepared from the corresponding meta- and pyrovanadates.¹

Vanadyl or *Hypovanadic Sulphite*, $6\text{VO}_2 \cdot 4\text{SO}_2 \cdot 9\text{H}_2\text{O}$, is prepared by reducing barium vanadate with sulphur dioxide, and filtering from the barium sulphate, formed according to the equation :



When the filtrate is evaporated in an atmosphere of sulphur dioxide, the sulphite separates as a dark-blue crystalline powder, which decomposes when preserved. It forms two series of double salts with the alkali sulphites.²

Vanadious Sulphate, $\text{VSO}_4 \cdot 7\text{H}_2\text{O}$, can be prepared by the electrolytic reduction of the blue solution obtained by the action of sulphur dioxide on vanadic anhydride in the presence of sulphuric acid. In order to obtain this salt in the pure state the greatest precautions must be taken to exclude oxygen. The blue solution gradually becomes green, then blue again, and finally violet as the reduction proceeds. It is then evaporated in vacuo, and the crystals separated and dried with filter paper in an atmosphere of carbon dioxide. The salt is thus obtained in reddish-violet monoclinic crystals, which become bluish-violet on drying and are very soluble in water, yielding a pure violet-coloured solution, which becomes bluish-violet in the presence of the slightest trace of oxygen. The solution at once reduces copper salts to metallic copper, the reaction proceeding quantitatively according to the equation :



The salts of silver, tin, gold, platinum and mercury are also reduced to the metal.

Vanadious sulphate appears to be isomorphous with ferrous sulphate, $\text{FeSO}_4 \cdot 7\text{H}_2\text{O}$, and mixed crystals have been obtained both with ferrous sulphate and with magnesium sulphate. It readily forms double salts of the type $\text{R}'_2\text{SO}_4 \cdot \text{R}''\text{SO}_4 \cdot 6\text{H}_2\text{O}$ with the alkali sulphates. These can be prepared by adding the proper sulphate to the liquid to be reduced and crystallising, &c., as in the preparation of the pure sulphate. The *ammonium* salt, $(\text{NH}_4)_2\text{SO}_4 \cdot \text{VSO}_4 \cdot 6\text{H}_2\text{O}$, forms reddish-violet monoclinic crystals

¹ Krüss and Ohnmais, *Annalen*, 1891, **263**, 39; Krüss, *Zeit. anorg. Chem.* 1893, **3**, 264; Locke, *Amer. Chem. J.* 1898, **20**, 373.

² Koppel and Berendt, *Zeit. anorg. Chem.* 1903, **35**, 154.

and is less easily oxidised than the pure sulphuric acid and rubidium salts closely resemble it.

Vanadium Sesquisulphate, $V_2(SO_4)_3$.—When the acid of vanadyl sulphate, prepared from 100 grams of vanadyl anhydride, 200 c.c. of water and 100 c.c. of sulphuric acid, is reduced electrolytically until the acid is present in the trivalent form, the compound, $V_2(SO_4)_3 \cdot 12H_2O$, known as *vanadium sesquisulphate* separates out as a green, crystalline powder. It is a salt when evaporated with ammonium sulphate crystals separating out of the composition $V_2(SO_4)_3 \cdot 12H_2O$.

When the acid is dissolved in a little water, sulphur dioxide is added, and the mass heated at 180° in a current of sulphur dioxide, the anhydrous sulphate separates out as a crystalline yellow powder which is insoluble in water. These compounds have a very close resemblance to the corresponding derivatives of titanium sesquioxide (p. 800). A solution of the sulphate acts as a vigorous reducing agent, and precipitates metal from an acid solution of copper sulphate (p. 800).

Vanadium Alums.—Several alums have been prepared by treating a metavanadate with sulphurous acid in the presence of sulphuric acid and then reducing electrolytically to the trivalent form, *vanadium-alum*, $(NH_4)_2SO_4 \cdot V_2(SO_4)_3 \cdot 24H_2O$, which crystallises in hemihedral forms of the regular system and is very soluble. Alums containing potassium, rubidium, caesium, and ammonium have also been prepared.³

The Vanadyl or Hypovanadic Sulphates.—These are obtained by the action of sulphur dioxide on a solution of vanadic anhydride in dilute sulphuric acid containing a trace of the radical $V_2O_2^{IV}$ or VO^{II} . These were termed *hypovanadic sulphates* by Roscoe, but are now generally called *vanadyl sulphates*. From all solutions in which the ratio $H_2SO_4 : VO_2$ is greater than 1.5:1, acid salts are obtained up to a temperature of about 201.5° ; from solutions in which the ratio is less than this normal salts are formed. These are also formed by heating the acid sulphate

¹ Piccini, *Zeit. anorg. Chem.* 1899, **19**, 204; Piccini and Marino, *Chem.* 1902, **32**, 55; Marino, *Zeit. anorg. Chem.* 1906, **50**, 40; *Elektrochem.* 1906, **12**, 230; *Zeit. anorg. Chem.* 1907, **52**, 368.

² Stähler and Weithwein, *Ber.* 1905, **38**, 3978.

³ Piccini, *Zeit. anorg. Chem.* 1896, **11**, 106; *Chem. Centr.* 1896, **11**, 106.

260°, or by treating them with water or alcohol. At the boiling point of sulphuric acid oxidation occurs, vanadic anhydride and sulphur dioxide being formed (Koppel and Behrendt).

Vanadyl Sulphate, $V_2O_2(SO_4)_2$, is deposited as an insoluble blue sandy powder by dissolving the dioxide, VO_2 , in excess of sulphuric acid and heating the solution for some time to 260°.¹ If the dioxide be dissolved in sulphuric acid, the solution evaporated, and the residue treated with absolute alcohol, a sky-blue powder remains, which is a soluble form of the sulphate and deliquesces in moist air. This is also formed by heating the insoluble form with water at 130°. If the solution be allowed to evaporate spontaneously over sulphuric acid, fine blue rhombic prisms having the composition $V_2O_2(SO_4)_2 \cdot 4H_2O$ are deposited (Berzelius). In addition to this, hydrates with 13, 10, 7, 3, and 2 molecules of water have been described.

When the acid solution containing more than 1.5 molecular proportions of sulphuric acid is evaporated, various hydrates of the *acid salt* $(V_2O_2)H_2(SO_4)_3$ are obtained. The hydrate with $5H_2O$ is prepared by evaporating the solution on the water-bath, and washing the dried crystals with ether (Crow); at 125° the hydrate with $3H_2O$ is formed, and this can also be obtained by precipitating a concentrated solution of any of the vanadyl sulphates with concentrated sulphuric acid. At 150° the dihydrate is formed, at 175° a salt with 0.5 molecule of water, and at 190° the *anhydrous compound*, $2VO_2 \cdot 3SO_3$, which is a green powder, consisting of microscopic tetragonal tablets, and is sparingly soluble in water (Koppel and Behrendt).²

Many double salts of this series are also known; the composition of these compounds will be found in the memoirs above cited.

Normal Divanadyl Trisulphate, $(VO)_2(SO_4)_3$, is obtained, according to Berzelius, by dissolving the pentoxide in hot sulphuric acid which has been diluted with half its weight of water.³ On evaporating at a low temperature the salt crystallises out in reddish-brown, very deliquescent scales. The same compound is obtained in ruby-red octahedra by boiling the pentoxide with an excess of sulphuric acid. When these are heated to the melting-point of lead, the basic salt $(VO)_2O(SO_4)_2$

¹ Gerland, *Ber.* 1877, 10, 2109; Koppel and Behrendt, *Zeit. anorg. Chem.* 1903, 35, 154.

² See also Gain, *Compt. Rend.* 1906, 143, 1154.

³ See also Ditte, *Compt. Rend.* 1886, 102, 757.

remains as a red mass, exhibiting small bright faces.

If the pentoxide be dissolved in concentrated acid and the solution evaporated, the basic salt is formed¹ as a sandy reddish-yellow powder. Gerland this is identical with the preceding compound.

When potassium vanadate is dissolved in strong acid and the excess of acid driven off by heat, the $K_2SO_4 \cdot (VO)_2(SO_4)_3$ is obtained as a yellow crystalline substance (Berzelius).

VANADIUM AND NITROGEN, PHOSPHORUS AND

422 *Vanadium Mononitride*, VN.—The process described by Berzelius for preparing metallic vanadium by heating ammonio-oxychloride in an atmosphere of ammonia yields the metal, but the mononitride, vanadium nitride, is the metal distinguished by its power of direct combination with nitrogen. The substance obtained by strongly heating ammonio-oxychloride in a current of dry ammonia (of its component gases) at a white-heat is a white powder, which does not undergo change at ordinary temperatures. The mononitride is likewise obtained when the residue left on calcining ammonium metavanadate in the air is heated to whiteness in a current of dry ammonia. Another more simple plan of obtaining the nitride is to expose the residue to the action of ammonia gas at a white-heat.

When heated in the air vanadium mononitride slowly oxidises to the blue oxide; when heated in ammonia is produced.

Vanadium Dinitride, VN_2 , is obtained as a black powder by passing ammonia over vanadyl trichloride, heating a glass tube to expel sal-ammoniac, washing with water and drying in a vacuum over sulphuric acid.

423 Extended series of phosphovanadic and arsenovanadic acids and their derivatives have been described by Ditte,³ and Gibbs.⁴ According to Friedheim⁵ the salts are phosphates and arsenates of vanadium (and arsenic) combined with these with the vanadates), in which vanadic

¹ Gerland, *Ber.* 1878, **11**, 98.

³ *Compt. Rend.* 1886, **102**, 757.

⁵ *Ber.* 1890, **23**, 1530, 2600.

² *Lehrbuch*, (6), **3**, 1.

⁴ *Amer. Chem. J.* 1886, **8**, 1.

as a weak base, the radical VO_2 replacing one or two hydrogen atoms of phosphoric or arsenic acid. They can be prepared by bringing the requisite salts together.

Phosphovanadic Acid, $2(\text{VO}_2)\text{H}_2\text{PO}_4 \cdot 9\text{H}_2\text{O}$, ($=\text{P}_2\text{O}_5, \text{V}_2\text{O}_5, 11\text{H}_2\text{O}$), is formed when vanadic anhydride is heated with syrupy phosphoric acid, and crystallises in golden-yellow flakes.

Arsenovanadic Acid, $\text{As}_2\text{O}_5, \text{V}_2\text{O}_5, 10\text{H}_2\text{O}$, is prepared in a similar manner, and forms yellow crystals.

VANADIUM AND THE ELEMENTS OF THE CARBON GROUP.

424 *Vanadium Carbide*, VC , is formed when vanadic anhydride is heated with carbon in the electric furnace. It forms hard crystals of the specific gravity 5.36, burns in oxygen, and becomes incandescent when heated in chlorine.¹

Vanadium Cyanides.—Double salts of vanadium dicyanide and tricyanide with potassium cyanide of the formulæ $\text{K}_4\text{V}(\text{CN})_6, 3\text{H}_2\text{O}$ and $\text{K}_3\text{V}(\text{CN})_6$ have been prepared.²

Potassium Vanadic Thiocyanate, $\text{V}(\text{SCN})_3 \cdot 3\text{KSCN} \cdot 4\text{H}_2\text{O}$, is prepared in a similar manner to the cyanide (Locke and Edwards) and separates in dark red crystals, the solution of which in water rapidly decomposes. The ammonium and sodium salts have also been obtained.³

Complex ammonium vanadyl thiocyanates and oxalates have also been prepared.⁴

Vanadium and Silicon.—Vanadium forms two compounds with silicon. The *silicide*, V_2Si , is prepared⁵ by heating 120 parts of the sesquioxide with 14 of silicon in the electric furnace, or better by heating this mixture with either carbon or copper. It forms hard, silver-white prisms with a metallic lustre, and has the sp. gr. 5.48 at 17° . It is only attacked by fluorine when it is gently heated and is readily decomposed when heated in chlorine, bromine or hydrogen chloride. It is insoluble in acids, with the exception of hydrofluoric acid, and is decomposed by fused potash. When it is fused with silicon it is converted into the *disilicide*, VSi_2 ,

¹ Moissan, *Compt. Rend.* 1896, **122**, 1297.

² Petersen, *Zeit. anorg. Chem.* 1904, **38**, 342; Locke and Edwards, *Amer. Chem. J.* 1898, **20**, 594.

³ Cioci, *Zeit. anorg. Chem.* 1899, **19**, 308.

⁴ Koppel and Goldmann, *Zeit. anorg. Chem.* 1903, **36**, 281.

⁵ Moissan and Holt, *Compt. Rend.* 1902, **135**, 493.

which can also be obtained by heating the sesquioxide with an excess of silicon in the electric furnace or by igniting a mixture of the oxide and silicon with metallic magnesium. It forms hard prisms with a metallic lustre, has the same density and melts and volatilises in the electric furnace. It is soluble in hydrofluoric acid, burns when heated in fluorine, and is attacked by bromine and is attacked by gaseous hydrogen chloride. It is decomposed by fused alkalis and by molten copper. This metal with vanadium being formed.

DETECTION AND ESTIMATION OF VANADIUM

425 Insoluble vanadium compounds can be brought into solution either by treatment with acids or with alkalis. In hydrochloric acid solution assumes a bright blue colour on the addition of zinc. A solution of vanadyl sulphate is easily distinguished in colour from one of copper sulphate. It is soluble to the requisite extent with water. It, however, does not become colourless in presence of metallic iron. Some of the other vanadates also closely resemble solutions of chromates. Thus, for instance, a solution of the tetrahydrovanadate of potassium does not differ in appearance from one of potassium dichromate. They may, however, be distinguished from one another, inasmuch as the vanadate solution becomes colourless, while the chromate assumes a green colour on deoxidation. A solution of vanadic acid or an acid solution of vanadyl sulphate is shaken up with ether containing hydrochloric acid, the aqueous solution assumes a red colour like that of chromic acetate. This reaction serves to detect 1 part of vanadium in 40,000 parts of the liquid, and is not affected by the presence of chromic acid.²

For the *quantitative* estimation of vanadium, Moissan and Holt proposed the precipitation of ammonium metavanadate from a soluble vanadium solution of sal-ammoniac. This on ignition gives the pure pentoxide. This separation of vanadic acid from the metals of the alkalis by means of ammonium chloride does not give too low results, both as regards the vanadium and the alkali. It is almost impossible to prevent trace

¹ Moissan and Holt, *Compt. Rend.* 1902, **135**,

² G. Werther, *J. pr. Chem.* 1863, **88**, 195.

mium metavanadate from dissolving, and on ignition, even with the greatest care, some portions of the finely divided vanadium pentoxide are invariably carried off when the ammonia escapes. On the other hand, the volatilisation of the comparatively large quantities of sal-ammoniac which must be employed in order to ensure the complete precipitation of the vanadium almost always entails a considerable loss of the fixed alkali chlorides. A far more accurate plan for the separation of vanadium is the precipitation of the soluble vanadate by lead acetate, when basic lead vanadate is precipitated, which is so insoluble that a portion when finely powdered and boiled in water does not dissolve in sufficient quantity to enable the lead to be detected in the filtrate by the reaction with sulphuretted hydrogen. The salt is also insoluble in acetic acid, but it dissolves readily in nitric acid, liberating vanadic acid, which separates out, but dissolves completely when the liquid is warmed. In the analysis of a soluble vanadate this insoluble lead salt is collected on a filter dried at 100° and weighed; a given quantity of the dried salt is then dissolved in nitric acid, the lead precipitated by pure sulphuric acid, and the lead sulphate estimated with the usual precautions by evaporation, addition of alcohol, &c., or the filtrate evaporated and the residue heated and weighed as vanadic anhydride.¹ The lead sulphate thus obtained is (contrary to Berzelius's statement) quite free from vanadium, whilst the vanadium pentoxide in the filtrate is obtained perfectly pure and well crystallised on evaporation and ignition. The filtrate from the lead vanadate, freed from excess of lead by means of sulphuric acid and evaporated, yields the alkali sulphate, not containing a trace of vanadium. Vanadium may be very readily estimated volumetrically when no other reducible metals are present. For this purpose the solution of vanadic acid in sulphuric acid is diluted and reduced to a vanadyl salt by passing a current of sulphur dioxide through it and afterwards boiling to expel the excess of this gas. Standard permanganate is then added until a permanent coloration is obtained. The inverse process may also be employed, and the acid solution of a vanadate titrated with decinormal ferrous sulphate solution, potassium ferriyancide being employed as indicator.² Under these circumstances the acid is reduced to VO_2 and the process can be carried out in the presence of copper. The

¹ Cormimbœuf, *Ann. Chim. Anal.* 1902, 7, 258.

² Williams, *J. Soc. Chem. Ind.* 1902, 21, 389.

reduction may also be effected by repeated evaporation with hydrochloric acid.¹

The *Atomic Weight* of vanadium has been determined in two ways. The first is by igniting vanadium pentoxide with hydrogen, when it is reduced to the sesquioxide, and the weight of vanadium is then deduced by the relation

$$\frac{a}{b} = \frac{2x + 5 \times 15.88}{2x + 3 \times 15.88}, \text{ whence } x = 7.94 \frac{(5b - a)}{a}$$

where a is the weight of vanadium pentoxide taken and b the weight of sesquioxide obtained.

The following results were obtained by Roscoe:

	Weight of pentoxide taken.	Weight of sesquioxide obtained.	At. wt.
(1) . .	7.7397	6.3827	
(2) . .	6.5819	5.4296	
(3) . .	5.1895	4.2819	
(4) . .	5.0450	4.1614	

The mean atomic weight of these four experiments is 52.06, with a mean error of 0.065. Berzelius found as a result of his experiments that 120.927 parts of pentoxide yield 63.827 parts of sesquioxide; which gives, according to the above relation, $x = 52.06$. This difference is probably due to the fact that the vanadium employed by Berzelius contained a trace of phosphorus, which prevented the complete reduction.

The second and more reliable method for the determination of the atomic weight was the analysis of vanadium pentoxide. The chlorine in this compound was estimated by Lussac's volumetric process and by gravimetric analysis. The volumetric determinations gave 61.306 per cent vanadium and eight gravimetric analyses gave 61.241 per cent vanadium and chlorine, the atomic weight from the mean of these determinations being 50.80. The atomic weight now (1907) adopted is 50.8 (H = 1), 51.2 (O = 16).

¹ Campagne, *Ber.* 1903, **36**, 3164; see also Gooch and Sturges, *Sci.* 1902, [4], **14**, 369; Gooch and Gilbert, *Zeit. anorg. Chem.*

² *Phil. Trans.* 1868, 6.

COLUMBIUM (**Niobium**), Cb = 93.3 (H = 1).
= 94 (O = 16).

426 This metal is so closely connected with the next member of the same group, tantalum, that it will be most convenient to consider their history together.

In the year 1801, Hatchett¹ laid before the Royal Society an investigation on a mineral known as columbite, from Massachusetts, which he believed to contain a new metal, to which he gave the name of *columbium*. In the following year, Ekeberg,² in Sweden, investigating the yttrium minerals, discovered a new element in a mineral to which he afterwards gave the name of *ytrotantalite*, whilst the same element also occurred in a mineral termed *tantalite*. In consequence of this he named the metal *tantalum*, partly because mythological names were frequently used, and partly also as pointing to the fact "that when placed in the midst of acids it is incapable of taking any of them up and saturating itself with them."

In 1809, Wollaston³ endeavoured to show that columbium and tantalum were identical, and a few years later Berzelius⁴ more carefully investigated the oxides of the last-named metal obtained from *tantalite*, and prepared *tantallic acid*. Afterwards, in 1839, Wöhler⁵ found that the acid forming oxide contained in *pyrochlor* and in the Bavarian *tantalites* possessed peculiar properties; and Rose⁶ then observed that the columbites of *Bodenmais* contained the oxide of a new metal, to which he gave the name of *niobium* (Nb), and in 1846 he thought that he had found a third new metal, to which he gave the name of *pelopium*. In 1853 he came to the conclusion on further investigation that *niobic acid* and *pelopic acid* were different oxides of *niobium*, and to the first of these he gave the name of *niobic acid*, whilst the latter was designated as *hyponiobic acid*. These, however, exhibited "a relationship so peculiar that the whole range of chemistry does not furnish an example of a similar kind."⁷ In 1856-7 Hermann observed that *niobium* and *tantalum* usually occurred together, whilst in 1864-5, Blomstrand⁸ showed that Rose's *hyponiobic chloride* contained

¹ *Phil. Trans.* 1802, 49.

² *Ann. de Chim.* 43, 276.

³ *Phil. Trans.* 1809, 246.

⁴ *Pogg. Ann.* 1820, 4, 6.

⁵ *Pogg. Ann.* 1839, 48, 91.

⁶ *Pogg. Ann.* 1844, 63, 307, 693; 1846, 69, 118.

⁷ *Pogg. Ann.* 1853, 90, 471.

⁸ *J. pr. Chem.* 1866, 97, 37.

oxygen, and was an oxychloride, and Marignac¹ same time proved that the double salts which hyp forms with metallic fluorides are isomorphous double salts, containing titanium fluoride, TiF_4 , oxyfluoride, WO_2F_2 . Inasmuch as the sum of these isomorphous compounds is constant, and a analysis, the hyponiobic fluoride contains three at for one of oxygen, Marignac concluded that it m fluoride of the composition $NbOF_3$, and he succeed experimental evidence of the truth of this view. time he showed that tantalic acid, which up to been supposed to be analogous to titanic acid, an formula TaO_2 had been given, must, like the hi niobium, be a pentoxide, as these two oxides o phous mixture in several minerals, and as bot isomorphous double fluorides, such as K_2TaF_7 and

The name columbium, originally proposed by always been employed in America for Rose's ni recently also been adopted in England, whilst in name niobium is retained.

The truth of this view of the composition of and tantalum compounds was confirmed by the Deville and Troost,² who in 1865 determine densities of columbium chloride, columbium ox tantalum chloride, which were found to corre formulæ $CbCl_5$, $CbOCl_3$, and $TaCl_5$. The inv Blomstrand and Marignac next showed th *dianium*, supposed by v. Kobell to be contain columbites, is in fact identical with columbium, further showed that *ilmenium*, which Hermann discovered in samarskite, is a mixture of co tantalum. It appears certain that *neptunium*, s by Hermann, is a similar mixture.³

427 Columbium and tantalum are found in minerals in addition to those already mentioned. tables give the composition of some of the mor these.

¹ *Ann. Chim. Phys.* 1866, [4], 8, 5, 49.

² *Compt. Rend.* 1865, 60, 1221.

³ See Smith, *Proc. Amer. Phil. Soc.* 1905, 44,

Mineral.	Columbite.		Tantalite.	
	Blomstrand.		Rammelsberg.	
	Green-land.	Massa-chusetts.	Finland.	Sweden.
Ta ₂ O ₅	—	28·55	76·34	49·64
Cb ₂ O ₅	77·97	51·53	7·54	29·27
WO ₃	0·13	0·76	—	—
SnO ₂	0·73	0·34	0·70	2·49
FeO	17·33	13·54	13·90	13·77
MnO	3·28	4·55	1·42	2·88
ZrO ₂	0·13	0·34	—	—
MgO	0·23	0·42	—	—
PbO	0·12	—	—	—
H ₂ O	—	0·16	—	—
	99·92	100·19	99·90	98·05

Pyrochlor (analysed by Rammelsberg).

Locality	Siberia.	Kaiserstuhl.
Cb ₂ O ₅	53·19	47·13
TiO ₂	10·47	13·52
ThO ₂	7·56	—
Ce ₂ O ₃	7·00	7·30
CaO	14·21	15·94
MgO	0·22	0·19
FeO	1·84	10·03
Na ₂ O	3·71	3·12
F	3·06	2·90
	101·26	100·13

Yttrotantalite, Fergusonite, Euxenite (analysed)

Locality	Yttrotantalite.	Fergusonite
	Ytterby.	Greenland
Ta ₂ O ₅	10.05	6.30
Cb ₂ O ₅	42.12	44.45
WO ₃	0.22	0.15
SnO ₂	0.24	0.47
Y ₂ O ₃	27.69	24.87
Er ₂ O ₃	12.44	9.81
Ce ₂ O ₃	1.90	2.00
CaO	3.21	0.61
FeO	0.63	0.74
UO ₂	1.26	2.58
La ₂ O ₃	—	5.63
H ₂ O	—	1.49
	99.76	99.10

Besides occurring in these minerals, columbium are frequently found in small quantities in tinst pitchblende, and other minerals.

For the purpose of preparing the columbium and tantalum, tantalite, fergusonite, or some other minerals, these metals, is finely powdered and fused with the weight of acid potassium sulphate, the fused mass is boiled out with water, and the residue digested with sulphide in order to remove tin and tungsten present being at the same time converted into sulphides. The residue is washed and boiled with dilute hydrochloric acid, the hydroxides of columbium and tantalum, together with iron, nickel, and cobalt, remain behind, and are then well washed with boiling water. The mass is dissolved in hydrofluoric acid, filtered from any residue, and heated to remove silicic acid. Titanium, columbium, and tantalum are then separated by the different solubilities of their double potassium fluorides. The boiling hydrofluoric acid solution 1 part of potassium fluoride is added for every 4 parts of oxide present.

concentrated until 1 gram of oxide is contained in 100 c.c. of the solution. On cooling, fine needle-shaped crystals of columbium tantalofluoride separate out, mixed with titanofluoride. These are washed with water until the wash-water after standing for two hours does not give an orange-red precipitate, a sulphur-yellow one with tincture of galls. On evaporating the mother-liquor and the wash-water, more of the salt is obtained, which at last is mixed with scales of the columbium salt. Potassium tantalofluoride purified by recrystallisation is mixed with its own weight of concentrated sulphuric acid and heated gradually to 400° , and the residue boiled out with water when a granular crystalline compound of tantalum oxide and sulphuric acid remains behind. This is decomposed by ammonia, and it is advisable to add ammonium carbonate in order to get rid of the whole of the sulphuric acid.

The filtrate from the tantalum salt deposits the compound $\text{K}_2\text{TaOF}_5 \cdot \text{H}_2\text{O}$, when it is concentrated, and from this the pure oxide may be prepared by decomposition with sulphuric acid and washing or continued boiling with water. The double salt thus obtained is not always pure, but may be purified by repeatedly boiling with water, and reconvertng the white double salt, which has the formula $2\text{KF} \cdot 3\text{CbO}_2\text{F}$, into the normal oxide by treatment with hydrofluoric acid and potassium carbonate.¹

The last traces of tantalum may be removed from oxide of columbium by converting the mixture into the potassium tantalofluoride, heating at $150\text{--}175^{\circ}$, and treating with water. The tantalum remains as an insoluble residue, and by a repetition of the process may be completely removed. Titanium is also separated to separate completely from columbium, and is best removed by repeated precipitation of a solution of the columbium fluoride with ammonia, the titanium remaining in solution.² Other minerals may also be brought into solution by fusion with hydrofluoric acid and potassium fluoride, this process being specially applicable for columbite (Gibbs).

Columbium was first obtained by Blomstrand,³ by reducing tantalum fluoride in hydrogen, as a mirror-like deposit on the tube, but it was not certain whether this was the pure metal or a

¹ *Ber.* 1887, 20, 1676.

² *J. Amer. Chem. Soc.* 1904, 26, 1235. See also Smith, *Proc. Amer.*

Chem. Soc. 1905, 44, 151, 177.

³ *Ann. Chem.* 1866, 97, 37.

hydride. Roscoe¹ obtained it in the form of a crust, by passing the vapour of the pure chloride through hydrogen repeatedly through a red-hot tube, and more strongly heated in a porcelain tube, when hydrogen was passed. The metal contained a small quantity of hydrogen as well as a small quantity of oxygen, the latter being derived from diffused air. It was obtained in a somewhat impure condition as a regulus, by heating the pentoxide with carbon in the electric furnace, by reducing the pentoxide with the mixed carbonaceous earths, the method being the same as that used for columbium (p. 893).³ It can be obtained in a pure form by preparing filaments of the oxide CbO_2 , by heating the pentoxide and paraffin which has been drawn into threads, and then reducing this by passing the current alternating in vacuo. The regulus is obtained by aluminium reduction of the pentoxide made from aluminium by being heated in vacuo in the electric furnace. The metal has the specific heat 0.071 and melts at about 1950° . The pure metal has a specific gravity of 10.5 and is about as hard as wrought iron. It can be rolled into foil and then drawn into wire, and can be fused in vacuum. A regulus fused in vacuum consists of a mass of small rhombic crystals, several mm. in length. It only combines with oxygen, even when it is strongly heated, and does not form the hydride, CbH . This compound has not been obtained by Marignac, resembles the metal, and is not attacked by acids, and burns when heated in the air. It is not dissolved by hydrochloric or nitric acid, but is attacked when heated, but when alloyed with other metals it is dissolved by acids. It is attacked by fused alkalis and acids, and combines with nitrogen at 1200° .

¹ *Mem. Manch. Lit. and Phil. Soc.* [3], 6.

² Moissan, *Compt. Rend.* 1901, 133, 20.

³ Weiss and Aichel, *Annalen*, 1904, 337.

⁴ Werner von Bolton, *Zeit. Elektrochem.* 1904, 10, 10.

⁵ Krüss and Nilson, *Ber.* 1887, 20, 1691.

COMPOUNDS OF COLUMBIUM.

COLUMBIUM AND OXYGEN.

The two lower oxides of columbium are usually known as dioxide, Cb_2O_2 , and the tetroxide, Cb_2O_4 , although they more properly be termed the monoxide, CbO , and the pentoxide, Cb_2O_5 .

Columbium Dioxide, CbO or Cb_2O_2 , is formed when dry columbium oxyfluoride is heated with sodium under a pressure of potassium chloride over a gas blow-pipe and was thought at first to be the metal. The fused mass is boiled with water and the residue washed with water and afterwards with dilute hydrochloric acid. It then forms a white powder which on heating in the air glows with vivid incandescence. When gently warmed in the gas it burns with formation of oxychloride, and it dissolves in the moist state in hydrochloric acid with evolution of hydrogen. If the vapour of the oxychloride be passed over heated magnesium wire, the same compound is formed in crystals which probably belong to the regular system.

Columbium Tetroxide, CbO_2 or Cb_2O_4 , is obtained as a heavy blue powder, which appears blue by reflected light, by heating columbium pentoxide very strongly in hydrogen or with metallic potassium.¹ It is not attacked by acids and burns in the air when heated to redness.

Columbium Pentoxide, Cb_2O_5 , is best prepared from Greenland cerite which, as already mentioned, is converted into potassium columboxyfluoride; this is purified by repeated crystallisation and then decomposed with sulphuric acid and the solution evaporated with water. It is a white amorphous infusible powder of sp. gr. of 4.53, and becomes crystalline when strongly heated. It may be obtained in prismatic crystals of sp. gr. 4.53 by fusion with boron trioxide or borax.

Columbium Acid or *Columbium Hydroxide*, $HCbO_3$, is formed by the decomposition of the oxychloride or pentachloride in moist air by water. It is a white powder which, when dried at 100°C, retains varying quantities of water, and is converted with incandescence into the pentoxide at a red heat. It is only sparingly soluble in hot hydrochloric acid, but the residue, after treatment, can be dissolved in water. On the addition of

¹ Smith and Maas, *Zeit. anorg. Chem.* 1894, 7, 96.

zinc the solution becomes blue and a hydrate probably of Cb_2O_4 , separates out. The solution obtained by treatment with hydrochloric acid gives, on the other hand, a brown colour with zinc, and a brown oxide which has the composition $\text{Cb}_3\text{O}_5 (= \text{CbO}, 2\text{CbO}_2)$. This acid is easily soluble in caustic alkalis and their solutions.

Potassium Hexacolumbate, $\text{K}_8\text{Cb}_6\text{O}_{19}, 16\text{H}_2\text{O}$, is obtained by fusing the pentoxide with double its weight of potassium carbonate, dissolving in water, and evaporating in a vacuum. It forms large glistening monoclinic crystals which are stable on exposure to air. If caustic potash be added to the solution and the mixture slowly evaporated, fine rhombic crystals of $\text{K}_6\text{Cb}_4\text{O}_{13}, 13\text{H}_2\text{O}$ are deposited, and these effloresce on exposure.¹

When equal molecular proportions of columbic acid and potassium carbonate are fused together a dense white crystalline mass is obtained, which, when treated with water, yields a salt $2\text{K}_2\text{Cb}_4\text{O}_{11}, 11\text{H}_2\text{O}$. If, however, a larger quantity of potassium carbonate be employed, the compound $\text{K}_4\text{Cb}_2\text{O}_7$ is obtained.²

Rose described a number of crystalline sodium columbates, the individuality of which was doubted by Marignac. It has been found by Bedford³ that the only definite compound obtainable by Rose's method is a salt of the composition $7\text{Na}_2\text{O}, 6\text{Cb}_2\text{O}_5, 32\text{H}_2\text{O}$. The columbates of the other groups have been prepared by Joly and Rose, and are closely related to the tantalates.

Numerous crystalline columbates have been prepared by fusing the precipitated salts with the corresponding acids, or with boric acid.⁴

When the oxide is fused with sodium fluoride, compounds resembling various minerals in composition are obtained.

Percolumbic Acid is formed as an amorphous substance when columbic acid is warmed with hydrogen peroxide. When sulphuric acid is added to a solution of potassium percolumbic acid and the solution dialysed and evaporated.⁵ It has a

¹ Marignac, *Ann. Chim. Phys.* 1866, [4], 8, 20.

² Santesson, *Bull. Soc. Chim.* 1875, [2], 24, 53.

³ Bedford, *J. Amer. Chem. Soc.* 1904, 26, 1235.

⁴ Larsson, *Zeit. anorg. Chem.* 1896, 12, 188.

⁵ Holmquist, *Journ. Chem. Soc. Abstr.* 1898, ii, 388.

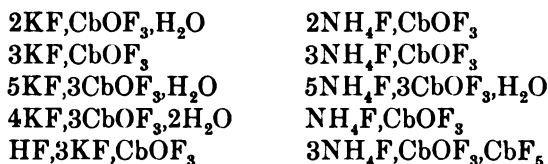
⁶ Melikoff and Pissarjewsky, *Zeit. anorg. Chem.* 1899, 20, 177.
Hall and Smith, *Proc. Amer. Phil. Soc.* 1906, 44, 177.

tion of a hydrated percolombic acid, HCbO_4 , and is only decomposed by dilute sulphuric acid on warming, thus differing from other per-acids. The *potassium salt*, $\text{K}_4\text{Cb}_2\text{O}_{11}\cdot 3\text{H}_2\text{O}$, which may be regarded as derived from a pyropercolombic acid, is prepared by adding hydrogen peroxide to a solution of potassium columbate and precipitating with alcohol. It is slowly decomposed by water, and yields hydrogen peroxide with dilute sulphuric acid.

COLUMBIUM AND THE HALOGENS.

430 *Columbium Pentafluoride*, CbF_5 .—This substance, like tantalum fluoride, is only known in solution, and possesses analogous properties to the latter compound.

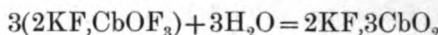
Columbium Oxyfluoride, CbOF_3 , is obtained by igniting a mixture of pentoxide and fluor-spar in a current of hydrochloric acid, in the form of small crystals closely resembling zirconium fluoride. It forms double salts with other metallic fluorides, of which those of potassium and ammonium have been investigated by Marignac, who has prepared the following :



These are crystallisable, and are formed by dissolving columbic acid in a larger or smaller quantity of hydrofluoric acid and adding the other fluorides in various proportions. The first salts of the two series, which Marignac terms normal salts, are those which are readily formed. The normal potassium salt is formed whenever the others are recrystallised, and is deposited in the form of thin monoclinic scales isomorphous with potassium tungsten oxyfluoride, $2\text{KF}, \text{WO}_2\text{F}_2$, and with potassium titanofluoride, K_2TiF_6 . By dissolving this in hot hydrofluoric acid *potassium columbifluoride*, K_2CbF_7 , is formed, which is deposited in glistening rhombic needles. The normal ammonium salt crystallises in rhombic tablets, and is isomorphous with ammonium tungsten oxyfluoride, $2\text{NH}_4\text{F}, \text{WO}_2\text{F}_2$.

A double fluoride of the formula $2\text{KF}, 3\text{CbO}_2\text{F}$ is gradually deposited in small quantity as a white powder when a solution

of the normal potassium oxyfluoride is boiling time :¹



It is readily soluble in hydrofluoric acid.

Hydrogen peroxide converts the oxyfluoride, CbO_2F_3 , which crystallises in yellow needles.

Columbium Trichloride, CbCl_3 , is obtained by heating the pentachloride and when the oxide is heated with phosphorus. It either forms crystalline crusts which harden on cooling, or is found crystallised in long needles. It is neither volatile nor deliquescent, and is not soluble in water or ammonia, but is easily oxidised by chlorine. When heated in the air it emits thick vapours, and in a current of carbon dioxide it forms columbic acid, CbOCl_3 , and carbon monoxide, a reaction which is not effected by any other metallic chloride (Roscoe).

Columbium Pentachloride, CbCl_5 .—When heated in a current of chlorine perfectly soluble in carbon dioxide. Needles of the above compound are formed by heating the pentoxide also formed⁴ when the pentoxide is heated in a current of carbon monochloride, S_2Cl_2 , or carbon tetrachloride at 200° , and together with a large amount of carbon dioxide when carbon tetrachloride is passed over it. It melts at 194° , and boils at 240.5° , but decomposes at 125° . The yellow vapour has a specific gravity 4.5 (Dumas and Troost), the formula requiring 9.38. It is soluble in carbon tetrachloride, sulphur monochloride, and alcohol. It dissolves in hydrochloric acid, forming a solution which gelatinises on standing, and when boiled almost all the columbic acid separates. The addition of zinc brought into the solution turns it a green color. *Columbium Oxychloride*, or *Columbyl Chloride*, CbOCl_3 , is obtained by the direct union of the dioxide with chlorine, or by heating a mixture of the pentoxide with a small quantity of chlorine.

¹ Krüss and Nilson, *Ber.* 1887, 20, 1676.

² Piccini, *Zeit. anorg. Chem.* 1892, 2, 22.

³ Pennington, *Chem. News*, 1897, 75, 38.

⁴ Smith, *J. Amer. Chem. Soc.* 1898, 20, 289; *Paper* 44, 177; Hall, *J. Amer. Chem. Soc.*, 1904, 26, 123.

⁵ Delafontaine and Linebarger, *J. Amer. Chem. Soc.* 1904, 26, 123.

in chlorine. It is likewise formed by repeatedly distilling the pentachloride in a current of carbon dioxide over ignited pentoxide. It is a colourless, fibrous, crystalline mass, which volatilises without melting at about 400° , giving rise to a colourless vapour, of which the specific gravity was determined by Deville and Troost to be 7.88, theory requiring 7.48. When heated in carbon dioxide, and still more readily in hydrogen, it decomposes into pentoxide and pentachloride. It deliquesces on exposure to moist air, with formation of crystalline columbic acid, whilst when brought into contact with water it decomposes violently, forming amorphous columbic acid.

Double salts with various alkali chlorides and organic hydrochlorides have been prepared.¹

When columbium oxide is heated in hydrogen chloride a hydroxychloride, $\text{Cb}_2\text{O}_4 \cdot 3\text{H}_2\text{O} \cdot \text{HCl}$, is formed which is volatile at a high temperature.² Hydrogen bromide yields an analogous compound.

Columbium Pentabromide, CbBr_5 , is prepared in the same way as the chloride, and is a purple-red mass, which on heating becomes yellow and volatilises.

Columbium Oxybromide, CbOBr_3 .—When a mixture of the pentoxide and double its weight of carbon is heated in bromine vapour a yellow voluminous mass of the oxybromide is obtained, which sublimes without fusion, and when heated in carbon dioxide is reconverted into the pentoxide.

COLUMBIUM AND SULPHUR.

431 *Columbium Oxysulphide*, CbOS_3 , is formed when carbon dioxide mixed with the vapour of bisulphide of carbon is passed over the white-hot pentoxide. It is a black or brass-coloured crystalline powder. The same compound is easily obtained, as a black woolly mass, by heating the oxychloride in sulphuretted hydrogen. This powder, when rubbed in an agate mortar, attains a steely lustre, and when heated burns in the air with formation of pentoxide.

¹ Weinland and Storz, *Ber.* 1906, **39**, 3056; *Zeit. anorg. Chem.* 1907, **54**, 223.

² Smith and Maas, *Zeit. anorg. Chem.* 1894, **7**, 96.

COLUMBIUM AND NITROGEN.

432 Metallic columbium forms a yellow nitride¹ when it is heated in nitrogen at 1,200°. When columbium pentoxide is heated to whiteness in ammonia it loses the half of its oxygen and forms a black powder containing nitrogen. If the oxychloride be treated with dry ammonia it becomes hot and turns yellow. This mass, when heated, gives off sal-ammoniac, and a black powder remains behind, which, when melted with caustic potash, yields ammonia in large quantity, and on heating in the air burns with incandescence. It is not attacked either by boiling nitric acid or aqua regia, but dissolves readily in a mixture of hydrofluoric and nitric acids.

DETECTION AND ESTIMATION OF COLUMBIUM.

433 The solution of a columbate yields with potassium ferrocyanide and hydrochloric acid a deep brown precipitate. Under some circumstances tincture of galls or tannic acid gives an orange-red precipitate. When zinc is added to the acidified solution the whole becomes blue and afterwards brown. In the presence of potassium thiocyanate, zinc and hydrochloric acid produce a bright golden brown coloration. Microcosmic salt or borax easily dissolves the pentoxide, and a bead is obtained which becomes violet, blue, or brown in the reducing flame and red on the addition of ferric oxide.

The *quantitative* estimation and separation of columbium is best understood from the following description of Rose's method, given by Rammelsberg, for the analysis of tantalites and columbites.² The mixture of oxides obtained by fusion with acid potassium sulphate and lixiviation with water, is fused with sulphur and sodium carbonate, and the fused mass treated with water, when any tin sulphide or tungsten sulphide which may be present is dissolved. The residual oxides of tantalum and columbium are then treated with dilute sulphuric acid in order to remove the iron, and again fused with acid potassium sulphate, and the oxides separated out by boiling the mass with water, whilst any iron, manganese, zinc, copper, or tin which may still be present is found in solution.

¹ Moissan, *Compt. Rend.* 1901, 133, 20.

² *Pogg. Ann.* 1872, 146, 56.

order to separate columbium from tantalum the purified salts are fused with potassium fluoride, the mass digested with a large quantity of water, and the solution boiled after addition of a small amount of hydrofluoric acid. On cooling, the largest portion of the columbium separates out chiefly as tantalofluoride. The filtrate is evaporated to two-thirds its bulk, allowed to stand twenty-four hours in the cold, and the rest of the salt thus obtained. Some further evaporation of the filtrate is necessary. The columbium tantalofluoride can then be weighed, but it generally contains some iron which must be separated by heating with hydrofluoric acid, the purified tantalum being weighed as the fluoride.

The solution which contains the columbium is also evaporated with sulphuric acid, the residue ignited and well washed with water and again ignited, when columbium pentoxide remains behind. This may still contain a trace of titanium. In order to separate it from this metal the fluo-double-salts are warmed with hydrochloric acid and zinc, when the titanium compound is reduced and its amount estimated by volumetric analysis with potassium permanganate.

Atomic Weight of columbium was determined by Marignac¹ as 93.3 (H=1), 94 (O=16), from numerous analyses of columbium oxyfluoride and columbium pentoxide.

TANTALUM, Ta = 179.8 (H=1).
= 181 (O=16).

Metallic tantalum was first obtained in an impure state as a black powder by Berzelius, who heated potassium tantalofluoride with potassium. Moissan succeeded in preparing it as a black regulus by reducing the pentoxide with carbon in the electric furnace, but the metal thus obtained contained carbon.² It was first obtained pure by von Bolton,³ who prepared it by repeating Berzelius's reaction, and then heating the compound in a vacuum, and also by passing a current through a filament of tantalum in a vacuum, the oxygen being thus removed and a black deposit of the metal left. It is also formed when the

¹ *Chim. Phys.* 1866, [4], 8, 16. ² *Compt. Rend.* 1902, 134, 211.

Elektrochem. 1905, 11, 45, 503, 722; German Patents, 152,848; 153,826; 155,548; 161,081; 163,414; 171,562.

pentoxide is reduced by crude cerium (W) the temperature is not sufficiently high to which is obtained as a silver white porous manufactured by the action of sodium fluoride.¹

The pure metal is silver white in colour, (von Bolton), melts between 2,250° and 2,300° atomic heat. It is as hard as the best steel, can be rolled, hammered and drawn into wire. The specific gravity of the metal is very high, a fine wire giving 93 kilograms per square mm.

When heated in the air, thin wire burns, and masses are oxidised superficially. The reduction releases water and the metal in the form of hydrogen, 740 volumes being taken up at a pressure of three-quarters of this is lost in a vacuum after fusion, remainder, which renders the metal brittle and electrical resistance, is only lost on fusion.² Tantalum is not dissolved by aqua regia nor by any single acid except hydrofluoric which dissolves it much more readily when treated with platinum. It is also attacked by fusion with carbon, combines with nitrogen at a high temperature and with sulphur. Carbon appears to form with it a compound which renders the metal brittle. Alloys with iron, tungsten and copper can be obtained.

The chief purpose for which metallic tantalum is used is for the preparation of filaments for electric lamps. A filament of 0.05 mm. diameter is employed and as it has a resistance less than that of a carbon filament, a much smaller current is used than in a carbon lamp. The lamps give out only half the electrical energy needed by a carbon lamp for the same power.

COMPOUNDS OF TANTALUM

TANTALUM AND OXYGEN

435 *Tantalum Tetroxide*, Ta_2O_4 or TaO_2 , when the pentoxide is heated in a very small carbon crucible at the highest heat of a wind furnace, or

¹ *Mining Journal*, Sept. 29th, 1900

² Piccini, *Zeit. Elektrochem.* 1905,

esium. It is a porous dark-grey mass which scratches and when rubbed on a hone has a steel-grey colour. It is a dark-brown non-metallic powder, and is not attacked by acids, even by a mixture of hydrofluoric and nitric acids, but when heated with formation of the pentoxide.

Tantalum Pentoxide, Ta_2O_5 .—The preparation of this body has already been described. It is a white amorphous infusible powder which when strongly heated becomes crystalline, and when ignited with boron trioxide or melted with microcosmic acid in a porcelain furnace is obtained in rhombic prisms. When gently heated it has a specific gravity of 7.35, which on exposure to a white heat rises to 8.01. The ignited pentoxide does not dissolve in any acid, but volatilises completely when ignited with ammonium fluoride.

Tantalalic Acid or Tantalum Hydroxide, $HTaO_3$, is obtained in the form of a gelatinous mass when the chloride is quickly decomposed with water. If, however, the same compound be exposed to moist air until it is decomposed, and then mixed with water and containing ammonia, the hydroxide is obtained as a crystalline powder, which when dried at 100° possesses the above composition and is converted with vivid incandescence into pentoxide when heated to low redness. The hydroxide obtained by ignition of the acid potassium sulphate does not exhibit this phenomenon. Tantalalic acid dissolves in binoxalate of potash, in hydrofluoric acid, and when freshly precipitated, in other acids.

Tantalates.—The normal tantalates, to which class the most common minerals belong, are all insoluble in water. Besides these others are known, derived from the unknown hydrate, hexatantalic acid, $H_3Ta_6O_{19}$, of which only the compounds of the most active metals are soluble in water.

Potassium Hexatantalate, $K_8Ta_6O_{19} \cdot 16H_2O$, is formed by fusing the acid in caustic potash, and also by fusing the hydroxide with double its weight of caustic potash. The fused mass is dissolved in water and allowed to evaporate in a vacuum. Large transparent glistening monoclinic crystals are thus obtained which dissolve in lukewarm water without decomposition. On heating or evaporating in the air salts containing more tantalum are formed. If it be repeatedly ignited with sal-ammoniac and then dissolved with water the normal salt $KTaO_3$ is obtained.

Sodium Hexatantalate, $Na_8Ta_6O_{19} \cdot 25H_2O$, is obtained in a similar way to the potassium salt, a vivid incandescence occurring when the mixture is heated to redness. The fused mass is

treated with water, the residue dissolved in alcohol, allowed to cool or, inasmuch as it is insoluble in alcohol, poured on to the top of a strong solution of alcohol. It crystallises in small hexagonal tablets with 4 faces in 493, and at 100° in 162 parts of water. It is soluble in boiling water, and if the aqueous solution is mixed with alcohol a precipitate of $\text{NaTaO}_3 \cdot \text{H}_2\text{O}$ is formed, which becomes anhydrous on ignition. The anhydrous salt is formed by the ignition of the hexatantalate.

Ammonium Tritantalate is produced by adding ammoniac to a solution of the sodium salt, which resembles chloride of silver, and is soluble in water. Its composition is uncertain.

When tantalum pentoxide is strongly ignited in the presence of calcium, magnesium and other metals, crystals of these metals are obtained.¹

Pertantalie Acid.—When a large excess of hydrogen peroxide is added to a solution of potassium hexatantalate, a white liquid mixed with an equal volume of alcohol is obtained. A crystalline precipitate of *potassium pertantalate* is obtained.² This salt is decomposed by boiling water, with formation of a white precipitate of hydrated tantalum pentoxide, HTaO_4 . This substance is more stable than tantalum pentoxide, but yields hydrogen peroxide when heated. It is soluble in 100° with dilute sulphuric acid, and evolves oxygen when treated with concentrated sulphuric acid. It is supposed to be derived from the unknown orthoform, which would have the formula $(\text{HO}\cdot\text{O})_3\text{TaO}_2$.

TANTALUM AND THE HALOGENS

436 *Tantalum Pentafluoride*, TaF_5 , is only slightly soluble in alcohol. If this be evaporated, even at a moderate temperature, the fluorine volatilises, whilst tantalic acid remains. Tantalum fluoride forms double salts with other fluorides.

Potassium Tantalofluoride, K_2TaF_7 .—This salt has been already described. It forms prismatic needles which readily melt, but it does not

¹ Joly, *Compt. Rend.* 1875, **81**, 266, 1266.

² Melikoff and Pissarjewsky, *Zeit. anorg. Chem.*

ignited even to whiteness in a platinum vessel. It is easily soluble in hot, though sparingly so in cold water. When the solution is boiled decomposition takes place rapidly, a white powder of the *oxyfluoride*, $K_4Ta_4O_5F_{14} = 4KF, 2TaF_5, Ta_2O_5$, separating out. This reaction serves to detect the smallest quantity of tantalum when present together with columbium oxyfluoride (Marignac).

Sodium Tantalofluoride, $Na_3TaF_7 \cdot H_2O$, is obtained in a similar manner to the potassium salt, or by dissolving sodium hexatantalate in hydrofluoric acid. On evaporation indistinct crystals of Na_3TaF_8 separate out, and then eight-sided rhombic tablets of the above salt, which lose their water under 100° .

Several double fluorides of the type $M'F, TaF_5$ have also been described.¹ Hydrogen peroxide converts the potassium salt, K_2TaF_7 , into the *peroxyfluoride*, $2KF, TaO_2F_3 \cdot H_2O$, which crystallises in colourless plates (Piccini).

Tantalum Pentachloride, $TaCl_5$, is obtained by heating an intimate mixture of the pentoxide and carbon in a current of chlorine, and is also formed when the pentoxide is heated with phosphorus pentachloride. It forms light yellow needles and prisms which melt at 211° and boil at 242° , but begin to volatilise at so low a temperature as 144° , and may be readily sublimed in a current of carbon dioxide or chlorine. The specific gravity of the vapour, according to Deville and Troost, is 12.8, the calculated density being 12.42. It fumes in the air, and is converted into tantalic acid.

Tantalum Dichloride, $TaCl_2 \cdot 2H_2O$, is formed when the pentachloride is heated with sodium amalgam, and separates from dilute hydrochloric acid in emerald-green, hexagonal crystals, which decompose in the air.²

Tantalum Pentabromide, $TaBr_5$, is prepared in a similar way to the chloride, and in its properties closely resembles this compound.

Tantalum and iodine do not combine.

TANTALUM AND SULPHUR.

437 *Tantalum Tetrasulphide*, Ta_2S_4 or TaS_2 , is obtained by acting upon white hot tantalum pentoxide, with a mixture of

¹ Balke, *J. Amer. Chem. Soc.* 1905, **27**, 1140.

² Chabrie, *Compt. Rend.* 1907, **144**, 804.

hydrogen and the vapour of carbon bisulphide, a finely-granular friable substance which in masses resembling graphite, and these on heating take the colour of brass. It is also formed when ignited in a stream of sulphuretted hydrogen gas. It is obtained in crusts resembling pyrites in appearance, but is not attacked by hydrochloric acid even on boiling, and aqua regia oxidise it but slowly.

TANTALUM AND NITROGEN

438 When tantalum chloride is heated in a stream of ammonia at a temperature not above the point of volatility of ammoniac which is formed, an amorphous substance, Ta_3N_5 is obtained. If the temperature then be raised, a black *tantalum nitride*, TaN , is obtained, which has a metallic lustre when burnished. H. Rose first discovered this compound, believed it to be the metal.

DETECTION AND ESTIMATION OF TANTALUM

439 In order to detect tantalum in a mixture, it must be prepared from it, and this conversion is effected by tantalate. If potassium ferrocyanide be added to the solution, a characteristic yellow precipitate falls. Under the same circumstances tincture of galls gives a bright yellow precipitate. The tantalum is detected by its colour a bead of borax or of microcosmic salt.

Tantalum is estimated quantitatively either by its conversion into potassium tantalofluoride, the process being described under columbium.

The Atomic Weight was determined by analysing the potassium and ammonium tantalates. Sahlbom¹ obtained the number 181. A lower number was obtained by direct conversion of the metal into the peroxide at red heat in a current of oxygen. In this method Sahlbom² obtained the number 179.8 (H. Rose), which is at present (1907) adopted.

¹ *Ann. Chim. Phys.* 1866 [4], 9.

² *Ber.* 1906, 39, 2600.

ANTIMONY (STIBIUM) $\text{Sb} = 119\cdot3$ ($\text{H} = 1$).
 $= 120\cdot2$ ($\text{O} = 16$).

This metal occurs in nature chiefly as stibnite, antimonite or antimony sulphide, Sb_2S_3 , a mineral which was known in very early times, having been long employed, as indeed is yet the case, in the East for painting the eyebrows. In St. Jerome's translation of the Hebrew of Ezekiel xxiii. 40, we read "Ministri stibio oculos tuos"; and in the Second Book of Kings ix. 30, we find, "Porro Jezebel introitu eius auditum stibio oculos suos stibio." Of this latter passage Cheyne and others give as the translation of the Hebrew, "set her eyes in antimony (literally antimony)."

The name for this mineral in Hebrew and Arabic is "Kohl," which word passed as "alcool" or "alkohol" into other languages; thus in the Spanish translation of the Bible the above passage from Ezekiel is thus rendered, "Alcoholaste tus ojos." In the middle ages the word alcohol served to designate any powder, and it was only at a later period that it was employed to mean spirits of wine. Dioscorides calls this metal *antimonium*, and mentions that it is also known by other terms, such as *αντόφθαλμον*, the eye-expander, *γυναικείον*, belonging to women, &c. Pliny, on the other hand, terms it *stibium*. The Latin Geber, who also was acquainted with this substance, called it *antimonium*, and up to the time of Lavoisier both words were made use of to signify sulphide of antimony. The German name for this substance was *spiessglass*, which afterwards changed to *spiessglanz*. As already mentioned (p. 9), the works attributed to "Basil Valentine," which have hitherto been regarded as the earliest known records concerning antimony and its derivatives, have been shown by the late Prof. Schorlemmer to be forgeries dating from about 1600.

There is no doubt, however, that the iatro-chemists, at the time of Paracelsus, were acquainted with many medicinal preparations, and numerous references to these are scattered throughout the chemical literature of those times. The statements of "Basil Valentine" may still serve to show the condition of knowledge concerning antimony in 1600. He

is deposited in the library of the University of Manchester. See also *Science*, 1898, 8, 169, who comes to the same conclusion, chiefly from the contents of Basil Valentine's works.

makes the following remarks as to the metal in his *Triumphal Car of Antimony*: "In order that I may say something about the nature of it, it should be understood that this material was first known to the Arabians, and from ancient time was termed *stibium*. The Chaldeans entitled it *stibium*, and in modern times it has been called *antimonium*¹ up to the late German own German mother tongue the same material was called *spiessglas* for this reason, that it is easily fluxed and a glass made from it."

Dioscorides mentions that in order to obtain antimony it must be heated in a current of air; for if more strongly ignited, it melts like wax. This has given rise to the supposition that the metal obtained with metallic antimony, and that this is shown by the fact that an old Chaldean metal, Berthelot consisted of pure antimony.² It was first founded with bismuth by some chemists, and not so late as the sixteenth century.

The preparation of the metal was first described by Valentine," who in his *Wiederholung der uralten Weisen* terms it *spiessglas rex antimonii*. It has already been stated that the metal considered that each semi-metal was simply a metal.

441 Antimony occurs in many other minerals. The metal is found, though not frequently, in arseniferous antimony ore, and also as arseniferous antimony ore. Antimony also occurs as the trisulphide, Sb_2S_3 , and basic sulphides, and in these thioantimonites antimony is usually replaced by arsenic. Minerals of antimony are berthierite, FeS, Sb_2S_3 ; wolfsbergite, Cu_2S, Sb_2S_3 ; bournonite, $2PbS, Cu_2S, Sb_2S_3$; silver ore, $3Ag_2S, Sb_2S_3$, &c. In addition to these are dyscrasite or antimonial silver, Ag_3Sb ; antimonial nickel, $NiSb$, ullmannite or nickel antimonide, $NiSbS$; valentinite or antimony oxide,

¹ The story of the accidental poisoning of a man having given rise to the name of the metal (antimonium) is probable, and must, as Kopp remarks, have been known to Valentine, whereas Valentine wrote in German! ² *Co*

antimony ochre, Sb_2O_4 , and stibnite, $Sb_2S_3 \cdot H_2O$. Antimony is found in small quantity in iron ores, ferruginous waters, in coal formation, and in river sand.

Preparation of Metallic Antimony.—The preparation of metal from the sulphide is a very simple operation. In order to free the ore from quartz or other earthy admixture, the mineral is either melted in vertical cylinders which have a hole at the bottom out of which the molten sulphide drops, or the primary fusion is carried on in reverberatory furnaces. The roasted sulphide is then either fused with metallic iron, or is reduced in order to convert it into the oxide, and this is reduced with carbon or with crude tartar. "Basil Valentine" describes some of these methods in his account of the preparation of the philosopher's stone; he states: "Antimonium is a master in medicine, and from it by means of cream of tartar and salt a regulus (regulus) is made, steel-iron being added to the spießglas (spießglas) fusion. Thus by an artifice a wonderful star is obtained which the learned before my time have termed the philosophical star." In the *Triumphal Car of Antimony* he gives the following receipt: "Take good Hungarian spießglas and with the same quantity of crude tartar, and half as much saltpetre; break these small and let them fuse well in a wind furnace; afterwards pour out into a mould and allow to cool when a regulus is found."

In order to reduce the oxide obtained by roasting the ore, it is mixed either with 20 per cent. of powdered charcoal which has been saturated with concentrated soda, or with 10 per cent. of crude tartar, and the mixture of ore and reducing agent melted in a large earthen crucible. In this country three operations are used for the production of the best star-antimony. The first of these is termed "singling"; in this 40 parts of the oxide are mixed with about 20 parts of thin scrap iron, and this is then melted in plumbago crucibles, when metallic antimony and iron sulphide are formed. The fusion lasts about four and a half, and when complete the charge is poured into conical moulds. The crude metal is then separated from the slag, consisting chiefly of sulphide of iron, which floats on the surface, and it is again melted in the second process of "singling," with an addition of a small quantity of sodium carbonate and slag obtained in the following operation. The charge for each pot is 80 lbs. of crude antimony, 2 lbs. of salt-petre and 2 lbs. of slag, and the fusion lasts about an hour and

a quarter. The metal is cast in moulds, allowed to be broken into small pieces ready for the third operation, "melting for star-metal." For this purpose 2 parts of metal and 5 parts of slag from a previous operation of fusion are added to 60 parts of metal and the fusion is continued. The molten metal is then poured into square moulds. When it is allowed to cool slowly, the surface being at all times completely covered with slag in order that it may not acquire the peculiar crystalline structure which is required.

It has been already stated that "Basil Valentine" was acquainted with the crystalline surface exhibited by the stars, but he specially mentions that the regulus which he obtained possesses exactly the same composition as that of the stars, and this peculiarity. He, as well as some of his contemporaries, believed that the stellated surface was only produced when iron was employed in the preparation, whilst others taught that the preparation of the stellated surface depends on the presence of iron, but was considered to be a favourable conjunction of the stars. Indeed this explanation was pretty generally held until the time of Boyle, who entirely discredits this explanation, and also states that starred metal can be obtained without the use of iron.

In his essay *On the Unsuccessfulness of Experiments to produce Stars* says: "And it may perhaps also be from some peculiarity in antimonies or irons, that eminent chemists have observed) often failed in their endeavours to produce stars from the regulus of *Mars* and antimony. Insomuch that many of them fondly believe and teach (what our experience does not seem to allow) that there is a certain respect to the nature of the stellations requisite to the producing of this (I call it a) body. Upon this subject I must not omit to mention that while since an industrious acquaintance of ours, who was an antimony, which unawares to him, was, as we know, of so peculiar a nature, that making a regulus of iron, the common way (for his manner of operation) of him), he found, to his wonder, and showed that it was adorned with a more conspicuous star than I have seen in several stellate reguluses of both antimony and iron."

Lemery, in his *Cours de Chymie*, published in 1675, is strongly against the supposition that the plane surface of the stars has anything to do with the formation of the stellated surface.

¹ *Opera*, ed. 1772, 1, 325.

powder, has the specific gravity 5.3, oxidises spontaneously in the air, sometimes taking fire, and passes when heated into the metallic form with evolution of heat.

Explosive or Electrolytic Antimony.—This peculiar substance, discovered by Gore,¹ is obtained by electrolysis of an aqueous solution of antimony trichloride having a specific gravity 1.35, or of a solution obtained by dissolving the trioxide in 10 to 15 times its weight of hydrochloric acid of specific gravity 1.12, metallic antimony being, in each case, used as the positive, and copper or platinum as the negative pole. The cathode becomes covered with a grey lustrous metallic coating, showing an amorphous fracture and a specific gravity of 5.78. It contains from 4.8 to 7.9 per cent. of antimony chloride, together with a small quantity of free hydrochloric acid. When struck with a metallic point or touched with a red-hot wire it decomposes with evolution of heat and liberation of the trioxide, and when heated to 200° it flies into powder with a violent explosion. If it be preserved under cold water it does not immediately undergo any alteration, but when heated to 75° it decomposes with a hissing sound; hydrochloric acid is found in the solution, and the water becomes turbid owing to the formation of basic antimony chloride. Similar products are obtained by electrolysis of acid solutions of the bromide and iodide (see p. 94), but not of the fluoride.

This remarkable substance is probably a solid solution of an antimony halogen compound in an allotropic form of antimony, and the explosion consists in the sudden transformation of the explosive into the stable metallic form, the heat evolved amounting to 100 cal. per gram; the same change goes on slowly when the explosive material is preserved.² This form is possibly identical with the black amorphous form described above, but its identity has not been definitely proved.

Uses.—Antimony is employed for the preparation of tartar emetic, and of other products used in pharmacy and in many processes of calico printing and dyeing. Its alloys are also extensively used in the arts. When antimony is precipitated by hydrogen from a solution of the trichloride, the metal is obtained in

Phil. Trans., 1858, 185; 1859, 797; 1862, 323; Pfeifer, *Annalen*, 1881, 61.

Cohen and Rengir, *Zeit. physikal. Chem.* 1904, 47, 1; Cohen, Collins and Rengir, *Zeit. physikal. Chem.* 1905, 50, 291; Cohen and Strengers, *Zeit. physikal. Chem.* 1905, 52, 129.

a finely pulverulent state, as *antimony black* for the purpose of imparting to the surface and other objects the appearance of iron or

ANTIMONY ALLOYS.

444 "Basil Valentine" mentions that antimony is used in the preparation of medicines, and that it is also used for other purposes, such as for the preparation of type. He adds that under certain favourable circumstances the planets alloys are made of antimony, and medals and amulets are cast, which are said to possess magical powers. These same alloys can, according to Valentine, be prepared in the same way to form both bells and mirrors.

English type-metal is an alloy of lead, and a small percentage of copper is sometimes added, but it has little practical value. The value of antimony in type-metal is that it imparts to them hardness, and gives them the property of expanding in the act of solidification so as to obtain an accurate cast of the letter. The addition of copper and coherence to the metal. The following are the compositions of English type-metal; ¹ No. I. is a specially

	I.	II.	
Lead	50	55.0	60
Antimony . .	25	22.7	15
Tin	25	22.1	20
Copper	—	—	—

German type-metal contains about 15 per cent of copper.

Britannia-metal and *Pewter*. This silver-white metal is used for the preparation of spoons, cups, and other articles, and consists mainly of tin and antimony, but it also contains other metals, as is shown by the following analysis:

¹ Varrentrapp, *Dingl. Polyt. Journ.* 1865

	Britannia Metal.		Plate Pewter.	Ashbury Metal.	Metal Argentin.
Tin	85·7	81·9	89·3	77·8	85·5
Antimony	10·4	16·2	7·1	19·4	14·5
Copper	1·0	—	1·8	—	—
Zinc	2·9	1·9	—	2·8	—
Bismuth	—	—	1·8	—	—

White- or anti-friction metal is chiefly used for lining the brasses of various parts of locomotive engines, and for the solid pushes for the coupling-rods. Several alloys are used for this purpose, as is seen by the following analyses :

	I.	II.	III
Copper	5·3	1·5	5·6
Antimony	10·5	13·0	11·1
Tin	84·2	45·5	83·3
Lead	—	40·0	—
	100·0	100·0	100·0

No. I. is a metal used at the Crewe works ; No. II. is one known as Babbitt's metal ; and No. III. one used by the German locomotive makers.

The alloy employed for the manufacture of ships' nails consists of 3 parts of tin, 2 of lead, and 1 of antimony.

Brass articles can be covered with a fine lustrous coating of antimony by dipping them into a hot solution of 1 part of tartar emetic, 1 of tartaric acid, and 3 of water, to which 3 or 4 parts of hydrochloric acid and as much powdered antimony have been added.

Antimony forms a beautiful purple alloy with copper which has the composition Cu_2Sb , and is known as *Regulus of Venus*.

COMPOUNDS OF ANTIMONY.

ANTIMONY AND HYDROGEN.

445 *Antimony Hydride*, or *Stibine*, SbH_3 .—This substance was first prepared in 1837 by Lewis Thompson,¹ and also,

¹ *Phil. Mag.* 1837 [3], 10, 353.

independently, by Pfaff¹ and other chemists. It is nascent hydrogen is brought into contact with a mony compound, or when an alloy of potassium or antimony is decomposed by water, or an alloy of antimony by dilute hydrochloric or sulphuric acid is formed when antimony oxide is added to an acid solution is evolving hydrogen. All these methods, however, give a gas which is largely mixed with free hydrogen,² and the preparation of pure stibine is a matter of some difficulty. A liquefied gas was first obtained by Olszewski³ in 1886, and a pure gas itself by Stock and Doht⁴ in 1901. A gas containing as much as 14 per cent. of stibine is first prepared by bringing a powdered alloy of 1 part of antimony and 10 parts of magnesium, prepared by heating the constituents in an atmosphere of hydrogen, into hydrochloric acid of sp. gr. 1.06 at 0°, which has been previously boiled. The gas is washed through water, dried over calcium chloride, phosphoric oxide, and cooled by liquid air, it yields a mass of solid stibine, and this on evaporation yields pure stibine, free from admixed hydrogen. The gas can be collected over mercury, and when dry can be kept for some hours without undergoing decomposition. It is a colourless gas with a characteristic odour, faintly resembling that of sulphuretted hydrogen, and is very easily condensed to a colourless liquid, which boils at -100° and solidifies to a white mass, melting at -88°. The density of the gas is 4.36 at 15° and 760 mm., this being about 1.5 times greater than the calculated normal density. The density of the liquid is 2.26 at -25°. Water dissolves about 1 vol. of the gas, and in the absence of impurities the solution remains for some time, whilst in the presence of mere traces of oxygen decomposition sets in rapidly. Alcohol dissolves about 1 vol. of gas and carbon bisulphide 250 vols., but both of these solutions are very unstable. Stibine decomposes slowly at room temperature into antimony and hydrogen, one volume yielding 1.544 vols. of hydrogen. The rate of decomposition has been carefully studied,⁵ and is greatly accelerated by the

¹ *Pogg. Ann.* 1837, **42**, 339. ² See F. Jones, *Journ. Chem. Soc.*

³ *Monatsh.* 1886, **7**, 371; *Ber.* 1901, **34**, 3592.

⁴ *Ber.* 1901, **34**, 2339; 1902, **35**, 2270; Stock and Guttman, *Ber.* 1904, **37**, 885.

⁵ Stock and Guttman, *Ber.* 1904, **37**, 901, 1957; Boder, *Ber.* 1904, **37**, 1361.

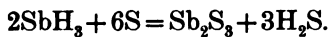
er, of metallic antimony, or of hydrogen chloride. The gas formed from its elements with absorption of 84,500 cal.,¹ and explodes when a spark is passed through it, or when it is strongly heated. Spontaneous explosion also occurs occasionally and may extend to the liquid.

Stibine is very readily decomposed by oxygen and air, with formation of water and metallic antimony, and is also attacked by nitric and nitrous oxides, and explodes when brought into contact with chlorine.

Stibine is easily inflammable, burning with a greyish flame and evolving white fumes of antimony oxide. When the gas is passed through a glass tube heated above 150° metallic antimony is deposited close to the heated spot in the form of a brown mirror, and if this be heated more strongly, small metallic globules are seen by the microscope to have been formed. Concentrated sulphuric acid decomposes the gas. A caustic alkali solution becomes deep brown when the gas is passed through it, and at last a black powder separates out.

The brown solution absorbs oxygen rapidly, and especially if it is shaken with air. The powder thus obtained appears to possess the composition $\text{Sb}(\text{OH})_3$. It rapidly decomposes on heating, becoming richer in antimony. When antimony trioxide is passed through a solution of silver nitrate, black silver antimonide, SbAg_3 , is deposited, mixed with metallic silver arising from the action of free hydrogen upon the silver nitrate.

Sulphur decomposes the gas and becomes itself covered with a film of the orange-red antimony sulphide (F. Jones):



Phosphuretted hydrogen has no action on the pure gas, but it readily decomposes the impure mixture with hydrogen.

ANTIMONY AND OXYGEN.

6 Considerable doubt formerly existed as to the number of oxides formed by antimony. Thénard, in 1800, mentions three; whilst Proust, in 1804, admitted the existence of only two.

The exact number was ascertained by Berzelius in 1812 and is as follows:

Antimony trioxide, Sb_2O_3 .

Antimony tetroxide, Sb_2O_4 .

Antimony pentoxide, Sb_2O_5 .

¹ Berthelot and Petit, *Compt. Rend.* 1889, 108, 546.

All these are acid-forming oxides; the first feebly basic oxide.

Antimony Trioxide, Sb_2O_3 .—This occurs as stibnite with other ores of antimony, having been the oxidation of these. It forms pearly-white crystals which are sometimes coloured yellow or red by iron and other metals, and have a specific gravity of 5.2 to 5.3. Another, though less frequent form of antimony oxide is senarmontite, which usually occurs together with stibnite ores, and crystallises in regular octahedra, having a specific gravity of 5.2 to 5.3. From this it appears that the oxide is isodimorphous with arsenious oxide (page 948). Crystalline forms can be artificially prepared. When a metal or sulphide is heated in an inclined crucible, the oxide is formed at a red-heat, and this when moist is deposited on the upper part of the crucible in the form of shining needles, sometimes mixed with octahedra, called *flores antimonii*, or flowers of antimony. This is also observed when the rhombic oxide is sublimed. The octahedra, when quickly heated, are converted into prisms and crystals.¹ Both forms are also obtained by cooling a saturated solution of the oxide or chloride in water (Mitscherlich). Antimony trioxide is prepared by the acid solution of the oxide with water, and the addition of salts which are thrown down, first with hot water, then with sodium carbonate solution, again with water, and finally converting the residue into oxide by ignition. When prepared in this way, the oxide is a pale buff-coloured crystalline powder. It can also be obtained, but not perfectly pure, by heating the metal with very dilute nitric acid. It is soluble in water, and becomes yellow when ignited, but returns to its buff tint again on cooling.

At a dark red-heat it melts, and the mass obtained is crystalline. It volatilises at 1560° , yielding a sublimate of a specific gravity of 19.9, corresponding to the formula Sb_4O_6 .² It is insoluble in dilute sulphuric acid, but is easily soluble in hydrochloric and nitric acids and the caustic alkalis. The solution of antimony trioxide with cream of tartar yields *potassium antimonyl tartarate emetic*, $\text{C}_4\text{H}_4\text{KSbO}_7$. Heated in the air it absorbs

¹ Terreil, *Compt. Rend.* 1866, 62, 302

² V. and C. Meyer, *Ber.* 1879, 12, 128

oxide¹ being formed at all temperatures between 390–775°; at very high temperatures, however, the latter decomposes and the trioxide is again formed.² The trioxide is readily reduced when it is heated in hydrogen. According to Bunsen the presence of higher oxides can be easily detected by the addition of potassium iodide to the hydrochloric acid solution, when the iodine is set free, as may be readily ascertained by shaking the liquid with a few drops of carbon bisulphide.

The trioxide in solution is readily converted into antimonic acid by means of oxidising agents such as iodine, chlorine, or potassium dichromate, but the change cannot be completely effected by bromine water, nitric acid or potassium chlorate and hydrochloric acid.³ It reduces the salts of many of the metals.⁴ The mineral valentinite was probably known to the ancients. Pliny states that two kinds of stibium exist: "*Duo ejus genera sunt, masculinum et feminum. Horridior est mas scabriorque et minus ponderosus, masculinum radians et arsenosior; femina contra nitet, friabilis, et in aqua frigida, non globis, dehiscens.*" Perhaps, however, under the name of the male variety he may have understood the preparation obtained by roasting the sulphide, for this process is mentioned by Dioscorides, and Glauber also refers to it. The operation is fully described by "Basil Valentine." He says that by roasting the fire carefully "from the common regulus of the spießglas magnificently fine *flores* may be prepared both yellow, and white." Valentine certainly knew that the mineral which we now call valentinite is an ore of antimony, for he distinguishes between the black- and the golden-spiessglas. The oxide obtained by roasting the metal reduced by iron is formerly called *nixferrum*, as it was believed that iron was necessary for its formation.

Antimony trioxide acts as a weak acid-forming oxide and also as a weak basic oxide. The salts formed by the action of strong acids are decomposed by water with formation of basic salts, which in contact with water are gradually converted into antimonous acid.

Antimonious Acid.—Two hydrates of antimony trioxide have been described, which may be considered as the ortho- and

1. Pennington and Walker, *Journ. Chem. Soc.* 1887, 86.

2. Pennington, *Journ. Chem. Soc.* 1894, 314; Baubigny, *Compt. Rend.* 1897, 124, 125.

3. Pennington, *Journ. Chem. Soc.* 1895, 515.

4. Pennington, *Zeit. anorg. Chem.* 1899, 20, 235.

pyro-acids, although it is not certain that they are definite compounds, since the amount of water contained in them varies gradually with the temperature at which they are dried. The hydrate corresponding to the meta-acid, HSbO_2 , has not been obtained. The ortho-acid, H_3SbO_3 , is obtained by adding nitric acid to antimonyl tartaric acid or tartar emetic and drying the precipitate at 100° . The pyro-acid, $\text{H}_4\text{Sb}_2\text{O}_5$, is formed by adding copper sulphate to a solution of antimony sulphide in caustic potash until no further orange-coloured precipitate is thrown down, but a white precipitate is formed. After filtration the liquid, on addition of acetic acid, yields a precipitate having the above composition.¹

Only sodium and potassium salts have as yet been obtained in the crystalline condition, and these appear to be salts of the (unknown) meta-acid HSbO_2 .

Sodium Antimonite, $\text{NaSbO}_2 \cdot 3\text{H}_2\text{O}$, separates out from a hot solution of the oxide in caustic soda in glistening octahedra, which are sparingly soluble in water.

Hydrogen Sodium Antimonite, $\text{NaSbO}_2 \cdot 2\text{HSbO}_2$, is obtained from very concentrated solutions in large crystals almost insoluble in water, which, like those of the former compound, appear to belong to the monoclinic system.²

Potassium Triantimonite, $\text{K}_2\text{O} \cdot 3\text{Sb}_2\text{O}_3$, is formed in crystals when the trioxide is boiled with caustic potash.³

Antimony Tetroxide or *Antimonious-Antimonic Oxide*, Sb_2O_4 .—This oxide is a white powder formed when either of the two other oxides is strongly heated in the air. When heated it becomes temporarily yellow, and dissolves only with difficulty in acids. Antimony-ash, obtained by roasting the sulphide in the air, is an impure tetroxide, and was formerly employed for the preparation of the antimony compounds. Impure tetroxide also occurs as the mineral cervantite, found together with other antimony ores in Tuscany. Antimony tetroxide forms salts with basic oxides which have been termed *hypoantimonates*.

Potassium Hypoantimonate, $\text{K}_2\text{Sb}_2\text{O}_5$, is obtained by fusing together the tetroxide and potash, and lixiviating with cold water. It is a white mass which is soluble in hot water; on addition of hydrochloric acid to this solution the salt $\text{K}_2\text{Sb}_4\text{O}_9$ separates out.

¹ Schaffner, *Annalen*, 1844, 51, 182.

² Terreil, *Ann. Chim. Phys.* 1866 [4], 7, 380.

³ Cormimbœuf, *Compt. Rend.* 1892, 115, 1305.

Other insoluble hypoantimonates can be obtained by double decomposition with the corresponding salts. Some of these occur as minerals. Thus romeite, CaSb_2O_5 , crystallises in tetragonal pyramids, and is found at St. Marcel, in Piedmont; and ammiolite which occurs as a powder coloured red by the presence of cinnabar, found in Chili, is probably a copper hypoantimonate, CuSb_2O_5 .

ANTIMONY PENTOXIDE AND THE ANTIMONIC ACIDS.

447 *Antimony Pentoxide*, Sb_2O_5 , is obtained by rapidly evaporating the powdered metal or its lower oxides with nitric acid, and gently heating the residue. This product usually contains a small amount of the lower oxides, but the pure oxide may be prepared by gently heating the precipitate produced by adding dilute nitric acid to a solution of potassium antimonate. It is a light yellow powder, having a specific gravity of 5.6, practically insoluble in water, and turning blue litmus-paper red. Nitric acid does not dissolve it, whilst concentrated hydrochloric acid only attacks it slowly, but at last dissolves it completely; it volatilises completely when heated with sal-ammoniac. It is reduced to the trioxide when it is heated with hydriodic acid or treated with stannous chloride solution. Antimony pentoxide acts as a stronger acid-forming oxide than the trioxide, and at the same time as a weaker base, the only stable salts being the sulphide, fluoride and chloride, all of which have the typical formula SbR'_5 .

Antimonic Acid.—Antimony pentoxide is said to form several distinct hydrates, which correspond in composition to the hydrates of phosphorus pentoxide, and are known by similar names. A certain amount of confusion exists in the nomenclature of these acids since Berzelius gave the name of antimonic acid to the hydrate, HSbO_3 , the true metantimonic acid, whereas the true pyroantimonic acid, $\text{H}_4\text{Sb}_2\text{O}_7$, was termed metantimonic acid by Frémy, and the same system extended to the salts.

The hydrated pentoxide which is formed by the action of cold water on the pentachloride and by oxidising antimony trichloride with nitric acid, and precipitating by water, is moderately soluble in water. According to Delacroix,¹ this

¹ *J. Pharm.* 1897 [6], 6, 337; *Bull. Soc. Chim.* 1899, [3], 21, 1049; 1900 [3], 25, 288.

solution contains pyroantimonic or tetra-antimonate, is converted by boiling into the ortho- or triantimonate, and yields salts of the types $M_2O, 4Sb_2O_5$ and M_2O, Sb_2O_5 . Senderens¹ describes the preparation of metallic antimony from the same solution.

The composition of all the acids which have been prepared in the solid state depends on the temperature at which they have been dried, and it is very doubtful whether they form definite hydrates.

The *ortho-acid*, H_3SbO_4 , is formed when potassium antimonate is decomposed by dilute nitric acid and the precipitate is dried at 100° . The *meta-acid*, $HSbO_3$, is formed when potassium antimonate is dried to 175° . These substances are white powders which are soluble in aqueous potash, slightly soluble in water, and are converted into the pentoxide when heated. The meta-acid is known under the name of *materia perlata*, and was formerly used as a medicine.

The *pyro-acid*, $H_4Sb_2O_7$ (Frémy's metantimonic acid) is formed by the decomposition of the pentachloride of antimony. The air-dried precipitate² possesses the formula $H_4Sb_2O_7 \cdot 2H_2O$ and has the same composition as volgerite, which occurs in the province of Constantine, in Algeria. It is dried at 100° it becomes anhydrous, and it dissolves more readily in water than antimonic acid, and is also soluble in ammonia. When heated to 200° , or when kept for a long time, it is converted into metantimonic acid.

The Antimonates.—Since the time of Berzelius, the antimonates have been chiefly investigated by Frémy,³ Beilstein and Bläse,⁵ Knorre and Olschewsky,⁶ and Senderens.

Considerable doubt still exists as to the constitution of the compounds, since most of them contain water, and it is not clear whether this belongs to the constitution of the compound or to the crystallisation.

Potassium Antimonate, $KSbO_3$, is obtained by heating one part of metallic antimony with four parts of potassium carbonate, and lixiviating with warm water. A white powder is

¹ *Bull. Soc. Chim.* 1899 [3], 21, 47.

² Daubrawa, *Annalen*, 1877, 186, 110.

³ *Ann. Chim. Phys.* 1844, [3], 12, 499; 1848, [3], 12, 499.

⁴ *Pogg. Ann.* 1852, 86, 418.

⁵ *Journ. Chem. Soc. Abstr.* 1889, 1123.

⁶ *Ber.* 1887, 20, 3043.

⁷ *Ber.* 1889, 17, 1123.

which when boiled for some time with water dissolves to a considerable extent. On concentrating the solution to a certain point, a crystalline mass separates, but if the liquid be further evaporated, a gum-like mass, $2\text{KSbO}_3, n\text{H}_2\text{O}$, is obtained which dissolves readily in warm water. When dried at 100° this salt contains $3\text{H}_2\text{O}$, and at 185° still contains $2\text{H}_2\text{O}$. When a current of carbonic acid gas is passed through a solution of the normal salt, a sparingly soluble acid salt is precipitated which has the formula $2\text{K}_2\text{O}, 3\text{Sb}_2\text{O}_5, 7\text{H}_2\text{O}$ at 100° , and still contains $2\text{H}_2\text{O}$ at 350° . This salt was probably known to the iatro-chemists, and was much employed by quack doctors and known as *antimonium diaphoreticum ablutum*. The substance obtained by deflagrating the sulphide with saltpetre was employed at the end of the seventeenth century under the name *antimonium diaphoreticum non ablutum*, and Libavius and others treated this residue with acids in order to obtain their diaphoreticum, which, therefore, consisted chiefly of antimonious acid.

Normal Potassium Pyroantimonate, $\text{K}_4\text{Sb}_2\text{O}_7$, was described by Frémy (under the name of metantimonate), but the substance obtained by him was probably a mixture of caustic potash and potassium antimonate. A sparingly soluble acid salt, $\text{K}_2\text{H}_2\text{Sb}_2\text{O}_7, 7\text{H}_2\text{O}$, can however be prepared by oxidising an alkaline solution of potassium antimonite with potassium permanganate and evaporating the filtrate (Knorre and Olschewsky).¹

Sodium Antimonate, $2\text{NaSbO}_5, 7\text{H}_2\text{O}$, is obtained when the metal or sulphide is deflagrated with Chili saltpetre and the mass washed out with water. At 200° it loses two molecules of water, but it does not become anhydrous until it attains a red-heat.

A salt which is probably identical with this is formed as a voluminous white precipitate when sodium chloride is added to a solution of the gummy potassium antimonate. This changes on standing into the crystalline *acid sodium pyroantimonate*, $\text{H}_2\text{Na}_2\text{Sb}_2\text{O}_7, 6\text{H}_2\text{O}$. This salt is only soluble in 350 parts of cold water and is the least soluble of the inorganic salts of sodium. A solution of potassium antimonate can therefore be used as a reagent for the detection of sodium. Even when a solution contains only 0.1 per cent. of sodium salt a crystalline powder separates out after standing for twelve hours. Addition of alcohol facilitates the precipitation; free alkalis, on the other hand, retard its formation. The salts of lithium, ammonium, and the metals of

¹ Ber. 1885, 18, 2353.

the alkaline earths, give precipitates with potassium metantimonate, and hence these substances must be removed from solution before the above test for sodium can be applied.

Ammonium Antimonate, NH_4SbO_3 , is formed by dissolving the acid in warm ammonia. It separates out on cooling as a crystalline powder, which is insoluble in water, and readily gives off ammonia. This is the only ammonium antimonate which is known.¹

Many other salts have been prepared by the action of alkalis and metallic acetates on a solution of hydrated antimonous oxide in water (Delacroix, Senderens).

The antimonates of metals of the other groups are either sparingly soluble or insoluble in water. They may be obtained by double decomposition as crystalline precipitates, which are decomposed by weak acids with formation of acid salts, whilst stronger acids, on the other hand, liberate antimonous acid. Almost all the antimonates dissolve in strong hydrochloric acid.

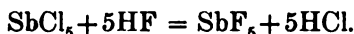
Normal Lead Antimonate, $\text{Pb}(\text{SbO}_3)_2$, is a white curdy precipitate, insoluble in water. The *basic salt*, $\text{Pb}_3(\text{SbO}_3)_2(\text{OH})_4 \cdot 2\text{H}_2\text{O}$, occurs as bleinierite, at Nertschinsk, in Siberia, and Endellion, in Cornwall, in reniform or spheroidal masses, which possess a resinous appearance and a white, grey, brown, or yellowish colour. Another basic salt, which is used in oil painting under the name of Naples yellow, is obtained by heating a mixture of one part of tartar emetic, two parts of lead nitrate, and four parts of common salt, for two hours to the fusing-point of sodium chloride, and then lixiviating with water.

ANTIMONY AND THE HALOGENS.

448 *Antimony Trifluoride*, SbF_3 , is obtained as a dense snow-white mass, by distilling antimony with mercury fluoride. If a solution of the oxide in an excess of hydrofluoric acid be evaporated, the fluoride is also obtained in rhombic pyramids. It is deliquescent, and is not decomposed by water; but if the solution be evaporated without an excess of hydrofluoric acid a basic fluoride is formed. Antimony trifluoride forms crystalline double salts with the fluorides of the alkali-metals containing one molecule of the trifluoride to one, two, or three molecules of the alkali fluoride. The potassium salt is used in calico printing.

¹ Raschig, *Ber.* 1885, 18, 2743.

Antimony Pentafluoride, SbF_5 , is obtained by boiling antimony pentachloride with anhydrous hydrofluoric acid in a platinum retort provided with a reflux condenser of platinum for three days and fractionally distilling the residue:¹



It is a thick, colourless liquid, which has the specific gravity 2.993 at 22.7°, boils at 155° and solidifies when cooled. It attacks the skin, and dissolves paraffin but has no action on dry glass. Exposed to air it unites with water, forming a hydrate with $2\text{H}_2\text{O}$. It combines with antimony trifluoride, with evolution of heat and contraction, forming a series of additive compounds, varying in composition from $\text{SbF}_5 \cdot 2\text{SbF}_3$, to $\text{SbF}_5 \cdot 5\text{SbF}_3$. The pentafluoride forms difficultly crystallisable double salts with the fluorides of the alkali-metals.²

Antimony Trichloride, SbCl_3 .—"Basil Valentine" says, "Take of fine white, well-sublimed corrosive sublimate, and of good spiessglas the same quantity. Rub these up together and distil them. The oil which comes over is at first white, and congeals like ice or clots of butter." This preparation was termed *butyrum antimonii*, and was supposed to contain quick-silver until Glauber, in 1648, showed that this was not the case, inasmuch as it could be prepared by distilling spiessglas with oil of vitriol and common salt or hydrochloric acid. Several other methods of preparation may be mentioned, as, for example, by heating sulphate of antimony with sodium chloride, as well as by heating an excess of metallic antimony, or its sulphide, in a current of dry chlorine.

Antimony trichloride is a crystalline mass, melting at 73.2° and boiling at 223.5° (Kopp).³ Its colourless vapour has the normal specific gravity of 7.8 and the salt dissolved in ether has the normal molecular weight.⁴ Its latent heat of fusion is 13.37 cal. On exposure to moist air the solid deliquesces to a clear liquid, and this, on evaporation over sulphuric acid, yields crystals of the anhydrous chloride. A solution of the chloride is best obtained by boiling the sulphide with strong hydrochloric acid. When this is distilled in a retort, water comes over first, next the excess of hydrochloric acid, and lastly

¹ Ruff and Plato, *Ber.* 1904, 37, 673.

² Marignac, *Annalen*, 1868, 145, 239.

³ See also Beckmann, *Zeit. anorg. Chem.* 1906, 51, 96.

⁴ Lespieau, *Compt. Rend.* 1897, 125, 1094.

the anhydrous chloride. The concentrated solution, which has a specific gravity of 1.35, is known as *liquid butter of antimony*, and is employed for giving a brown surface to iron and steel wares, such, for instance, as gun-barrels (brown Bess); it is also sometimes used for pharmaceutical purposes. The anhydrous chloride yields with dry ammonia the brittle white compound $\text{SbCl}_3 \cdot \text{NH}_3$, which, on heating, gives off ammonia. It combines with hydrochloric acid to form the crystalline compound $2\text{SbCl}_3 \cdot \text{HCl} \cdot 2\text{H}_2\text{O}$ and also forms soluble crystalline double salts with a variety of metallic chlorides.¹

Powder of Algaroth.—If the acid solution of the chloride be diluted with water a white precipitate of the basic chloride is thrown down. This precipitate was known to Paracelsus, who employed it as a medicine, and states in his *Archidoxa* that in order to prepare it, corrosive sublimate is to be distilled with antimony, and the product coagulated with water, when the *mercurius vitæ* is obtained. Towards the end of the sixteenth century it was much employed, especially by the Veronese physician, Algarotus, and was termed by him *pulvis angelicus*, although it has been generally known as *powder of Algaroth*. The presence of tartaric or free hydrochloric acid prevents the precipitation of this substance. Its composition varies according to the method of its preparation. If ten parts of solid trichloride are mixed with seventeen parts of water, and allowed to stand until the precipitate has become crystalline, the compound SbOCl is deposited in small rhombohedra. These may be washed with ether in order to remove the excess of the chloride. The same compound is obtained by heating equal molecules of the trichloride and absolute alcohol in sealed tubes to 140° . If one part of the trichloride be mixed with three parts of water, and the precipitate filtered off quickly and mixed with ether, the same body is obtained in the form of an amorphous powder. When this substance is heated the trichloride is given off, and the oxychloride, $\text{Sb}_4\text{O}_5\text{Cl}_2$, remains behind. The last-named compound is formed, as an amorphous precipitate when the chloride is mixed with from five to fifty parts of water; on standing, it gradually becomes crystalline, forming silky prisms. If three times its bulk of hot water be added to the trichloride, and the liquid allowed to stand at 60° for some hours, crystals are obtained resembling soda crystals, which also possess the composition $\text{Sb}_4\text{O}_5\text{Cl}_2$.² When larger quantities of water are

¹ See Ephraim. *Ber.* 1903, **36**, 1815. ² Sabanajew, *Zeitsch. Chem.* 1871, 204.

employed still more basic chlorides are formed, and if these are boiled repeatedly with water, they are converted into the trioxide, this reaction taking place more quickly in the presence of sodium carbonate. If antimony oxide be dissolved in boiling antimony trichloride, a pearl-grey crystalline mass is obtained on cooling, having the composition $\text{SbOCl}_2 \cdot 7\text{SbCl}_3$, and this compound yields the substance $2\text{SbOCl}_2 \cdot \text{Sb}_2\text{O}_3$ on treatment with absolute alcohol.

Antimony Pentachloride, SbCl_5 , was discovered by H. Rose in 1835, and is prepared by the direct union of antimony and chlorine, which takes place with evolution of light and heat. It is also readily formed by saturating the fused trichloride with chlorine gas. Antimony pentachloride is a yellow, fuming, disagreeably-smelling liquid, which solidifies in a freezing mixture forming crystals melting at -6° . It is readily volatile, partially decomposing on distillation into chlorine and trichloride, but under a pressure of 22 mm. it boils without decomposition at 79° , whilst under the same conditions the trichloride boils at 113.5° .¹ The vapour density² under a pressure of 58 mm. at 218° is 10, the calculated number being 10.3. When brought in contact with the requisite quantity of ice-cold water it forms the monohydrate,³ $\text{SbCl}_5 \cdot \text{H}_2\text{O}$, crystallising from chloroform in thin deliquescent scales melting at 90° . If more water be added⁴ a clear liquid is obtained, and this, on standing over sulphuric acid, deposits crystals of $\text{SbCl}_5 \cdot 4\text{H}_2\text{O}$, which are insoluble in chloroform (Anschütz and Evans). Hot water produces antimonic acid. As it easily loses chlorine, antimony pentachloride is employed in organic chemistry in the chlorination of many bodies, since by its successive formation and decomposition it acts as a chlorine carrier. With hydrocyanic acid it forms the white crystalline compound $\text{SbCl}_5 \cdot 3\text{HCN}$, which volatilises under 100° with partial decomposition. It also forms solid compounds with various chlorides, oxides, etc., such as $\text{SbCl}_5 \cdot \text{SCl}_4$; $\text{SbCl}_5 \cdot \text{PCl}_5$; $\text{SbCl}_5 \cdot \text{POCl}_3$; $2\text{SbCl}_5 \cdot 5\text{NOCl}$; $2\text{SbCl}_5 \cdot \text{NO}$; $3\text{SbCl}_5 \cdot 2\text{NO}_2$; $\text{SbCl}_5 \cdot \text{N}_4\text{S}_4$.

Antimony pentachloride forms a very large number of double salts, many of which are derived from the complex *metachloro-antimonic acid*, HSbCl_6 , which is obtained in greenish-yellow

¹ Anschütz and Evans, *Ber.* 1886, 19, 1994.

² Anschütz and Evans, *Annalen*, 1889, 253, 95.

³ Anschütz and Evans, *Annalen*, 1887, 239, 239.

⁴ Weber, *Annalen*, 1863, 125, 86.

prisms containing $4\frac{1}{2}\text{H}_2\text{O}$ by the action of chlorine and hydrogen chloride on a solution of antimony trichloride.¹

When three molecules of antimony pentachloride are heated with one molecule of pentoxide to 140° two oxychlorides are obtained, viz., $\text{Sb}_3\text{OCl}_{13}$ and $\text{Sb}_3\text{O}_4\text{Cl}_7$, which as they melt at different temperatures can be separated one from the other. The first is a white crystalline extremely deliquescent mass, which melts at 85° , whilst the other forms yellowish crystals, which melt at 97.5° .

Antimony Tetrachloride, SbCl_4 , is not known in the free state, but it is probably present in the dark brown solution formed by the action of chlorine on an excess of antimony trichloride. A number of salts have been prepared of the type $\text{M}'_2\text{SbCl}_6$ which appear to be derived from the tetrachloride and are characterised by their dark colour. They are isomorphous with the corresponding salts of the tetrachlorides of lead, tin, and platinum.² The *rubidium salt*, Rb_2SbCl_6 , is obtained by adding rubidium chloride to a mixture of equal molecular proportions of the tri- and penta-chlorides of antimony in presence of hydrochloric acid. It crystallises in lustrous dark violet microscopic octahedra and is decomposed by water. Analogous bromine compounds appear also to exist.

Antimony Tribromide, SbBr_3 .—Powdered antimony combines directly with bromine with evolution of light and heat. The tribromide sublimes in colourless deliquescent needles, which melt at 95° and boil at 275° ; water decomposes it with formation of a basic bromide. Another method of preparation consists in heating an excess of powdered antimony with a solution of bromine in carbon bisulphide; the tribromide thus obtained on evaporation crystallises in octahedra.

A pentabromide does not appear to exist.

Antimony Tri-iodide, SbI_3 .—These elements combine together directly with evolution of so much heat that if large quantities are employed explosions may ensue. The tri-iodide is thus obtained as a brownish-red crystalline mass, yielding a cinnabar-red powder, and crystallising in six-sided tablets from solution in hot carbon bisulphide. It melts at 171° to a garnet-red liquid and forms a violet-red vapour, which at a higher

¹ Weinland and Schmid, *Zeit. anorg. Chem.* 1905, **44**, 37. See also *Ber.* 1901, **34**, 2633; 1903, **36**, 244.

² Setterberg, *Ofver. K. Vetensk. akad. För.* 1882, 23; Weinland and Feige, *Ber.* 1903, **36**, 259; Weinland and Schmid, *Ber.* 1905, **38**, 1080.

temperature becomes scarlet. It sublimes at a temperature not far above its melting point, boils between 414–427° (Pennington and Williams), and is decomposed by water, with the formation of a yellow oxyiodide, which forms crystalline double salts with the various iodides.

Both the bromide and iodide form numerous double salts.

Antimony Pentiodide, SbI_5 , is said to be formed as a very insoluble brown crystalline mass when the two elements are mixed together and the excess of iodine removed by heating at 100°,¹ but its existence is doubtful.²

ANTIMONY AND THE SULPHUR GROUP.

19 Only two well-defined sulphides of antimony, the trisulphide, Sb_2S_3 , and the pentasulphide, Sb_2S_5 , are known. A tetrasulphide, Sb_2S_4 , has been described, but its existence is doubtful.³

Antimony Trisulphide, Sb_2S_3 , occurs crystallised as stibnite in the older stratified rocks. This is the most important ore of antimony, and it is found in considerable quantity, occurring in Cornwall, Hungary, Transylvania, in the Banat, in the Harz, in Westphalia, in the Black Forest, in Bohemia, in the Auvergne, in Estramadura, Algiers, Corsica, Siberia, Nevada, New Brunswick, in Japan, where it is found in magnificently large perfect crystals, and in Borneo in large quantities. It crystallises in prisms, but is usually found in columnar or tabular masses, which soil the fingers like graphite. It is easily pulverisable, and readily fusible, and has a specific gravity of 4.62. The crude sulphide occurring in commerce is obtained by melting the ore in the manner already described, and is sold in rounded masses having the form of a vessel in which the molten sulphide solidifies. It has a metallic lustre, steel-grey streak, and crystalline fracture. In early times this substance has been used in the East under the name of Kohl. The alchemists occupied themselves much with the properties of this body, as it was used in the purification of gold, and was termed *judex ultimus* or *opus metallorum*. Antimony trisulphide also exists in the

¹ Pendleton, *Chem. News*, 1883, 48, 97.

² MacIvor, *Chem. News*, 1902, 86, 223.

³ See Besěk, *Journ. Chem. Soc.* 1895, 515.

amorphous state, and in this form was known to "Basil Valentine." He states that crude spießglas may be sublimed with formation of a red body when it is mixed with *sal ammoniacum*. In this way antimony chloride and ammonium sulphide are formed, which again react on cooling, producing the original compounds, the antimony sulphide separating out as a red powder. Glauber, and also Lemery, speak of the solution and the subsequent precipitation of the spießglas with caustic alkalis; but it was not until 1714 that attention was directed to the red sulphide of antimony. In the above year a Carthusian monk whose life had been despaired of by the Paris faculty was saved by a monk of the name of Simon administering to him a medicine which was first prepared by a German apothecary, a disciple of Glauber, and which was bought by the Parisian apothecary de la Ligérie. This was soon known as the "poudre des chartreux" or Carthusian powder. Simon, however, gave to it the name of *Alkermes mineral*, and such was the reputation which this medicine enjoyed that the French Government bought the receipt for its preparation in 1720 from de la Ligérie. The process consisted in boiling the spießglas with potashes and allowing the clear solution to cool, when the kermes was deposited as a red powder. In 1728 Stabel found that when caustic potash was employed, a red powder was also obtained, which Mender in 1738 showed to be the pure kermes, and C. J. Geoffroy in 1735 proved that the same preparation was obtained when spießglas was fused with carbonates of the alkali-metals, and the liver of antimony thus obtained boiled with water. This body was believed to be a compound of antimony, sulphur, and alkali, though chemists such as Baumé denied that it contained any alkali, and assumed that in spießglas regulus of antimony was combined with sulphur, whilst in mineral kermes calx of antimony was combined with sulphur. Many other views were held concerning the composition of this compound until Rose in 1825, and Fuchs in 1833, showed that mineral kermes is nothing more than amorphous antimony sulphide.

Various methods may be employed for the preparation of mineral kermes, which for fifty years was highly prized as a medicine, and even now is sometimes employed. All these processes yield a preparation containing, as impurity, varying quantities of antimony oxide, both free and combined with the alkalis, and moreover on exposure to air oxidation occurs with

formation of the oxide and free sulphur.¹ Hence the preparation of the kermes should be carried on exactly according to the prescription of the pharmacopœia.

In order to prepare the amorphous sulphide free from oxide, the crystalline compound is boiled with caustic potash in absence of air, the liquid filtered and the hot diluted solution precipitated with sulphuric acid. The precipitate is then washed with very dilute acid, and afterwards with cold water; and to remove any oxide which may be present it is heated with a solution of tartaric acid. Thus obtained the precipitate becomes anhydrous when dried at 100° and forms a reddish-brown light powder which readily soils the fingers. This is more soluble in hydrochloric acid, in the fixed alkalis and their carbonates than the crystalline compound into which it is converted on fusion. It may also be obtained by pouring fused stibnite into an excess of cold water. It then forms an amorphous lead-grey mass which appears of a hyacinth-red colour when seen in thin films, has a specific gravity of 4.15, and when triturated is converted into a dark reddish-brown powder.

If sulphuretted hydrogen be passed into an acid solution of the trichloride or into an acidified solution of tartar-emetic, an orange-red precipitate of amorphous hydrated sulphide is obtained, which after drying at 100–130° becomes black at 200°. The precipitated sulphide also becomes black when it is boiled with two parts of hydrochloric acid and one of water in a current of carbonic acid gas.²

When the sulphide is heated at 850° in nitrogen, and the vapours rapidly condensed, black needles are formed accompanied by lilac-coloured spherical globules which appear to constitute a polymorphic variety of the sulphide.³ This form has the specific gravity 4.278 at 0°, and passes at 220° into the black crystalline form, which has the specific gravity 4.652 and melts⁴ at 540°.

When a dilute solution of tartar-emetic is added to sulphuretted hydrogen water a colloidal solution of antimony sulphide is produced which is orange-red by transmitted light, and can be boiled without undergoing change. Calcium chloride and many other electrolytes cause an immediate precipitation of the

¹ Pollacci, *Boll. Chim. Farm.* 1906, **45**, 401.

² Mitchell, *Chem. News*, 1893, **67**, 291.

³ Guinchant and Chrétien, *Compt. Rend.* 1904, **138**, 1269; **139**, 51.

⁴ See also Pélabon, *Compt. Rend.* 1904, **138**, 277.

sulphide.¹ On heating in a current of hydrogen the trisulphide is reduced to metal, but it may be sublimed without decomposition in an atmosphere of nitrogen. The equilibrium between the sulphide and hydrogen at various temperatures has been examined by Pélabon.² Crystalline antimony sulphide is used not only for the preparation of the other antimony compounds, but also in pyrotechny, and for the preparation, especially in Sweden, of the heads of lucifer matches, as well as for the composition used for firing breechloading firearms. The amorphous sulphide is largely used as a means for vulcanising caoutchouc, to which it also imparts a reddish-brown colour.

The compound known as *antimony cinnabar*, which is obtained by warming a solution of the trichloride with sodium thiosulphate, is the trisulphide. This substance is used in oil painting as well as in water-colour painting and as a distemper.

The *Thioantimonites* or *Livers of Antimony* are formed by the combination of the trisulphide with metallic sulphides.³ Those of the alkali metals are prepared by fusing the constituents together. They are brown or black, and when they contain a large quantity of metallic sulphide they are easily soluble in water, but when the quantity of antimony increases, these livers of antimony become more sparingly soluble, and at last insoluble in water. The same compounds are formed when the trisulphide is dissolved in an aqueous solution of a sulphide, or, mixed with antimonite, when the trisulphide is fused with an alkali or alkali carbonate or treated with the solution of an alkali:



Acids precipitate the amorphous trisulphide from these solutions, which also absorb oxygen rapidly from the air. Many of the thioantimonites occur as minerals, and the composition of some of these has been already given.⁴ The alkali salts⁵ belong to the types MSbS_2 , M_3SbS_3 , $\text{M}_2\text{Sb}_4\text{S}_7$ and $\text{M}_4\text{Sb}_2\text{S}_5$.

Antimony Pentasulphide, Sb_2S_5 .—This compound does not occur in the native state. "Basil Valentine" mentions that

¹ Picton, *Journ. Chem. Soc.* 1892, 142; Biltz and Geibel, *Nachr. K. Ges. Wiss. Göttingen.* 1906, 141.

² *Compt. Rend.* 1900, 130, 911.

³ See Pouget, *Compt. Rend.* 1897, 124, 1445, 1518.

⁴ See also Sommerlad, *Zeit. anorg. Chem.* 1897, 15, 173; Pouget, *Compt. Rend.* 1897, 124, 1518; 1903, 136, 1450.

⁵ See Pouget, *Compt. Rend.* 1897, 124, 1445; 1898, 126, 1144, 1792. Stanek, *Zeit. anorg. Chem.* 1898, 17, 117.

Spießglas is boiled with strong caustic ley, and acetic acid added to the liquor, a red body is precipitated, and Quercetanus 1603 mentions in his pharmacopœia a preparation from Spießglas and liver of sulphur by means of acids, terming it *aurum antimonii auratum*. In 1654 Glauber mentions in the "pharmacopœia spagyrica" the preparation obtained by precipitating the slag formed in the preparation of regulus of antimony by means of acetic acid, and recommends this product as *panacea antimonialis* or *sulphur purgans universale*. This preparation, which was known as golden sulphuret of antimony, soon became a favourite medicine. It was obtained from the more or less oxidised solution of liver of antimony, containing a thioantimonate. If this be fractionally precipitated by hydrochloric acid a brown kermes is first thrown down and afterwards a golden-coloured sulphide, which has therefore been named *sulphur auratum tertie præcipitationis*. In later times this was boiled with alkali with addition of sulphur and the precipitate precipitated with acid. At the present day pure thioantimonate is first prepared, and for this purpose the well-crystallised sodium salt is employed; this is dissolved in from 10 to 20 parts of water and a cold mixture of 3·3 parts of sulphuric acid and 100 parts of water is gradually added; the precipitate is well washed with distilled water and dried at a moderate temperature in the dark.

The pure pentasulphide is precipitated when an excess of sulphuretted hydrogen water is added to a solution containing antimony in the form of antimonic acid at the ordinary temperature (Bunsen).¹ When sulphuretted hydrogen is passed through the antimony solution a mixture of pentasulphide, trisulphide, and sulphur is formed, the proportion of the pentasulphide diminishing as the rate at which the gas is passed is increased and as the temperature is raised. Hydrochloric acid up to about 20 per cent. favours the production of the pentasulphide, but in larger amount hinders it.²

Antimony pentasulphide is a fine yellowish-red powder easily soluble in aqueous alkalis and their sulphides, and also, in presence of air, in warm ammonia. It likewise dissolves in the carbonates of the alkali metals, but not in ammonium carbonate. When exposed to sunlight, heated in water to 98°, or simply

Annalen, 1878, 192, 305.

Bošák, *Journ. Chem. Soc.* 1895, 515; Brauner, *Journ. Chem. Soc.* 1895,

See also Klenker, *J. pr. Chem.* 1899, [2], 59, 150, 353.

heated in absence of air, it decomposes into the black trisulphide and sulphur, and when boiled with hydrochloric acid, sulphur separates out, sulphuretted hydrogen is evolved, and the trichloride is found in solution.

Sodium Thioantimonate, $\text{Na}_3\text{SbS}_4 \cdot 9\text{H}_2\text{O}$.—This is termed, from the discoverer, *Schlippe's salt*, and is obtained by dissolving the trisulphide, sulphur, and caustic soda or a mixture of soda-ash and lime, in the requisite quantity of water; or by fusing together 16 parts of anhydrous sodium sulphate, 13 parts of stibnite, and 5 parts of carbon, dissolving, and boiling the solution with 2.5 parts of sulphur. It crystallises in large colourless or yellow regular tetrahedra which have an alkaline reaction and a saline cooling metallic taste resembling that of liver of sulphur. It dissolves at 15° in 2.9 parts of water and is precipitated from aqueous solution by alcohol. The hydrated crystals on exposure to moist air soon become covered with a kermes-coloured coating, and when they are heated in absence of air water is given off and the anhydrous salt formed. This fuses at a dark-red heat yielding on solidification a soluble brown mass.

Potassium Thioantimonate, $\text{K}_3\text{SbS}_4 \cdot 9\text{H}_2\text{O}$, is prepared in a similar way to the sodium salt and forms deliquescent crystals.

Ammonium Thioantimonate, $(\text{NH}_4)_3\text{SbS}_4$, is formed when the trisulphide and flowers of sulphur are dissolved in red ammonium sulphide. It crystallises in unstable pale yellow prisms.¹

Barium Thioantimonate, $\text{Ba}_3(\text{SbS}_4)_2 \cdot 6\text{H}_2\text{O}$, is prepared by dissolving the freshly precipitated golden sulphide of antimony in barium monosulphide and precipitating by alcohol. In this way stellate groups of needles are obtained.

The *calcium salt* is prepared in a similar way and is thrown down as an oily liquid on addition of alcohol.

The thioantimonates of the other groups are almost entirely insoluble in water and are obtained by double decomposition between their soluble salts and sodium thioantimonate. They are yellow, red, brown, or black precipitates.

Antimony Oxysulphide, $\text{Sb}_2\text{S}_2\text{O}$, is found, together with stibnite, as kermesite or antimony blende in needle-shaped crystals or thin six-sided prisms which have a cherry-red colour and an almost metallic lustre. The same compound is obtained

¹ Stanek, *Zeit. anorg. Chem.* 1898, 17, 117.

a reddish-brown powder by adding antimony trisulphide fused antimony iodide, and treating the mass with dilute hydrochloric acid, when a dark reddish-brown lustrous powder of antimony thio-iodide, SbSI , remains behind, and this, when treated with water and oxide of zinc, is converted into the sulphide.

Both the following preparations, which were formerly made of, are probably mixtures of the oxide and sulphide, as was shown by Proust in opposition to the view held by Berthollet that they were compounds of the oxide with varying amounts of sulphur.

Glass of Antimony or *Vitrum Antimonii* is obtained by fusing purified stibnite with a small quantity of the sulphide. It is a transparent dark ruby-red mass, formerly largely employed for obtaining the other antimony compounds, but now only used for imparting a yellow tint to glass and porcelain.

Antimonial Saffron or *Crocus Antimonii*.—If stibnite be treated with a quantity of saltpetre insufficient for complete oxidation a brownish-yellow powder is obtained on lixiviation which when heated melts to a yellow glass.

Chlorosulphide of Antimony.—Two compounds of this class, $\text{Sb}_2\text{S}_3\text{Cl}$ and $\text{Sb}_2\text{S}_5\text{Cl}$, have been obtained as reddish-brown crystalline substances by the action of sulphuretted hydrogen on antimony trichloride at its melting point.¹ The compound $\text{SbCl}_3 \cdot 7\text{SbCl}_3$ is obtained by heating the trichloride and sulphide together. Alcohol converts it into $2\text{SbSCl}_3 \cdot 3\text{Sb}_2\text{S}_3$.

Iodosulphide of Antimony.—Compounds of the formulæ Sb_2I and SbS_2I_3 are formed when antimony trisulphide is treated with iodine (Ouvrard).

Antimony Trisulphate, $\text{Sb}_2(\text{SO}_4)_3$, is obtained as a white mass by heating either the metal or the oxide with concentrated sulphuric acid. The composition of the salt depends on the concentration of the acid used, acid or basic salts being obtained when the acid employed is stronger or weaker than that represented by the formula H_2SO_4 .² The normal salt crystallises in a tolerably acid concentrated solution in long glistening needles,³ and is decomposed by water into a soluble acid and an insoluble basic salt. If antimony chloride be heated in fuming sulphuric acid a basic salt, $\text{Sb}_2\text{O}(\text{SO}_4)_2$, is produced

¹ Ouvrard, *Compt. Rend.* 1893, **116**, 1516 ; **117**, 107.

² Adie, *Chem. News*, 1890, **61**, 58.

³ Schultz-Sellack, *Ber.* 1871, **4**, 13.

in small glistening crystals, which in contact with alcohol are transformed into the salt $\text{Sb}_2\text{O}_2\text{SO}_4$, consisting of a white powder, which, when treated with boiling water, yields the salt $\text{Sb}_4\text{O}_5\text{SO}_4$. Several other salts have also been described.

Antimony sulphate yields double salts with the alkali sulphates, such as $\text{KSb}(\text{SO}_4)_2$, which crystallises in nacreous leaflets. These are decomposed by water, yielding antimonious hydr-oxide.¹

450 *Antimony Triselenide*, Sb_2Se_3 , is formed when the two elements are fused together, a metallic lead-grey crystalline mass being produced² which melts at 605° . When selenium hydride is passed into a solution of tartar emetic the same compound is precipitated as a black powder.

Antimony Pentaselenide, Sb_2Se_5 , is precipitated as a brown powder by adding dilute sulphuric acid to a solution of sodium seleno-antimonate.

Sodium Seleno-antimonate, $\text{Na}_3\text{SbSe}_4\cdot 9\text{H}_2\text{O}$, is isomorphous with the corresponding thio-antimonate, and is obtained by fusing together 4 parts of sodium carbonate, 6 parts of antimony triselenide, 3 parts of selenium, and 1 of charcoal. The fused mass is boiled out with water in absence of air and the filtrate covered with a layer of strong alcohol. The salt separates out after some time in orange-red transparent tetrahedra which are soluble in two parts of cold water and become red-coloured on exposure to air, with separation of selenium. When a solution of Schlippe's salt is boiled with selenium, filtered, and the solution concentrated in absence of air, yellow tetrahedra of $\text{Na}_3\text{SbSeS}_3\cdot 9\text{H}_2\text{O}$ are deposited.

Antimony and tellurium³ when fused together yield only one definite compound, *antimony tritelluride*, Sb_2Te_3 .

ANTIMONY AND THE NITROGEN GROUP.

451 No definite nitrate of antimony is known, although the white powder obtained by the action of nitric acid on antimony contains nitrogen and is converted by water into antimony pent-oxide and nitric acid.

¹ Gutmann, *Arch. Pharm.* 1898, **236**, 477; Metzl, *Zeit. anorg. Chem.* 1906, **48**, 140; German Patent 161,776. See also Kühl, *Zeit. anorg. Chem.* 1907, **54**, 256.

² See Pélabon, *Compt. Rend.* 1906, **142**, 207; Chrétien, *Compt. Rend.* 1906, **142**, 1339, 1412.

³ See Fay and Ashley, *Amer. Chem. J.* 1902, **27**, 95.

phosphorus be added to fused antimony a tin-white *phosphorus of antimony* is obtained which when heated in the air burns with a greyish flame.

Antimony Thiophosphate, SbPS_4 or $\text{Sb}_2\text{S}_3 \cdot \text{P}_2\text{S}_5$, is formed when antimony trichloride or trisulphide is heated with phosphorus pentoxide. It is a fusible, insoluble yellow crystalline mass.¹

Antimony combines directly with arsenic. The compound As_2Sb_3 occurs as allemontite in reniform or amorphous masses and has a metallic lustre.

MEDICINAL USES OF ANTIMONY.

As we have seen, various antimony preparations are the most important medicines. Paracelsus was one of the first to employ these for inward use, and his example was followed by the other iatro-chemists, many of whom worked diligently with antimony and its compounds. The disciples of the old Galenic school were violently opposed to the introduction of the antimony compounds into medicine, and they succeeded in convincing the Paris Parliament in 1566 to prohibit the use of antimony and its compounds by all physicians on pain of having their licences withdrawn. In 1603 the medical faculty of Paris took a similar step, and this decree was not withdrawn until the year 1666.

Metallurgical antimony itself was at one time employed for the preparation of goblets in which wine was allowed to stand overnight in order that it might be used as an emetic; but this practice fell into disuse even during Boyle's time. Pills made of metallurgical antimony were employed at a later period; these were termed everlasting pills, because they, like the goblets, were believed only to act by contact and not to lose their weight. This error was first combated by Lemery and Vigani, a Veronese physician and doctor who lived in England, and they showed that both antimony and fused stibnite became acted upon when placed in contact with wine.

Until formerly a large number of antimony compounds were employed in medicine, the only ones which are used at the present day are tartar emetic or potassium antimonyl tartrate, $\text{K}(\text{SbO})\text{O}_6$, and the trisulphide or *antimonium sulphuratum*. The first compound is given in doses of 0.0027 to 0.008 gram

¹ Glatzel, *Ber.* 1891, 24, 3886.

as a diaphoretic, and from 0.065 to 0.13 gram as an emetic. The dose of the second is from 0.065 to 0.13 gram.

In larger doses it produces, like white arsenic, violent irritation in the intestines, vomiting and purging. When one large dose only is administered the case proceeds rapidly to recovery or death, generally the former, if the case be placed early under proper treatment, and in this respect acute antimonial is distinguished from acute arsenical poisoning.

In cases of chronic antimony poisoning the principal symptoms are dryness of the throat, pain on swallowing, nausea and vomiting, diarrhoea, loss of flesh, giddiness, fainting and albuminuria. Death takes place from exhaustion and wasting. Several cases have occurred in this country to show that tartar emetic has been thus criminally and fatally used (Taylor).

DETECTION AND ESTIMATION OF ANTIMONY.

453 When a small quantity of an antimony compound is heated in the upper reduction zone of a Bunsen burner on a thread of asbestos the flame becomes of a bluish tinge, and when a small porcelain basin filled with cold water is held above it a brownish-black deposit of metallic antimony is found upon the basin, and this is but slightly attacked by cold nitric acid, and is insoluble in sodium hypochlorite. Arsenic gives a very similar reaction, but this may be distinguished from antimony by the fact that during the reduction a garlic-like smell of arsenic is noticed, and that the metallic film is readily soluble in sodium hypochlorite. If an antimony compound be heated on a carbonised match a brittle metallic bead is obtained, whilst arsenic is completely volatilised. Most of the antimony compounds are insoluble in water but dissolve in hydrochloric acid. Those which do not thus dissolve may be obtained in solution by fusion with potassium carbonate and saltpetre and subsequent solution in hydrochloric acid. Sulphuretted hydrogen produces in acid solutions a very characteristic orange-red coloured precipitate of antimony trisulphide. If other metals precipitable by sulphuretted hydrogen be present, the mixed sulphides, after washing, are treated with ammonium sulphide, filtered, and the filtrate acidified with hydrochloric acid. This precipitate may contain, together with antimony, the sulphides of tin and

c. This last metal is removed by digesting with freshly prepared solution of ammonium carbonate, and washing the residue with water. This is then brought into solution by digesting with hydrochloric acid, and the liquid is placed in a porcelain dish containing a piece of zinc; the antimony is precipitated upon the platinum as a black adherent coating, which is readily soluble in nitric acid and can then be identified as antimony. A more satisfactory method consists in dissolving mixed sulphides in caustic soda and a few drops of yellow ammonium sulphide and then boiling with sodium peroxide, which converts the metals into stannate, antimonate, and arsenate respectively. Tin is then detected by boiling with ammonium chloride, which precipitates stannic hydroxide, and antimony and arsenic are detected in the acidified filtrate by Marsh's method described below.¹ A rapid method of detection is to boil the sulphides with a 5 per cent. solution of sodium carbonate, which leaves tin sulphide undissolved, and yields a precipitate which deposits antimony sulphide on cooling, whilst arsenic sulphide remains dissolved and can be detected as

antimony may also be detected by means of Marsh's test as described under arsenic (Vol. I., p. 697). The mirror of antimony is deposited much closer to the flame than that of arsenic, is formed at a lower temperature, does not yield a white line deposit of oxide when heated in the air, and is not soluble in sodium hypochlorite. When the gas is passed into a silver nitrate solution, silver antimonide is precipitated (p. 949). Antimony trichloride gives a spark-spectrum containing, besides others the following lines mentioned in order of their relative brightness (Lecoq de Boisbaudran):

α 6005 β 5568 γ 6130 δ 6079

Antimony is usually estimated gravimetrically either as antimony sulphide or the tetroxide. In the first case it is obtained as a hydrated precipitate, which may also contain sulphur and pentasulphide. It is necessary, therefore, to dry this precipitate at 100°, to weigh it, and to bring a known fraction into a porcelain boat contained in a glass tube. Through the tube carbon dioxide is passed, and the sulphide is heated, the pure antimony trisulphide remaining behind. The sulphide may

¹ Walker, *Journ. Chem. Soc.* 1903, 184.

² Materne, *Bull. Soc. Belge.* 1906, 20, 46.

also be oxidised by means of nitric acid and the residue ignited and weighed as tetroxide, or it may be dissolved in a large excess of sodium sulphide, potassium cyanide added, and the resulting solution electrolysed and the metal weighed.¹ Antimony is also frequently estimated volumetrically, the trioxide, in presence of sodium bicarbonate, being converted by means of standard iodine solution into the pentoxide, or the trichloride being converted into the pentachloride by a standard solution of sodium bromate in presence of hydrochloric acid.²

The *quantitative* separation of antimony from other metals, with the exception of arsenic and tin, does not exhibit any difficulty. Should these three elements be present together their sulphides must be first converted into oxides by treatment with nitric acid, and these fused for some time with eight times their weight of caustic soda. The cooled mass is next allowed to soften in hot water until the sodium metantimonate has separated out as a white powder, and then one volume of alcohol of specific gravity 0.83 is added for every three volumes of the liquid. After standing for some time the liquid is filtered and the precipitate well washed with dilute alcohol, to which at last some caustic soda is added. The filtrate contains the stannate and arsenate, whilst the whole of the antimony is contained in the residue, and this is converted in the usual way into the sulphide (H. Rose). A more rapid method of separation depends on the fact that in presence of free oxalic acid antimony is precipitated by sulphuretted hydrogen as the sulphide, whereas tin remains in solution.³ Antimony and tin can also be separated electrolytically.⁴

The separation of antimony from arsenic which had previously been difficult and unsatisfactory, was first rendered exact by Bunsen. The moist and well-washed mixture of sulphides obtained by precipitation with sulphuretted hydrogen is dissolved on the filter in an excess of caustic potash, and the diluted solution treated with chlorine until all the free alkali has

¹ Kohn and Barnes, *British Assoc. Reports*, 1896, 244. See also Law and Perkin, *Trans. Faraday Soc.* 1905, 1, 262.

² Nissenson and Siedler, *Chem. Zeit.* 1903, 27, 749; Rowell, *J. Soc. Chem. Ind.* 1906, 1181.

³ F. W. Clarke, *Chem. News*, 1870, 21, 124; Lesser, *Zeit. Anal.* 1888, 27, 218; Warren, *Chem. News*, 1890, 62, 216; J. Clark, *Journ. Chem. Soc.* 1892, 424; Henz, *Zeit. anorg. Chem.* 1903, 37, 1.

⁴ See Fischer, *Zeit. anorg. Chem.* 1904, 42, 363, where the literature of the subject is quoted.

ned. The excess of chlorine is then got rid of by repeated
ration with hydrochloric acid, the solution diluted, and this
d with a freshly prepared solution of sulphuretted hydrogen
all the antimony is precipitated. A rapid current of air is
passed through the liquid in order to expel the excess of
uretted hydrogen, and the precipitate washed first with
then with alcohol, and at last repeatedly with carbon
bide, in order to remove free sulphur. After drying at
pure pentasulphide of antimony remains, and this is after-
weighed. The arsenic in the filtrate may be estimated
osequent continued treatment with sulphuretted hydrogen
the pentasulphide is precipitated and treated as above
bed.

still simpler method of effecting this separation consists in
g ferrous sulphate or chloride to a solution of the chlorides
e two metals in hydrochloric acid, saturating with hydro-
c acid gas and distilling. The whole of the arsenic passes
nd may be collected in dilute hydrochloric acid, whilst the
ony remains behind and may be precipitated in the usual
fter the ferric salt has been reduced to the ferrous state.¹

Atomic Weight.—The methods which have at various
been employed for the determination of the atomic weight
immony have led to somewhat divergent results. The
er 128, which was obtained by Berzelius by the oxidation
metal with nitric acid, was long accepted as correct, until
ider's² experiments on the reduction of the sulphide proved
119.7 was nearer the truth. Dexter³ then found the
er 121.1 by the treatment of the metal and trioxide with
acid, the resulting oxide being converted into the tetra-
by ignition. This was confirmed by Kessler,⁴ who adopted
ame plan, but effected the oxidation volumetrically by
of an acid solution of potassium chlorate, and by Dumas,⁵
analysed the trichloride. On the other hand, a very
lly conducted series of analyses of the bromide led
⁶ to the number 119. The electrolysis of the chloride
the hands of Pfeiffer⁷ and of Popper⁸ to the number

Fischer, *Ber.* 1880, **13**, 1778. See also Piloty and Stock, *Ber.* 1897, **30**,
Beck and Fisher, *Chem. News*, 1899, **80**, 259, where a critical discussion
various methods is to be found.

Ann. 1856, **98**, 293.

Ann. 1857, **100**, 563.

Ann. 1861, **113**, 145.

Annalen, 1881, **209**, 173.

¹ *Ann. Chim. Phys.* 1859 [3], **55**, 129.

² *Sill. Amer. Journ.* [3], **15**, 41, 107.

³ *Annalen*, 1886, **233**, 153.

120.4, but it has been shown that the method applied is not accurate.¹

Finally a series of determinations made by Friend and Smith,² by the indirect method of heating potassium antimony tartrate in hydrogen chloride and weighing the potassium chloride produced, gave the number 119.45.

The value at present (1907) adopted is 119.3 (H = 1), 120.2 (O = 16).

BISMUTH, Bi = 206.4 (H = 1).
= 208.0 (O = 16).

454 The word *marcasite*, by which, up to recent times, the metal bismuth was often designated, is found in the authors of the thirteenth century. Hence it has been supposed that this metal was known at that time. This is, however, not the case, for the name *marcasite* had in those days, and even at a much later period, a very indefinite meaning, being given to any ore which had a metallic appearance, and especially to those ores which are now classed as pyrites.

Bismuth was classed by Paracelsus amongst the semi-metals. On the other hand, Agricola mentions *bisemutum* or *plumbum cinereum* as a true metal which is usually added to tin in order to make it work better. Notwithstanding this clear statement, it was subsequently confounded by Libavius with antimony, and by Lemery with zinc. Metallic bismuth was moreover described by "Basil Valentine" in his Last Testament: "Antimonium must be placed between tin and lead, as bismuth or magnesia is placed under and between tin and iron," and he also states that "bismuth or *marcasite* is a bastard *jovis*." Pott, in 1739, was the first to make us acquainted with the special properties of bismuth and its reactions were exactly studied by Bergman.

Bismuth is a comparatively rare metal. It is found chiefly in the native condition, but also as the oxide or bismuth ochre, Bi_2O_3 ; less frequently it occurs as bismuthite, Bi_2S_3 , whilst it is found still more sparingly in the following minerals: telluric bismuth or tetradymite, $\text{Bi}_2(\text{Te,S})_3$; emplectite, $\text{Cu}_2\text{Bi}_2\text{S}_4$; bismutite, $3(\text{BiO})_2\text{CO}_3 \cdot 2\text{Bi}(\text{OH})_3 \cdot 3\text{H}_2\text{O}$; aikinite, $\text{Bi}_2\text{S}_3 \cdot 2\text{PbS} \cdot \text{Cu}_2\text{S}$;

¹ Cohen and Strengers, *Proc. K. Akad. Wetensch. Amsterdam*, 1903, 5, 543.

² *J. Amer. Chem. Soc.* 1901, 23, 502.

bismutosmaltite, $\text{Co}(\text{As}, \text{Bi})_3$; pucherite, BiVO_4 ; eulytite or bismuth silicate, $\text{Bi}_4(\text{SiO}_4)_3$, &c., and occurs in traces in the pyrites of Agordo. Native bismuth is sometimes found nearly pure. Usually, however, it contains other metals alloyed with it, or it is mixed with a variety of ores.

455 *The Metallurgy of Bismuth.*—The chief sources of bismuth¹ are the Saxon smalt works, in Oberschlema and in Pfannenstiel, where the bismuth occurs at Schneeberg. Johnson and Matthey, of London, also treat bismuth ores, chiefly from Australia and South America.

Formerly bismuth was obtained by simply heating the ore in sloping iron tubes. In this way merely that portion of the metal present in the native state was obtained, and this only in a very incomplete manner. The residue was employed in the manufacture of smalt, and the bismuth again extracted from the cobalt speiss.

At the present day the liquation process has been superseded by smelting methods. Oxidised ores may be treated direct, but sulphides must be subjected to a preliminary roasting to drive off the sulphur. Reduction is carried out in small crucible furnaces or in reverberatory furnaces, the charge being made up of ore, carbon, slag, sodium carbonate, limestone and sometimes fluorspar. It is essential to have an easily fusible slag so as to avoid loss by volatilisation. The products of this operation are generally crude bismuth, matte or speiss and slag. For ores carrying sulphide of antimony and arsenic some scrap iron is added to the charge in addition to the fluxes already mentioned.

The crude bismuth thus obtained generally contains lead, antimony and arsenic, besides traces of iron, cobalt, nickel, silver, and sulphur, and is subjected to a refining operation.

The bismuth is melted in small iron kettles under a cover of salt, potassium chloride, caustic soda and sufficient oxychloride of bismuth to take up the lead, which must be got rid of first. The mass must be constantly stirred and in from one to three hours the whole of the lead is converted into chloride, and a corresponding amount of bismuth is separated from the oxychloride. Antimony is removed in the same way with a flux of soda, potash and sulphur, sodium sulphantimonate being formed, whilst for arsenic the flux used is caustic soda and nitre.² A simple liquation process is often used for refining

¹ Winkler, *Ber. Entw. Chem. Ind.* i. 953.

² Borchers, *Mineral Industry*, 1899, 3, 62.

crude bismuth, the metal being melted on a slightly inclined iron plate.

The composition of commercial bismuth is seen from the following table :

Analyses of Commercial Bismuth.

	Saxon Bismuth.	Bismuth from Joachimthal.	Peruvian Bismuth.
Bismuth	99.79	99.32	93.37
Iron	0.02	trace	} 2.058
Copper	0.03	trace	
Lead	0.08	0.30	—
Silver	0.07	0.38	—
Antimony	—	—	} 4.57
Tin	—	—	
Sulphur	—	—	

Bismuth which contains 1 or more per cent. of lead melts at a lower temperature than pure bismuth. Such an impure metal exhibits on cooling the peculiarity that the solid crust of pure crystallised bismuth is seen to be broken through by drops of a liquid alloy, and this property has been employed to separate bismuth from lead (Matthey). Silver behaves in a similar manner. Commercial bismuth frequently contains small quantities of gold, which, along with silver, may be removed by melting with 2 per cent. of zinc and skimming off the surface layer, which is found to contain the precious metals.¹

When bismuth is required for pharmaceutical purposes it is necessary to separate traces of arsenic which it sometimes contains. For this purpose it is melted with nitre or other oxidising agent, or fused with metallic iron. The arsenic is also removed when the molten metal is well stirred and exposed to the air, any antimony being simultaneously oxidised.²

Herapath,³ who found a small quantity of thallium in certain bismuth preparations, recommends that the bismuth salts which are to be employed for medicinal purposes should be boiled with caustic soda solution, the residue well washed with

¹ Matthey, *Proc. Roy. Soc.* 1887, **42**, 89.

² Matthey, *Proc. Roy. Soc.* 1893, **52**, 46.

³ *Pharmaceutical Journal*, 1863, **4**, 302.

er, dissolved in nitric acid, and the basic nitrate precipitated on the addition of an excess of water. From this the other preparations of the metal can be obtained.

In order to prepare chemically pure bismuth, the commercially pure metal is dissolved in nitric acid and evaporated to dryness, the residue dissolved in hydrochloric acid. The chloride is then dissolved in hydrochloric acid and the solution mixed with alcohol, which precipitates the greater portion of the lead in the form of lead chloride. The filtrate is poured into water and the precipitated lead chloride washed, redissolved in hydrochloric acid, and again precipitated with water, this process being frequently repeated. The lead oxychloride is then again dissolved in hydrochloric acid and precipitated with ammonia and ammonium carbonate, this operation being repeated three times, after which it is again reconverted into oxychloride, and the latter reduced to metallic lead by fusion with potassium cyanide. The metal thus obtained still contains lead, from which it can only be freed by electrolysis. For this purpose it is dissolved in nitric acid and the solution slowly electrolysed, any lead being deposited as lead oxide on the positive pole. The bismuth is then finally purified with potassium cyanide.¹

5 Properties.—Bismuth is a hard brittle metal, having a bright metallic lustre and a greyish-white colour, with a slightly reddish tinge. Its specific gravity at 15° is 9.747; it contracts at 264° and expands in the act of solidification, the specific gravity of the solid at the temperature of the melting point being 9.673 and that of the liquid 10.004.² Its boiling point lies between 1090° and 1450° (Carnelley and Williams), and it can be distilled in a current of hydrogen. The vapour density between 1600—1700° is about 11, a number which is intermediate between the values corresponding to the formulae Bi_2 and Bi_3 .³ When a large quantity is melted, allowed slowly to cool until the surface begins to solidify, the crust then formed, and the liquid metal poured out, fine large crystals are obtained. These are obtuse rhombohedra which have the appearance of cubes as their angles approach closely to 90°. Similar needles consisting of elongated hexagonal prisms have also been observed.⁴ The crystals oxidise in the air, and

¹ Classen, *Ber.* 1890, 23, 940.

² Vincentini, *Journ. Chem. Soc. Abstr.*, 1891, 518.

³ Meyer, *Ber.* 1889, 22, 726.

⁴ Heberdey, *Ber. Akad. Wien.* 1895, 104, i, 254.

frequently become covered with an iridescent film of oxide. The same colours may be obtained when the metal is melted in the air, but if the heat be continued, the metal gradually becomes altogether converted into oxide; at a red-heat steam is slowly decomposed by bismuth. This metal combines also directly with the elements of the chlorine group and with sulphur; hydrochloric and sulphuric acids do not act upon it in the cold, but the latter acid dissolves it on heating with evolution of sulphur dioxide. Hydrochloric acid dissolves it in the presence of dissolved oxygen. The best solvents for bismuth are nitric acid and aqua regia, both of which dissolve the metal readily in the cold.

Bismuth can be obtained in the colloidal form by reducing the nitrate by stannous chloride in the presence of ammonia and ammonium citrate,¹ or the oxychloride by hypophosphorous acid.²

Bismuth serves for the preparation of many pharmaceutical products and cosmetics, and is also employed for the manufacture of alloys of low melting point, and in the construction of thermopiles.

ALLOYS OF BISMUTH.

457 Bismuth forms a number of alloys of low melting point, which are known by the general name of fusible metal. The temperature of the melting point depends on the proportion of the constituents as is shown in the following table:

	Newton's Metal.	Rose's Metal.	Lichtenberg's Metal.	Wood's Metal.	Lipowitz.
Bismuth	8	2	5	4	15
Lead	5	1	3	2	8
Tin	3	1	2	1	4
Cadmium	0	0	0	1	3
Melting point	94.5°	93.75°	91.6°	71°	60°

¹ Lottermoser, *J. pr. Chem.* 1899 [2], 59, 489.

² Gutbier and Hofmeier, *Zeit. anorg. Chem.* 1905, 44, 225.

The melting point can be still further reduced by the addition of mercury. Fusible metal is now largely used for stereotyping, obtaining copies of wood-cuts, &c., and is not only valuable on account of its low melting point, but also because it expands considerably in the act of solidification, and thus gives a perfect cast; it is important to make the cast when the metal is so far cooled that it is beginning to be viscid. If any of these liquid alloys be poured into a glass vessel this flies to pieces when the metal cools. Bismuth is also used in the manufacture of solder, and the soldering can be effected under hot water when a few drops of hydrochloric acid have been added. Alloys of lead, tin, and bismuth mixed together in such proportion that the mixture fuses at some particular temperature above 100° serve as safety-plugs for boilers and automatic sprinklers. Bismuth alloys, melting at a given temperature, are used for tempering steel; the pencils used for writing on the so-called metallic paper likewise consist of an alloy of bismuth.

Bismuth in very small quantities renders gold and silver brittle, and greatly diminishes the conductivity of copper for electricity.

Molten bismuth, to which 0.05 per cent. of tellurium has been added, solidifies to a minutely crystalline mass, entirely different in appearance, fracture, &c., from the pure metal.

When bismuth is treated with a solution of sodium in liquid ammonia a compound of the formula BiNa_3 is formed as a bluish-black mass, which takes fire in the air, and decomposes water with evolution of hydrogen.¹

COMPOUNDS OF BISMUTH.

BISMUTH AND OXYGEN.

458 Only two well-defined oxides of bismuth are known:

Bismuth suboxide or dioxide, BiO or Bi_2O_2 .

Bismuth trioxide, Bi_2O_3 .

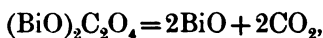
The suboxide has only very feeble basic properties, whereas the trioxide is a well-marked basic oxide and corresponds to the stable salts of bismuth of the general formula BiR'_3 . Higher oxides are formed by the action of various oxidising agents on

¹ Joannis, *Compt. Rend.* 1892, 114, 585.

the trioxide, to which the formulæ Bi_2O_4 and Bi_2O_5 have been ascribed, but no satisfactory experimental evidence of the chemical individuality of these substances has as yet been obtained.

Bismuth Suboxide, BiO .—The question as to the existence of an oxide of this composition has given rise to much discussion,¹ but the experimental evidence renders it probable that the suboxide is a definite chemical substance.

The suboxide was first described by Berzelius. It is best obtained by gently heating basic bismuth oxalate, $(\text{BiO})_2\text{C}_2\text{O}_4$, in absence of air (Tanatar):



or by carefully adding an alkaline solution of stannous hydrate (1 mol.) to bismuth hydroxide (1 mol.) suspended in dilute potash, washing the suboxide first with dilute potash in absence of air until all traces of stannic oxide are removed, then washing with water and finally drying at 120° in a current of carbon dioxide (Schneider). It is a black powder which is stable in the air and has the specific gravity 7.2, this being considerably less than that of a mixture of bismuth and its oxide having the same percentage composition as the suboxide (8.9). When heated in the air it passes into the trioxide with incandescence, and in absence of air is converted into a mixture of bismuth and bismuth oxide.

The suboxide is converted by hydrochloric acid into bismuth chloride, which dissolves, and insoluble metallic bismuth. The heat evolved in this reaction is considerably less than that produced when a corresponding amount of the trioxide is dissolved, and this affords a further proof of the individuality of the suboxide (Tanatar). It reduces Fehling's solution and potassium permanganate and is converted by excess of alkaline stannous chloride into metallic bismuth.

Bismuth Trioxide, Bi_2O_3 , is found as bismuth ochre in Cornwall, Virginia, Siberia, and the Erzgebirge, as a yellow or greenish-grey amorphous mass or as a powder, and it usually contains ferric oxide and other impurities. In order to prepare it artificially, the hydroxide, carbonate, or nitrate is heated. Thus obtained, it is a yellow powder, having a specific gravity of 8.2.

¹ Vanino and Trubert, *Ber.* 1898, **31**, 1113, 2267; 1899, **32**, 1072; where the older literature is quoted. See also Schneider, *J. pr. Chem.* 1898 [2], **58**, 562; 1899 [2], **60**, 524; Tanatar, *Zeit. anorg. Chem.* 1901, **27**, 437; Herz and Guttmann, *Zeit. anorg. Chem.* 1907, **53**, 63.

uses at 820°, forming a brown liquid, and when this is cooled to cool the solid which is first formed passes at 704° to a second modification, which forms a new crystalline mass. When fused in porcelain a third form is produced which crystallises in long, yellow needles of specific gravity 8.55.¹ When a boiling solution of a bismuth salt is precipitated with potash the trioxide is obtained in microscopic needles, and if this be melted with caustic potash the product is found to crystallise in rhombic prisms. When the oxide is prepared by adding potassium cyanide to bismuth nitrate solution, boiling and heating the resulting grey powder in the air, it crystallises in tetrahedra belonging to the regular system. It is therefore isodimorphous with antimony oxide.² Bismuth trioxide prepared by roasting the metal appears to have been employed as a yellow paint in Agricola's times.

Bismuth trioxide is a stronger base than the corresponding oxide of antimony, and forms a well-defined series of salts, which are characterised by the ease with which they are converted by acids into insoluble basic salts.

Bismuth Trihydroxide, $\text{Bi}(\text{OH})_3$, is obtained as a white amorphous powder by precipitating a bismuth salt with cold caustic potash or ammonia. It is soluble in caustic potash in the presence of glycerol,³ and when precipitated from this solution the hydroxide is free from basic salts, which are always present in bismuth hydroxide prepared by precipitation with alkalis.⁴ When heated at 100° it has the composition $\text{Bi}_2\text{O}_3 \cdot \text{H}_2\text{O}$, or $\text{BiO} \cdot \text{OH}$.

Higher Oxides of Bismuth.—When a current of chlorine is passed into a boiling solution of caustic potash containing bismuth hydroxide in suspension a red powder separates out, which contains potassium and yields chlorine when boiled with concentrated hydrochloric acid. When this substance is treated with hot concentrated nitric acid, a scarlet-coloured powder remains which has frequently been regarded as bismuthic acid, HBiO_3 , and from this compounds described as bismuth pentoxide, Bi_2O_5 , and potassium bismuthate, KBiO_3 , have been prepared, both of which are extremely unstable. Under varying conditions the nature of the products obtained in this reaction varies and substances described as bismuth tetroxide

¹ Görtler, *Zeit. anorg. Chem.* 1903, 37, 222.

² Muir and Hutchinson, *Journ. Chem. Soc.* 1889, 143.

³ Löwe, *Zeit. anal. Chem.* 1883, 498.

⁴ Thibault, *J. Pharm.* 1900 [6], 12, 559.

Bi_2O_3 , a brown powder, and the dihydrate of this oxide, $\text{Bi}_2\text{O}_3 \cdot 2\text{H}_2\text{O}$, an orange-yellow powder, have also been prepared by means of it. Similar highly oxidised products are formed by the electrolytic oxidation of the trioxide, and by the action of persulphates, of hydrogen peroxide, and of potassium ferricyanide on the trioxide in the presence of alkali.¹ It has, however, been shown by Gutbier and Bünz² that none of these reactions leads in any case to a definite homogeneous product. The exact nature of the higher oxidation products of bismuth trioxide, therefore, remains for the present undetermined. In their colour and insolubility in nitric acid the substances obtained exhibit an analogy with lead dioxide, PbO_2 .

BISMUTH AND THE HALOGENS.

459 *Bismuth Trifluoride*, BiF_3 , is obtained as a white powder by dissolving the oxide in hydrofluoric acid and evaporating the solution. An *oxyfluoride*, BiOF , is formed when the acid is completely neutralised by the oxide. The fluoride forms a double salt with ammonium fluoride, $\text{BiF}_3 \cdot \text{NH}_4\text{F}$.³

Bismuth Dichloride, BiCl_2 , is formed when a slow current of chlorine is passed over the fused metal, or when the metal is heated with calomel to 250° or fused with the trichloride. It is a black, crystalline, slightly volatile mass, which when heated decomposes with separation of a portion of the metal and formation of the trichloride. Water decomposes it with formation of metallic bismuth and the oxychloride, BiOCl .

Bismuth Trichloride, BiCl_3 , was first prepared by Boyle⁴ by heating bismuth with corrosive sublimate. It is also formed when the metal is burnt in a stream of chlorine, or when a concentrated solution of the oxide in hydrochloric acid is distilled and the receiver changed after all the water has come over. Bismuth trichloride is a granular white mass, which melts at from 225° to 230° , boils at 435° to 441° , and yields a vapour

¹ See Deichler, *Zeit. anorg. Chem.* 1899, **20**, 81, where a critical discussion of the earlier literature will be found. Muir, *Journ. Chem. Soc.* 1887, 77; Hollard, *Compt. Rend.* 1903, **136**, 229; Hauser and Vanino, *Zeit. anorg. Chem.* 1904, **39**, 381; Aloy and Frébault, *Bull. Soc. Chem.* 1906, [3], **35**, 396.

² *Zeit. anorg. Chem.* 1906, **48**, 162, 294; **49**, 432; **50**, 210; 1907, **52**, 124.

³ Helmholtz, *Zeit. anorg. Chem.* 1892, **3**, 115; see also Muir, Hoffmeister and Robes, *Journ. Chem. Soc.* 1881, 33.

⁴ *Experiments and Considerations Touching Colours.*

ing the normal specific gravity of 11.35 (Jaquelain). Heated current of hydrogen it is reduced to dichloride.¹ It forms a heavy liquid when dissolved in a small quantity of water, but with a larger quantity of water decomposes it, with formation of bismuth oxychloride, BiOCl , which is thrown down as a pure white powder, insoluble in water, though readily soluble in hydrochloric acid.

It separates from a hot acid solution in tetragonal crystals² of the sp. gr. 7.717 at 15° , and is decomposed by the action of caustic potash.³ Heated in the air bismuth oxychloride loses chlorine and takes up oxygen, but in absence of air it becomes yellow-coloured and fuses without decomposition.

When a solution of the oxide in an excess of hydrochloric acid is evaporated, fine needle-shaped crystals are deposited, having the composition $\text{BiCl}_3 \cdot 2\text{HCl}$, whilst at 0° a saturated solution of the two deposits crystals of the compound $2\text{BiCl}_3 \cdot \text{HCl}$, which are stable at the ordinary temperature.⁴ Bismuth trichloride forms double salts with the chlorides of the alkali metals,⁵ and with many organic bases. Ammonia yields the compounds— $\text{BiCl}_3 \cdot 3\text{NH}_3$, a very volatile colourless substance; $\text{BiCl}_3 \cdot 2\text{NH}_3$, a dirty-grey non-volatile mass; and $\text{BiCl}_3 \cdot \text{NH}_3$, a red crystalline body. They combine with hydrochloric acid to form double salts, which are also obtained when ammoniac is added to the solution of bismuth in the right proportion and the mixture evaporated.⁶ When the dichloride is heated with chlorine a brownish-red powder is obtained of bismuth trichloride, which decomposes on heating into chlorine, trichloride and dichloride.

Bismuth trichloride also combines with nitric oxide⁷ to form a yellow compound $2\text{BiCl}_3 \cdot \text{NO}$ and with nitrosyl chloride⁸ to form an orange-coloured powder $\text{BiCl}_3 \cdot \text{NOCl}$.

Bismuth Tribromide, BiBr_3 .—When bromine vapour is passed over powdered bismuth an energetic reaction takes place and a red liquid volatilises. This cools to a golden-yellow solid.

¹ *Ann. Chem. Phys.* 1876, i. 144.

² Schulten, *Bull. Soc. Chim.* 1900 [3], 23, 156.

³ Herz and Muhs, *Zeit. anorg. Chem.* 1904, 39, 115.

⁴ Engel, *Compt. Rend.* 1888, 106, 1797.

⁵ De Brigham, *Amer. Chem. J.* 1892, 14, 164; Field, *Journ. Chem. Soc.*

1846; Aloy and Frébault, *Bull. Soc. Chim.* 1906 [3], 35, 396.

⁶ Chérain, *Compt. Rend.* 1862, 54, 924.

⁷ Thomas, *Compt. Rend.* 1895, 121, 128.

⁸ Edborough, *Journ. Chem. Soc.* 1891, 662.

glistening deliquescent crystalline mass, which melts at 210° and boils at 453° . Bismuth tribromide crystallises from ether in prisms, and water decomposes it into the white insoluble *oxybromide*, BiOBr . It forms crystalline double salts, with the bromides of the alkali-metals, and with ammonia yields compounds similar to those of the chloride.

If the tribromide be fused with bismuth a mass of brown crystalline needles is obtained, probably consisting of the *dibromide*. This is decomposed by hydrochloric acid with separation of spongy bismuth.

Bismuth Tri-iodide, BiI_3 , is obtained by treating the powdered metal with iodine and heating the product; by precipitating a bismuth salt with potassium iodide solution, dissolving in hydriodic acid and reprecipitating with water; or better by adding bismuth oxide to a solution of iodine in stannous chloride saturated with hydrochloric acid.¹ It sublimes in greyish-black metallic glistening six-sided tablets, which are not decomposed by cold water, though they are converted by hot water into an insoluble oxyiodide. If a solution of the iodide in hydriodic acid be evaporated, rhombic pyramids of $\text{BiI}_3 \cdot \text{HI} \cdot 4\text{H}_2\text{O}$ are deposited. Bismuth iodide forms a large number of double salts.²

Bismuth Oxyiodide, BiOI , is obtained by decomposition of the tri-iodide with boiling water or by heating the same in the air, as a copper-red crystalline mass, which can be sublimed when heated in the absence of air, but is gradually converted in presence of air into a crystalline oxide.

BISMUTH AND THE ELEMENTS OF THE SULPHUR GROUP.

460 *Bismuth Subsulphide*, Bi_2S_3 , was first described by Wetherer³ and Lagerjhelm⁴ as a grey metallic lustrous mass of needle-shaped crystals, obtained by fusing bismuth with sulphur and cooling quickly, but this contained free bismuth and the sulphide Bi_2S_3 . The existence of the same compound was deduced by Pélabon⁵ from the study of the equilibrium curve

¹ Birckenbach, *Ber.* 1907, **40**, 1404.

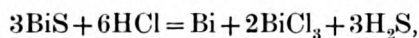
² Nicklés, *Compt. Rend.* 1860, **50**, 872; *J. Pharm.* [3], **39**, 116; Linau, *Pogg. Ann.* 1860, **111**, 240; Wells and Foote, *Amer. J. Sci.* 1897, **3**, 461; Pfeiffer, *Zeit. anorg. Chem.* 1902, **31**, 191.

³ *J. pr. Chem.* 1842, **27**, 65.

⁴ *Schweig. Journ.* 1816, **17**, 416.

⁵ *Ann. Chim. Phys.* 1902 [7], **25**, 365; *Journ. Chim. Phys.* 1904, ii. 321; *Compt. Rend.* 1903, **137**, 648, 920.

bismuth and sulphur and the behaviour of these two elements in the presence of hydrogen, but Aten,¹ employing a similar method of investigation, found no evidence of the formation of the subsulphide in this way. It can, however, be prepared by heating the suboxide in a current of sulphuretted hydrogen about 120° and then forms a grey powder of specific gravity 6.4. When a current of sulphuretted hydrogen is passed through a dilute alkaline solution of bismuth nitrate and potassium nitrate free from air and mixed with tin dichloride, a black powder having the composition $\text{BiS}_2 \cdot \text{H}_2\text{O}$, is formed, which on further reduction assumes a metallic lustre, and when this is treated with a hydrochloric acid the following reaction takes place (Schneider):



bismuth separating out as a spongy mass.

Bismuth Trisulphide, Bi_2S_3 , occurs as bismuthite in rhombic crystals, and also massive with a foliated or fibrous structure having a specific gravity of 6.4. It is found at Brandy Bay, Carrock Fells in Cumberland, at Redruth and Botallack and other localities in Cornwall, in the Erzgebirge, in Bolivia, and in other places. It is obtained artificially by fusing the metal with an excess of sulphur, or by precipitating a solution of bismuth chloride with sulphuretted hydrogen or sodium sulphate. Thus prepared it forms a blackish-brown precipitate easily soluble in nitric acid and in boiling concentrated hydrochloric acid, but not in alkalis. Its solubility in pure water has been found by the conductivity method to be 5×10^{-6} gram-molecules (0.2 mgm.) per litre. When it is heated to 200° in a solution of an alkali it becomes crystalline, assuming the form of bismuthite, and when heated in the electric furnace yields metallic bismuth.³

The amorphous sulphide dissolves in potassium sulphide solution and very sparingly in sodium sulphide solution,⁴ and forms salts of the formulæ $\text{Bi}_2\text{S}_3 \cdot \text{K}_2\text{S}$ and $\text{Bi}_2\text{S}_3 \cdot \text{Na}_2\text{S}$, when it is heated with sulphur and an alkali carbonate.⁵

Zeit. anorg. Chem. 1905, **47**, 386.

Schneider, *Pogg. Ann.* 1856, **97**, 480; Herz and Guttmann, *Zeit. anorg. Chem.* 1907, **53**, 63.

Mourlot, *Compt. Rend.* 1897, **124**, 768.

Wiedemann, *Compt. Rend.* 1895, **120**, 186. See also *J. Amer. Chem. Soc.* 1896, **18**, 1091.

Schneider, *Pogg. Ann.* 1869, **136**, 460.

Bismuth Oxysulphides.—The compound $\text{Bi}_4\text{O}_3\text{S}$ occurs as karelilinite in a crystalline mass having a strongly metallic lustre found at the Savodinck Mine in the Altai. If a mixture of 40 parts of sulphur and 142 parts of bismuth trioxide be heated to dark redness a grey crystalline mass of $\text{Bi}_6\text{O}_5\text{S}_4$ is formed.

Bismuth Chlorosulphide, BiSCl , is obtained by fusing together in the air 1 part of sulphur and 8 parts of ammonium bismuth chloride, or by heating the latter compound in a current of sulphuretted hydrogen (Schneider), and is also formed when the chloride is heated in dry sulphuretted hydrogen or the sulphide in dry chlorine. It is a reddish brown solid and is not decomposed by water. The corresponding *sulphobromide* is obtained in a similar manner, whereas the *sulphiodide* can only be prepared by heating bismuth iodide with the trisulphide. All three compounds are decomposed by sulphuretted hydrogen at a bright red heat.¹

Bismuth Trisulphate, $\text{Bi}_2(\text{SO}_4)_3$, is obtained as an amorphous white mass by dissolving the metal or the sulphide in concentrated sulphuric acid and evaporating. This salt is decomposed by water with formation of the basic salt, $\text{Bi}_2\text{O}_3 \cdot \text{SO}_3 \cdot 2\text{H}_2\text{O}$. When this is heated it loses water, and on cooling a yellow mass, consisting of $\text{Bi}_2\text{O}_3 \cdot \text{SO}_3$, is obtained. This salt is also obtained by heating the other sulphates. Another of these basic salts has the composition $\text{Bi}_2\text{O}_3 \cdot 2\text{SO}_3 \cdot 3\text{H}_2\text{O}$, and is obtained in small needles by acting upon the nitrate with sulphuric acid. Several other basic salts have also been described.² Concentrated sulphuric acid yields the acid salt $\text{Bi}_2\text{O}_3 \cdot 4\text{SO}_3$, several hydrates of which have been obtained.³

Bismuth Thiosulphate.—Complex thiosulphates are obtained by the addition of the alkali thiosulphates to bismuth chloride solution. The *potassium* salt, $\text{K}_3\text{Bi}(\text{S}_2\text{O}_3)_3 \cdot \frac{1}{2}\text{H}_2\text{O}$, is sparingly soluble in water, and the solution rapidly decomposes, bismuth sulphide being deposited. This solution does not react with iodine.⁴

46r *Bismuth Triselenide*, Bi_2Se_3 , is obtained by fusing the elements together as a metallic lustrous brittle crystalline mass,

¹ Muir and Eagles, *Journ. Chem. Soc.* 1895, 90.

² See Allan, *Amer. Chem. J.* 1902, 27, 284.

³ Adie, *Proc. Chem. Soc.* 1899, 226.

⁴ Carnot, *Compt. Rend.* 1876, 83, 338; Hauser, *Zeit. anorg. Chem.* 1903, 35, 1.

having a specific gravity of 6.82, and is attacked only by nitric acid and aqua regia.

Bismuth Tritelluride, Bi_2Te_3 , occurs as the mineral tetradymite, in which some of the tellurium is replaced by sulphur. It forms metallic pale steel-grey rhombohedra, or foliated or granular masses having a specific gravity of 7.2 to 7.9. Groth¹ considers this mineral to be an isomorphous mixture of the elements, as it is not isomorphous with bismuthite Bi_2S_3 , and as bismuth and tellurium can be fused together in all proportions.

Several other bismuth tellurides of varying composition have been described, some of which occur as minerals. According to Mönkemeyer² only one stable compound of these two elements exists and this has the formula Bi_2Te_3 and melts at 573°.

BISMUTH AND THE ELEMENTS OF THE NITROGEN GROUP.

462 *Bismuth Nitride*, BiN , is formed as a brown precipitate when bismuth iodide dissolved in liquid ammonia is added to a solution of potassamide in the same solvent.³

Bismuth Trinitrate, $\text{Bi}(\text{NO}_3)_3 \cdot 5\text{H}_2\text{O}$, is obtained in large transparent triclinic prisms by dissolving the metal in nitric acid and evaporating the solution, which corrodes paper, and must, therefore, be filtered through asbestos or pounded glass. The crystals, which are deliquescent, are decomposed on heating, first losing their water, and then leaving a residue, first of basic salt and lastly of the trioxide. Hydrates with 2 and $1\frac{1}{2}\text{H}_2\text{O}$ also exist.⁴

Bismuth nitrate is isomorphous with the nitrates of yttrium, lanthanum and others of the rare earth metals,⁵ and forms double salts which are isomorphous with the corresponding salts of the rare earths and have been utilised in the fractional crystallisation of mixtures of these (p. 766).⁶

¹ *Tabell. Uebersicht. d. Mineralien*, p. 12 (Braunschweig, 1882, Vieweg).

² *Zeit. anorg. Chem.* 1905, **46**, 415; see also Gutbier, *Zeit. anorg. Chem.* 1902, **31**, 331.

³ Franklin, *J. Amer. Chem. Soc.* 1905, **27**, 820.

⁴ van Bemmelen and Rutten, *Proc. K. Akad. Wetensch. Amsterdam*, 1900, **3**, 196.

⁵ Bodman, *Ber.* 1898, **31**, 1237; *Zeit. anorg. Chem.* 1901, **27**, 254; *Zeit. Kryst.* 1902, **36**, 192.

⁶ Urbain, *Compt. Rend.* 1903, **137**, 568; *Journ. Chim. Phys.* 1906, **4**, 105.

When hydrated bismuth nitrate is ground with mannitol and water added, a clear solution is formed which is not precipitated on dilution and serves as a means of preparing many insoluble bismuth salts by double decomposition.¹

Basic Bismuth Nitrate, $\text{Bi}(\text{OH})_2\text{NO}_3$.—Libavius was aware that the solution of bismuth in nitric acid is precipitated by water, and Lemery, who describes the preparation of this compound, states that water containing common salt should be employed for this precipitation, pure water precipitating it, but much more slowly; and he adds that the product obtained weighs more than the metal employed. The reason of this, he explains, is that a certain quantity of spirit of nitre remains behind, even if the precipitate be well washed. Boyle states that the solution of bismuth in aqua-fortis is almost completely precipitated by common water. In spite of this many chemists, looking at the analogy between lead and bismuth, believed that salt water was necessary for the precipitation; indeed the substance was for some time termed horn-bismuth. This error was definitely rectified by Pott, in 1739.

Basic nitrate of bismuth, formerly termed *magistry of bismuth*, is used as an important medicine, and many different receipts are given for its preparation. According to the method formerly prescribed in the British Pharmacopœia (1874), *bismuth subnitras* is best obtained by dissolving 2 parts by weight of bismuth in a mixture of 4 parts of nitric acid of specific gravity 1.42 with 3 parts of water. The clear liquid is poured off from any insoluble matter and evaporated to the point at which it occupies two volumes, and this is then poured into 80 parts of distilled water. The clear liquid is then decanted and the precipitate well stirred up with 80 parts of water, collected on a filter and dried at a temperature not higher than 55°. The German and French pharmacopœias recommended somewhat similar processes. In all these methods a considerable quantity of bismuth remains in solution, and this may be obtained, as the hydroxide, by precipitating with ammonia. The bismuth is completely precipitated when 50,000 parts of water are present to one of the nitrate.²

Basic bismuth nitrate is a crystalline powder which reddens moistened litmus paper. Its composition varies somewhat

¹ Vanino and Hauser, *Zeit. anorg. Chem.* 1901, **28**, 210; *J. pr. Chem.* 1906 [2], **74**, 142.

² Antony and Gigli, *Gazzetta*, 1898, **28**, i. 245.

ording to the quantity of water used in the preparation, and a large number of basic salts have been described, the conditions of formation and existence of which have been investigated by de Bemmelen and Rutten,¹ by Allan,² and by de Schulten.³ When washed for a long time it becomes more basic, until at last hydroxide is left.

Basic bismuth nitrate is largely used as a medicine in cases of chronic diarrhoea and cholera. It is moreover used in considerable quantities as a cosmetic; and this use is due to Lémery, who recommends it for softening the skin. When used for this purpose it was first termed *blanc d'Espagne*, which name, however, was used to designate many other white pigments. Another name for this cosmetic is *blanc de fard*.

The basic nitrate as well as the oxide is also used for giving a colourless iridescent glaze to porcelain. This is obtained by rubbing up basic nitrate with resin and gently heating the mixture with lavender oil and can be coloured by the addition of oxides, such as oxide of chromium, which gives to it a sulphur or lemon-yellow colour. With addition of 5 per cent. of gold to the oxide of bismuth, a splendid copper-red colour with a reflected golden lustre is obtained. When a smaller quantity of this same substance is employed the glaze assumes a violet or pure blue colour, whilst with another treatment a copper-red tint is obtained. These glazes are also used in glass-finishing.

63 *Bismuth Orthophosphate*, BiPO_4 , is precipitated when solutions of bismuth nitrate and phosphoric acid are brought together in the presence of nitric acid. When slowly precipitated by ammonia from acid solution it forms microscopic crystals of sp. gr. 4.23 at 15° (de Schulten). In the same way an insoluble *pyrophosphate*, $\text{Bi}_4(\text{P}_2\text{O}_7)_3$, is prepared with pyrophosphoric acid. When the oxide and phosphorus pentoxide are fused together, a clear glass is obtained, which on slow cooling becomes crystalline, and probably consists of the tetrametaphosphate.

Bismuth Arsenate, $\text{Bi}_4(\text{As}_2\text{O}_7)_3$, is a white precipitate insoluble in water and nitric acid but soluble in hydrochloric acid. The *ortho-arsenate*, BiAsO_4 , forms monoclinic prisms of sp. gr. 7.142 at 15° (de Schulten).

Phosphorus and *arsenic* do not readily combine with bismuth

¹ *Proc. K. Akad. Wetensch. Amsterdam*, 1900, **3**, 196.

² *Amer. Chem. J.* 1901, **25**, 307.

³ *Bull. Soc. Chim.* 1903 [3], **29**, 720.

The first of these forms a compound with molten bismuth, and if a current of phosphine be passed through a solution of bismuth, a black phosphide is precipitated, which, however, decomposes in absence of air into its elements. An alloy of bismuth and arsenic gives up the whole of the latter when heated. Arsine produces a black precipitate in bismuth solutions which behaves in a precisely similar way.

BISMUTH AND THE ELEMENTS OF THE CARBON GROUP.

464 *Basic Bismuth Carbonate*, $2(\text{BiO})_2\text{CO}_3 \cdot \text{H}_2\text{O}$, is obtained as a white powder when ammonium carbonate is poured into a solution of bismuth nitrate and the precipitate dried at a gentle heat. It is employed as a medicine. At 100° it loses water, and when more strongly heated is readily converted into the trioxide.

The mineral bismutite is another basic carbonate, $3(\text{BiO})_2\text{CO}_3 \cdot 2\text{Bi}(\text{OH})_3 \cdot 3\text{H}_2\text{O}$. This is found at Schneeberg, at Chesterfield, South Carolina, and at other places, together with bismuth ores. It is a white or siskin-green earthy mass and sometimes occurs in acicular pseudomorphous crystals.

Bismuth Silicate, $\text{Bi}_4(\text{SiO}_4)_3$, occurs as eulytite, found in small glistening yellow or brown regular tetrahedra and occurring in the Erzgebirge together with phosphates of iron and manganese.

DETECTION AND ESTIMATION OF BISMUTH.

465 When a bismuth compound is heated in the upper reducing flame of the Bunsen burner on an asbestos thread, a cold porcelain dish, held above it, receives a brown or black deposit of metallic bismuth, which is only slowly dissolved by cold dilute nitric acid. A brittle metallic bead is obtained when the compound is heated on the carbonised match, and this dissolves in nitric acid, yielding a brown precipitate of bismuth with excess of stannous chloride and caustic soda. A characteristic reaction of the bismuth salts is the precipitation of the blackish-brown sulphide with sulphuretted hydrogen, insoluble in ammonium sulphide, and easily soluble in nitric acid. In addition to this, water produces, in solutions which are not too strongly acid, a white precipitate of an insoluble basic salt, and ammonia throws down a white precipitate of the hydroxide

insoluble in excess. These reactions serve to separate bismuth from other metals, as well as to detect its presence. If other metals precipitable by sulphuretted hydrogen be present, the washed precipitate is first digested with ammonium sulphide, in order to separate arsenic, antimony and tin. The precipitate is then well washed, dissolved in nitric acid, and dilute sulphuric acid added to the filtrate to separate lead; the precipitate is filtered off, and an excess of ammonia added which throws down the bismuth as the hydroxide, whilst any copper or cadmium present remains in solution. The precipitate is dissolved in a small quantity of hydrochloric acid, the liquid concentrated by evaporation, and added to a large quantity of water, when the insoluble oxychloride is precipitated. Care, however, must be taken that the whole of the antimony is previously removed by a long digestion of the sulphides with ammonium sulphide, and the residue well washed with water, for otherwise an insoluble oxychloride of antimony may be precipitated, and this may be mistaken for bismuth.

Bismuth can be estimated in several ways. If the solution consists only of nitrate, it may be precipitated with ammonium carbonate, heated for some time almost to boiling, filtered, the precipitate dried and converted by ignition into the trioxide which is weighed. If other acids are present, the bismuth is precipitated by sulphuretted hydrogen, the washed precipitate dissolved in nitric acid and treated as above; or it may be dried, any excess of sulphur got rid of by carbon bisulphide, and the residual pure sulphide dried at 100° and weighed. The phosphate may also be precipitated in the presence of phosphoric acid or dilute nitric acid, ignited and weighed.¹ If the solution of the nitrate contains only a small quantity of free acid it may be precipitated with potassium dichromate, or with arsenic acid, and the precipitate dried and weighed. Bismuth may also be estimated as the metal by reduction with potassium cyanide. The metallic mass is well washed with water and alcohol, and weighed after drying. Bismuth may also be separated electrolytically from an acid solution of the nitrate in the presence of alcohol, glycerol, or acid potassium sulphate.²

The Atomic Weight of bismuth has been determined by

¹ *Ber.* 1905, **38**, 3862, 3943.

² *Compt. Rend.* 1900, **131**, 179; *Zeit. anorg. Chem.* 1901, **27**, 1; *J. Amer. Chem. Soc.* 1903, **25**, 83.

several chemists, but without very concordant results. In 1851 Schneider,¹ by converting the metal into the oxide, obtained the number 206·5, and this was confirmed in 1883 by Löwe,² who used the same method and obtained the number 206·3, and by Marignac,³ who, in 1883, found the atomic weight to be 206·7 by converting the oxide into the sulphate. Dumas,⁴ on the other hand, in 1859, by the analysis of the chloride, obtained the number 208·6, which is certainly too high. In 1890 Classen⁵ made a series of nine concordant experiments in which carefully purified bismuth was converted into the oxide and found the number 207·3. Schneider, in 1894,⁶ repeated his experiments and again obtained the number 206·5. The older determinations have been confirmed by the results obtained by Gutbier⁷ and his co-workers, who obtained the values 206·45—206·48 by converting the metal into oxide, reducing the oxide to metal, converting the metal into sulphate, and determining the ratio $\text{BiBr}_3 : \text{AgBr}$. The value 206·4 (H = 1), 208·0 (O = 16) is therefore now (1907) adopted.

¹ *Pogg. Ann.* 1851, **82**, 303.

² *Fres. Zeitsch.* 1883, 498.

³ *Fres. Zeitsch.* 1884, 120.

⁴ *Ann. Chim. Phys.* 1859 [3], **55**, 177.

⁵ *Ber.* 1890, **23**, 938.

⁶ *J. Pr. Chem.* 1894, **56**, 461.

⁷ *Zeit. Elektrochem.* 1905, **11**, 831. See also the Dissertations (Erlaugen) of Birkenbach, 1905; Mehler, 1905; and Janssen, 1906.

GROUP VI.

Sub-Group (a). Oxygen and the Sulphur Group.

Oxygen.
Sulphur.
Selenium.
Tellurium.

Sub-Group (b). The Chromium Group.

Chromium.
Molybdenum.
Tungsten.
Uranium.

6 In this group, as in Groups I, II, and III, the elements be divided into two well-defined sub-groups, as shown in above list, the sub-group (*a*) consisting of non-metallic elements, while those in the sub-group (*b*) are metals. In the present periodic classification oxygen falls in the even series, and therefore belongs to the chromium sub-group, but as in the case of cerium in Group II, it is much more nearly allied to the members of the odd series.

Oxygen is gaseous at the ordinary temperature, whilst sulphur, selenium and tellurium are solids, the melting and boiling points of which increase with increasing atomic weight. The elements of the chromium group are only fusible at very high temperatures, and are only reduced from their oxides with great difficulty.

The metals unite with the elements of the oxygen group to form oxides, sulphides, selenides and tellurides; and the present series of compounds thus formed present strong analogies among themselves, as has already been seen in the description of the compounds of the metals of the previous

groups. The analogy which exists between the "oxy-salts" obtained by the union of a basic and acidic oxide, and the "thio-salts" formed in a similar manner from the acidic and basic sulphides, has also been frequently alluded to.

The most characteristic compounds formed by these elements (with, of course, the exception of oxygen) are the trioxides and their numerous derivatives. All of these behave as acid-forming oxides, and give rise to well-defined series of compounds having the general formula, $M^i R^{vi} O_4$, in which M^i represents hydrogen, or a monovalent metal, and R^{vi} an element of the group under consideration. These possess strongly marked analogies with each other, and the salts of the same metal are as a rule isomorphous. These oxides also form salts containing from two to eight equivalents of the acidic oxide to one of basic oxide, such as the disulphates $M^i_2 O_2 SO_3$, and dichromates, $M^i_2 O_2 CrO_3$, the trichromates, $M^i_2 O_2 3CrO_3$, the octotungstates, $M^i_2 O_2 8WO_3$, &c.

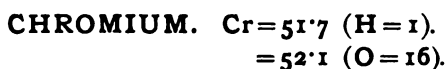
The constitution of the normal acids corresponding to the trioxides is represented by the formula $O_2 R^{vi} \begin{matrix} \text{OH} \\ \diagdown \\ \text{OH} \end{matrix}$, and the hydroxyl groups in these acids may be replaced by negative radicals such as the halogens. The compounds thus formed from the elements of lower atomic weight, such as sulphur and chromium, are acidic chlorides, and are at once decomposed by water with formation of the acid; but as the atomic weight of the element increases, the basicity of the radical $R^{vi} O_2$ also increases, and the compounds become more stable, until in the case of uranium, the compounds formed by negative radicals with the group UO_2 constitute the most stable series of salts of that metal.

The elements of this group also form other oxides containing a less amount of oxygen than the trioxide; in the case of sulphur, selenium, and tellurium, these oxides (RO_2) are acidic or neutral, whilst with the metals of the chromium group (RO , R_2O_3 and RO_2) they are usually basic, and give rise to series of salts which often have strong reducing properties, owing to their tendency to unite with oxygen, forming derivatives of the trioxide.

The elements of sub-group (a) combine with hydrogen and the alkyl radicals forming volatile compounds, but no similar derivatives have been obtained from the elements of sub-group (b).

Oxygen is divalent in almost all of its compounds, but possibly sometimes acts as a tetrad. The remaining elements are, as stated above, hexavalent in their most characteristic oxygen compounds, but the valency in their other compounds, especially with the halogens, varies very considerably; the elements sulphur, selenium, and tellurium are always divalent towards hydrogen and the alkyl radicals, and usually either di-, tetra- or hexavalent in their other compounds, but no such regularity is observed in sub-group (b).

The compounds of oxygen, sulphur, selenium and tellurium have already been described in Vol. I.



467 In 1762 Lehmann, in a letter to Buffon, "de nova mineræ plumbi specie crystalline rubra," described a new mineral from Siberia, now termed crocoisite or lead chromate. Vauquelin and Macquart investigated the composition of this mineral in 1789, and came to the conclusion that it contained lead, iron, alumina, and a large quantity of oxygen. However, when the former chemist re-investigated the subject in 1797, he found that the lead present was combined with a peculiar acid, which he recognised as the oxide of a new metal. To this the name of *chromium* was given, because its compounds are usually coloured (from *χρῶμα*, colour). The discovery of this new metal in crocoisite was also made simultaneously and independently by Klaproth.

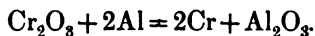
Chromium is not a very common substance, and does not occur in the free state. It is found in several other minerals besides crocoisite or lead chromate, PbCrO_4 , especially as chrome-ironstone or chromite, $\text{FeO, Cr}_2\text{O}_3$, a mineral which is the chief ore of chromium and is the one usually employed for the manufacture of the chromium compounds. Chromium also forms the colouring matter of several minerals; thus the green colour of emerald, as was shown by Vauquelin, is due to chromium; whilst serpentine, pennine, chromic mica or fuchsite, possibly sapphire,¹ and other minerals owe their colour to the same metal.

Metallic chromium is obtained by the reduction of the oxide

¹ Duboin, *Ber.* 1898, 31, 1977.

or chloride; thus Deville obtained it by strongly heating the oxide with sugar charcoal in a lime crucible,¹ and Wöhler by heating chromic chloride with zinc under a layer of sodium chloride, and treating the alloy of zinc and chromium thus obtained with nitric acid;² it then forms a grey powder consisting of minute octahedra.³ Jäger and Krüss obtained the pure metal by this process in tin-white rhombohedra.⁴ Magnesium and sodium have also been employed in place of metallic zinc, the first of these being specially suitable for a laboratory preparation. Another method of preparation is that of Moissan,⁵ which consists in heating a mixture of chromium sesquioxide and carbon in the electric furnace; the first product contains large quantities of carbon, which is removed by first heating strongly with lime, when the greater part of the carbon is converted into calcium carbide, and then eliminating the remainder by fusing the purified product in a crucible brasqued with the double oxide of calcium and chromium.

Metallic chromium is easily prepared from chromic oxide by the "thermite" process (p. 706), which consists in mixing finely-divided aluminium with chromic oxide in equivalent proportions and igniting the mixture.⁶ The following reaction takes place:



When once started the reduction proceeds rapidly with great evolution of heat, and produces a fused mass of metallic chromium of considerable purity. This is shown by the following analysis:⁷

Cr 99.55, Fe 0.14, Si 0.31.

Large quantities of chromium are now used in the form of ferro-chrome, manufactured by the reduction of chromite in the electric furnace or by means of aluminium; these ferro-chromes generally contain between 60 and 70 per cent. of chromium. Chromium has also been prepared by the electrolysis of a warm solution of chromic chloride or of a cold solution

¹ *Compt. Rend.* 1857, **44**, 673.

² *Annalen*, 1859, **111**, 230.

³ Prinz, *Compt. Rend.* 1893, **116**, 392.

⁴ *Ber.* 1889, **22**, 2052.

⁵ *Compt. Rend.* 1893, **116**, 349; 1894, **119**, 185; *Ann. Chim. Phys.* 1896, [7], **8**, 559.

⁶ *J. Soc. Chem. Ind.* 1898, **17**, 543.

⁷ *J. Iron and Steel Inst.* 1902, **1**, 185.

acidified with hydrochloric acid, and is thus obtained as a bright silver-white deposit.¹

Pure chromium is somewhat harder than glass, and has a melting point considerably higher than that of platinum, whilst if it contains 1.5—3 per cent. of carbon it melts at a lower temperature, but can only be cut by the diamond. It may be distilled in the electric furnace.² The polished metal resembles iron, but is brighter and has a somewhat whiter colour: it has a specific gravity of 6.92 at 20°, a specific heat of 0.1216, and burns when heated in the oxy-hydrogen flame more brilliantly than iron. It is attacked slowly in the cold and rapidly on heating by dilute hydrochloric acid, and also dissolves slowly in dilute sulphuric and nitric acids. With concentrated sulphuric acid it evolves sulphur dioxide, with formation of a deep-coloured solution, but it is unaffected by hot concentrated nitric acid. Chromium, like iron, has been found to exist in a "passive" state.³

468 Chromium Amalgams.—When a strong hydrochloric acid solution of chromic chloride is electrolysed with a powerful current using a mercury cathode and a platinum anode, a solid chromium amalgam is obtained, having the composition Hg_3Cr . Under a pressure of 200 kilos. to the square cm. this loses mercury, yielding an amalgam of the composition HgCr . When either of these amalgams is heated in a vacuum at 300°, the whole of the mercury is driven off, leaving the chromium as a powder, which is pyrophoric at the ordinary temperature, and also combines with nitrogen on heating.⁴

COMPOUNDS OF CHROMIUM.

CHROMIUM AND OXYGEN.

469 Chromium combines with oxygen to form the well-defined oxides, chromium sesquioxide, Cr_2O_3 , and chromium trioxide, CrO_3 . The former is a basic oxide, corresponding to

¹ Cowper-Coles, *Chem. News*, 1900, **81**, 16; Férée, *Bull. Soc. Chim.* 1901, [3], **25**, 617; Carveth and Molt, *J. Physical Chem.* 1905, **9**, 231, 353.

² Moissan, *Compt. Rend.* 1906, **142**, 425.

³ Hittorf, *Zeit. physikal. Chem.* 1898, **25**, 729; 1899, **30**, 481; Ostwald, *Zeit. physikal. Chem.* 1900, **35**, 33, 204; Morgan and Duff, *J. Amer. Chem. Soc.* 1900, **22**, 331; Brauer, *Zeit. physikal. Chem.* 1901, **38**, 441; Döring, *J. pr. Chem.* 1902, [2], **66**, 65; Bernoulli, *Physikal. Zeit.* 1904, **5**, 632.

⁴ Férée, *Compt. Rend.* 1895, **121**, 822.

the chief series of chromium salts, in which the metal is trivalent; whilst the latter is an acidic oxide, which combines with water to form chromic acid, H_2CrO_4 , the salts of which resemble the corresponding sulphates, selenates and tellurates, and are frequently isomorphous with them.

In addition to these chromium monoxide, CrO , and the corresponding hydroxide have been prepared, and the latter yields with acids the *chromous* salts, in which the metal is divalent. A number of other oxides have been described which may be regarded as formed by the combination of one or other of the basic oxides with the acidic trioxide; the best defined of these is that frequently termed chromium dioxide, which has really the constitution $\text{Cr}_2\text{O}_3 \cdot \text{CrO}_3 = 3\text{CrO}_2$, and will be described with the other chromates.

Chromium Monoxide, CrO .—An oxide of this composition is obtained as a black powder by the oxidation of chromium amalgam by exposure to air. When heated in air or when struck with a hammer it inflames and burns to the sesquioxide. It is insoluble in nitric acid, but dissolves in hydrochloric acid with liberation of hydrogen and formation of chromous and chromic chlorides.¹

Chromous Hydroxide, $\text{Cr}(\text{OH})_2$, is formed by the action of aqueous potash freed from air on chromous chloride solution, as a brownish yellow precipitate, which is readily oxidised with evolution of hydrogen, and on drying in absence of air has a dark brown colour. On ignition it yields water, hydrogen and chromium sesquioxide:



Chromium Sesquioxide, or *Chromic Oxide*, Cr_2O_3 , occurs in the hydrated form as chrome ochre, and is obtained artificially as a dull green amorphous powder by igniting the hydroxide, or by heating a mixture of potassium dichromate with sulphur or sal-ammoniac and lixiviating the residue. The colour of the oxide prepared by gently igniting mercurous chromate, Hg_2CrO_4 , in a covered crucible is a very fine green. It melts at the temperature of the oxy-hydrogen blowpipe, solidifying to a crystalline almost black mass. Chromic oxide is also obtained in the crystalline state by fusing the amorphous substance with calcium carbonate and boron trioxide, or by ignition in a stream of oxygen. Wöhler's² method of preparing crystalline chromic oxide consists

¹ Féréé, *Bull. Soc. Chim.* 1901, [3], 25, 619.

² *Annales*, 1846, 60, 203.

passing the vapour of chromyl chloride, CrO_2Cl_2 , through a hot tube, when chromic oxide is deposited in dark-green, lustrous, very hard, hexagonal crystals, which have a specific gravity of 5.21. Another method consists in heating potassium chromate either alone or better mixed with common salt; the ignited mass is dissolved in water, when chromic oxide remains as bright iridescent spangles, which have a specific gravity 5.01.¹

The strongly ignited oxide is almost insoluble in acids, and in order to bring it into solution it must either be heated for a long time with strong sulphuric acid or fused with acid potassium sulphate. Chromic oxide is used in the preparation of coloured glass, enamels, and porcelain, imparting to them a green tint. It is also used in ordinary painting, forming one of the most permanent greens, known as chrome-green.

Chromic Hydroxides.—Several modifications of chromic hydroxide are known; the first, which reacts directly with three equivalents of acid forming the normal chromic salts, is obtained by the action of alkalis on cold solutions of violet chromic salts, and has probably the constitution $\text{Cr}(\text{OH})_3$. It is best prepared by adding ammonia to a solution of a violet chromic salt free from alkali, and forms a pale blue precipitate, which after drying over sulphuric acid has the composition $\text{Cr}(\text{OH})_3 \cdot 2\text{H}_2\text{O}$. When heated in a current of hydrogen at 100° it yields the hydroxide $\text{CrO}(\text{OH})$, which occurs mixed with clay as chrome ochre or wolchonskoïte; at a red heat this commences to glow strongly and passes into chromic oxide. A hydroxide of this composition, or $\text{Cr}_2\text{O}_3 \cdot \text{H}_2\text{O}$, has also been obtained as a brown substance by the electrolysis of neutral solutions of chromic chloride.² Another hydroxide, which has probably the constitution $\text{Cr}_2\text{O}(\text{OH})_4$, is obtained by dissolving the first named hydroxide in caustic soda and reprecipitating with hydrochloric acid, and is also formed by the action of alkalis on the green chromic salts of oxy-acids (p. 1022); when treated with acids it only reacts with two equivalents of the latter, and adding the above green salts, which, however, on standing with acids gradually combine with it, forming the normal violet salts. Another hydroxide which also reacts with only two equivalents of acid is formed, according to Recoura, by the action of alkalis

Schröder, *Pogg. Ann.* 1859, **106**, 226; **107**, 113; see also Ditte, *Compt. Rend.* 1902, **134**, 336.

Férée, *Bull. Soc. Chim.* 1901 [3], **25**, 620.

on the chromic oxychloride obtained by oxidation of chromous chloride solution. It differs from the foregoing in the amount of heat evolved by the action of two equivalents of acid.¹

Guignet's Green is obtained by fusing together potassium dichromate and crystallised boric acid in equal molecular proportions and lixiviating the fused mass with water. The residue after grinding is a fine green powder, and is largely used as a pigment. It is usually described as having the composition $\text{Cr}_2\text{O}(\text{OH})_4$, but it always contains boric acid, and may possibly have the composition $3\text{Cr}_2\text{O}_3, \text{B}_2\text{O}_3, 4\text{H}_2\text{O}$.

Colloidal Chromic Hydroxide.—Freshly precipitated and washed chromic hydroxide dissolves in chromic chloride, and on dialysing this solution Graham obtained a liquid containing 33 molecules of Cr_2O_3 to one of HCl . The dark green solution does not undergo change on boiling or dilution, but at once coagulates on addition of the smallest quantity of a salt.² The precipitated colloid has no constant composition between 15° and 280° .³

Chromites.—Like alumina, chromic oxide acts as an acidic oxide towards strong bases, yielding salts termed the chromites. Thus a green compound of chromic oxide with an alkali is thrown down on the addition of potash or soda to a solution of a chromic salt, and the alkali cannot be removed even by boiling water. This precipitate is, however, easily soluble in an excess of the precipitant, but can be again thrown down either by partial neutralisation with acids or by boiling the solution. When caustic soda is added to a solution of a chromic salt and a salt of magnesium, a precipitate is obtained of a compound of magnesium and chromic oxide which does not dissolve in an excess of alkali.

The chromites may also be obtained by the action of boiling aqueous alkalis on the corresponding sulphochromites (p. 1024).

Zinc Chromite, ZnCr_2O_4 , is obtained by fusing the two oxides with boron trioxide at a white heat, when blackish-green octahedra having a specific gravity of 5.309 are obtained.

Manganese Chromite, MnCr_2O_4 , is obtained in a similar way, and forms very hard iron-grey octahedra, which have a specific gravity of 4.87.

Ferrous Chromite, FeCr_2O_4 .—This occurs in nature as chromite

¹ *Ann. Chim. Phys.* 1887 [6], 10, 60.

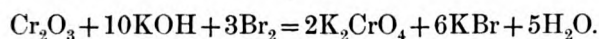
² Graham, *Phil. Trans.* 1861, 183.

³ van Bemmelen, *Rec. Trav. Chim.* 1887, 7, 114.

chrome-iron-ore. It is rarely found crystallised in regular polyhedra, generally occurring massive, with a granular crystalline fracture. Alumina and magnesia occur frequently as amorphous constituents, and in some cases chromite contains more iron than corresponds to the above formula, the composition approximating to $\text{Fe}_2\text{Cr}_2\text{O}_5, \text{Fe}_3\text{Cr}_4\text{O}_9$.¹ Chrome-iron ore is found in the Shetland Islands, Norway, the United States, Hungary, Greece, Asia Minor, in the Urals, and in New Caledonia.

CHROMIUM TRIOXIDE, CHROMIC ACID, AND THE CHROMATES.

170 When chromic oxide is heated to redness with an alkali in the presence of air or with addition of an oxidising agent such as potassium chlorate, &c., a yellow soluble mass is obtained, consisting of an alkali chromate. The chromates are also formed when an alkaline solution of chromic oxide is treated with lead peroxide, potassium permanganate, chlorine, bromine, perchlorites or other oxidising agents:



The chromates usually possess a yellow, yellowish-red, or red colour. Besides the normal salts we are acquainted with basic salts, but not with any acid salts. The salts frequently termed acid salts are dichromates corresponding to the disulphates, and the salts of dichromic acid, $\text{H}_2\text{Cr}_2\text{O}_7$ (p. 1003). Of these the most important is common red potassium dichromate, $\text{K}_2\text{Cr}_2\text{O}_7 = \text{K}_2\text{CrO}_4 \cdot \text{CrO}_3$. We are also acquainted with trichromates and other polychromates.

Chromium Trioxide or *Chromic Anhydride*, CrO_3 .—This compound is formed by the action of strong sulphuric acid on solutions of the chromates. According to Zettnow² the best yield is obtained when 300 grams of potassium dichromate are mixed with 100 cc. of water, 420 cc. of concentrated sulphuric acid added, the mixture allowed to stand for twelve hours in order that the acid potassium sulphate may crystallise out. The mother-liquor is then heated to from 80° to 90° , and 150 c.c. of sulphuric acid added together with enough water to dissolve the crystals of trioxide which at first separate out. After standing for twelve hours the liquid is poured off from

¹ Christomanos, *Ber.* 1877, 10, 343.

² *Pogg. Ann.* 1871, 143, 471.

the crystals which have separated, and a second and a third crop may be obtained by concentration. The liquid is drained off from the crystals, and these are then washed on a pumice-stone or asbestos filter by the aid of a filter pump with pure nitric acid, having a specific gravity of 1.46, the adhering nitric acid being removed by passing a current of dry air over the crystals heated in a tube from 60° to 80°.¹

Chromium trioxide may also be obtained by the action of an excess of nitric acid of sp. gr. 1.38 on barium chromate, the barium nitrate being separated by crystallisation.²

Chromium trioxide exists either as a red woolly mass or as long scarlet rhombic prisms having a strong lustre, has a specific gravity of 2.78, and melts at 193° to a dark red liquid, which solidifies to a reddish-black crystalline mass, having a metallic appearance. At 250° it is resolved into oxygen and the sesquioxide.

Chromium trioxide is easily converted into chromic oxide by reducing agents, such as sulphur dioxide, hydrogen sulphide, stannous chloride, arsenious oxide, ferrous salts, zinc, &c., and many organic compounds also act in the same way. Thus if strong alcohol be dropped on to the dry trioxide reduction takes place with incandescence, and if the trioxide be previously mixed with a little powdered camphor, the chromic oxide formed assumes the appearance of a green mossy vegetation. Paper, sugar, oxalic acid, &c., also reduce the solution of the trioxide, especially on warming. When the trioxide is heated with hydrochloric acid, chlorine is liberated, and when heated with sulphuric acid it decomposes with evolution of oxygen. The aqueous solution of chromium trioxide as well as its solution in glacial acetic acid is often used in organic chemistry as an oxidising agent. Still more commonly a mixture of potassium dichromate and dilute sulphuric acid is employed for this purpose, in which case chrome-alum is obtained as a by-product. Chromium trioxide dissolves without alteration in cold dilute alcohol and in pure ether, and it is also soluble in concentrated sulphuric acid, but not in an acid containing from 16 to 17 per cent. of water. It deliquesces on exposure to air, forming a brown solution which on dilution with water becomes of a yellowish-red colour. This dyes the skin as well as silk and wool a yellow colour, and possesses an acid and astringent taste.

¹ Bunsen, *Annalen*, 1868, **148**, 290.

² Duvillier, *Compt. Rend.* 1867, **65**, 711.

Chromic Acid, H_2CrO_4 , is obtained by warming the trioxide some time with a quantity of water insufficient for its complete solution, and decanting the clear liquid. The acid separates out on cooling in rose-red crystals which are stable to sulphuric acid but readily yield the trioxide and water on warming.¹ From the high conductivity of the solutions of chromic acid Ostwald concludes that the dissolved acid is present as dichromic acid, $H_2Cr_2O_7$.²

Chromic acid in its chemical properties resembles sulphuric acid, and the normal salts are usually isomorphous with the corresponding sulphates. The constitution of chromic acid is represented by the formula $CrO_2(OH)_2$, and the hydroxyl groups may be replaced by halogens and other radicals, such as the amino-group, giving rise to substances analogous to those derived in a similar manner from sulphuric acid. In the same way dichromic acid and the dichromates correspond to disulphuric acid and the disulphates; thus the former have the constitution represented by the formula $(OH)CrO_2 \cdot O \cdot CrO_2(OH)$, and the hydroxyl groups in these compounds may also be replaced by other simple or compound radicals. In addition, there are also known containing three and four molecules of chromium trioxide to one molecule of basic oxide, which are known as the *trichromates* and *tetrachromates*, and whose constitution is represented by the formulæ, $(M'O) \cdot CrO_2 \cdot O \cdot CrO_2 \cdot CrO_2(OM')$, and $(M'O) \cdot CrO_2 \cdot O \cdot CrO_2 \cdot O \cdot CrO_2 \cdot O \cdot CrO_2(OM')$.

Normal Potassium Chromate, K_2CrO_4 , is obtained by the addition of potash to a solution of the dichromate. On evaporating the solution yellow rhombic pyramids crystallise which are isomorphous with potassium sulphate, and crystallise with the latter salt in all proportions. It has a specific gravity of 2.71 at 3.9°, and does not undergo alteration in the air. On heating, it becomes red-coloured and melts at a high temperature without decomposition, solidifying on cooling to a crystalline mass. It dissolves in water with a yellow colour which is perceptible even when very small quantities of the substance are present, one part of the salt imparting a distinct yellow tint to 400,000 parts of water. One hundred parts of water dissolve:³

At	0°	30°	60°	105.8°
K_2CrO_4	54.57	65.13	74.60	88.8 parts.

¹ Moissan, *Compt. Rend.* 1884, **98**, 1581. ² *Zeit. physikal. Chem.* 1888, **2**, 78. ³ Koppell and Blumenthal, *Zeit. anorg. Chem.* 1907, **53**, 262.

The saturated solution boils at 105.8° . The salt has a bitter cooling taste and an alkaline reaction. On evaporating its solution red crystals of the dichromate are first deposited and afterwards the yellow crystals of the neutral salt. It is decomposed by all acids, even by carbonic acid with formation of the dichromate. It is insoluble in alcohol.

Potassium Dichromate, or *Bichromate of Potash*, $K_2Cr_2O_7$, serves as the starting point for the preparation of almost all the other chromium compounds, and is prepared on the large scale from chrome-iron ore.

Up to the year 1820 potassium dichromate was used only for the purpose of making chrome-yellow, and was prepared by the calcination of chrome-iron ore with costly saltpetre. In the above year Köchlin introduced potassium dichromate into the process of Turkey-red dyeing, and it was soon employed for a variety of other purposes, especially in wool-dyeing. In its preparation potashes were employed instead of saltpetre, and the chrome-iron stone was oxidised in reverberatory furnaces by means of atmospheric oxygen. An important improvement was made in the process by Stromeyer by the introduction of a certain quantity of lime together with the potash. Not only was a saving of alkali thus effected, but the oxidation was rendered easier, inasmuch as the whole mass did not fuse, and therefore remained porous and more capable of absorbing the atmospheric oxygen. The chrome-iron ore is first roasted and $4\frac{1}{2}$ parts of the finely ground ore mixed with $2\frac{1}{4}$ parts of potassium carbonate and 7 parts of lime. This mass after drying at 150° is heated to bright redness with an oxidising flame, the whole being constantly stirred. At the end of the operation the charge is withdrawn from the furnace, and, after cooling, is lixiviated with the minimum amount of hot water. If calcium chromate be found in solution a hot saturated solution of potassium sulphate is added, when the calcium is thrown down as sulphate and potassium chromate remains in solution. The liquor is next treated with the requisite quantity of sulphuric acid, diluted with twice its volume of water, to convert the chromate into dichromate, and then allowed to cool. The solution of chromate saturated at 16° contains nearly 1 part of salt to 2 parts of water, whilst the dichromate requires 10 parts of water for its solution; hence when the saturated solution of chromate is converted into dichromate, a precipitate of about three-quarters of the dichromate will be

ned on cooling. The precipitate is collected and then crystallised. The mother-liquor, which contains potassium phosphate, is used for the lixiviation of another portion of the dried mass.

This salt may also be prepared by electrolysing a solution of potassic potash using an anode of ferrochrome and a cathode of cuprous copper oxide.¹

Potassium dichromate crystallises in splendid garnet-red tables or prisms belonging to the triclinic system, having a specific gravity of 2.692 at 3.9°. It melts below a red-heat, forming a transparent red liquid, which when slowly cooled solidifies in crystals which have the same form as those deposited from an aqueous solution. It decomposes at a white heat into oxygen, chromic oxide, and the normal salt. One hundred parts of water dissolve : ²

At	0°	30°	60°	104.8°
K ₂ Cr ₂ O ₇	4.64	18.13	45.44	108.2 parts.

The saturated solution boils at 104.8°. Potassium dichromate gives on an acid reaction, a cooling bitter metallic taste, and is insoluble in alcohol; it acts as a powerful poison, probably on account of its oxidising properties. The commercial salt is usually almost chemically pure, and is employed for the preparation of the other chromium compounds, as a reagent, and as an oxidising agent, as well as being largely used in dyeing and calico-printing.

A film of organic matter saturated with a solution of potassium dichromate acquires a dark colour on exposure to light, owing to a reduction to chromic oxide taking place, and a solution of this substance in gelatine is used as a sensitive medium in the Autotype and other similar *photographic printing* processes. These processes depend not merely upon the oxidation of the dichromate, but also upon the fact that the reduction renders the gelatine insoluble in, and non-absorbent of, water, so that those portions of the gelatine-film which have been acted upon by the light remain unchanged when the film is immersed in hot water, while those parts which have been protected from the action of the light dissolve away entirely. A film is thus obtained in which the various shades of the original negative are represented by deposits of

¹ Lorenz, *Zeit. anorg. Chem.* 1896, **12**, 396.

² Koppel and Blumenthal, *Zeit. anorg. Chem.* 1907, **53**, 262.

varying thickness of the insoluble gelatine, which can be coloured with any desired pigment, and in this way the red- or blue-chalk drawings of the old masters can be produced in exact fac-simile.¹

Potassium dichromate forms a double salt with mercuric chloride, $K_2Cr_2O_7 \cdot HgCl_2$, which separates out in red well-developed rhombic crystals.

Potassium Trichromate, $K_2Cr_3O_{10}$, is formed by the action of chromic acid solution on the dichromate, but is best prepared by boiling the dichromate with nitric acid of specific gravity 1.19; on cooling potassium nitrate first separates almost completely, and the decanted liquor then deposits the trichromate in deep-red monoclinic prisms, having a specific gravity of 2.648. It is decomposed by hot water into chromic acid and the dichromate, and cannot therefore be recrystallised in this manner.²

Potassium Tetrachromate, $K_2Cr_4O_{13}$, is obtained by heating the dichromate with nitric acid of specific gravity 1.41, and separates out on cooling in brownish-red crusts consisting of small rhombic plates. It has a specific gravity of 2.649, and, like the trichromate, is decomposed by water into chromic acid and the dichromate. The compound described by Darmstädter as potassium nitrochromate is identical with the tetrachromate.³

Normal Sodium Chromate, $Na_2CrO_4 \cdot 10H_2O$.—This is obtained by fusing chromic oxide and sodium nitrate together, and evaporating the solution at a low temperature, or by allowing a solution of potassium chromate saturated with soda to evaporate at 0°. The salt is deposited in deliquescent transparent yellow prisms, isomorphous with Glauber's salt. When the solution is heated to above 30° the anhydrous salt separates out. It has an alkaline reaction, and a bitter metallic taste. Hydrates containing $4H_2O$ and $6H_2O$ have also been obtained.⁴

Sodium Dichromate, $Na_2Cr_2O_7 \cdot 2H_2O$, crystallises in thin triclinic yellowish-red deliquescent prisms. This salt is now manufactured on a large scale, and is much more soluble than the potassium salt.

¹ For a full and interesting description of these processes, see Abney's *Treatise on Photography*. (Longmans.)

² Jäger and Krüss, *Ber.* 1889, **22**, 2038.

³ Wyruboff, *Bull. Soc. Chim.* 1881 [2], **35**, 162.

⁴ Salkowski, *Ber.* 1901, **34**, 1947.

Ammonium Chromate, $(\text{NH}_4)_2\text{CrO}_4$.—This salt can only be obtained pure from solutions containing excess of ammonia, as it readily loses the latter, forming the dichromate. It is obtained in golden yellow monoclinic needles, by gently heating pure chromium trioxide with a quantity of ammonia of specific gravity 0.90, which is just sufficient to dissolve the chromate formed, and cooling the solution in a freezing mixture. The *dichromate*, $(\text{NH}_4)_2\text{Cr}_2\text{O}_7$, is readily obtained by heating the requisite quantity of chromium trioxide to ammonia, which separates out on evaporation in orange-red monoclinic crystals, having a specific gravity of 2.367. These are stable in air, but decompose on ignition into nitrogen, water, a spongy leaf-like mass of chromium sesquioxide and generally a little ammonia. This salt forms a number of crystalline double salts with mercuric chloride.¹ The *trichromate* and *tetrachromate* have also been prepared.

Most of the other metals form chromates or basic chromates, which are for the most part coloured substances insoluble in water, many of which are largely used as pigments. The most important of these are the following:

Copper Chromates.—*Copper Dichromate*, $\text{CuCr}_2\text{O}_7 \cdot 2\text{H}_2\text{O}$, is obtained by the action of concentrated chromic acid solution on copper hydroxide. It forms blackish-brown deliquescent crystals. The solution when boiled deposits the basic salt $\text{CuCrO}_6 \cdot 2\text{H}_2\text{O}$ as a brown precipitate, which is also obtained on boiling solutions of normal potassium chromate and copper sulphate. Cold solutions, on the other hand, deposit the double salt $\text{K}_2\text{CrO}_4 \cdot \text{Cu}_3\text{Cr}_2\text{O}_9 \cdot 2\text{H}_2\text{O}$, which is obtained by the action of potassium dichromate solution on freshly precipitated copper hydroxide in pale-brown microscopic six-sided tablets. The mineral vauquelinite, $(\text{Cu,Pb})_3\text{Cr}_2\text{O}_9$, occurs in small glistening monoclinic crystals or earthy masses, together with crocoisite.

Silver Chromate, Ag_2CrO_4 , is obtained as a brick red amorphous precipitate when a solution of potassium chromate is added into excess of a concentrated solution of silver nitrate either cold or hot.² It is formed when silver dichromate is heated for a long time with water as a deep green crystalline powder, which is insoluble in water, but dissolves with some difficulty in sulphuric acid, nitric acid and ammonia. The

¹ Jäger and Krüss, *Ber.* 1889, 22, 2047.

² Autenrieth, *Ber.* 1902, 35, 2057.

solution obtained by dissolving it in as small a quantity as possible of warm ammonia of specific gravity 0.94 deposits ammonio-silver chromate, $\text{Ag}_2\text{CrO}_4 \cdot 4\text{NH}_3$, on cooling in long yellow needles belonging to the tetragonal system.¹

The red chromate may be converted into the green form by heating in an atmosphere of carbon dioxide (Autenrieth).

Silver Dichromate, $\text{Ag}_2\text{Cr}_2\text{O}_7$, is obtained by the action of potassium dichromate on silver nitrate in acid solution; it forms small red triclinic crystals, which are decomposed by boiling water into chromic acid and the normal chromate. It may also be obtained by warming silver chromate with dilute nitric acid.²

Barium Chromate, BaCrO_4 , is an insoluble yellow precipitate, having a specific gravity of 3.9. It is insoluble in acetic, but easily soluble in nitric, hydrochloric, and aqueous chromic acids. From the last solvent the salt $\text{BaCr}_2\text{O}_7 \cdot 2\text{H}_2\text{O}$ may be obtained in yellow stellar needles, which are decomposed by water with separation of the normal salt. Barium chromate is used as a pigment under the name of *yellow ultramarine* or *lemon yellow*.

Zinc Chromates.—Potassium chromate gives with zinc sulphate a yellow precipitate of basic zinc chromate, $\text{Zn}_2(\text{OH})_2\text{CrO}_4 \cdot \text{H}_2\text{O}$. A similar compound, $2\text{Zn}_2(\text{OH})_2\text{CrO}_4 \cdot \text{H}_2\text{O}$, is formed when zinc carbonate is heated with a solution of chromic acid.

If zinc oxide or a zinc salt be boiled with potassium dichromate the yellow insoluble compound, $\text{Zn}_4(\text{OH})_6\text{CrO}_4$, is precipitated.

The chromate obtained by the addition of a hot neutral solution of zinc sulphate to potassium chromate forms a stable yellow pigment sold under the name of *Zinc yellow* or *Buttercup yellow*.

Lead Chromate, PbCrO_4 , occurs as crocoisite in translucent yellow monoclinic prisms, having a specific gravity of 5.9 to 6.1. The mineral is found in Siberia, in the Urals, Brazil, Hungary, and the Philippine islands. Crystals having a specific gravity of 6.118 are artificially obtained when lead chloride is strongly heated with potassium chromate, as well as when solutions of lead acetate and normal potassium chromate are allowed slowly to diffuse into one another.³ A bright yellow

¹ Muthmann, *Ber.* 1889, 22, 2051.

Autenrieth, *Ber.* 1902, 35, 2059.

³ Drevermann, *Annalen*, 1853, 87, 121.

precipitate of the normal chromate is obtained when a solution of a lead salt is precipitated with potassium dichromate. This is known under the name of *chrome yellow*, *Paris yellow*, or *Leipsic yellow*, and is largely used as a pigment. It is insoluble in water, but is readily dissolved by nitric acid and caustic potash. When strongly heated it fuses to a brown liquid, which on cooling solidifies to a crystalline mass. As lead chromate at a high heat oxidises all organic substances, it is frequently employed in organic analysis, especially in the case of bodies which contain chlorine, sulphur, &c. The chrome yellow of commerce often contains admixtures, especially lead sulphate. It, however, is not always to be considered as an adulteration, as it is used for the preparation of a light shade. This is termed *Cologne yellow*, and is obtained by the precipitation of a mixture of the nitrates of lead and calcium with a solution of sodium sulphate and potassium chromate, or more generally by heating lead sulphate with a solution of potassium chromate.

Calico is printed or dyed with chrome yellow, by first saturating the cloth with a solution of lead salt, and afterwards steeping it in one of potassium chromate.

Basic Lead Chromate, Pb_2CrO_5 , occurs in commerce as *chrome red*, and is obtained as a fine red powder by digesting chrome yellow with cold caustic soda, boiling it with a solution of normal potassium chromate, or fusing it with nitre. Another basic salt, $Pb_3Cr_2O_9$, occurs as the mineral *phœnicite* in yellowish-red crystals, having a specific gravity of 5.75. It may be artificially prepared together with the normal chromate by allowing solutions of lead nitrate and potassium chromate to diffuse into one another, when it separates in dark-red tablets.

By making a suitable mixture of chrome yellow and chrome red, or by modifying the process of manufacture so as to obtain a mixture of these, pigments of any shade between the two may be obtained. These are known commercially as *chrome orange*.

Bismuth Chromate.—When normal potassium chromate is added to a solution of bismuth nitrate a lemon-yellow finely crystalline precipitate is thrown down, having the composition $Cr_2O_3 \cdot 2(BiO)_2CrO_4 \cdot Bi_2O_3$. This compound does not melt and is not decomposed on heating. When treated with a quantity of nitric acid insufficient to dissolve it, it is converted

into $\text{Bi}_2\text{Cr}_2\text{O}_9 = (\text{BiO})_2\text{Cr}_2\text{O}_7$; and this salt is also obtained by adding a solution of bismuth nitrate, as nearly as possible neutral, to an excess of a solution of potassium dichromate. It is an orange-yellow crystalline powder which decomposes on ignition and becomes of a dark-green colour. If a few drops of nitric acid be added to the liquid after precipitation and the whole boiled for a few hours, a cinnabar-red crystalline salt, $(\text{BiO})_2\text{CrO}_4$, is thrown down, which on boiling with moderately strong nitric acid partially dissolves and is partially converted into ruby-red crystals having the formula $\text{Bi}_2\text{Cr}_4\text{O}_{15}, \text{H}_2\text{O}$.¹ Other polychromates of bismuth have been prepared.²

Chromic Chromate, $\text{Cr}_2\text{O}_3, \text{CrO}_3 = 3\text{CrO}_2$ —This compound, also known as *chromium dioxide*, is formed when chromic nitrate is gently heated. It is likewise prepared by the partial reduction of the trioxide, and by the precipitation of a chromic salt with a soluble chromate. The brown powder thus obtained is easily soluble in acids. Alkalis precipitate chromic hydroxide from its solution, whilst a chromate remains in the liquid. If chromic chromate be washed for some time with water, it is decomposed into soluble trioxide and insoluble sesquioxide. When nitric oxide is passed into a tolerably concentrated solution of potassium dichromate, chromic chromate is obtained as a dark-brown precipitate, which dries at 250° to form a black hygroscopic powder, and this, when heated in a current of hydrochloric acid, yields chromic oxide, water, and chlorine.

A hygroscopic black powder has also been obtained by Manchot and Kraus³ by heating chromic hydroxide in a current of oxygen. This contains a little water which it gives off at a red-heat along with some of its oxygen, chromic oxide, Cr_2O_3 , being left. When washed with water no chromium trioxide is obtained, and these investigators therefore consider it to be a dioxide, CrO_2 , and not chromic chromate.

When the vapour of chromic chloride is passed through a red-hot tube, violet translucent prisms, having the composition $\text{Cr}_2\text{O}_5 = 2\text{Cr}_2\text{O}_3, \text{CrO}_3$, are obtained. These are magnetic, and on ignition are gradually converted into chromic oxide.⁴

¹ Muir, *Journ. Chem. Soc.* 1876, ii. 12.

² *Journ. Chem. Soc.* 1877, i. 24, 645.

³ *Ber.* 1906, 39, 1352; see also Meerburg, *Zeit. anorg. Chem.* 1907, 54, 31.

⁴ Geuther, *Annalen*, 1861, 118, 61.

A number of crystalline double chromates have been described which have the general formula $M'_2M''(CrO_4)_2, 6H_2O$, where $M' = K, Rb, NH_4, \text{ or } Cs$, and $M'' = Ni, Mg, \text{ or } Cd$, as well as ammoniacal double chromates of the formula $M'_2M''(CrO_4)_2, 2NH_3$, where $M' = K \text{ or } NH_4$, and $M'' = Cu, Zn, Cd, Ni, \text{ or } Co$.¹

HALOGEN AND AMIDO-DERIVATIVES OF CHROMIC ACID.

472 Chromyl Fluoride, CrO_2F_2 .—This substance was first obtained by Unverdorben, by the action of sulphuric acid on a mixture of lead chromate and fluorspar, and was regarded by him as chromium hexafluoride. Olivieri has, however, shown that it only contains two atoms of fluorine to one of chromium, and is in reality derived from chromic acid by the replacement of the two hydroxyl groups by fluorine. It is best prepared by heating 60 grams of well-dried potassium dichromate and 30 grams of fluorspar with 100 grams of fuming sulphuric acid in a platinum retort. It condenses in a freezing mixture to a blood-red, very volatile liquid, which is converted even by the moisture of the air into chromic fluoride and chromic acid.

Potassium Fluochromate, $F.CrO_2.OK$, is formed by heating potassium dichromate with hydrofluoric acid in a platinum vessel, and crystallises in red tetragonal pyramids, which are soluble in water. The solution decomposes on boiling into potassium dichromate and hydrofluoric acid.

Chromyl Chloride, CrO_2Cl_2 , appears to have been discovered by Thomson,² and was then investigated by Berzelius and Wöhler.³ It is prepared by distilling a fused mixture of ten parts of common salt and twelve parts of potassium dichromate, together with thirty parts of concentrated sulphuric acid, and, in order to remove free chlorine, repeatedly rectifying the distillate in a current of carbon dioxide. It is also formed by heating chromium trioxide in a current of hydrochloric acid, when it distils over, and an oily liquid remains which probably is *chlorochromic acid, $Cl.CrO_2.OH$* . It may readily be obtained by dissolving chromic acid in concentrated hydrochloric acid, and adding sulphuric acid to the cooled liquid in small quantities at a time. The heavier chromyl chloride is then run off, dry air is

¹ Briggs, *Journ. Chem. Soc.* 1903, 391; 1904, 672, 677.

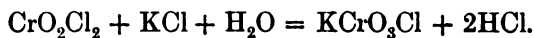
² *Phil. Trans.* 1827, 159.

³ *Pogg. Ann.* 1834, 33, 343.

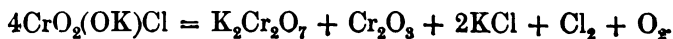
blown through, and the liquid distilled.¹ Chromyl chloride is a mobile liquid of a splendid blood-red colour by transmitted, and nearly black by reflected light. It boils at 115.9°, and has a specific gravity at 25° of 1.920.² It absorbs chlorine readily, dissolves iodine, and when dropped into water it remains unaltered for a few seconds, but is afterwards decomposed with violent ebullition into chromic and hydrochloric acids. The specific gravity of the vapour of chromyl chloride is, according to Bineau, 5.39, corresponding to the above formula. When brought into contact with phosphorus it explodes, whilst it takes fire in contact with sulphur, hydrogen sulphide, ammonia, alcohol, and many other organic bodies, and when diluted with acetic acid, acts as an oxidising and chlorinating agent upon hydrocarbons. When chromyl chloride is heated in a closed tube to 180° for three or four hours *trichromyl chloride*, Cr₃O₆Cl₂, is formed as a black powder, which deliquesces on exposure to the air.³

Bromine and iodine do not form analogous chromyl derivatives, but when a bromide or iodide is heated with sulphuric acid and potassium dichromate, free bromine or iodine is obtained. This reaction is made use of for the qualitative detection of chlorine in presence of bromine or iodine, as if chlorine be present the substance yields chromyl chloride when heated with potassium dichromate and sulphuric acid, and the latter by the action of water is converted into chromic acid, which may be recognised by the usual tests.

Potassium Chlorochromate, Cl.CrO₂.OK, was discovered by Péligot,⁴ and is formed when three parts of potassium dichromate are gently heated with four parts of concentrated hydrochloric acid and a small quantity of water, or when chromyl chloride is added to a saturated solution of potassium chloride:



It crystallises in flat red rectangular prisms, having a specific gravity of 2.497. The salt is partially decomposed by water, but may be recrystallised from water containing hydrochloric acid. It decomposes at 100°, with evolution of chlorine:



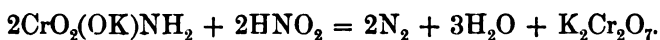
¹ Law and Perkin, *Journ. Chem. Soc.* 1907, 191.

² Thorpe, *Journ. Chem. Soc.* 1880, 327.

³ *Journ. Chem. Soc.* 1870, 31.
Journ. Pharm. June, 1833.

Other chlorochromates have been described by Péligot and by Prætorius.¹

Potassium Amidochromate, $\text{NH}_2\text{CrO}_2\text{OK}$, is formed by passing ammonia into ether containing the chlorochromate in suspension. After 24 hours the product is dissolved in water, filtered from an insoluble substance simultaneously formed, and the solution evaporated. The amidochromate crystallises out in garnet-red monoclinic prisms, which are only slowly decomposed by boiling water, and somewhat more rapidly by caustic potash. On treatment with nitrous acid it yields nitrogen and potassium dichromate :



When an aqueous solution of the amidochromate is treated with chlorine in the presence of ammonia, the whole being covered with a layer of ether, a light-brown ethereal solution is obtained which deposits yellowish-brown leaflets of *chromylamide*, $\text{CrO}_2(\text{NH}_2)_2$.²

Perchromic Acid and the Perchromates.—A deep indigo-blue coloured solution is obtained when hydrogen dioxide is added to an aqueous solution of chromium trioxide, or to a solution of a chromate acidified with sulphuric acid. If the freshly-prepared solution be shaken with ether, this liquid takes up the perchromic acid and becomes of a dark-blue colour. The ethereal is more stable than the aqueous solution, but on evaporation it leaves a residue of chromium trioxide. The same decomposition is effected by alkalis, a chromate being formed with evolution of oxygen. The colouring power of perchromic acid is so great that its formation is employed as a most delicate test, both for chromic acid and for hydrogen dioxide. The deepest coloration is produced when two molecules of hydrogen dioxide are used to one molecule of chromium trioxide.

The constitution of the substance thus formed is as yet uncertain. It has been variously regarded as $\text{Cr}_2\text{O}_7 \cdot x\text{H}_2\text{O}$,³ $\text{CrO}_6 \cdot 3\text{H}_2\text{O}$,⁴ $\text{CrO}_3 \cdot \text{H}_2\text{O}_2$,⁵ and $2\text{HCrO}_4 \cdot \text{H}_2\text{O}_2$,⁶ &c. By the action of sodium dioxide on a thin paste of chromic hydroxide

¹ *Annalen*, 1880, **201**, 1.

² Ohly, *Chem. News*, 1899, **80**, 134.

³ Barreswil, *Ann. Chim. Phys.* 1847 [3], **20**, 364.

⁴ Fairley, *Chem. News*, 1876, **33**, 337.

⁵ Moissan, *Compt. Rend.* 1883 **97**, 96.

⁶ Berthelot, *Compt. Rend.* 1889, **108**, 25.

and water Häussermann¹ obtained a sodium salt having the composition $\text{Na}_6\text{Cr}_2\text{O}_{15}\cdot 28\text{H}_2\text{O}$, which would be the salt of an acid derived from the anhydride CrO_6 . When this salt is treated with sulphuric acid, the above characteristic blue colour is first produced, but oxygen is soon evolved, and chromic sulphate remains in solution. Salts of a perchromic acid, HCrO_5 , with pyridine, quinoline, and other organic bases have been prepared by Wiede,² by adding the bases to the blue ethereal solution of perchromic acid cooled below 0° . These are explosive crystalline compounds, which evolve oxygen when treated with strong acids. In a similar manner he has obtained blue potassium and ammonium salts, which he regards as $(\text{NH}_4)\text{CrO}_5\cdot\text{H}_2\text{O}_2$ and $\text{KCrO}_5\cdot\text{H}_2\text{O}_2$, the hydrogen peroxide acting like water of crystallisation. On the other hand, according to Riesenfeld,³ the last two compounds are acid salts of the perchromic acid, H_3CrO_7 , and have, therefore, formulæ of the type $\text{R}'\text{H}_2\text{CrO}_7$. The same compounds are formed by the action of hydrogen peroxide on chromates in cold, faintly acid solution, whilst in alkaline solution red salts of a perchromic acid, H_3CrO_8 , are obtained. The red ammonium salt, $(\text{NH}_4)_3\text{CrO}_8$, when treated with dilute acids, gives off oxygen and forms the blue salt $(\text{NH}_4)\text{H}_2\text{CrO}_7$, and both these compounds yield with pyridine Wiede's pyridine salt of the acid HCrO_5 ; finally, all three compounds, on treatment with excess of ammonia, form *triammine chromium tetroxide*, $\text{CrO}_4\cdot 3\text{NH}_3$. The last compound is a brown crystalline substance which has the specific gravity 1.964 at 15.8° , and explodes on heating.⁴

Riesenfeld considers that when excess of hydrogen peroxide acts on a solution of chromic acid, the acid, H_3CrO_8 , is mainly produced, but at the same time a little of the acid, H_3CrO_7 , is also formed, whilst the blue ethereal solution probably contains a mixture of several perchromic acids.⁵

¹ *J. pr. Chem.* 1893 (2), **48**, 70.

² *Ber.* 1897, **30**, 2178; 1898, **31**, 3139, 516; 1899, **32**, 378; see also Hofmann and Hiendlmaier, *Ber.* 1905, **38**, 3059.

³ *Ber.* 1905, **38**, 4068; compare Hofmann and Hiendlmaier, *Ber.* 1904, **37**, 1663.

⁴ Wiede, *Ber.* 1897, **30**, 2178; 1899, **32**, 378; Riesenfeld, Wohlers, Kutsch and Ohl, *Ber.* 1905, **38**, 1885, 3380.

⁵ See also Spitalsky, *Zeit. anorg. Chem.* 1907, **53**, 184.

CHROMOUS SALTS.

473 *Chromous Chloride*, CrCl_2 , is formed by the ignition of chromium in hydrogen chloride or of chromic chloride in a current of hydrogen gas free from oxygen, and forms white, silky, lustrous needles which are stable in dry air. It dissolves in water, with evolution of heat, forming a blue solution, which absorbs oxygen with extreme avidity yielding basic chromic salts, and forms a powerful reducing agent. This solution is best obtained as follows: 300—400 grams of amalgamated granulated zinc and 50 grams of very finely powdered potassium dichromate are placed in a flask of about 3 liters capacity, and a mixture of 300 c.c. of pure fuming hydrochloric acid and 200 c.c. of water added. A violent reaction occurs, the liquid becoming first green from the intermediate formation of chromic salts, but after a few minutes a clear sky-blue solution remains, which may be directly employed as a reducing agent or for absorbing oxygen. To obtain pure chromous chloride from the solution, sodium acetate is added to the liquid, the precipitated chromous acetate washed with water saturated with carbon dioxide, redissolved in hydrochloric acid, and a current of hydrochloric acid gas passed into the cooled solution. All these operations must be performed in an atmosphere free from oxygen. The chromous chloride is thus obtained in blue needles containing 4 molecules of water.¹

The vapour density of chromous chloride at 1300° was found by Nilson and Pettersson to be 7.8, considerably lower than is required by the formula Cr_2Cl_4 . At 1600° the density is further reduced to 6.2, showing that probably at a higher temperature its density would finally reach 4.25, corresponding to CrCl_2 .²

Chromous Bromide, CrBr_2 , is obtained by gently heating chromic bromide in hydrogen gas, and also by heating the metal in gaseous hydrobromic acid. It is a white crystalline mass yielding a green basic chromic bromide on exposure to the air.

Chromous Iodide, CrI_2 , is a crystalline mass obtained by heating chromium in gaseous hydriodic acid.³

Chromous Sulphide, CrS , is obtained by igniting chromous chloride in sulphuretted hydrogen, or by the long continued

¹ Recoura, *Ann. Chim. Phys.* 1887 [6], 10, 9.

² *Journ. Chem. Soc.* 1888, 830.

³ Moissan, *Compt. Rend.* 1891, 92, 1051.

heating of chromic sulphide in hydrogen, and forms a black powder which is only attacked with difficulty by acids.¹ It may also be prepared by heating chromium to a very high temperature in sulphuretted hydrogen, when it is obtained in prismatic needles having a specific gravity of 4.08, and sufficiently hard to scratch quartz.²

Chromous Sulphate, $\text{CrSO}_4 \cdot 7\text{H}_2\text{O}$, is prepared by dissolving the metal in dilute sulphuric acid. It is best obtained by dissolving chromous acetate in dilute sulphuric acid; on cooling it separates out in fine blue crystals isomorphous with ferrous sulphate. The ammoniacal solution absorbs oxygen, nitric oxide, and acetylene. If potassium sulphate be dissolved in a cold saturated solution of the chloride, alcohol added until a precipitate begins to form, and the mass allowed to stand for some weeks in absence of air, fine blue rhombic prisms, having the composition $\text{K}_2\text{SO}_4 \cdot \text{CrSO}_4 \cdot 6\text{H}_2\text{O}$, are deposited, and these soon become green on exposure to the air from absorption of oxygen.

Chromous Carbonate, CrCO_3 , is obtained by precipitating the chloride with potassium carbonate. A yellow to greenish-blue precipitate is obtained in the cold, and this assumes a reddish-brown colour on warming. Several double salts of chromous carbonate with the alkali carbonates have been prepared by the action of carbon dioxide on a mixture of solutions of chromous acetate and the alkali carbonate.³ These are powerful reducing agents and decompose water at 100° .

Chromous Acetate is a red crystalline precipitate obtained by pouring a solution of chromous chloride into a saturated solution of sodium acetate.

CHROMIC SALTS.

474 The normal chromic salts have a blue or violet colour, and allow red light to pass through their solutions. The cold solutions have a violet colour, which on heating changes to green in some cases the solution immediately becomes violet on cooling, but in others this only occurs on allowing the cooled solution to stand for some time. Only the violet solutions of the salts with oxy-acids yield crystalline salts, the green solu-

¹ Moissan, *Compt. Rend.* 1880, **90**, 817.

² Mourlot, *Compt. Rend.* 1895, **121**, 943.

³ Baugé, *Compt. Rend.* 1896, **122**, 474; 1897, **125**, 1177; 1898, **126**, 1566.

tions depositing an amorphous mass on evaporation. Many attempts have been made to explain the changes which take place, and much light has been thrown on the subject by the researches of Recoura and others. The salts which have been most closely examined are the chloride, bromide, and sulphate.

In the case of the chloride and bromide it appears that each exists in a violet and a green modification, both of which can be obtained crystalline, and combined with the same number of molecules of water; the former modification exists in dilute solution and the latter in concentrated solutions, or in solutions containing an excess of acid. In addition a different compound is obtained by dissolving the hydroxide, $\text{Cr}_2\text{O}(\text{OH})_4$, in hydrochloric acid, and has probably the composition Cr_2OCl_4 . In the case of the sulphate, and probably of the other oxy-acid salts, the green solution contains complex derivatives of this same hydroxide, $\text{Cr}_2\text{O}(\text{OH})_4$ (p. 1022).

CHROMIUM AND THE HALOGENS.

475 Chromic Fluoride, CrF_3 .—The anhydrous salt is obtained by passing hydrogen fluoride over heated chromic chloride, and sublimes at a high temperature in slender needles. The crystalline hydrate, $\text{CrF}_3 \cdot 9\text{H}_2\text{O}$, is obtained by adding ammonium fluoride to a cold solution of chromic sulphate. It is sparingly soluble in water, but dissolves in hydrochloric acid, forming a violet solution. When heated in the air it becomes green, and finally leaves a residue of chromium trioxide.¹

Chromic Chloride, CrCl_3 .—The anhydrous chloride is obtained by heating an intimate mixture of chromic oxide and carbon in a stream of dry chlorine. It forms peach-blossom coloured scales, which have a specific gravity of 3.03. These volatilise at $1,065^\circ$, yielding a vapour of the density 6.135, the formula CrCl_3 requiring 5.478, and Cr_2Cl_6 corresponding to a density twice as great; hence this latter compound cannot exist in the state of vapour. From 1190° up to 1300° the density is 5.5 (Nilson and Pettersson). Chromic chloride is almost insoluble in cold water, but it is readily soluble in presence of a very small quantity (less than 0.001 per cent.) of chromous chloride,

¹ Poulenc, *Compt. Rend.* 1891, **116**, 253; Fabris, *Gazzetta*, 1890, **20**, 582.

cuprous chloride, stannous chloride, or other reducing agents.¹ The dilute solutions of the chloride have a violet colour, whilst the concentrated solutions or those containing a large excess of acid are green. Recoura² has shown that the heat evolved by the action of an equivalent quantity of soda is nearly 50 per cent. greater in the case of the green solutions, and that as the concentration of the solution increases, the evolution of heat gradually increases from the value for the violet solution (+22.2 cal.) to that of the green (+31.5 cal.). The colour of the solution at the same time gradually changes from violet to pure green, thus indicating a gradual transition of the violet into the green modification. It has also been shown³ that equilibrium between the green and the violet salts is set up in solution, either salt leading to the same final conditions, depending on the concentration. In dilute solutions the salt is almost all present in the violet form, whilst as the concentration increases the equilibrium shifts more and more in favour of the green. This equilibrium is reached very slowly at ordinary temperatures, but may be attained in 24 hours at 84°. Both modifications have been isolated in the crystalline condition by Recoura, and both have the same composition, $\text{CrCl}_3 \cdot 6\text{H}_2\text{O}$.⁴

The green chloride separates out in small emerald green crystals when a current of hydrogen chloride is passed through a well-cooled, saturated solution of chromic chloride. If the crude chloride be dissolved in its own weight of water, warmed for a few minutes to 80°, and then cooled to 0°, the solution contains both green and violet salt, and on passing in hydrogen chloride, only the latter separates out at first and may be obtained free from the green modification if it be immediately filtered off. It forms greyish-blue crystals which dissolve in water forming the characteristic blue-violet solution. Both of the salts immediately react with three equivalents of soda yielding one and the same chromic hydroxide. A third isomeride has been obtained by Bjerrum⁵ by adding ether saturated with hydrochloric acid to the solution left after precipitating the violet salt with hydrochloric acid. Recoura's

¹ Rohland, *Zeit. anorg. Chem.* 1899, 21, 37; Drucker, *Zeit. physikal. Chem.* 1901, 36, 173.

² Recoura, *Ann. Chim. Phys.* 1887 [6], 10, 5.

³ Roozeboom and Olie, jnr., *Proc. K. Akad. Wetensch. Amsterdam*, 1905, 8, 66; *Zeit. anorg. Chem.* 1906, 51, 29; Werner and Gubser, *Ber.* 1901, 34, 1379.

⁴ Marchetti, *Gazzetta*, 1882, 22, 375.

⁵ *Ber.* 1906, 39, 1599.

green salt when kept in a desiccator loses two molecules of water forming a green hydrate, $\text{CrCl}_3 \cdot 4\text{H}_2\text{O}$, whilst a decahydrate, $\text{CrCl}_3 \cdot 10\text{H}_2\text{O}$, is also known.¹ The constitution of these hydrates will be discussed along with the ammoniacal compounds of chromium (p. 1030).

When hydrochloric acid acts on the hydroxide $\text{Cr}_2\text{O}(\text{OH})_4$, a compound is obtained which has a less bright colour than the green salt described above. It only reacts with two equivalents of soda, and has therefore probably the composition Cr_2OCl_4 , and corresponds to the green salts formed by heating the solutions of the salts of chromium derived from oxy-acids (p. 1022). In presence of hydrochloric acid it is slowly converted into one or other of the above trichlorides according to the concentration of the solution.

Double compounds of an oxychloride of chromium with the chlorides of the alkali metals have been described, in which the chromium appears to be pentavalent. Thus the potassium compound, $\text{CrOCl}_3 \cdot 2\text{KCl}$, is formed as a garnet-red crystalline precipitate when a solution of potassium chloride is added to a concentrated solution of chromic acid, which has previously been treated with hydrochloric acid at -20° , and the mixture saturated at 0° with hydrochloric acid. Similar compounds have been prepared with the other alkali chlorides, and also with quinoline and pyridine hydrochlorides.²

Chromic Bromide, CrBr_3 .—The anhydrous compound is prepared in a similar way to the chloride. It forms black semi-metallic translucent hexagonal scales, having an olive-green colour, and exhibits in one direction a fine red dichroism. In its properties it closely resembles the chloride, and dissolves easily in water, when a small quantity of chromous bromide, or any other reducing agent, such as tin-foil, is present. Solutions of chromic bromide behave in an analogous manner to those of the chloride, and yield two isomeric salts, the one forming blue-grey, and the other green crystals, both of which have the composition $\text{CrBr}_3 \cdot 6\text{H}_2\text{O}$.³

Chromic Iodide is unknown.

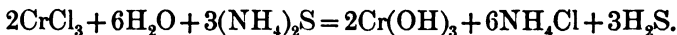
¹ Werner and Gubser, *Ber.* 1901, **34**, 1379; Olie, jnr., *Zeit. anorg. Chem.* 1907, **53**, 268.

² Weinland and Fridrich, *Ber.* 1905, **38**, 3784; Weinland and Fiederer, *Ber.* 1906, **39**, 4042; 1907, **40**, 2090.

³ Recoura, *Compt. Rend.* 1890, **110**, 1029.

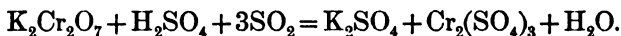
CHROMIUM AND SULPHUR.

476 *Chromium Sesquisulphide*, or *Chromic Sulphide*, Cr_2S_3 .—This is obtained by heating chromium with sulphur, or by igniting chromic chloride, or the trioxide, in a current of hydrogen sulphide. It forms either a blackish-grey powder with a metallic lustre, or an elastic mass having a specific gravity of 3.77. When heated in the air it burns with formation of the green oxide, and in chlorine yields chloride of sulphur and chromic chloride. It is not attacked by nitric acid. This compound cannot be prepared in the wet way, as soluble sulphides precipitate the hydroxide from chromic salts, with liberation of sulphuretted hydrogen:



Chromic Sulphate, $\text{Cr}_2(\text{SO}_4)_3$, is obtained by mixing equal parts of concentrated sulphuric acid and chromium hydroxide dried at 100° . The mixture is allowed to stand in a loosely-stoppered bottle, when the solution, which, to begin with, is green, becomes blue, and in some weeks deposits a violet-blue crystalline mass, which is purified by solution in water and precipitation with alcohol. Thus obtained, it is a violet crystalline powder; if a smaller quantity of alcohol be added blue octahedra containing 18 molecules of water are deposited. Chromic sulphate and the sulphates of the alkali metals form double salts, corresponding to the alums, to which the name of *chrome-alums* is given.

Potassium Chromic Sulphate, or *Chrome-Alum*, $\text{K}_2\text{SO}_4 \cdot \text{Cr}_2(\text{SO}_4)_3 \cdot 24\text{H}_2\text{O}$.—This substance is best obtained by the reduction of a solution of potassium dichromate, $\text{K}_2\text{Cr}_2\text{O}_7$, by adding the requisite quantity of sulphuric acid, and passing sulphur dioxide through the solution:



In place of sulphur dioxide any other easily oxidisable substance, such as alcohol, &c., may be employed, but in this case more sulphuric acid must be added. Chrome-alum is now obtained in large quantity as a by-product in the manufacture of artificial alizarine from anthracene, $\text{C}_{14}\text{H}_{10}$, in which the hydrocarbon is treated with a mixture of sulphuric acid and potassium dichromate, when anthraquinone, $\text{C}_{14}\text{H}_8\text{O}_2$, is formed,

and this is then subjected to further treatment. The salt crystallises in large dark purple-red, almost black, octahedra, which, when seen by transmitted light, exhibit a ruby-red colour. It dissolves in seven parts of water at the ordinary temperature. The solution has a dingy blue colour, with a tinge of red, which when heated to 70° becomes dark-green. After standing for several months, however, it returns to its ordinary colour (see below). Chrome-alum is used in dyeing and calico-printing, as well as in tanning.

Ammonium Chromic Sulphate, $(\text{NH}_4)_2\text{SO}_4 \cdot \text{Cr}_2(\text{SO}_4)_3 \cdot 24\text{H}_2\text{O}$, is obtained by crystallising a mixture of the two salts, or by reducing ammonium dichromate in presence of sulphuric acid. The salt is less soluble than the potassium compound, and easily crystallises in fine ruby-red octahedra, which have a specific gravity of 1.738.

A number of other crystalline double chromic sulphates, both anhydrous and containing water of crystallisation, have been described.¹

Action of Heat on Chromic Sulphate and its Double Salts.—When the cold violet solution of chromic sulphate is boiled or the crystals heated to 100° , a green salt is obtained, which, unlike the violet salt, is soluble in alcohol, and does not crystallise on evaporation. This change has been examined by many chemists, some of whom have attributed it to the formation of an isomeric modification, and others to the formation of a basic salt. As with the halogen derivatives, more complete investigations, especially those of Recoura, have thrown much light on the nature of the phenomenon. Recoura² has shown that in the boiled solution one-sixth of the sulphuric acid is in the free state, and that therefore the green salt formed has the empirical formula $2\text{Cr}_2\text{O}_3 \cdot 5\text{SO}_3$. When the recently boiled solution is treated with barium chloride in the cold, only one-third of the total sulphuric acid is precipitated as barium sulphate. As the whole of the free sulphuric acid would be thus precipitated, only one of the SO_3 groups in the above compound is precipitable as barium sulphate in the cold, and the remaining SO_3 groups must be combined with the chromium to form a complex basic radical

¹ Klobb, *Compt. Rend.* 1893, 117, 311; *Bull. Soc. Chim.* 1893 [3], 9, 663.

² Recoura, *Ann. Chim. Phys.* 1895 [7], 4, 494; Favre and Valson, *Compt. Rend.* 1872, 74, 1023; Whitney, *Zeit. physikal. Chem.* 1896, 20, 40; Dougal, *Journ. Chem. Soc.* 1896, 1526; Colson, *Compt. Rend.* 1905, 140, 42; 1907 144, 206.

of which the green salt is the sulphate. The change may be formulated as follows :



In confirmation of this is the fact that the green salt, when treated with an excess of caustic soda, yields the hydroxide $\text{Cr}_2\text{O}(\text{OH})_4$. The green salt may therefore be regarded as the sulphate of the hypothetical compound *sulphochromyl hydroxide*, $[\text{Cr}_4\text{O}(\text{SO}_4)_4](\text{OH})_2$.

The above green salt is an unstable substance, and when the solution is allowed to stand in the cold it is gradually reconverted into the violet sulphate, from which the whole of the sulphuric acid may be precipitated by barium chloride in the cold, and which yields with caustic potash the trihydroxide, $\text{Cr}(\text{OH})_3$.

The double salts, such as chrome-alum, undergo an analogous reaction when their solutions are heated, and the solutions regain their violet colour on standing in the cold. It is probable that similar complex salts are formed in the case of the other chromic salts, as their solutions become green on boiling; but in these cases the compound formed is much less stable, and is immediately reconverted into the normal salt on cooling.

Green Modifications of Chromic Sulphate.—In addition to the above complex basic sulphate, a solid green salt of the same empirical formula as the normal violet salt is known, which, however, possesses entirely different properties.¹ This is obtained by heating the crystals of the violet salt, $\text{Cr}_2(\text{SO}_4)_3 \cdot 18\text{H}_2\text{O}$, at 90° until they have the composition $\text{Cr}_2(\text{SO}_4)_3 \cdot 8\text{H}_2\text{O}$.² The resulting green compound is readily soluble in water, but the freshly prepared solution shows neither the ordinary reactions of a chromium salt nor of a sulphate. In the course of a few days the solution is gradually transformed into the normal violet sulphate.

Several green chromium sulphates differing from this green salt of Recoura, have been prepared by Colson³ by the action of sulphur dioxide on chromic acid below 0° . Thus he has obtained a green salt, $\text{Cr}_2(\text{SO}_4)_3 \cdot 6\text{H}_2\text{O}$, the freshly prepared solution of

¹ Recoura, *Ann. Chim. Phys.* 1895 [7], 4, 505.

² Compare Wyruboff, *Bull. Soc. Chim.* 1902, 27, 676; Colson, *Compt. Rend.* 1907, 144, 206.

³ *Compt. Rend.* 1905, 140, 42; 141, 119, 331, 1024; 1906, 142, 402; 1907, 144, 79.

which does not react with barium sulphate, but rapidly changes into another green sulphate in which $\frac{1}{3}$ of the sulphuric acid is precipitable. This is gradually transformed into a third compound, which contains $\frac{2}{3}$ of its sulphuric acid in a precipitable state, and finally into violet chromium sulphate, when all the acid may be precipitated by barium chloride. This chemist has put forward the view that one molecule of water enters the molecule for each (SO_4) group that becomes precipitable, these divalent groups being thus replaced by the monovalent groups, (HSO_4) and (OH) . Thus if the first green salt be represented by the formula, $\text{Cr}_2(\text{SO}_4)_3$, the others are $\text{Cr}_2(\text{SO}_4)_2(\text{OH})(\text{HSO}_4)$, $\text{Cr}_2(\text{SO}_4)(\text{OH})_2(\text{HSO}_4)_2$, and the violet salt, $\text{Cr}_2(\text{OH})_6(\text{HSO}_4)_3$. A cold solution of chromic sulphate contains all four salts in equilibrium.

Recoura's green sulphate combines with one, two, or three molecules of sulphuric acid, or with the equivalent quantities of a sulphate, yielding substances from which no barium sulphate can be obtained by precipitation in the cold; these may be regarded as the complex acids, *chromosulphuric acid*, $[\text{Cr}_2(\text{SO}_4)_4]\text{H}_2$, *chromodisulphuric acid*, $[\text{Cr}_2(\text{SO}_4)_5]\text{H}_4$, and *chromotrisulphuric acid*, $[\text{Cr}_2(\text{SO}_4)_6]\text{H}_6$, or their salts. These are quite stable in the dry state and in dry air, but in solution gradually undergo conversion into the normal chromium salts. The alkali chromosulphates are isomeric with the chrome-alums, from which they may be readily obtained by heating the crystals of the latter for some time at 90° . *Potassium chromosulphate* $[\text{Cr}_2(\text{SO}_4)_4]\text{K}_2 \cdot 4\text{H}_2\text{O}$, is thus obtained as a green salt which dissolves slowly but completely in cold water. An analogous series of acids has been prepared by the union of Recoura's green sulphate with chromic acid. These have the compositions $\text{Cr}_2(\text{SO}_4)_3 \cdot \text{CrO}_4\text{H}_2$; $\text{Cr}_2(\text{SO}_4)_2 \cdot 2\text{CrO}_4\text{H}_2$; and $\text{Cr}_2(\text{SO}_4)_3 \cdot 3\text{CrO}_4\text{H}_2$, and are called the *chromosulphochromic acids*.¹

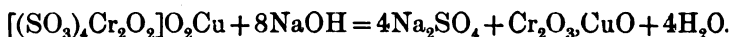
The constitution of the green sulphate obtained by heating the solid violet sulphate, is at present unknown, but Recoura regards it as corresponding to the crystalline green chloride described above, whilst Colson² has suggested that it is a condensed sulphate, thus $(\text{SO}_4)_2 \cdot \text{Cr}_2 \cdot (\text{SO}_4)_2 \cdot \text{Cr}_2 \cdot (\text{SO}_4)_2$.

Sulphochromic Hydroxide, $[(\text{SO}_3)_4\text{Cr}_2\text{O}_2](\text{OH})_2$. — When Recoura's green sulphate is treated with four, five, or six molecules of sulphuric acid and the product heated for some time to

¹ Recoura, *Bull. Soc. Chem.* 1897 [3], 17, 934.

² *Compt. Rend.* 1907, 144, 206.

115°, transparent vitreous products are obtained, having a bottle-green colour, much less distinct than that of the other green chromium derivatives. These dissolve in water, forming opaline solutions having a slight yellowish-green colour, which yield precipitates with all solutions of metallic salts, including those of the alkali metals. The solution of the product obtained by heating the green sulphate with four molecules of sulphuric acid gives, for example, a precipitate with potassium chloride having the composition $[(\text{SO}_3)_4\text{Cr}_2\text{O}_2](\text{OK})_2$, and with cupric chloride one of the composition $[(\text{SO}_3)_4\text{Cr}_2\text{O}_2]\text{O}_2\text{Cu}$. In all these salts the metal is in combination with the chromium and not with the sulphuric acid, as on treatment with an excess of alkali they yield the chromites, the reaction with the copper salt being as follows:

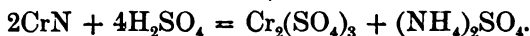


They are therefore termed the *sulphochromites*.¹

Sulphochromic hydroxide itself has been prepared by heating the compound of chromic sulphate with four molecules of sulphuric acid, to 140–150°; it is a grey amorphous substance, is soluble in water, and has a heat of neutralisation higher than that of sulphuric acid (Recoura).²

CHROMIUM AND NITROGEN, PHOSPHORUS AND BORON.

477 *Chromium Nitride*, NCr , is formed by the direct union of its elements at a red heat³; and also by passing ammonia over heated chromic chloride. It is a brownish-black powder, which takes fire and burns when heated to 200° in the air or in oxygen. Cold chlorine does not act upon it, but when heated in this gas small explosions first occur owing to formation of nitrogen chloride, and at last chromic chloride remains. It does not undergo change on ignition in hydrogen or in aqueous vapour, and is not attacked by caustic potash, hydrochloric acid, or nitric acid. Concentrated sulphuric acid converts it into the sulphates of ammonium and chromium:



Chromic Nitrate, $\text{Cr}(\text{NO}_3)_3 \cdot 9\text{H}_2\text{O}$, is obtained by dissolving

¹ Recoura, *Ann. Chim. Phys.* 1895 [7], 4, 516.

² See also Calvert and Ewan, *Proc. Chem. Soc.* 1896, 160.

³ Briegleb and Geuther, *Annalen*, 1862, 123, 239.

the hydroxide in nitric acid and crystallises in oblique purple-red prisms. The solution, like that of the sulphate, turns green on boiling and on evaporation dries to a green amorphous mass. The green solution at once becomes violet on cooling.

Chromium Phosphide, PCr , is obtained by passing the vapour of phosphorus over ignited potassium chromate, or by heating chromic chloride with phosphorus in hydrogen.¹ On lixiviating the black fused mass with water, a grey crystalline powder remains behind, having a metallic lustre, and possessing the above composition. It has the specific gravity of 5.71 (Maronneau)² and when heated in oxygen takes fire, and burns with formation of chromic phosphate.

Chromic Phosphates.—When a solution of sodium hydrogen phosphate is added to an excess of chrome-alum a gelatinous precipitate is formed and this on standing for 48 hours is transformed into dark violet crystals of the phosphate³ $\text{CrPO}_4 \cdot 6\text{H}_2\text{O}$. A violet non-crystalline compound of the same composition is obtained if an excess of sodium hydrogen phosphate be used. When dried at 100° it loses water and becomes green. A green phosphate probably identical with this product is obtained by the addition of an excess of the phosphate to chromic chloride solution; the composition of this is $\text{CrPO}_4 \cdot 3\text{H}_2\text{O}$ according to Rammelsberg, or $2\text{CrPO}_4 \cdot 5\text{H}_2\text{O}$ according to Bloxam, whilst Schiff states that the crystalline phosphate loses 3 molecules of water at 100° . A green compound, $\text{CrPO}_4 \cdot 2\text{H}_2\text{O}$, is also obtained when the crystalline violet salt is treated with acetic anhydride (Schiff). If chromic hydroxide be dissolved in excess of phosphoric acid and the solution evaporated and heated to 316° , *chromic metaphosphate*, $\text{Cr}(\text{PO}_3)_3$, is obtained, which has been employed as a green pigment.

Chromium Borides.—Two chromium borides have been prepared by heating the elements together in the electric furnace;⁴ these have the formulae CrB and Cr_3B_2 and are grey crystalline substances.

¹ Granger, *Compt. Rend.* 1897, 124, 190.

² *Compt. Rend.* 1900, 130, 656.

³ Schiff, *Zeit. anorg. Chem.* 1905, 43, 304.

⁴ Tucker and Moody, *Journ. Chem. Soc.* 1902, 16; Binet du Jassonneix, *Compt. Rend.* 1906, 143, 897; Wedekind and Fetzer, *Ber.* 1907, 40, 297.

CHROMIUM AND CARBON AND SILICON.

478 Chromium Carbides.—When chromium is heated with an excess of carbon in the electric furnace the carbide C_2Cr_3 is formed, which crystallises in brilliant plates having a fatty lustre, a specific gravity of 5.62, and a hardness intermediate between that of topaz and corundum. The crystals are not attacked by concentrated or dilute acids with the exception of dilute hydrochloric acid, which dissolves them slowly. Water has no action on it at 100° . A second carbide, CCr_4 , is sometimes found on the ingots of metallic chromium prepared in the electric furnace, in needles 10–20 mm. long. These have a specific gravity of 6.75 and a hardness rather greater than that of quartz.¹

Cyanogen Compounds of Chromium. *Potassium Chromocyanide*, $K_4[Cr(CN)_6] \cdot 2H_2O$, is obtained by the action of potassium cyanide on chromous acetate, and forms blue crystals. It is soluble in water, and on exposure to air passes into the next compound.

Potassium Chromicyanide or *Potassium Hexacyano-chromite*, $K_3[Cr(CN)_6]$, forms light yellow monoclinic crystals, obtained by pouring a solution of chromic acetate into a boiling solution of potassium cyanide.

A number of chromocyanides of other metals have also been prepared.²

Chromic Thiocyanate, $Cr(SCN)_3$.—Chromic hydroxide dissolves in thiocyanic acid, yielding a greenish-violet solution which when concentrated over sulphuric acid dries to a dark-green amorphous deliquescent mass. It forms a series of characteristic double salts, which are probably to be regarded as salts of a complex acid radical containing chromium (p. 1029).³

Potassium Chromithiocyanate or *Potassium Hexathiocyanochromite*, $K_3[Cr(SCN)_6] \cdot 4H_2O$, is formed by heating a moderately concentrated solution of 6 parts of potassium thiocyanate and 5 parts of chrome-alum for 2 hours to the boiling point: the sulphates formed are precipitated by addition of alcohol, the filtrate evaporated and the residues recrystallised from alcohol. It forms

¹ Moissan, *Compt. Rend.* 1894, **119**, 185.

² Fischer and Benzian, *Chem. Zeit.* 1902, **26**, 49; Cruser and Miller, *J. Amer. Chem. Soc.* 1906, **28**, 1132.

³ Rösler, *Annalen*, 1867, **141**, 185.

tetragonal almost black crystals, which appear ruby red by transmitted light, and dissolve very readily in water and alcohol, forming wine red solutions. It is decomposed by alkalis and warm hydrochloric acid. The solution gives precipitates of analogous salts with lead and silver salts.¹

Chromium and Silicon.—Several silicides of chromium have been described: these are all prepared by heating chromium with silicon, or a mixture of silica and chromic acid with carbon or copper and aluminium in the electric furnace. In this way the compounds² Si_2Cr , Si_2Cr_3 , SiCr_2 and SiCr_3 have been obtained. The compound, Si_2Cr_3 , is also formed when silicon chloride is heated for some time in contact with chromium.³

AMMONIACAL AND OTHER COMPLEX COMPOUNDS OF CHROMIUM.

479 The salts of chromium readily combine with ammonia or substituted ammonias to form complex salts. These contain for each atom of chromium, up to six molecules of ammonia and often other elements or groups of elements united with the metal to form a complex radical, which usually acts like a mono-, di- or tri-valent metal, but may also have an acid function or be neutral. These complex salts are capable of undergoing numerous double decompositions, giving rise to a large number of derivatives, among which many cases of isomerism occur. Analogous compounds are formed by other metals, in particular, cobalt and the metals of the platinum group, and these are included in the following statement.

These compounds do not give the ordinary reactions of the metal, and in many cases this is also true of some or all of the acid radicals they contain. This is accounted for as already explained (pp. 39, 40), by supposing that in these latter cases, the acid radical forms part of the complex group containing the metal, whereas those acid radicals which give the ordinary reactions are not contained in this group.

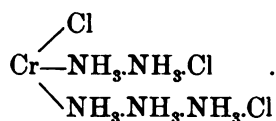
The constitution of these complex radicals is still under discussion, two different views being held. According to one

¹ Rösler, *Annalen*, 1867, 141, 185.

² Moissan, *Compt. Rend.* 1895, 121, 621; de Chalmot, *Amer. Chem. J.* 1897, 19, 69; Zettel, *Compt. Rend.* 1898, 126, 833; Lebeau and Figueras, *Compt. Rend.* 1903, 136, 1329.

³ Vigouroux, *Compt. Rend.* 1907, 144, 83.

of these (Blomstrand, Jörgensen) the metal retains its characteristic valency in all the compounds, the molecules of ammonia being attached to the metal in open chains by virtue of the pentavalent character of nitrogen. That portion of the acid radicals which does not retain its ordinary properties is directly connected with the metal, whilst the other portion is combined with nitrogen. Water may take the place of one or more of the ammonia groups, the oxygen atom being supposed to be tetra-valent. The compound $\text{Cr}(\text{NH}_3)_6\text{Cl}_3$, of which only two of the chlorine atoms are precipitable by silver nitrate in aqueous solution, would thus receive such a constitutional formula as



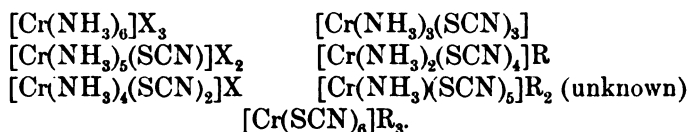
The existence of isomerides may be readily expressed by a variation in the arrangement of the various groups.

The second view is that proposed by Werner,¹ who classifies these compounds on the theory of principal and supplementary valency, an account of which has already been given (p. 38), and which he has since modified in some few details. According to this theory, in the compound $[\text{Cr}(\text{NH}_3)_6]\text{Cl}_3$, for example, the ammonia groups are all united or *co-ordinated* with the chromium atom by means of its supplementary valencies, whilst the chlorine, according to Werner's more recent view, is combined with the complex radical as a whole, without being attached to any particular atom in it, and is said to be in *indirect combination* with this radical. The ammonia groups may be either partially or entirely replaced by acid groups such as Cl , NO_2 , SCN , etc., yielding a large number of compounds, which always contain 6 groups in the complex radical. The valency of the complex radical is easily ascertained from the number and character of the groups within it. If the number of monovalent acid radicals be less than the principal valency of the atom of the metal, the complex radical is basic and capable of combining with a number of acid radicals equal to the difference.

¹ *Annalen*, 1902, **322**, 261; *Neuere Anschauungen auf dem Gebiete der anorganische Chemie*, p. 58 (Vieweg and Sohn, Braunschweig, 1905). See also *Ber.* 1907, **40**, 15, where a full account of the literature on the subject is given.

If, however, it be greater, the complex radical has an acid character and is capable of combining with monovalent basic radicals equal in number to the excess of the number of monovalent acid radicals over the principal valency of the metal. When the number in the complex radical is equal to the principal valency of the metal, the compound is a neutral substance.

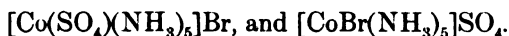
This is illustrated in the following series of compounds derived from trivalent chromium, X representing a monovalent acid, and R a monovalent basic radical :



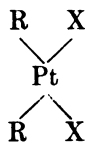
As already explained (p. 38), the electrolytic dissociation and the reactions of these compounds in solution correspond with these formulæ.

Compounds are also known, derived from the divalent atom of the metal, in which the complex radical contains six monovalent acid groups, and is therefore capable of uniting with four basic radicals, an example being potassium ferrocyanide, $[\text{Fe}^{\text{II}}(\text{CN})_6]\text{K}_4$.

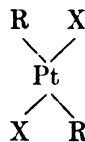
Cases of isomerism are known among these compounds, which depend on the position of the acid radicals within or without the complex radical, and such isomerides, from the fact that they dissociate differently in solution, are called *ionisation metamerides*. An example of this kind is found in the cobalt salts,



Isomerism may also be due to the geometrical arrangement of the co-ordinated groups around the central metal atom. In the case of the platinous compounds, in which only four groups are co-ordinated, these are accounted for by supposing that the radicals are arranged in one plane about the platinum atom. Isomerides are then only possible when the complex group has the general formula PtR_2X_2 , the possible cases being represented by the two following diagrams :



Asymmetric or Cis-form.
(Platosemidiammine.)

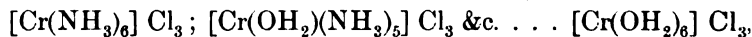


Symmetric or Trans-form.
(Platosammine).

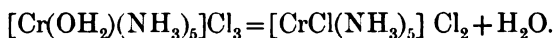
In complex radicals of the type, $[\text{MeR}_4\text{X}_2]$, the metal may be regarded as situated at the centre of a regular octahedron the corners of which are occupied by the co-ordinated groups. Two isomerides are then possible, the trans or symmetrical form in which the groups X, X are situated at opposite ends of a diagonal of the figure, and the cis or asymmetric form in which they are at adjacent corners. The compound, $[\text{CrCl}_2\text{En}_2]\text{X}$, containing the divalent substituted ammonia ethylenediamine (En), forms two such isomerides. Many compounds are also known which are formed by the union of one or more basic complex radicals with one or more acid complex radicals. In this way isomerides may be obtained which differ in the complex radicals they contain, and these are known as *co-ordination isomerides* as for example the compounds, $[\text{Cr}(\text{NH}_3)_6][\text{Cr}(\text{SCN})_6]$ and $[\text{Cr}(\text{NH}_3)_4(\text{SCN})_2][\text{Cr}(\text{NH}_3)_2(\text{SCN})_4]$. In a similar manner polymerides termed *co-ordination polymerides* may be formed, such as $[\text{Cr}(\text{NH}_3)_3(\text{SCN})_3]$ and



Further, hydrated compounds exist, which may be regarded as ammoniacal compounds in which the ammonia groups in the complex radical are partially or entirely replaced by the group (OH_2) . An example of this is seen in the following series of compounds:



the last compound being the violet or blue hexahydrated chromic chloride. In these compounds the chlorine may be made to pass into the complex radical, thereby replacing an (OH_2) group thus:



In a similar manner two (OH_2) groups in the complex radical of the violet chloride may be replaced by chlorine, yielding a chloride which crystallises with two molecules of water to form

the green hexahydrated chromic chloride, and this therefore has the constitution $[\text{CrCl}_2(\text{OH}_2)_4] \text{Cl}, 2\text{H}_2\text{O}$.¹

The third isomeric hexahydrated chromic chloride has been found to have the constitution $[\text{CrCl}(\text{OH}_2)_5]\text{Cl}_2, \text{H}_2\text{O}$. These facts are borne out by the manner in which the three chlorides are ionised in solution, and by their behaviour to silver nitrate.

The ammonia compounds are known as the *ammines*, this spelling of the word being adopted to avoid confusion with the organic *amines*, which have an entirely different constitution. The nomenclature of these compounds was originally founded on the colours characteristic of the various compounds, terms such as roseo, praseo, luteo, croceo, fusco, xantho, &c., having been employed. A much more rational proposal has been made by Werner, the principle of which is that the names of the various groups contained within the complex radical precede that of the metal, whereas those of the external groups follow it, this being nothing more than an adaptation of the nomenclature frequently employed for organic compounds.

Thus the well-known cobalt compound $[\text{Cl}(\text{NH}_3)_5\text{Co}]\text{Cl}_2$, formerly known as purpureocobaltic chloride, receives the name chloro-pentammine-cobaltic dichloride, whilst the compound $[(\text{OH}_2)(\text{NH}_3)_5\text{Co}]\text{Cl}_3$ (roseocobaltic chloride) becomes aquo-pentammine-cobaltic trichloride, just as the organic compound $[\text{C}_6\text{H}_5\text{Cl}_2\text{CH}_2]\text{Cl}$ is termed dichloro-benzyl chloride.²

Only a few examples of the chromamines are here described.³

Hexamine-chromium salts, $[\text{Cr}(\text{NH}_3)_6]\text{X}'_3$, are prepared by the action of ammonia on many of the salts containing five molecules of ammonia.

Chloropentammine - chromium salts (purpureo - salts), $[\text{CrCl}(\text{NH}_3)_5]\text{X}'_2$. The chloride of this series together with *chloraquo-tetrammine-chromium chloride*, $[\text{Cr}(\text{OH}_2)\text{Cl}(\text{NH}_3)_4]\text{Cl}_2$,

¹ See also Bjerrum, *Ber.* 1907, **40**, 2917.

² Some of the metals form more than one series of complex derivatives, corresponding to the different series of simple salts. In order to distinguish these compounds a special nomenclature has been introduced by Werner (*Neuere Anschauungen*, p. 73), according to which the valency of the metal is designated by the letters -a, -o, -i, -e, -an, -on, -in, -en for mono-, di-, tri-, tetra-, penta-, hexa-, hepta-, and octo-valent elements respectively. Thus among the complex halogen derivatives of the platinum metals, the compound $\text{K}_2[\text{PtCl}_4]$ is known as potassium tetrachloroplatinoate, $\text{K}_3[\text{RhCl}_6]$ as potassium hexachlororhodate, and $\text{K}_2[\text{PtCl}_6]$ as potassium hexachloroplatinate. This system has been adopted to some extent in Germany, but has not come into general use in England.

³ A full account of the literature on this subject is given by Werner, *Ber.* 1907, **40**, 15.

is formed by the action of liquid ammonia on violet chromic chloride. Other compounds of this class are the thiocyanato-, nitrate-, and aquo-pentammine-chromium salts.

Trithiocyanotriammine-chromium, $[\text{Cr}(\text{SCN})_3(\text{NH}_3)_3]$, is formed together with the tetrammine compound when the thiocyanate of the thiocyanopentammine compound is heated.

Tetrathiocyanodiammine-chromites, $[\text{Cr}(\text{SCN})_4(\text{NH}_3)_2]\text{R}'$.—When finely-divided potassium dichromate is added to fused ammonium thiocyanate ammonia is evolved, and the whole mass solidifies. When this is treated with water, filtered, and a few lumps of ammonium chloride added, scales of the salt $[\text{Cr}(\text{SCN})_4(\text{NH}_3)_2]\text{NH}_4$ separate out.

This salt crystallises from solution on slow evaporation in dark red rhombic dodecahedra, which have the exact appearance of small garnets. When warmed with caustic potash these yield the corresponding *potassium* salt, $[\text{Cr}(\text{SCN})_4(\text{NH}_3)_2]\text{K}$, which crystallises from water in lustrous red scales. The free acid, $[\text{Cr}(\text{SCN})_4(\text{NH}_3)_2]\text{H}$, is obtained by the action of sulphuretted hydrogen on the mercury salt and crystallises with one molecule of water in lustrous red plates.

A number of compounds have been described which contain organic amines such as pyridine, ethylenediamine, &c., in the complex radical in place of ammonia.

DETECTION AND ESTIMATION OF CHROMIUM.

480 Chromium oxide is frequently detected in its insoluble compounds by its characteristic green colour, as well as by the fact that it forms an emerald-green bead, both in the oxidising and reducing flame, with borax or microcosmic salt. On fusion with soda and saltpetre a yellow mass is obtained, which is soluble in water, and the solution acidified by acetic acid yields a yellow precipitate with soluble lead salts. Caustic potash or soda gives a green precipitate in solutions of chromic salts. This dissolves in an excess of alkali in the cold, but is completely precipitated on boiling the solution. This reaction is sometimes employed for the separation of chromium from aluminium, metals which are obtained together in the course of analysis. If, however, the solution contain large quantities of a zinc or magnesium salt, alkalis produce insoluble chromites of these metals, and these are precipitated in the following

operations, together with iron. In this case the precipitate may be boiled with sodium hypochlorite, or fused with saltpetre and sodium carbonate, the fused mass dissolved in water, and the clear solution tested for a chromate. The detection of chromic acid is rendered easy by the bright yellow or red colour of its salts. The yellow colour of the normal chromates becomes red on the addition of an acid, and again yellow when made alkaline. Silver nitrate produces with the normal chromates a purple red, and with the dichromates a dark-red precipitate, both being easily soluble in ammonia and in dilute nitric acid. Barium chloride gives a pale yellow precipitate with solutions of the normal chromates, and lead acetate throws down a pale yellow powder, insoluble in nitric acid, turned red by a slight excess of caustic potash, and soluble in a large excess of this reagent, and from this solution acetic acid again precipitates chrome-yellow. All the chromates are converted by reducing agents into the chromic salts. When they are distilled in the dry state with common salt and sulphuric acid, they yield red vapours of chromyl chloride, which condense to a dark-red liquid becoming yellow on saturation with ammonia.

The chromium salts do not impart any colour to the non-luminous gas flame. The spark-spectrum of the metal is a complicated one, the brightest lines being 5208·8, 5207·4, 5204·7 in the green, and 4289·9, 4275·0, 4254·5 in the dark blue.

In order to estimate chromium gravimetrically in the chromium salts, a hot solution is precipitated with a small excess of ammonia, the solution boiled till the free ammonia is nearly all expelled, and the precipitate well washed with hot water, dried, ignited, and weighed as chromic oxide. In the chromates the chromium is either estimated by precipitating in acetic acid solution with lead acetate, and weighing the precipitated lead chromate ignited at a dull red-heat, or the solution is mixed with hydrochloric acid and alcohol, or treated with sulphur dioxide, in order to form chromic chloride, which is then treated as above. Another good method is to precipitate the neutral solution, or one made slightly acid by nitric acid, with mercurous nitrate, and to convert the washed and dried precipitate by ignition into chromic oxide.

Soluble chromates may also be estimated volumetrically by determining the amount of a solution of a ferrous salt which a known quantity can convert into a ferric salt, the converse of

this process, viz., the titration of a solution of a ferrous salt with standard potassium dichromate, being employed for the volumetric estimation of iron. A standard dichromate solution is also largely employed in other volumetric processes in which the reaction is one of oxidation.

For the valuation of chrome iron ore a large number of different methods have been proposed. The mineral is first fused with an alkali and oxidising agent such as borax or sodium carbonate and nitre, or with sodium peroxide, in order to convert the chromium into a soluble chromate, which may be then estimated by the methods already mentioned. For details works on analytical chemistry must be consulted.

Atomic Weight of Chromium.—The older atomic weight determinations gave numbers varying from 55.6 to 51.4, owing probably to the inexact methods and impure material employed. Berlin¹ in 1845–6 obtained the number 52.15 by the analysis of silver chromate, whilst Kessler² in 1861 obtained the number 52.02 from the determination of the equivalent quantities of potassium dichromate and potassium chlorate required to oxidise a given quantity of arsenious oxide to pentoxide. Siewert³ in the same year found the number 51.72 by the analysis of violet chromic chloride and of silver dichromate, and Baubigny⁴ in 1884, the number 51.95 by the conversion of chromic sulphate into the trioxide. In 1889 Rawson,⁵ by the conversion of pure ammonium dichromate into chromium trioxide, obtained the atomic weight 51.80, and finally Meinecke⁶ in 1891 obtained the average value 51.68 by estimating (1) the quantity of silver and chromium in silver chromate and ammonio-silver chromate; (2) the quantity of oxygen in these two compounds; (3) the quantity of oxygen in potassium dichromate; and (4) the quantity of oxygen and of chromium in ammonium dichromate. The value now (1907) adopted is 51.7 (H = 1), 52.1 (O = 16).

¹ *Annalen*, 1844, **56**, 207; 1845, **60**, 182.

² *Pogg. Ann.* 1861, **113**, 137.

³ *Zeitschr. Ges. Naturwiss.* 1861, **17**, 530.

⁴ *Compt. Rend.* 1884, **98**, 146.

⁵ *Journ. Chem. Soc.* 1889, 213.

⁶ *Annalen*, 1891, **261**, 339.

MOLYBDENUM, Mo = 95.3 (H = 1).
 = 96.0 (O = 16).

481 The name *Molybdæna*, which occurs in the writings of Dioscorides and Pliny, is derived from the Greek word *μόλυβδος*, lead, and was originally employed for the designation of a variety of substances containing lead. At a later time the name was used to signify galena or substances similar in appearance to this body, and to these the name of plumbago or black-lead was also given. Even sulphide of antimony and pyrolusite, to which latter mineral Linnæus gave the name of molybdænum magnesii, were also classed among the same group of bodies. At a still later period this word was solely applied to graphite and to the mineral sulphide of molybdenum, which is extremely similar in its appearance to graphite.

The difference between plumbago and the sulphide of molybdenum was first pointed out by Scheele in his treatise on "Molybdæna" in 1778, and in another on "Plumbago" in 1779.¹ By heating the former mineral with nitric acid he obtained sulphuric acid, together with a peculiar white earth which he recognised as an acid-forming oxide, and termed *acidum molybdænicæ*, and he assumed that the mineral was a compound of this acid with sulphur. In 1781 Bergman suggested that the earth was probably a calx of a metal, and in 1782 he wrote that Hjelm had succeeded in preparing the metal, though the details of the experiments were first made known in 1790.

Another mineral containing molybdenum is the yellow molybdate of lead or wulfenite first found in Carinthia. This was investigated by the elder Jacquin, and he showed that it contained lead, but was doubtful as to the nature of the acid with which this metal was combined. Salzwedel, who analysed it in 1790, believed that it was a lead salt of tungstic acid, but Klaproth in 1797 ascertained its true composition. The compounds of molybdenum were then more accurately examined by Berzelius.

Molybdenum is usually found as molybdenite, MoS_2 ; also as wulfenite, PbMoO_4 ; more rarely it occurs as molybdic ochre, $\text{MoO}_3 \cdot x\text{H}_2\text{O}$, and pateraite, CoMoO_4 . Iron ores frequently contain traces of molybdenum, and hence this metal is also found

¹ *Vetensk. Acad. Handl.*

in pig-iron as well as in the slag. Thus the iron-slag obtained in the process of melting the cupreous schist at Mansfeld is said to contain from 9 to 28 per cent. of molybdenum.¹

Metallurgy of Molybdenum.—Metallic molybdenum is obtained from its ores either by an electrical method or by reduction with aluminium.

By the electrical method, molybdenite is heated in a carbon tube with an arc of 350 ampères at 60 volts, when sulphur dioxide is evolved; the current is then increased to 900 ampères at 50 volts, when complete fusion takes place and the sulphur is entirely expelled. The metal prepared in this way, however, contains from 5 to 7 per cent. of carbon, which may be removed by heating with molybdic oxide.

A metal of 98 to 99 per cent., containing some iron and very small quantities of silicon, is obtained by the reduction of molybdic oxide by means of aluminium powder, as described under aluminium.

Molybdenum is chiefly used in the form of rich ferromolybdenum alloys for the manufacture of special steels.

Metallic molybdenum may be obtained on the small scale as a grey powder, which assumes a silver-white appearance under pressure, by heating the trioxide or one of the chlorides in a current of hydrogen, but is best prepared by heating a mixture of molybdenum dioxide with one-tenth of its weight of sugar charcoal in a carbon crucible in the electric furnace, the action of the arc being stopped before the portions in contact with the crucible have had time to fuse. It is thus obtained free from carbon, whereas if too strongly heated it takes up the latter in considerable quantities. The pure metal is as malleable as iron, and is not hard enough to scratch glass, has a specific gravity of 9.01, and can be forged when hot; it scarcely undergoes oxidation at the ordinary temperature, but is superficially attacked at a dull red heat, and rapidly at 600°, molybdenum trioxide subliming. It is rapidly attacked by fused potassium chlorate and nitrate. It may be distilled in the electric furnace, giving a vapour which solidifies in crystals.² When coarsely powdered it is attacked by fluorine at the ordinary temperature, by chlorine at a dull red, and by bromine at a cherry-red heat, but not by iodine at the softening point of glass.

¹ Heine, *J. pr. Chem.* 1836, 9, 177.

² Moissan, *Compt. Rend.* 1906, 142, 425.

It is insoluble in dilute acids with the exception of nitric acid, but dissolves in concentrated sulphuric acid, the solution being first blue, but finally becoming colourless with formation of the trioxide, sulphur dioxide being also evolved.

Molybdenum forms amalgams which may be obtained by the electrical method. When these amalgams are distilled in vacuo molybdenum is left behind in the pyrophoric state.¹

MOLYBDENUM COMPOUNDS.

MOLYBDENUM AND OXYGEN.

482 Molybdenum combines with oxygen to form a series of oxides, many of which have a composition corresponding to those of chromium.

Molybdenum sesquioxide, Mo_2O_3 .

Molybdenum dioxide, MoO_2 .

Molybdenum trioxide, MoO_3 .

The first two are basic oxides, but very little is known of their salts other than the halogen derivatives. The trioxide is the most important, and like the analogous chromium oxide is an acid-forming oxide giving rise to the important series of *molybdates*. A blue oxide, which is usually regarded as a combination of the dioxide with the trioxide, is also known, but its composition is not definitely settled, whilst an oxide, Mo_2O_5 , and a peroxide have also been described.

The compound formerly described as a hydrated monoxide has been shown to be the hydroxide of molybdenum sesquioxide.

Molybdenum Sesquioxide, Mo_2O_3 , is formed when one of the higher oxides is treated with sodium amalgam, zinc, &c. When the trioxide is thus treated, the colourless solution first becomes blue, then reddish-brown, and lastly black. The *hydroxide*, $\text{Mo}(\text{OH})_3$, is obtained as a brownish-black powder by precipitating with ammonia, washing with dilute ammonia, and drying in a current of hydrogen at 100° . When gently ignited in absence of air the water is evolved and the sesquioxide remains as a black mass (Berzelius). A black precipitate of this hydroxide is also produced when molybdenum dichloride

¹ Férée, *Compt. Rend.* 1896, 122, 733.

is boiled with caustic potash, hydrogen being evolved during the reaction.¹ Molybdenum sesquioxide is insoluble in acids, and even the hydroxide dissolves only with difficulty.

The Salts of the Sesquioxide are black or of a dark purple colour in concentrated solution, but when diluted they are transparent and of a purple tint. In the solid form the sesquisalts are dark-grey or black. They have a styptic taste, oxidise slightly on exposure to the air, are precipitated by alkalis with formation of the hydroxide, and give a brown precipitate with ammonium sulphide soluble in excess of the reagent. Sulphuretted hydrogen also precipitates them, though slowly. Sodium phosphate produces a brownish-black precipitate.

Molybdenum Dioxide, MoO_2 , is formed when the sesquioxide is gently heated in a current of air, or when sodium trimolybdate is ignited for several hours in a current of hydrogen. It is the only oxide formed when molybdenum trioxide is reduced by heating in hydrogen,² and may be prepared pure by heating this oxide first at 470° in a stream of the gas, and then in a current of dry hydrochloric acid, when any unchanged trioxide is converted into a volatile oxychloride and thus removed.³ It is also formed when ammonium molybdate is fused with molybdenum trioxide,⁴ and the product may be purified by washing successively with caustic soda, hydrochloric acid, and water, and then dried at 110° . The pure oxide is a brown or violet-brown crystalline powder, and is reduced to the metal when heated at 600° in hydrogen. It is obtained in dark-blue prisms resembling indigo by fusing sodium trimolybdate with one-third of its weight of zinc, and extracting the mass alternately with caustic potash and hydrochloric acid;⁵ this product, however, always contains a little admixed zinc molybdate, $\text{Zn}_2\text{Mo}_3\text{O}_9$, but it may be obtained pure by fusing together 8 grams of fused ammonium molybdate, 14 grams of potassium carbonate, and 7 grams of boron sesquioxide and extracting the cooled melt with water. It then forms opaque tetragonal crystals, having a violet reflex, which are insoluble in boiling hydrochloric acid and caustic potash.⁶

Molybdic Tetrahydroxide, $\text{Mo}(\text{OH})_4$, is obtained when a

¹ Muthmann and Nagel, *Ber.* 1898, **31**, 2009.

² Guichard, *Compt. Rend.* 1899, **129**, 722.

³ Friedheim and Hoffmann, *Ber.* 1902, **35**, 791.

⁴ Guichard, *Compt. Rend.* 1899, **129**, 722; 1900, **131**, 998.

⁵ Ullik, *Annalen*, 1867, **144**, 227.

⁶ Muthmann, *Annalen*, 1887, **238**, 114.

solution of the pentachloride or of ammonium molybdenum tetrachloride is precipitated with ammonia. On drying, the precipitate has a dark-red colour; it dissolves slowly in water, yielding a yellow or dark-red colloidal solution which reddens litmus, has a somewhat acrid and metallic taste, and is precipitated by the addition of salts. In closed vessels it decomposes after some time, forming a transparent jelly. The ignited dioxide does not dissolve in aqueous acids, although the hydroxide does so.

The Salts of the Dioxide are very unstable, and are formed when an excess of molybdenum is treated with the corresponding acid, and then the requisite quantity of nitric acid added. The concentrated solutions are black, and on dilution they become of a bluish-green, greenish-yellow, dark-red, and lastly yellow colour. On exposure to the air they absorb oxygen and become blue, whilst with zinc they give a black precipitate of $\text{Mo}(\text{OH})_3$. With alkalis they yield a reddish-brown precipitate, and with sulphuretted hydrogen, and ammonium sulphide, give the same reactions as the salts of the sesquioxide.

MOLYBDENUM TRIOXIDE AND MOLYBDIC ACID.

483 *Molybdenum Trioxide*, MoO_3 , occurs as molybdic ochre in crystalline or fibrous masses, as well as in the form of an earthy powder or incrustation. It is usually found with molybdenite, and has probably been formed by its oxidation.

In order to prepare the trioxide in the pure state on the small scale the native sulphide may be heated in a combustion tube in a current of air until it is all oxidised, and the trioxide sublimed.¹ On the larger scale it may be obtained by mixing the same powdered mineral with an equal weight of pure quartz sand and roasting the mixture on a flat iron plate. The roasted product is then boiled with dilute ammonia, and a small quantity of ammonium sulphide added to the solution in order to precipitate the copper. The filtered liquid is then evaporated to dryness, and the residue again dissolved in dilute ammonia. Crystals of ammonium molybdate are obtained from the filtrate on concentration. These are decomposed by nitric acid, evaporated to dryness, and the residual trioxide well washed with water. Molybdenum trioxide can also be obtained from native

¹ Wöhler, *Annalen*, 1856, 100, 376.

lead molybdate by first treating the mineral with dilute hydrochloric acid in order to remove iron, zinc, &c., then decomposing it with hot concentrated hydrochloric acid, evaporating down and digesting with dilute ammonia, when ammonium molybdate remains in solution and can be crystallised out as already described.¹ The ammonium molybdate may also be converted into the trioxide by being ignited in a platinum dish and subsequently heated to a dull-red heat in a current of oxygen.²

Molybdenum trioxide is a white impalpable powder, which when heated becomes yellow; it melts at a red-heat to a dark yellow liquid, which, on cooling, solidifies to a yellowish-white fibrous crystalline mass, having a specific gravity of 4.39 (Schafarik). It volatilises at very high temperatures when heated in closed vessels, but in the air it sublimes more easily, depositing small colourless transparent rhombic tablets. It dissolves in 500 parts of cold, and in about 960 parts of hot water. The solution reddens litmus paper, turns turmeric paper brown, and possesses a sharp metallic taste.

Molybdic Acid, $H_2MoO_4 \cdot H_2O$ or $MoO_3 \cdot 2H_2O$, crystallises out in yellow crusts when three parts of ammonium molybdate are dissolved in twenty parts of water, the same quantity of nitric acid of specific gravity 1.16 added, and the whole allowed to stand. The deposition of the acid frequently takes place only very slowly, and the addition of a crystal of the compound renders its separation more easy.³

When the solution of the trioxide in nitric acid is allowed to evaporate spontaneously, a white crystalline powder separates, which on heating loses water (Berzelius). This consists of the anhydrous acid, H_2MoO_4 , which was once obtained by Ullik in the form of thin prismatic crystals by the decomposition of magnesium molybdate with nitric acid. It is also formed when the yellow acid is heated at 60° , or its solution in water concentrated at $40-50^\circ$, and is thus obtained in white needles which are very sparingly soluble in cold, but more readily in hot water.⁴

Colloidal Molybdic Acid.—When the hydrochloric acid solution of ammonium molybdate is dialysed, a yellow, strongly acid, astringent solution of molybdic acid remains, which on evapora-

¹ Wöhler, *Mineralanalyse*, 146.

² Muthmann, *Annalen*, 1887, 238, 117.

³ Gmelin-Kraut, 2, 171; Rosenheim and Bertheim, *Zeit. anorg. Chem.* 1903, 34, 427; 1906, 50, 320; Graham, *Journ. Franklin Inst.* 1907, 163, 69.

⁴ Rosenheim and Davidsohn, *Zeit. anorg. Chem.* 1903, 37, 314.

tion yields a deliquescent gummy mass.¹ After drying over sulphuric acid for several weeks it has the empirical formula $H_2Mo_2O_7$, but the determination of the molecular weight by Raoult's method indicates that it contains four MoO_3 groups.² If ordinary ammonium molybdate be precipitated with barium chloride, and the washed precipitate decomposed with the exact quantity of sulphuric acid, a colourless solution is obtained, possessing an acid reaction and metallic taste. When dried over sulphuric acid for several months it has the composition $H_2Mo_2O_7$, and on heating at 100° , 120° , and $160-170^\circ$, the residues have the compositions $H_2Mo_2O_7$, $H_2Mo_4O_{13}$, and $H_2Mo_8O_{25}$ respectively; at 250° pure molybdenum trioxide remains behind.

Molybdenum trioxide generally behaves as an acid-forming oxide analogous to chromium trioxide, and unites with bases to form molybdates. The normal molybdates are unstable, and show a great tendency to form polymolybdates corresponding to the polychromates by uniting with further molecules of the trioxide, as many as ten molecules of MoO_3 combining with one equivalent of a basic oxide.

The molybdates also combine with other acidic oxides forming the series of salts known under the general term of the complex molybdates. The best known of these are the phosphomolybdic acids, in which a varying number of molecules of molybdenum trioxide and of phosphoric anhydride are combined with a basic oxide (p. 1045); similar compounds are formed by the acidic oxides of arsenic, sulphur, vanadium, antimony, and also of iodine, tin, silicon, and manganese.³ The exact constitution of these salts is not yet known.

Molybdenum trioxide acts towards strong acids as a basic oxide; thus it combines with two molecules of hydrochloric acid to form a volatile crystalline compound, which is probably the *hydroxychloride*, $MoO(OH)_2Cl_2$; with sulphuric acid it yields the compound⁴ MoO_2SO_4 , analogous to the salts formed by the trioxides of tungsten and uranium.

Sodium Molybdates.—The normal molybdate, Na_2MoO_4 , is

¹ Graham, *Journ. Chem. Soc.* 1864, 328.

² Sabanéef, *Journ. Chem. Soc. Abstr.*, 1890, 1215.

³ Péchard, *Compt. Rend.* 1901, 132, 628; Rosenheim and Itzig, *Zeit. anorg. Chem.* 1898, 16, 76; Friedheim and Samelon, *Zeit. anorg. Chem.* 1900, 24, 65; Rosenheim and Liebknecht, *Annalen*, 1899, 304, 40; Asch, *Zeit. anorg. Chem.* 1901, 28, 273.

⁴ Compare Guichard, *Compt. Rend.* 1906, 143, 744.

formed by fusing the trioxide with the requisite quantity of sodium carbonate, and crystallises from water in acute rhombohedra, containing two molecules of water; below 6° prisms containing 10 molecules of water separate out, resembling Glauber's salt in appearance, which effloresce in the air forming the first-named salt. The *dimolybdate*, $\text{Na}_2\text{Mo}_2\text{O}_7$, is formed when sodium carbonate and the trioxide are fused in the requisite proportions, and is a crystalline mass soluble with difficulty in cold and only slowly in hot water. The *trimolybdate*, $\text{Na}_2\text{Mo}_3\text{O}_{10}\cdot 7\text{H}_2\text{O}$, obtained in a similar manner, crystallises in large needles, 3.9 parts of which dissolve in 100 parts of water at 20° and in 137 parts at 100°. The *tetramolybdate*, $\text{Na}_2\text{Mo}_4\text{O}_{13}\cdot 11\text{H}_2\text{O}$, is prepared by the action of the calculated quantity of hydrochloric acid on the normal salt, and forms small glistening crystals soluble with difficulty in cold, but readily in hot water. An excess of hydrochloric acid gives rise to the acid salt, $\text{NaHMo}_4\text{O}_{13}\cdot 8\text{H}_2\text{O}$, which forms long efflorescent monoclinic crystals readily soluble in water. *Sodium octomolybdate*, $\text{Na}_2\text{Mo}_8\text{O}_{25}\cdot 4\text{H}_2\text{O}$, is formed as a white powder by the action of a solution of sodium carbonate on the acid salt, $\text{HNaMo}_8\text{O}_{25}\cdot 4\text{H}_2\text{O}$, which latter salt is obtained by boiling the normal sodium molybdate with nitric acid, and also forms a white or yellowish powder. A sodium octomolybdate crystallising with $15\text{H}_2\text{O}$ has been obtained by the action of sulphur dioxide on a solution of the tetramolybdate.¹ The *decamolybdate*, $\text{Na}_2\text{Mo}_{10}\text{O}_{31}\cdot 12\text{H}_2\text{O}$, is a white crystalline powder obtained by heating the normal salt on the water-bath with sufficient hydrochloric acid to saturate the requisite quantity of sodium. It is sparingly soluble in water. If soluble molybdic acid be dissolved in the requisite quantity of sodium carbonate, the salt $\text{Na}_2\text{Mo}_{10}\text{O}_{31}\cdot 21\text{H}_2\text{O}$ crystallises in monoclinic prisms, and is soluble in cold water without decomposition.

A salt containing 3 equivalents of soda to 7 of molybdenum trioxide is obtained by allowing a solution of the calculated quantity of the trioxide in sodium carbonate to evaporate spontaneously, the crystals having the composition $\text{Na}_6\text{Mo}_7\text{O}_{24}\cdot 22\text{H}_2\text{O}$. On heating it loses water and yields the anhydrous salt, which solidifies in long needles readily soluble in water.

Potassium Molybdates.—The normal salt, K_2MoO_4 , obtained in a similar manner to the sodium salt, crystallises in microscopic

¹ Rosenheim, *Zeit. anorg. Chem.* 1897, 15, 180.

four-sided crystals, which are readily soluble in water. When hydrochloric acid is added drop by drop to a solution of the trioxide in potassium carbonate until a permanent turbidity is produced, a salt of the composition $K_6Mo_7O_{24} \cdot 4H_2O$ separates out on standing, in monoclinic prisms, which are decomposed by water into the *trimolybdate*, $K_2Mo_3O_{10} \cdot 3H_2O$, which forms silky pliable needles. If this be dissolved in molybdic acid prepared from ammonium molybdate, a crystalline precipitate is formed which dissolves in hot water and on cooling deposits glistening crystals of the *tetramolybdate*, $K_2Mo_4O_{13} \cdot 6H_2O$. A crystalline *octomolybdate*, $K_2Mo_8O_{25} \cdot 13H_2O$, is also known (Rosenheim).

Ammonium Molybdates.—The *normal molybdate*, $(NH_4)_2MoO_4$, is produced when molybdenum trioxide or an ammonium polymolybdate is heated with excess of concentrated ammonia, and crystallises in four-sided prisms which are decomposed by water. When a solution of the trioxide in ammonia is evaporated, the compound $(NH_4)_6Mo_7O_{24} \cdot 4H_2O$ (Delafontaine) crystallises out in large colourless monoclinic crystals. This is the salt usually known as ammonium molybdate. According to Klason,¹ however, the molecular weight in aqueous solution, taking into account the degree of dissociation indicated by the electrical conductivity, shows that this salt is probably a double salt, $(NH_4)_3H_3Mo_3O_{12} \cdot (NH_4)_2H_4Mo_3O_{12}$, which is resolved into its constituents, triammonium and diammonium trimolybdates, when dissolved in water. The *dimolybdate*, $(NH_4)_2Mo_2O_7$, separates out on evaporating the mother-liquor of the normal salt in the form of a white crystalline powder.² The *trimolybdate*, $(NH_4)_2Mo_3O_{10} \cdot H_2O$, is frequently formed by the decomposition of a solution of the ordinary salt at a low temperature, when it separates out in silky needles sparingly soluble in cold, but readily so in hot water. Other crystalline ammonium salts have been described, which contain a larger proportion of molybdenum trioxide.³

Calcium Molybdate, $CaMoO_4$, is obtained by precipitating a solution of the ordinary ammonium salt containing an excess of ammonia with calcium chloride. It forms a white precipitate consisting of microscopic tetragonal pyramids. If calcium

¹ Ber. 1901, 34, 153.

² Compare Klason, Ber. 1901, 34, 153.

³ Klason, Ber. 1901, 34, 153; Rosenheim, Zeit. anorg. Chem. 1897, 15, 180; 1903, 34, 427; Mylius, Ber. 1903, 36, 638.

carbonate be boiled with an excess of the trioxide and water, and the solution allowed to evaporate spontaneously, *calcium trimolybdate*, $\text{CaMo}_3\text{O}_{10}\cdot 6\text{H}_2\text{O}$, is deposited. The salt, $\text{H}_2\text{CaMo}_3\text{O}_{26}\cdot 17\text{H}_2\text{O}$ crystallises from a solution of the normal salt in the requisite quantity of hydrochloric acid. It is deposited in small oblique glistening prisms which are scarcely soluble in cold but readily dissolve in hot water.

Barium Molybdate, BaMoO_4 , is a crystalline precipitate difficultly soluble in acids. It is obtained in tetragonal pyramids by fusing together sodium molybdate, barium chloride, and common salt.

When the ordinary ammonium salt is precipitated with barium chloride a flocculent precipitate of $\text{Ba}_3\text{Mo}_7\text{O}_{24}\cdot 9\text{H}_2\text{O}$ is thrown down, which is slightly soluble in water. A compound, $\text{BaMo}_3\text{O}_{10}\cdot 3\text{H}_2\text{O}$, having properties similar to the last salt, is obtained by precipitating a soluble trimolybdate. When barium carbonate is dissolved in soluble molybdic acid and the solution allowed to stand, oblique prisms of the salt $\text{H}_2\text{BaMo}_3\text{O}_{26}\cdot 17\text{H}_2\text{O}$ are deposited; and if the normal salt be treated with dilute nitric acid the compound $\text{BaMo}_9\text{O}_{28}\cdot 4\text{H}_2\text{O}$ is formed. This is insoluble in water and is not completely decomposed by acids, even by sulphuric acid.

Magnesium Molybdate, $\text{MgMoO}_4\cdot 5\text{H}_2\text{O}$, is obtained by boiling magnesia with water and molybdenum trioxide, and evaporating the solution, when the salt separates out in long glistening transparent prisms. Magnesium molybdate forms with the molybdates of potassium and sodium double salts such as K_2MoO_4 , $\text{MgMoO}_4\cdot 2\text{H}_2\text{O}$, which appear to be isomorphous with the corresponding manganese and ferrous salts.

Lead Molybdate, PbMoO_4 , occurs native as wulfenite in orange-red transparent tetragonal tablets and octahedra, which have a specific gravity varying from 6 to 7. When one part of sodium molybdate is fused with six parts of lead chloride and four of sodium chloride in a closed crucible, bright-yellow translucent pyramids or tablets of the artificial compound are obtained, which have a specific gravity of 6.811. If a solution of a molybdate be added to one of lead nitrate the same compound is also obtained in the form of a white precipitate which melts at a very high temperature. We are not acquainted with any other lead molybdate.

Molybdenum Molybdates.—When molybdic acid is reduced in solution by sulphuretted hydrogen, sulphur dioxide, stannous

chloride, etc., a blue solution is obtained and this reaction forms one of the most characteristic tests for molybdenum. This is due to the formation of an oxide or oxides intermediate between the di- and the tri-oxide, and the solutions deposit a blue precipitate of this oxide which contains water, and is termed *molybdenum blue*. It may also be obtained by adding a cold dilute hydrochloric acid solution of molybdenum dioxide to one of ammonium molybdate, and in several other ways. The solubility in water of the blue oxide varies with the conditions of precipitation.

Much doubt exists as to the composition of this substance; Rammelsberg assigned to it the formula $\text{Mo}_2\text{O}_5 = \text{MoO}_2, \text{MoO}_3$, and others have regarded it as $\text{Mo}_3\text{O}_8 = \text{MoO}_2, 2\text{MoO}_3$, whilst according to Guichard¹ it has the composition $\text{Mo}_5\text{O}_{14}, 6\text{H}_2\text{O} = \text{MoO}_2, 4\text{MoO}_3, 6\text{H}_2\text{O}$. On the other hand, Klason² states that more than one compound exists, and regards these as complex derivatives of an oxide, Mo_2O_6 , and molybdic acid, analogous to phosphomolybdic acid.

A brown hydroxide, $\text{MoO}(\text{OH})_3 = \text{Mo}_2\text{O}_5, 3\text{H}_2\text{O}$, is obtained, according to Klason,³ by treating ammonium molybdenum oxychloride, $\text{MoOCl}_3, 2\text{NH}_4\text{Cl}$, with the exact amount of ammonia; on heating in carbon dioxide this loses water, and the oxide Mo_2O_5 is formed as a violet-black powder.

Several crystalline, ammoniacal double molybdates have been described⁴ of the general formula $\text{M}'_2\text{M}''(\text{MoO}_4)_2, 2\text{NH}_3$, where $\text{M}' = \text{K}$ or NH_4 , and $\text{M}'' = \text{Cu}$, Zn , Cd , Ni or Co .

484 Phosphomolybdic Acid, $\text{H}_3\text{PO}_4, 12\text{MoO}_3$.—This complex acid is obtained by the repeated treatment of the ammonium salt with small quantities of aqua regia, and crystallises out on evaporation of the combined solutions. It forms at least three different crystalline hydrates, but the statements of different authors as to the number of molecules of water in these vary considerably. Debray⁵ gives 21, 38, and 48 molecules to one of P_2O_5 , Gibbs⁶ 27, 46, and 59 molecules, and Finkener⁷ 29 and

¹ *Compt. Rend.* 1899, **129**, 722; Rogers and Mitchell, *J. Amer. Chem. Soc.* 1900, **22**, 350; Junius, *Zeit. anorg. Chem.* 1905, **46**, 426.

² *Ber.* 1901, **34**, 148; see also Bailhache, *Compt. Rend.* 1901, **133**, 1210.

³ *Ber.* 1901, **31**, 148; compare Guichard, *Compt. Rend.* 1902, **134**, 173.

⁴ Briggs, *Journ. Chem. Soc.* 1904, 672.

⁵ *Compt. Rend.* 1868, **66**, 700.

⁶ *Amer. Chem. Journ.* 1881-2, **3**, 317.

⁷ *Ber.* 1878, **11**, 1638; see also Levi and Spelta, *Gazzetta*, 1903, **33**, i. 207; Miolati, *Gazzetta*, 1903, **33**, ii. 335.

58 molecules. Debray also believed the ratio $P_2O_5 : MoO_3$ to be 1:20, but Gibbs and Finkener have shown that it is 1:24.

Ammonium Phosphomolybdate, $(NH_4)_3PO_4 \cdot 12MoO_3$.—This salt was discovered by Gmelin,¹ but Sonnenschein² was the first to notice that this compound contained phosphoric acid as an essential constituent. It is formed when a solution of a molybdate is mixed with ammonia, and a small quantity of phosphoric acid in nitric acid solution added, or when the free acid is added to a strongly acid solution of the ammonium salt. Under these circumstances a canary-yellow powder is thrown down. Pyro- and meta-phosphates do not yield this precipitate; it is only formed when they are converted into orthophosphates, and when this change takes place slowly the compound is obtained in glistening yellow crystals (Debray). It is almost insoluble in water and in dilute acids and is also insoluble in a nitric acid solution of ammonium molybdate. The presence of hydrochloric acid and chlorides, as well as of many organic acids, with the exception of acetic acid, retards the formation, whilst in presence of an excess of phosphoric acid no precipitation occurs.

When dried at above 130° it always has the composition given above, in which the ratio $P_2O_5 : MoO_3$ is 1:24, but according to Gibbs the hydrated precipitate has the composition $(NH_4)_3PO_4 \cdot 12MoO_3 \cdot (NH_4)_2HPO_4 \cdot 11MoO_3 \cdot 8H_2O$. It dissolves in 10,000 parts of pure water, in 6,600 parts of one per cent. nitric acid, and in 550 parts of hydrochloric acid of specific gravity 1.12. It is readily soluble in alkalis, and on allowing the ammoniacal solution to stand, glistening needles or prisms having the composition $2(NH_4)_3PO_4 \cdot 5MoO_3 \cdot 7H_2O$ separate out. These are sparingly soluble in cold, readily in hot water, forming a slightly acid liquid.

Phosphomolybdic acid also precipitates strongly acid solutions of the salts of rubidium, caesium, thallium, and the organic alkalis, but not solutions of sodium or lithium salts. The heavy metals are also not precipitated if a sufficient amount of free acid be present. This acid is used as a reagent for the alkaloids or, in place of this, a liquid prepared by saturating a solution of sodium carbonate with molybdenum trioxide, and adding one part of sodium phosphate to every part of the trioxide, may be employed; this solution is evaporated to dryness, the residue

¹ *Handbook*, vol. iv. 68.

² *J. pr. Chem.* 53, 342.

fused, dissolved in water, filtered, and nitric acid added until the liquid becomes yellow.

In addition to these salts, others have been prepared in which the ratio $P_2O_5 : MoO_3$ is 1 : 15–18, and it appears not improbable that some exist in which the ratio is even higher than 1 : 24. Arsenic acid gives rise to an analogous series of complex acids, in the highest of which the ratio $As_2O_5 : MoO_3$ appears to be 1 : 20.

Permolybdic Acid.—The molybdates when treated with hydrogen peroxide in acid solution give a yellow coloration, but the yellow substance cannot be extracted by ether. If molybdenum trioxide be treated with hydrogen peroxide on the water-bath, and the mixture evaporated under diminished pressure, *permolybdic* or *ozomolybdic acid*,¹ $H_2MoO_5 \cdot nH_2O$, is obtained as an orange-red amorphous substance. Potassium trimolybdate dissolves in hydrogen dioxide yielding an orange-yellow solution, which on concentration at a moderate heat, yields yellow crystals of *potassium permolybdate*, which, according to Muthmann and Nagel,² has the composition $K_2O \cdot 2MoO_3 \cdot MoO_4 \cdot 3H_2O$. These chemists have shown that the molybdates of the alkali metals, when dissolved in hydrogen peroxide, are able to take up additional oxygen to the extent of one atom or less per atom of molybdenum, and in this way they have prepared a number of *permolybdates* or *ozomolybdates*. These very readily lose their oxygen on heating.

A compound, $K_2O_2 \cdot MoO_4 \cdot H_2O_2$, is formed by the action of hydrogen peroxide at -12° on a solution of potassium permolybdate containing caustic potash. This is a brick-red mass which explodes spontaneously when preserved in quantity, and loses oxygen on exposure to the air, or on treatment with water.³

MOLYBDENUM AND THE HALOGENS.

485 *Molybdenum Hexafluoride*, MoF_6 , is obtained by passing dry fluorine over powdered molybdenum, the product being collected in a receiver, cooled by a mixture of solid carbon dioxide and alcohol, and then purified by distillation. It is

¹ Muthmann and Nagel, *Ber.* 1898, 31, 1836.

² *Zeit. anorg. Chem.* 1898, 17, 73; compare Péchard, *Compt. Rend.* 1891, 112, 720.

³ Melikoff and Pissarjewsky, *Ber.* 1898, 31, 632.

a snow-white crystalline substance, melting at 17° to a colourless liquid, which boils at 35° , and is decomposed by water with formation of a blue oxide.¹

Molybdenum Dichloride, MoCl_2 , is prepared by heating the trichloride in a current of dry carbon dioxide:



The tetrachloride volatilises, leaving the dichloride as a sulphur-yellow amorphous powder, which does not alter in the air, and does not dissolve in water but is soluble in alcohol and ether, separating from these solutions in the amorphous condition.² It is also soluble in the hydracids, in hot sulphuric acid, and in the alkalis. The hydrate, $\text{MoCl}_2 \cdot \text{H}_2\text{O}$, crystallises from the hydrochloric acid solution, on standing, in pale-yellow plates insoluble in water, but when the solution is evaporated long prisms having the formula $\text{MoCl}_2 \cdot 2\text{H}_2\text{O}$ are deposited. These are soluble in water and when dissolved in hot hydrochloric acid long glittering needles of the compound, $\text{MoCl}_2 \cdot 3\text{H}_2\text{O}$, are deposited. These do not dissolve in water, but are decomposed by it with evolution of hydrochloric acid.

Molybdenum Dibromide, MoBr_2 , is formed by the decomposition of the tribromide by heat. It forms a yellowish-red infusible mass which does not dissolve in water or in acids.

Molybdenum Di-iodide, MoI_2 , is formed by heating the pentachloride in a current of hydriodic acid. It is a brown amorphous substance of specific gravity 4.3, and is insoluble in water.³

The molecular formulæ of these compounds are probably treble those which are here given, for if the chloride be dissolved in caustic potash the compound $\text{Mo}_3\text{Cl}_4(\text{OH})_2 \cdot 2\text{H}_2\text{O}$ is thrown down on the addition of acetic acid in the form of a pale yellow amorphous precipitate. This compound, which has been termed *chloromolybdic hydroxide*, possesses basic properties, and forms with acids well-defined salts.⁴ Moreover, the molecular weight⁵ of the dichloride in alcohol corresponds to Mo_3Cl_6 .

Chloromolybdic Bromide, $\text{Mo}_3\text{Cl}_4\text{Br}_2 \cdot 3\text{H}_2\text{O}$, is obtained by heating the hydroxide or the chloride with hydrobromic acid. It crystallises on cooling in glittering reddish-yellow plates which

¹ Ruff and Eisner, *Ber.* 1907, **40**, 2926.

² Liechti and Kempe, *Annalen*, 1873, **169**, 351.

³ Guichard, *Compt. Rend.* 1896, **123**, 821.

⁴ Blomstrand, *J. pr. Chem.* 1859, **77**, 100.

⁵ Muthmann and Nagel, *Ber.* 1898, **31**, 2009.

scarcely dissolve in water or in dilute hydrochloric acid. If the mother-liquor of this salt be evaporated, well-formed reddish-yellow prisms having the composition $\text{Mo}_3\text{Cl}_4\text{Br}_2 \cdot 6\text{H}_2\text{O}$ are deposited. These dissolve in water, but are decomposed with separation of a yellow granular powder. Hydriodic acid forms corresponding compounds.

Bromomolybdic Hydroxide, $\text{Mo}_3\text{Br}_4(\text{OH})_2 \cdot 8\text{H}_2\text{O}$.—When molybdenum dibromide is dissolved in dilute alkali and the solution allowed to stand exposed to the air, or when ammonium chloride is added to the hot solution, the above compound is deposited in the form of golden-yellow glistening rhombohedra closely approximating in form to the cube. These lose six molecules of water on drying over sulphuric acid, and assume a dark-red colour. At 100° they lose all their water, a fine red powder remaining behind.¹

Bromomolybdic Fluoride, $\text{Mo}_3\text{Br}_4\text{F}_2$, is prepared with hydrofluoric acid in the same way as the chloride, which it closely resembles.

Bromomolybdic Chloride, $\text{Mo}_3\text{Br}_4\text{Cl}_2 \cdot 3\text{H}_2\text{O}$, is obtained as a pale-yellow powder on adding an excess of hydrochloric acid to the alkaline solution of the hydroxide.

Bromomolybdic Sulphate, $\text{Mo}_3\text{Br}_4\text{SO}_4 \cdot 3\text{H}_2\text{O}$, can be obtained in the same way in the form of a yellow precipitate, whilst when the solution of the hydroxide is treated with ammonium molybdate and acetic acid, *bromomolybdic molybdate*, $\text{Mo}_3\text{Br}_4\text{MoO}_4 \cdot \text{H}_2\text{O}$, is thrown down as a reddish-yellow precipitate.

Molybdenum Trichloride, MoCl_3 , is formed when the pure pentachloride is volatilised in a current of carbon dioxide, the tube being heated strongly at one point only. The trichloride is deposited as a copper-red crystalline crust.² If the pentachloride be heated in a current of hydrogen to 250° the trichloride is also obtained in a form closely resembling red phosphorus (Liechti and Kempe). Heated in the air it forms a white woolly sublimate, whilst impure dichloride remains behind. It is insoluble in cold water and is decomposed by boiling water. It likewise does not dissolve in hydrochloric acid, though it is easily soluble in hot nitric acid, whilst sulphuric acid dissolves it forming a blue solution which on heating becomes green. If the hydroxide be dissolved in hydrochloric acid a brown liquid is obtained which on evaporation dries to a black pitch-like mass.

¹ Atterberg, *Ber.* 1873, 6, 1464.

Blomstrand, *J. pr. Chem.* 1859, 77, 96.

Molybdenum Tribromide, MoBr_3 , is formed by the action of bromine vapour on the heated metal. It sublimes as a mass of fine blackish-green needles which are insoluble in water though soluble in cold dilute nitric, and in boiling hydrochloric acid. On boiling with alkalis the hydroxide is formed (Blomstrand).

Molybdenum Tetrachloride, MoCl_4 , is obtained together with the dichloride, as has been stated, by heating the trichloride in an atmosphere of carbon dioxide. The tetrachloride volatilises as a dark yellow vapour which condenses to a brown crystalline powder. When exposed to the air it becomes of a bluish-green colour and deliquesces to a brown liquid. It is only slowly soluble in hydrochloric acid, and dissolves in concentrated sulphuric acid, giving a bluish-green colour.

Molybdenum Tetrabromide, MoBr_4 , is formed in small quantities in the preparation of the tribromide as black glistening needles, which fuse when heated, volatilising in brownish-red vapours. These readily decompose into bromine and dibromide, and in presence of air the compound deliquesces, forming a dark liquid giving with more water a yellowish-brown solution.

Molybdenum Tetriodide, MoI_4 .—The tetrahydroxide dissolves in hydriodic acid, giving a red-coloured solution, which on spontaneous evaporation yields crystals which transmit red light and appear brown by reflected light.

Molybdenum Pentachloride, MoCl_5 .—This, the highest chloride of molybdenum, is formed by heating molybdenum or molybdenite in dry chlorine for some time, when bright metallic glistening black crystals are formed which melt at 194° and boil at 268° , giving a dark-red vapour which has a specific gravity of 9.4 to 9.53¹ corresponding to the above formula. The compound fumes on exposure to moist air and becomes coloured bluish-green, gradually deliquescing to a brown liquid which on dilution with water becomes colourless. Absolute alcohol and ether yield green solutions, and the chloride also dissolves in hydrochloric acid with evolution of heat. It is decomposed by water with formation of the tetrachloride, molybdic acid, and hydrochloric acid.²

When molybdenum trioxide is heated with phosphorus pentachloride to 170° the compound, $\text{MoCl}_5 \cdot \text{POCl}_3$, is formed. It crystallises in dark green prisms, and when further heated decomposes into its two constituents.

¹ Debray, *Compt. Rend.* 1868, **66**, 732.

Guichard, *Bull. Soc. Chim.* 1901 [3], **25**, 188.

OXY-HALOID DERIVATIVES OF MOLYBDENUM.

486 Molybdenum forms a large number of derivatives containing oxygen and the halogens, many of which are volatile and crystalline and yield crystalline double salts with other metallic haloids.

Molybdenyl Tetrafluoride, MoOF_4 , is formed by the action of anhydrous liquid hydrofluoric acid on the corresponding oxychloride as a white hygroscopic body, melting at 97° and boiling at 180° .¹

Molybdenum Dioxidyfluoride, MoO_2F_2 , is obtained by heating the trioxide with cryolite or lead fluoride as an amorphous sublimate having a bluish tinge, which decomposes in the air into hydrofluoric acid and molybdenum trioxide²; it is obtained in solution by dissolving the trioxide in hydrofluoric acid. It may also be obtained by the action of anhydrous liquid hydrofluoric acid on the dioxydichloride as a white, hygroscopic mass, which sublimes at about 270° , and turns blue in the air.³ Crystalline double salts are formed by dissolving the normal and poly-molybdates in hydrofluoric acid.

Potassium Molybdenum Oxyfluoride, $\text{K}_2\text{MoO}_2\text{F}_4 \cdot \text{H}_2\text{O} = \text{MoO}_2\text{F}_2 \cdot 2\text{KF} \cdot \text{H}_2\text{O}$, forms small triclinic crystals, and the salt $\text{K}_4(\text{F}_3\text{MoO}_2)_2 \cdot 2\text{H}_2\text{O} = 2(\text{MoO}_2\text{F}_2 \cdot \text{KF} \cdot \text{H}_2\text{O})$ crystallises in silky needles which evolve hydrofluoric acid on exposure to air.⁴ Double salts are also known of molybdenum oxytrifluoride and oxytetrafluoride with other fluorides.⁵

Molybdenyl Tetrachloride, MoOCl_4 , is formed by the action of chlorine on a moderately-heated mixture of carbon and molybdenum dioxide. It forms a dark-green crystalline mass, or, if obtained at a higher temperature, light-green plates having a metallic lustre. It melts and evaporates below 100° , solidifying to a green glistening mass and yielding a dark-red vapour. It is readily decomposed by water, deliquescing in moist air to a blue liquid, and this on addition of water gives a blue precipitate which becomes brown in presence of ammonia. According to Klason,⁶ this compound is molybdenyl trichloride, MoOCl_3 , and

¹ Ruff and Eisner, *Ber.* 1907, **40**, 3931.

² Schultze, *J. pr. Chem.* 1880, **21**, 442.

³ Ruff and Eisner, *Ber.* 1907, **40**, 2933.

⁴ Delafontaine, *Arch. Sc. Phys. Nat.* 1855, **30**, 240.

⁵ Marchetti, *Zeit. anorg. Chem.* 1895, **10**, 66.

⁶ *Ber.* 1901, **34**, 148.

not tetrachloride, since it yields with ammonia the double salt *ammonium molybdenyl chloride*, $\text{MoOCl}_4 \cdot 2\text{NH}_4\text{Cl}$. The last compound may also be obtained by dissolving ammonium molybdate in fuming hydrochloric acid containing ammonium iodide and a small quantity of ammonium chloride, heating until no more iodine is set free, and saturating the cooled mixture with hydrochloric acid, when it separates in grass-green octahedra. Similar compounds have been obtained with potassium, rubidium, and caesium chlorides.¹

Molybdenum Dioxychloride, MoO_2Cl_2 .—This compound was originally supposed to be the hexachloride, its true composition being first ascertained by Rose. It is obtained by heating the dioxide in chlorine and also together with other chlorides, when a mixture of the trioxide and carbon is substituted for the dioxide. It sublimes usually as an amorphous mass, and only melts in closed vessels, in which it may be sublimed at low temperatures yielding thin tetragonal plates, or mossy aggregates. It dissolves readily in water and alcohol.

Dimolybdenum Trioxypentachloride, $\text{Mo}_2\text{O}_3\text{Cl}_5$, is frequently formed in the preparation of the molybdenum chlorides from materials containing oxygen, and is best obtained by heating the trioxide in chlorine; when carefully sublimed in a current of hydrogen it yields well-developed dark reddish brown crystals, which may be readily melted and volatilised, and dissolve in water forming a solution which is first colourless, then green, and finally blue.

Another oxychloride, $\text{Mo}_2\text{O}_3\text{Cl}_6$, is obtained by the repeated sublimation of the oxytetrachloride, and forms well developed violet prisms, which are decomposed on heating in the air into molybdenum dioxychloride and chlorine. When heated to a temperature somewhat higher than that needed for its formation it yields $\text{Mo}_3\text{O}_5\text{Cl}_8$, which forms pale red needles and is stable in the air. Püttbach has prepared several other oxychlorides.²

Molybdenyl Dihydroxydichloride, $\text{MoO}(\text{OH})_2\text{Cl}_2$, is obtained by the action of hydrogen chloride on the trioxide at 150–200°, and is a white crystalline substance which is only volatile without decomposition in an atmosphere of hydrogen chloride.³

A number of salts of chloromolybdic acids, which may be

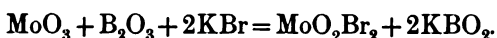
¹ Nordenskjöld, *Ber.* 1901, **34**, 1572.

² *Annalen*, 1880, **201**, 123.

³ Debray, *Compt. Rend.* 1858, **46**, 1101.

regarded as molybdates in which the oxygen and the hydroxyl groups are partially replaced by chlorine, have been described. The acid, $\text{MoOCl}_3 \cdot \text{OH} \cdot 7\text{H}_2\text{O}$, is obtained by the action of fuming hydrochloric acid on molybdenyl hydroxide, and a number of its salts have been prepared.¹

Molybdenum Dioxydibromide, MoO_2Br_2 , is formed when bromine vapour is passed over the heated dioxide, or when a mixture of molybdenum trioxide and boron trioxide is heated with potassium bromide:



It forms yellow tablets which deliquesce on exposure to air.

A number of bromomolybdates have been described (Weinland and Knöll).

MOLYBDENUM AND SULPHUR.

487 *Molybdenum Sesquisulphide*, Mo_2S_3 , is obtained when the disulphide is heated in the electric furnace. It forms steel-grey needles of specific gravity 5.9 at 15°, and is converted into metallic molybdenum when heated to a higher temperature than that at which it is formed.²

Molybdenum Disulphide, MoS_2 , is found native as molybdenite in Sweden, Norway, Bohemia, Saxony, the Urals, at Caldbeck Fells in Cumberland, in Connecticut, California, and elsewhere. It commonly occurs in foliated masses or in scales, and sometimes in tabular hexagonal prisms, and in its general appearance is very similar to graphite, since it possesses a metallic lustre and pure lead-grey colour, and leaves a grey trace on paper. Molybdenite generally occurs embedded in or disseminated through granite, gneiss, zirconsyenite, granular limestone, and other crystalline rocks.

When the trioxide is fused with sulphur, or heated in a current of sulphuretted hydrogen, the same compound is obtained in the form of a glistening black powder, easily distinguished from graphite by the facts that when heated before the blowpipe it is incombustible, that it oxidises when heated in the air with evolution of sulphur dioxide and formation of molybdenum trioxide, and that it is readily oxidised by nitric acid and aqua regia.

¹ Weinland and Knöll, *Ber.* 1904, **37**, 569; *Zeit. anorg. Chem.* 1905, **44**, 81.

² Guichard, *Bull. Soc. Chim.* 1900 [3], **23**, 147.

Molybdenum Trisulphide, MoS_3 , is formed when sulphuretted hydrogen is passed into the concentrated solution of a molybdate, and hydrochloric acid added to the liquid. It may likewise be prepared by boiling the molybdate of an alkali metal for a short time with ammonium sulphide, and then precipitating with dilute sulphuric acid. Thus obtained it is a reddish-brown precipitate which dries to a blackish-brown powder. On heating in absence of air it splits up into the foregoing compound and sulphur. It combines with basic sulphides to form thio-salts.

Potassium Thiomolybdate, K_2MoS_4 , is formed when potassium molybdate is saturated with sulphuretted hydrogen. On evaporating the solution the compound crystallises out in ruby-red four- or eight-sided tablets which have a green metallic lustre, and dissolve in water to form a yellowish-red solution.

Ammonium Thiomolybdate, $(\text{NH}_4)_2\text{MoS}_4$, is obtained by dissolving the trisulphide in ammonium sulphide, and crystallises in cinnabar-red scales.

A series of complicated mono- and di-thiomolybdates, has been described by Krüss.

Molybdenum Tetrasulphide, MoS_4 , is prepared by heating pentathiomolybdic acid to 140° as a cinnamon brown powder which undergoes slight oxidation in the air. The pentathio-acid is obtained as a reddish-brown powder by the action of dilute hydrochloric acid on the potassium salt.

Potassium Pentathiomolybdate, KHMoS_5 , is obtained by evaporating a solution of potassium dimolybdate which has been saturated with sulphuretted hydrogen, and separates in blood-red prisms probably belonging to the rhombic system, which are sparingly soluble in water. A black powder consisting of molybdenum di- and tri-sulphides separates out at the same time.¹

Perthiomolybdic Acid, HMoS_6 .—When a solution of normal ammonium thiomolybdate is mixed with a solution of ammonium polysulphides, *ammonium hexathiomolybdate* or *perthiomolybdate* separates out in black lustrous needles, which are sparingly soluble in water and alcohol. By the action of caustic potash it yields the corresponding potassium salt, KMoS_6 , which crystallises in thin dark brown plates, and is more soluble in water than the ammonium salt. The free acid, HMoS_6 , is obtained by treating the ammonium salt with cold 10 per cent. hydrochloric acid and washing the product with carbon bisulphide.²

¹ *Annalen*, 1884, **225**, 1.

² Hofmann, *Zeit. anorg. Chem.* 1896, **12**, 55.

MOLYBDENUM AND PHOSPHORUS, BORON, CARBON, AND SILICON.

488 *Molybdenum Phosphide*, MoP , is obtained by strongly heating molybdenum trioxide and metaphosphoric acid in a carbon crucible. It forms a grey vesicular mass having a metallic lustre and containing crystals in the cavities. On ignition in the air it oxidises slowly, and takes fire when thrown into fused nitre.

Molybdenum Boride, Mo_3B_4 , is formed when the elements are heated together in the electric furnace¹ as a pale brass-like substance of the specific gravity 7.105.

Molybdenum Carbides.—The carbide, MoC , is obtained by fusing in the electric furnace² a mixture of molybdenum, carbon and aluminium, as a grey crystalline powder of specific gravity 8.40 at 20° , whilst the compound, Mo_2C , is formed when calcium carbide is heated in the electric furnace with molybdenum dioxide.³

Molybdenum Silicide, Mo_2Si_3 , is formed as a crystalline compound when the oxide obtained by calcining ammonium molybdate is heated with silicon in the electric furnace.⁴

DETECTION AND ESTIMATION OF MOLYBDENUM.

489 Molybdenum trioxide and the molybdates may be detected inasmuch as the colourless hydrochloric acid solution when brought into contact with zinc becomes of a blue, green, and lastly dark-brown colour. The lower oxides, as well as their salts, can be readily transformed into the molybdates by oxidation. Molybdenum trioxide colours the blowpipe flame a yellowish green, and imparts to a bead of borax or microcosmic salt a fine green colour in the reducing flame. Hydrochloric or nitric acid produces a curdy precipitate in solutions of a molybdate when not too dilute. This dissolves in an excess of acid, and even in a large quantity of water. A solution of ammonium molybdate in nitric acid becomes yellow-coloured on the addition of a few drops of sodium phosphate, and on warming a heavy yellow

¹ Tucker and Moody, *Journ. Chem. Soc.* 1902, 16.

² Moissan and Hoffmann, *Compt. Rend.* 1904, 138, 1558.

³ Moissan, *Compt. Rend.* 1897, 125, 839.

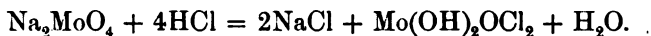
⁴ Vigouroux, *Compt. Rend.* 1899, 129, 1238.

precipitate of ammonium phosphomolybdate (p. 1046) separates out. If some zinc be added even to a very dilute solution of a molybdate, and then hydrochloric acid and a concentrated solution of potassium thiocyanate, the liquid becomes coloured deep red, the red compound being extracted on shaking up with ether.

Molybdenum trisulphide is slowly precipitated from an acid solution by sulphuretted hydrogen, and it dissolves readily in ammonium sulphide. When the solution containing ammonium thiomolybdate is acidified with dilute nitric acid, molybdenum trisulphide is thrown down.

In order to estimate molybdenum *quantitatively* it must be obtained as a neutral molybdate, which is then precipitated with a neutral solution of mercurous nitrate. The yellow precipitate which falls down is washed with a solution of mercurous nitrate, dried, and then either heated in a stream of hydrogen, when molybdenum dioxide is formed, or ignited with a weighed quantity of anhydrous lead oxide until all the mercury is driven off. The increase of weight then gives the amount of trioxide present.

Atomic Weight of Molybdenum.—The determination of the atomic weight of molybdenum has been frequently made, but with very varying results. Berzelius found the number 94·9, but Svanberg and Struve obtained the number 92·5, which was confirmed by Berlin, and then generally adopted. The investigation of Dumas¹ then showed that the number of Berzelius was much more nearly correct, the average obtained by the reduction of the trioxide to the metal in a current of hydrogen being 95·3; the numbers in the different experiments varying, however, from 94·7 to 95·6. Debray² obtained the number 94·8 by the same method, whilst Liechti and Kampe³ by the analysis of the di-, tri-, and penta-chloride of molybdenum obtained the same average number as Dumas; but in this case also the numbers found in the different experiments varied considerably. More recently Smith and Maas⁴ have found the number 95·37, the method adopted being to heat pure sodium molybdate in a current of hydrogen chloride, when the following reaction takes place:



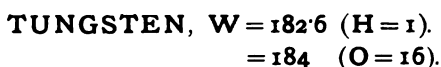
¹ *Ann. Chim. Phys.* 1859 [3], 55, 129.

² *Compt. Rend.* 1868, 66, 732.

³ *Annalen*, 1873, 169, 360.

⁴ *Zeit. anorg. Chem.* 1893, 5, 280.

The last two being volatile, only pure sodium chloride remains behind, and from the amount of this obtained from a given quantity of sodium molybdate, the above number was obtained as the average of ten closely agreeing experiments. Lastly, Seubert and Pollard,¹ by the acidimetric determination of molybdic acid, obtained the number 95.25, and by the reduction of the trioxide to the metal in a current of hydrogen the number 95.31. The atomic weight now adopted (1907) is 95.3 (H = 1), 96 (O = 16).



490 The minerals tungsten or heavy-stone, now termed scheelite or calcium tungstate, and wolfram (the *lupi spuma* of Agricola) were, up to the middle of the eighteenth century, both classed amongst the tin ores. In 1781, Scheele proved that tungsten was composed of lime combined with a peculiar acid, and in the same year, Bergman stated that, in his opinion, this acid was a metallic calx. Two years later the Spanish chemists Juan, José, and Fausto d'Elhujar,² showed that this same acid is contained in the mineral wolfram combined with iron and manganese. They also succeeded in producing metallic tungsten from the acid.

Tungsten is not a common metal, being found only in a few minerals, some of which occur, however, in fairly large quantities. The most important of these is wolfram, or wolframite, a tungstate of iron and manganese (Fe,Mn)WO₄ found in Cornwall, in Cumberland, on Rona in the Hebrides, in County Wicklow, at Zinnwald, in many localities in the United States and also in Austro-Hungary, Spain, Portugal, Queensland, New Zealand, Tasmania, Canada, and various parts of South America. Other important tungsten minerals are scheelite or calcium tungstate, CaWO₄, and stolzite or lead tungstate, PbWO₄. In addition to these tungsten occurs in the following somewhat rare minerals: wolframochre, WO₃; fer-

¹ *Zeit. anorg. Chem.* 1895, **8**, 434.

² *A Chemical Analysis of Wolfram and Examination of a New Metal, which enters into its Composition.* Translated from the Spanish by C. Cullen, to which is prefixed a translation of Mr. Scheele's analysis of the Tungsten, or heavy-stone, with Mr. Bergman's supplemental remarks. London, 1785.

berite, $2(\text{Fe},\text{Mn})\text{WO}_4,(\text{Fe},\text{Mn})\text{O}$; hübnerite, MnWO_4 ; and cuproscheelite, or cuprotungstite, $(\text{Ca},\text{Cu})\text{WO}_4$.

Metallic Tungsten is obtained from wolfram by a method which consists of three distinct stages.¹ Sodium tungstate is first prepared by heating together a mixture of the ground ore and sodium carbonate. When this operation is carried out under proper conditions the extraction is complete and at the same time any tin and silica present are left insoluble. The sodium tungstate thus formed is dissolved in water and separated from the oxides of iron, aluminium, manganese, tin and silicon by filtration, and tungstic acid, H_2WO_4 , is then precipitated by means of acid. In this step care is necessary to prevent the formation of hydrated tungstic acid, which is soluble (see p. 1062). The tungstic acid thus obtained is washed free from soda salts and dried, and the resulting tungstic oxide mixed with carbonaceous materials and submitted to a high temperature in crucibles for reduction to metal. A well-fired crucible when opened should be uniform throughout, with the exception of a thin layer of tops or undecomposed tungstic oxide and carbon, which can be readily removed.

Metallic tungsten is generally used in commerce in the powdered state, but a considerable quantity of ferrotungsten is manufactured by means of the electric furnace, and alloys with manganese and other metals can be obtained by reducing a mixture of the oxides with aluminium. The purest forms of tungsten at present obtainable are hard and brittle, and are not ductile either at ordinary temperatures or when heated.

Metallic tungsten may be prepared on the small scale by the reduction of the trioxide with carbon or in a current of hydrogen by the reduction of the chloride in sodium vapour, or by heating a mixture of the trioxide with one-tenth of its weight of sugar charcoal in the electric furnace, and if care be taken that complete fusion of the metal does not occur, the latter is free from carbon.² The metal thus obtained is as a rule fused on the surface, but is porous internally, and can be welded like iron. It has been obtained in the form of a regulus by reducing the oxide with aluminium turnings and at the close of the reaction adding aluminium foil, and blowing in a stream of oxygen, or by adding liquid air to a mixture of the oxide and aluminium

¹ Hadfield, *Journ. Iron and Steel Institute*, 1903, II., 38.

² Moissan, *Compt. Rend.* 1896, 123, 13.

and igniting as in the thermite process.¹ The powdered metal can also be prepared by heating the oxide with zinc and extracting the product with caustic soda solution,² and by the action of dilute acids on the alloys of manganese and tungsten.³

In the form of a regulus tungsten has a slightly darker colour than zinc, shows a crystalline structure, is harder than glass, and has the sp. gr. 16.6 (Stavenhagen), whereas the metal obtained by Moissan did not scratch glass, and had a sp. gr. of 18.7.⁴ It has the specific heat 0.0340 at 93°, 0.0375 at 423°,⁵ melts⁶ at about 2,800° and can be volatilised in the electric furnace, but is more refractory than iron, molybdenum or uranium.⁷ It is attacked by fluorine at the ordinary temperature with incandescence, and by chlorine at 250—300°, but has no action on nitrogen and phosphorus at a red heat; when heated with carbon, silicon or boron in the electric furnace it yields crystalline compounds having a metallic lustre, which are hard enough to scratch rubies. At a red heat the powdered metal burns in air forming the trioxide, but it is not readily oxidised by moist air, although it is slowly attacked by water containing carbon dioxide, and is readily oxidised when heated with oxidising agents such as lead dioxide or potassium chlorate. Sulphuric, hydrochloric and hydrofluoric acids act upon it slowly, but it is readily dissolved by a mixture of nitric and hydrofluoric acids, and the powdered metal is rapidly oxidised by aqua regia, and dissolves in boiling caustic potash solution with formation of potassium tungstate and evolution of hydrogen, whereas the fused metal is not attacked by aqua regia, but dissolves slowly in fused potash (Stavenhagen). Tungsten has been utilised for the production of filaments for incandescent electric lamps which have a very high efficiency.⁸

¹ Stavenhagen, *Ber.* 1899, **32**, 1513, 3064.

² Delépine, *Compt. Rend.* 1900, **131**, 184.

³ Arrivant, *Compt. Rend.* 1906, **143**, 594.

⁴ See also Roscoe, *Mem. Manch. Lit. and Phil. Soc.* 1872 [3], **5**, 77.

⁵ Defacqz and Guichard, *Ann. Chim. Phys.* 1901 [7], **24**, 139.

⁶ Wartenberg, *Ber.*, 1907, **40**, 3287.

⁷ Moissan, *Compt. Rend.* 1906, **142**, 425.

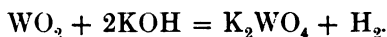
⁸ *J. für Gasbeleuchtung*, 1906, **49**, 756; *Nature*, 1907, **76**, 156; *J. Inst. Elect. Engineers*, 1907, **38**, 211.

COMPOUNDS OF TUNGSTEN.

TUNGSTEN AND OXYGEN.

491 Tungsten forms two definite oxides: tungsten dioxide, WO_2 , and tungsten trioxide, WO_3 . These combine together to form compounds analogous to the blue oxides of molybdenum (p. 1065).

Tungsten Dioxide, WO_2 .—This oxide is formed when a current of hydrogen is passed over the trioxide, WO_3 , at a dull red-heat. It may also be obtained in the wet way by reducing the trioxide, mixed with hydrochloric acid, by means of metallic zinc, or by the action of water on the tetrachloride. In preparing it in the dry way care is needed, as if the temperature be too high metallic tungsten is formed, whereas if the heat be not sufficient, the intermediate blue oxide is produced. Tungsten dioxide is a brown powder of specific gravity 12·1, which has a copper-red colour when crystalline trioxide is employed for its preparation. It is strongly pyrophoric, and must be cooled in hydrogen for some time before it is exposed to the air. It is slightly soluble in concentrated hydrochloric acid and sulphuric acid, yielding purple solutions. Oxidising agents convert it rapidly into the trioxide. It dissolves in potash with disengagement of hydrogen and the production of potassium tungstate:



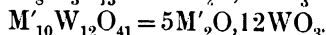
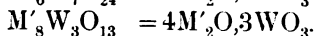
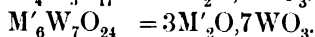
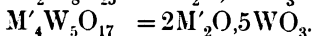
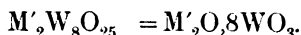
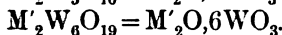
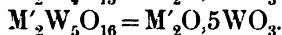
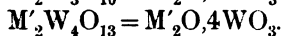
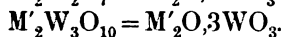
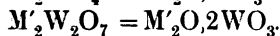
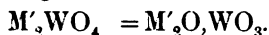
Tungsten Trioxide, WO_3 .—This oxide occurs native as wolframite, a yellow powder found together with other tungsten minerals in Cumberland, near Limoges, in Connecticut, and in North Carolina. In order to prepare the trioxide, the method already described (p. 1058) may be adopted, or finely powdered wolfram may be digested for a long time with hydrochloric acid, the mixture frequently shaken, the acid renewed, and a little nitric acid added towards the end of the process to oxidise the iron. This is continued until the acid has dissolved out the whole of the iron and manganese and the brown powder has become yellow coloured. The insoluble portion consisting of tungsten trioxide and undecomposed wolfram and quartz, after being well washed, is shaken up with a solution of ammonia, which dissolves the liberated tungstic acid. The solution is crystallised and the crystals are converted into the trioxide by

ignition in the air. Wöhler converts the wolframite into calcium tungstate by fusing the finely powdered mineral for an hour with twice its weight of chloride of calcium and then lixiviating, when calcium tungstate remains behind. This is then decomposed by nitric acid, and tungsten trioxide is obtained by igniting the yellow precipitate thus thrown down. The native tungstate of calcium (scheelite) can also be decomposed in this way.

Tungsten trioxide is a bright canary-yellow coloured amorphous powder which becomes dark-orange on heating, but regains its bright yellow colour on cooling. A very slight admixture of sodium salt imparts to the oxide a greenish tint which no amount of oxidation can remove (Roscoe). It also becomes greenish on exposure to light. Tungsten trioxide has been obtained in the crystalline state by Debray, by igniting a mixture of sodium tungstate and carbonate in a current of hydrochloric acid, when the trioxide is obtained in olive-green rectangular prisms which sublime at a white heat. The crystalline trioxide has also been prepared by heating hydrated tungstic acid with borax in a porcelain tube (Nordenskjöld). The specific gravity of tungsten trioxide thus obtained is 6.34. The amorphous oxide is soluble and the crystalline oxide insoluble in sulphur monochloride.¹

TUNGSTIC ACID AND THE TUNGSTATES.

492 Tungsten trioxide is an acid-forming oxide, and yields two tungstic acids, the normal acid, H_2WO_4 , and metatungstic or tetratungstic acid, $H_2W_4O_{13}$, the salts of which correspond to the tetrachromates and tetramolybdates. In addition to the salts corresponding to these acids, a large number of other tungstates analogous to the polychromates and polymolybdates have been prepared, the formulæ of which are given in the following columns.²



¹ Smith and Fleck, *J. Amer. Chem. Soc.* 1899, **21**, 1008.

² See Schaefer, *Zeit. anorg. Chem.* 1904, **38**, 142, where the literature is quoted.

Many of these crystallise with a varying number of molecules of water, forming well-developed crystals. The salts of the formula $M'_{10}W_{12}O_{41}$ are termed paratungstates.

The tungstates also yield complex salts with many other acidic oxides analogous to the complex molybdates.

Tungstic Acid, H_2WO_4 .—When a solution of a tungstate is precipitated by an acid in the cold, a white precipitate is thrown down consisting of hydrated tungstic acid, $H_2WO_4 \cdot H_2O$. This is soluble in water, possesses a bitter taste and reddens litmus. If, on the other hand, an excess of hot acid be used, anhydrous tungstic acid, H_2WO_4 , separates as a yellow powder, insoluble in water and in all acids except hydrofluoric acid. If pure tungsten hexachloride be exposed to the action of moist air, the red monoxchloride is first formed, and this soon passes into a fine flocculent mass of tungstic acid.

The tungstates are insoluble in water with the exception of those of the alkali-metals; and even of these, some tungstates of potassium and ammonium are only sparingly soluble. The tungstates of the alkaline-earth metals, and of the heavy metals are mostly amorphous powders, but they may be obtained in the crystalline state by double decomposition at a high temperature.

Metatungstic Acid, $H_2W_4O_{13} \cdot 7H_2O$.—The salts of this acid were discovered by Margueritte,¹ but the acid was first prepared by Scheibler.² For this purpose the barium salt is decomposed by dilute sulphuric acid or the lead salt with sulphuretted hydrogen. Metatungstic acid crystallises in small yellow octahedra which lose their water of crystallisation at 100°, and on ignition are converted into the trioxide. They are readily soluble in water and the solution possesses a harsh bitter taste. When the solution is concentrated by boiling, a white hydrate is deposited and afterwards the trioxide separates out. The metatungstates of the alkali metals are formed when the ordinary tungstates are boiled with tungstic acid until the filtrate gives no precipitate on addition of hydrochloric acid. The metatungstates of the other metals are, as a rule, easily soluble in water, and are best prepared by double decomposition of the barium salt with the corresponding sulphate or carbonate. The warm solutions usually yield the salts in amorphous masses when evaporated, but when concentrated over sulphuric acid

¹ *Ann. Chim. Phys.* 1846 [3], 17, 475.

² *J. pr. Chem.* 1861, 83, 310.

they frequently crystallise. The metatungstates possess a bitter taste and do not yield a precipitate on addition of an acid, though on continued boiling ordinary tungstic acid is deposited.

Colloidal Tungstic Acid.—This modification of tungstic acid was discovered by Graham,¹ and is obtained by dialysing a 5 per cent. solution of sodium tungstate to which sufficient hydrochloric acid has been added to combine with the sodium. The liquid remaining on the dialyser possesses a bitter astringent taste and does not gelatinise on the addition of acids, even on boiling. On evaporating in a vacuum a transparent gum-like mass is obtained, and this can be heated to 200° without losing its solubility, whilst at a red-heat it is transformed into tungsten trioxide, losing 2·4 per cent. of water. When moistened with water the colloidal acid becomes pasty and adhesive like gum, dissolving completely in one-quarter of its weight of water. It can also be obtained by dialysing a solution of freshly precipitated tungstic acid in oxalic acid.²

Sodium Tungstates.—The *normal salt*, $\text{Na}_2\text{WO}_4 \cdot 2\text{H}_2\text{O}$, is prepared like the potassium salt, and is obtained on the large scale by fusing wolfram with soda-ash. It crystallises in thin rhombic prisms which dissolve in four parts of cold and in two parts of boiling water.³ The solution possesses a bitter taste and has an alkaline reaction. The crystals do not undergo alteration in the air and they are insoluble in alcohol. When heated to 200° it becomes opaque and loses its water, and fuses at a red-heat.

Sodium Paratungstate, $\text{Na}_{10}\text{W}_{12}\text{O}_{41} \cdot 28\text{H}_2\text{O}$.—This salt, which is the one known commercially as tungstate of soda, is prepared on the large scale by roasting wolfram with soda ash and lixiviating the fused mass. The boiling solution is nearly neutralised with hydrochloric acid and allowed to crystallise at the ordinary temperature, when the salt separates in large triclinic crystals. At a higher temperature crystals containing 25 and 21 molecules of water are formed. This salt is sometimes used in place of sodium stannate as a mordant in dyeing and calico printing, and is also employed for rendering cotton, linen, “flannellette,” &c., unflammable.⁴

¹ *Journ. Chem. Soc.* 1864, 325.

² Pappadà, *Gazzetta*, 1902, 32, ii. 22. Compare Sabanéeff, *Zeit. anorg. Chem.* 1897, 14, 354.

³ Marignac, *Ann. Chim. Phys.* 1863 [3], 69, 39.

⁴ Versmann, *Reports of the Juries of the Exhibition of 1862.*

Sodium Metatungstate, $\text{Na}_2\text{W}_4\text{O}_{13} \cdot 10\text{H}_2\text{O}$, is formed by prolonged boiling of the normal salt with tungsten trioxide. It crystallises in efflorescent octahedra probably belonging to the regular system. Cold water dissolves 10.69 times its weight of this salt, and boiling water dissolves it in all proportions. It loses its water at a red-heat (Marignac and Scheibler).

Potassium Tungstates.—The normal salt, K_2WO_4 , is obtained by adding tungsten trioxide little by little to its own weight of fused potassium carbonate. On cooling a solution of the fused mass in hot water, normal potassium tungstate crystallises in large acicular anhydrous crystals or in large prismatic crystals, $\text{K}_2\text{WO}_4 \cdot 2\text{H}_2\text{O}$ (Marignac). When the normal salt is boiled with a small quantity of water, or when tungsten trioxide is added to its boiling solution until no more dissolves, glistening scales of the *paratungstate*, $\text{K}_{10}\text{W}_{12}\text{O}_{41} \cdot 11\text{H}_2\text{O}$, are deposited. These dissolve more readily in hot than in cold water, and the solution has an acrid taste and acid reaction. When alcohol is added to the aqueous solution a precipitate is formed; this dissolves on warming, but on cooling the solution deposits scales of *potassium metatungstate*, $\text{K}_2\text{W}_4\text{O}_{13} \cdot 5\text{H}_2\text{O}$; a second hydrated salt containing $8\text{H}_2\text{O}$, crystallising in octahedra, is obtained from the mother-liquor of the normal tungstate.

Ammonium Tungstates.—The normal salt is extremely unstable.¹ When a solution of tungstic acid in ammonia is allowed to evaporate over caustic lime, warty concretions of $(\text{NH}_4)_8\text{W}_3\text{O}_{13} \cdot 3\text{H}_2\text{O}$ are sometimes deposited, which easily give off ammonia. Needle-shaped crystals or tablets having the composition $(\text{NH}_4)_6\text{W}_7\text{O}_{24} \cdot 6\text{H}_2\text{O}$ are, however, usually deposited, whilst sometimes small triclinic crystals of $(\text{NH}_4)_4\text{W}_5\text{O}_{17} \cdot 5\text{H}_2\text{O}$ likewise occur. If, however, the ammoniacal solution of the trioxide be allowed to evaporate whilst warm, monoclinic crystals of $(\text{NH}_4)_{10}\text{W}_{12}\text{O}_{41} \cdot 5\text{H}_2\text{O}$ separate out. When tungsten trioxide is boiled with ammonia, tetragonal prisms of *ammonium metatungstate*, $(\text{NH}_4)_2\text{W}_4\text{O}_{13} \cdot 8\text{H}_2\text{O}$, are obtained. These are very soluble and effloresce quickly on exposure to the air. Besides these many other ammonium tungstates have been prepared (Marignac), as well as compounds of these with ammonia, and ammoniacal derivatives of other tungstates.²

Normal Calcium Tungstate, CaWO_4 .—This occurs native as

¹ Rosenheim and Jacobsohn, *Zeit. anorg. Chem.* 1906, **50**, 297.

² Taylor, *J. Amer. Chem. Soc.* 1902, **24**, 629; Briggs, *Journ. Chem. Soc.* 1904, 672.

scheelite in vitreous yellowish-white tetragonal pyramids. Some of its chief localities are Zinnwald, Caldbeck Fell in Cumberland, Piedmont, Dalecarlia, in the Vosges, at Huntingdon in Connecticut, and at the Mammoth mining district in Nevada. The crystals usually contain iron and are found in crystalline rocks in connection with tin-ore, topaz, apatite, wolfram, &c.

It is prepared artificially as a white insoluble precipitate by mixing solutions of calcium chloride and a normal tungstate, and can be obtained in the crystalline form of scheelite by heating the precipitate mixed with lime in a current of hydrochloric acid. If a hot solution of metatungstic acid be saturated with calcium carbonate, calcium metatungstate, $\text{CaW}_4\text{O}_{13}\cdot 10\text{H}_2\text{O}$, is obtained, crystallising in small tetragonal octahedra.

Lead Tungstate, PbWO_4 , occurs as stolzite at Zinnwald in Bohemia, at Bleiberg in Carinthia, in Chili, and at Southampton, Massachusetts. It crystallises in red translucent tetragonal pyramids having a specific gravity of 7.87 to 8.13.

Ferrous Tungstate, FeWO_4 , occurs as wolfram, $(\text{Fe}, \text{Mn})\text{WO}_4$, which contains manganese as an isomorphous constituent in Cornwall, Cumberland, Ireland, France, the Erzgebirge, and various parts of the United States. Wolfram crystallises in the monoclinic system in dark grey or brownish-black prisms having a metallic lustre and a specific gravity of 7.3.

Manganese Tungstate, MnWO_4 , is found as hübnerite in Nevada in a vein from three to four feet wide.

Tungsten Tungstates.—By the partial reduction of tungsten trioxide a number of oxides of tungsten have been prepared, having a composition intermediate between that of the dioxide and trioxide. These have a blue or purple-red colour, and are probably combinations of the acidic trioxide with the more basic dioxide. Thus by the action of hydrogen on the trioxide at 250° the compound $\text{W}_3\text{O}_8 = 2\text{WO}_3, \text{WO}_2$ is formed, which has a deep blue colour; the same oxide, when prepared by heating ammonium metatungstate to a red-heat, has a purple-red colour and metallic reflex.¹ Other blue oxides having the compositions $\text{W}_2\text{O}_5 = \text{WO}_2, \text{WO}_3$; $\text{W}_4\text{O}_{11} = 3\text{WO}_3, \text{WO}_2$; $\text{W}_5\text{O}_{14} = 4\text{WO}_3, \text{WO}_2$, have been described; in addition Desi has obtained oxides containing less oxygen than the dioxide, by the action of

¹ Desi, *J. Amer. Chem. Soc.* 1897, **19**, 213; see also Hallopeau, *Compt. Rend.* 1898, **127**, 57; *Bull. Soc. Chim.* 1899 (3), **21**, 267; Allen and Gottschalk, *Amer. Chem. J.* 1902, **27**, 328.

concentrated sulphuric acid on metallic tungsten under suitable conditions.

493 Tungsten Bronzes.—These remarkable compounds, obtained by the partial reduction of the tungstates, are usually regarded as compounds of the tungstates with tungsten dioxide, but their exact constitution is as yet unknown. Owing to their bronze-like appearance and insolubility in acids and alkalis, they have been employed as bronze powder substitutes.

They are scarcely affected by aqua regia, but are oxidised by ammoniacal silver nitrate solution, a reaction which is utilised for their analysis. Owing to their insolubility they can only be freed from metallic tungsten and its oxides by successive extractions with aqua regia, hydrochloric acid, potassium carbonate and water.

Tungsten sodium bronze was first obtained by Wöhler by the reduction of sodium tungstate with hydrogen, and may also be obtained by substituting coal-gas, zinc, iron or tin for hydrogen or by means of electrolysis. It forms fine golden cubes, which have a specific gravity of 6.617, and conduct electricity well. On ignition in the air it oxidises and fuses. It is not attacked by any acid except hydrofluoric acid, nor is it acted upon by alkalis.¹ According to Philipp,² the products are a mixture of different compounds, the relative proportions of which vary according to the method of preparation and the nature of the original tungstate. The substance obtained by heating the ditungstate in hydrogen, which was formerly supposed to have the composition $\text{Na}_2\text{W}_3\text{O}_9$, is, according to Philipp, $\text{Na}_5\text{W}_6\text{O}_{15}$, and has a golden-yellow colour. By the electrolysis of fused sodium paratungstate a blue bronze, $\text{Na}_2\text{W}_5\text{O}_{15}$, is obtained, which forms dark blue cubes or plates having a red reflex. A purple-red bronze, $\text{Na}_2\text{W}_3\text{O}_9$, is obtained by strongly heating a mixture of 12.9 grams of sodium carbonate and 68.9 grams of tungsten trioxide with 20 grams of tinfoil, and a reddish-yellow bronze, $\text{Na}_4\text{W}_5\text{O}_{15}$, by fusing 60–80 grams of a mixture of two molecular proportions of sodium tungstate and one of the trioxide with 30 grams of tinfoil for two hours. It forms reddish-yellow cubes and yields a brownish-yellow powder.

Tungsten Potassium Bronze is obtained in a similar manner to the sodium bronzes, but only one compound³ appears to exist,

¹ Knorre, *J. pr. Chem.* 1883 [2], 27, 63. ² Philipp, *Ber.* 1882, 15, 499.

³ Schaefer, *Zeit. anorg. Chem.* 1904, 38, 142, where references to the literature are given; Hallopeau, *Compt. Rend.* 1898, 127, 57; *Bull. Soc. Chim.* 1899 [3], 21, 267.

$K_2W_4O_{12}$. Bronzes containing lithium and rubidium have also been prepared as well as a number of mixed bronzes containing both sodium and potassium or an alkali metal along with one of the calcium group.¹

494 Phosphotungstic Acids.—Tungstic acid combines with phosphoric, arsenic, antimonie and vanadic acids to form complex substances analogous to the corresponding molybdic derivatives. A very large number of these have been prepared, the relation $R_2O_5 : WO_3$ varying from 1 : 7 to 1 : 24. *Phosphoduoodecitungstic acid*, $H_3PW_{12}O_{40} \cdot xH_2O$, is obtained by evaporating a mixture of the requisite quantities of orthophosphoric acid and metatungstic acid or by the exact decomposition of the barium salt with sulphuric acid or of the mercurous salt with hydrochloric acid. It crystallises in tetragonal pyramids containing water of crystallisation, the amount of which is differently stated by different investigators. Phosphotungstic acid is largely used as a reagent for the precipitation of the alkaloids, proteins and certain of their hydrolysis products and also for the detection of potassium and ammonium salts, with which it yields insoluble precipitates. For this purpose it is prepared by acidifying a solution of 4 parts of sodium tungstate and 1 of common sodium phosphate with sulphuric acid and extracting the concentrated solution with ether, in which phosphotungstic acid is readily soluble.² Two sodium salts are known, having the formulæ $Na_2HPW_{12}O_{40} \cdot xH_2O$ and $Na_3PW_{12}O_{40} \cdot xH_2O$, and are obtained by heating together solutions of sodium hydrogen phosphate and tungstate. In presence of an excess of hydrochloric acid the former salt is obtained in yellow crystals, whilst when the acid is gradually added with stirring until crystallisation commences the latter salt separates out in transparent colourless octahedra.

The number of complex phosphotungstates and similar compounds is very large and many of them crystallise well.³

¹ See Engels, *Zeit. anorg. Chem.* 1903, **37**, 125; Hallopeau, *Compt. Rend.* 1898, **127**, 512.

² Winterstein, *Chem. Zeit.* 1898, **22**, 539.

³ See Scheibler, *Ber.* 1872, **5**, 801; Sprenger, *J. pr. Chem.* 1880 [2], **22**, 48; Gibbs, *Amer. Chem. J.* 1880, **2**, 217, 281; 1882, **4**, 377; 1883, **5**, 361, 391; 1885, **7**, 31, 392; Kehrman, *Ber.* 1887, **20**, 1805, 1811; 1891, **24**, 2326; 1892, **25**, 1966; *Annalen*, 1888, **245**, 45; *Zeit. anorg. Chem.* 1891, **1**, 428; Drechsel, *Ber.* 1887, **20**, 1452; Péchard, *Compt. Rend.* 1889, **109**, 301; 1890, **110**, 754; Hallopeau, *Compt. Rend.* 1896, **123**, 1065; Kehrman and Rüttmann, *Zeit. anorg. Chem.* 1899, **22**, 285; Rogers, *J. Amer. Chem. Soc.* 1903, **25**, 298.

495 Silicotungstic Acids.—These peculiar compounds were discovered and investigated by Marignac.¹

Silicododecitungstic Acid, $H_8W_{10}SiO_{30} \cdot 3H_2O (= 4H_2O, SiO_2, 10WO_3, 3H_2O)$.—To prepare this acid, gelatinous silica is boiled with ammonium polytungstate and the solution evaporated, ammonia being added from time to time. The *ammonium salt*, $(NH_4)_8SiW_{10}O_{30} \cdot 8H_2O$, is thus obtained in short rhombic prisms which are soluble in water; the solution is then precipitated by silver nitrate, the precipitate washed and decomposed by hydrochloric acid. On evaporating the filtrate in a vacuum the acid is left as a yellowish, glassy mass, and on exposure to air splits into fragments, which then deliquesce. Its salts have not been carefully examined.

On dissolving it in water and evaporating the solution, some silicic acid separates out, and the thick mother-liquor yields short triclinic prisms of *tungstosilicic acid*, $H_8W_{12}SiO_{42} \cdot 20H_2O (= 4H_2O, SiO_2, 12WO_3, 20H_2O)$, which are readily soluble in water and alcohol. It forms both normal and acid salts.

Normal Potassium Tungstosilicate, $K_8W_{12}SiO_{42} \cdot 20H_2O$, crystallises in ill-defined, rhombic prisms.

Acid Potassium Tungstosilicate, $H_4K_4W_{12}SiO_{42} \cdot 7H_2O$, occurs in two different forms, which crystallise from the same solution, and if one form be dissolved in water, the second form frequently crystallises out. The α -compound forms transparent, thick, rhombic prisms, and the β -compound crystallises in silky, soft, six-sided rhombic plates.

Silicododecitungstic or Silicotungstic Acid was formulated by Marignac as an octobasic acid $H_8SiW_{12}O_{42} \cdot 29H_2O (= 4H_2O, SiO_2, 12WO_3, 29H_2O)$, but according to Wyruboff² it is tetrabasic, and has the formula $2H_2O, SiO_2, 12WO_3, 31H_2O$, the normal salts of Marignac being basic salts and his acid salts in reality the normal salts. All the salts contain water of crystallisation, and in view of the uncertainty as to their constitution are at present best formulated in terms of the oxides. The salts of this acid are formed by boiling gelatinous silicic acid with the polytungstates of the alkali metals. To obtain the acid the salts are precipitated with mercurous nitrate and the washed precipitate decomposed by hydrochloric acid. It crystallises below 40° in large tetragonal pyramids of the formula $H_8SiW_{12}O_{42} \cdot 29H_2O$ above 40° , or in presence of hydrochloric acid, in rhombohedral forms, $H_8SiW_{12}O_{42} \cdot 22H_2O$, and readily

¹ *Ann. Chim. Phys.* 1864 [4], 3, 5.

² *Bull. Soc. franc. Min.* 1896, 19, 219.

dissolves in water, alcohol, and ether. Silicotungstic acid is a valuable reagent for alkaloids.

The salts, with the exception of the mercurous salt and a few others, are soluble in water. Boiling hydrochloric acid converts the normal salts into acid salts without decomposing them further (Marignac), whilst alkalis decompose their solutions with the separation of silicic acid. They have been very thoroughly examined both by Marignac and Wyruboff.

Potassium Silicotungstate.—Three distinct salts are known. The salt, $4K_2O, SiO_2, 12WO_3, 14H_2O$, forms hard granular crusts, consisting of prisms closely resembling cubes; $2K_2O, SiO_2, 12WO_3, 18H_2O$ forms transparent, glistening, hexagonal crystals; and $3K_2O, 2SiO_2, 24WO_3, 30H_2O$ crystallises in monoclinic prisms.

Marignac formulates the first of these as the normal salt, $K_8SiW_{12}O_{42}, 14H_2O$, and the others as acid salts, $H_4K_4SiW_{12}O_{42}, 16H_2O$ and $2H_5K_3SiW_{12}O_{42}, 25H_2O$, whereas Wyruboff regards them as a basic salt, $K_4SiW_{12}O_{40}, 4KHO, 12H_2O$, a normal salt, $K_4SiW_{12}O_{40}, 18H_2O$, and a double salt, $K_4SiW_{12}O_{40}, K_2H_2SiW_{12}O_{40}, 29H_2O$.

Zircono-¹ mangano-² and silico-vanadio-tungstates³ have also been obtained.

Pertungstic Acid.—When a solution of sodium paratungstate is boiled for a few minutes with hydrogen dioxide, a yellowish solution is obtained, which no longer gives a precipitate with nitric acid.⁴ When the solution is allowed to evaporate in a vacuum, small white crystals having the formula $NaWO_4, H_2O$ are deposited, which are the sodium salt of the unknown pertungstic acid HWO_4 . The same salt is formed in solution by the electrolysis of slightly acid solutions of sodium tungstate.⁵ More highly oxidised compounds are formed by the action of caustic alkali and hydrogen peroxide on a solution of a pertungstate,⁶ the unstable salts Na_2O_2, WO_4, H_2O_2 ; $Na_2O_2, WO_4, H_2O_2, (Na_2O_2)_2, WO_4, 7H_2O$; and K_2O_4, WO_4, H_2O having been isolated in this way. Aqueous solutions of pertungstic acid and hydrogen peroxide appear to contain the unstable acids⁷ $WO_2(O_2H)_2$ and $WO_2(O_2H)(OH)$.

¹ Hallopeau, *Bull. Soc. Chim.* 1896 [3], 15, 917.

² Just, *Ber.* 1903, 36, 3619.

³ Friedheim and Henderson, *Ber.* 1902, 35, 3242.

⁴ Péchard, *Compt. Rend.* 1891, 112, 1060.

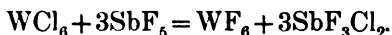
⁵ Thomas, *J. Amer. Chem. Ges.* 1899, 21, 373.

⁶ Melikoff and Pissarjewsky, *Ber.* 1898, 31, 632.

⁷ Pissarjewsky, *J. Russ. Phys. Chem. Soc.* 1902, 34, 472.

TUNGSTEN AND THE HALOGENS.

496 Tungsten Hexafluoride, WF_6 , is formed by the action of anhydrous hydrofluoric acid on tungsten hexachloride in the cold, and can also be prepared by the action of arsenic trifluoride or antimony pentafluoride on the hexachloride. The preparation by the last of these methods can be carried out in glass vessels and proceeds according to the equation :



Antimony pentafluoride is gradually added to the tungsten hexachloride contained in a flask until no further reaction occurs and the contents of the flask are finally heated to 90° . The hexafluoride volatilises, and is condensed in a receiver cooled by a freezing mixture of alcohol and solid carbon dioxide. A trace of chlorine is present, which can be removed by allowing the liquid in the receiver to boil for a moment.

Pure tungsten hexafluoride is a colourless gas, which has the normal density corresponding with the formula WF_6 , and is therefore about ten times as heavy as air. It condenses to a faintly yellow liquid which boils at 19.5° and solidifies at 2.5° to a snow-white mass. It is at once decomposed by water and fumes in the air, and attacks nearly all the commoner metals, except gold and platinum. It is absorbed by alkali fluorides and reacts violently with ammonia.¹

Tungsten Oxytetrafluoride, WOF_4 , can be prepared by the action of anhydrous hydrofluoric acid on the oxytetrachloride in the cold or by heating tungsten trioxide with lead fluoride to redness in an electric furnace. It sublimes in white plates, melts at 110° , and boils at $185-190^\circ$. It is decomposed by water, and is soluble in chloroform, absolute alcohol, and benzene. It appears to unite with ammonia, forming an orange-coloured substance (Ruff).

Tungsten Dioxyl difluoride, WO_2F_2 , has not been prepared pure, but is formed in small amount by the action of moisture on the vapour of the oxytetrafluoride. Double salts with the alkali fluorides, such as $2KF, WO_2F_2, H_2O$, have, however, been prepared by the action of hydrofluoric acid on the tungstates.² A double salt of the formula KF, WO_2F, H_2O is also known.

¹ Ruff and Eisner, *Ber.* 1905, **38**, 742 ; Ruff, Eisner, and Hiller, *Zeit. anorg. Chem.* 1907, **52**, 256.

² Marignac, *Ann. Chim. Phys.* 1863[3], **69**, 70.

497 Four compounds of tungsten and chlorine are known,
viz :

- (1) Tungsten dichloride . . . WCl_2 .
- (2) Tungsten tetrachloride . . . WCl_4 .
- (3) Tungsten pentachloride . . . WCl_5 .
- (4) Tungsten hexachloride . . . WCl_6 .

Tungsten Dichloride, WCl_2 .—This body may be obtained in pale grey crusts by reducing the hexachloride at a moderately high temperature in hydrogen. It is, however, best prepared by heating the tetrachloride in a current of carbon dioxide at the temperature of a moderately hot zinc bath. The dichloride is a non-volatile loose grey powder without lustre or crystalline structure. It alters perceptibly on short exposure to the air and dissolves slightly in water forming a brown solution. The remainder is converted into the brown oxide, a slow evolution of hydrogen occurring (Roscoe).

Tungsten Tetrachloride, WCl_4 , is produced by the incomplete reduction of the hexachloride or pentachloride by hydrogen and forms the non-volatile residue obtained by the distillation of the hexachloride in hydrogen. In order to obtain it in the pure state a mixture of hexa- and penta-chloride is distilled at a low temperature from a bath of sulphuric acid in a current of dry hydrogen or carbon dioxide, and the volatile pentachloride poured back again once or twice over the residue to convert into the tetrachloride the lower chlorides or metal which are also formed. Tungsten tetrachloride is a loose soft crystalline powder of a greyish-brown colour. It is highly hygroscopic though not so much so as the pentachloride, and is partially decomposed by cold water into the brown oxide and hydrochloric acid. The tetrachloride is non-volatile and infusible under ordinary pressure, but on heating it decomposes into pentachloride, which distils off, and dichloride, which remains behind. On heating in hydrogen to a temperature above the melting point of zinc the tetrachloride is reduced to metallic tungsten, some of which is deposited as a black tinder-like powder and undergoes spontaneous ignition on exposure to air (Roscoe).

Tungsten Pentachloride, WCl_5 .—This compound is formed by the incomplete reduction of the hexachloride in a current of hydrogen. If the temperature be kept but slightly above the boiling-point of the hexachloride the dark red colour of its vapour is seen to disappear and a light greenish-coloured vapour

takes its place, and this soon condenses either to black drops or to long shining black needle-shaped crystals. After two or three distillations in hydrogen a pure volatile product is obtained. For the production of the pentachloride it is, however, more convenient to reduce the hexachloride at a higher temperature, when a further loss of chlorine takes place, the solid non-volatile tetrachloride remaining behind and the volatile pentachloride distilling over. The latter compound only requires redistillation in order to be obtained in the pure state. Tungsten pentachloride crystallises in long black shining crystals, but if quickly condensed the crystalline powder possesses a dark green colour, resembling potassium manganate. It melts at 248° , boils at 275.6° , has the normal vapour density at 350° , and is extremely hygroscopic, the crystals becoming instantly covered with a dark golden-green film on exposure to air, whilst the small particles are converted into liquid. The crystals do not decrepitate on cooling like those of the hexachloride. On treatment with large quantities of water, the pentachloride forms an olive-green solution, although the greater part is at once decomposed into the blue oxide and hydrochloric acid.

Tungsten Hexachloride, WCl_6 .—This substance is prepared by heating metallic tungsten in an excess of dry and pure chlorine. It is necessary for the preparation of the pure compound that every trace of oxygen and of moisture be excluded, as otherwise some red oxychloride is invariably formed, and this cannot easily be separated from the hexachloride by distillation. Metallic tungsten takes fire at a moderate heat in dry chlorine, and the action goes on by itself until all the chlorine has disappeared.

In order to obtain the hexachloride in quantity the metal is first ignited in a current of dry hydrogen; then the hydrogen is completely displaced by a current of dry carbon dioxide and lastly chlorine free from air substituted, and the tube or retort moderately heated. At the commencement of the operation a slight sublimate of red needle-shaped crystals of the oxychloride is frequently formed owing to the unavoidable presence of traces of oxygen, but this is easily driven to the end of the tube beyond the point at which it is intended to collect the hexachloride. On raising the temperature of the metal, a granular sublimate of dark violet opaque crystals of the hexachloride makes its appearance, and if in large quantity the hexachloride collects as a blackish-red liquid. In order to

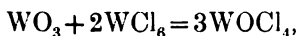
saturate this liquid, it is slowly distilled in a current of chlorine. The dark violet crystals decrepitate on cooling, and the crystalline mass thus readily breaks up into a powder.

When pure, the solid hexachloride does not undergo any change even in moist air, but in the presence of the slightest trace of oxychloride it at once absorbs moisture, evolving copious fumes of hydrochloric acid and changing in colour from violet to brown. Water does not act upon the pure hexachloride, but on boiling decomposition occurs. If, however, the oxychloride be present the whole is suddenly decomposed by cold water into a greenish oxide. It is soluble in carbon bisulphide, crystallising from the solution in six-sided plates.

The melting-point of the hexachloride is 275° ; it boils under a pressure of 759.5 mm. at $346^{\circ}.7$. The vapour density of tungsten hexachloride has been determined in sulphur vapour and in mercury vapour; at 440° , the mean experimental density compared with that of hydrogen is 168.8, whilst at 350° the density is 190.9, the calculated density being 196.9. The alteration of the density from 191 at 350° , only 3° above the boiling-point, to 169 at 440° points to the fact that dissociation occurs. That this is the case is shown by the fact that when a current of dry carbon dioxide is passed through the fused hexachloride a continuous liberation of chlorine takes place, whereas the pentachloride treated in the same way does not undergo a similar decomposition.

Tungsten Oxychlorides.—The *oxytetrachloride* $WOCl_4$, and the *dioxydichloride* WO_2Cl_2 , have been studied by Blomstrand and Riche. The dioxydichloride is best obtained by passing chlorine over the brown oxide, TiO_2 . Combination takes place at a moderate temperature, the oxide becoming covered with a whitish crust which as the temperature increases sublimes without melting, condensing in small square scales of a light lemon-yellow colour. The dioxydichloride volatilises at a temperature approaching redness with partial decomposition; the crystals do not fuse and are not acted upon by moist air or cold water. Even when boiled with water the dioxydichloride is not completely decomposed.

The splendid red needle-shaped crystals of the oxytetrachloride, first prepared by Wöhler, are obtained by passing the vapour of the hexachloride over heated oxide or dioxydichloride:



and also by acting on the trioxide with phosphorus pentachloride.¹ The crystals melt at $210^{\circ}4$, and the liquid boils at $227^{\circ}5$, forming a red vapour rather lighter coloured than that of the hexachloride, and having the normal density at 350° (Roscoe). On repeated distillation over red-hot charcoal in a current of chlorine the hexachloride is formed. On exposure to the air the oxytetrachloride becomes at once covered with a yellowish crust of tungstic acid.

498 Bromine acts rapidly on red-hot tungsten, forming dark bromine-like vapours, which condense to a crystalline sublimate. Special precautions similar to those taken in the preparation of the chlorides must also be employed for the bromides, as the oxybromides formed in the presence of air and moisture possess almost the same colour as the bromide, and therefore the detection of the impurity is not so easy as is the case with the chloride.

Tungsten Dibromide, WBr_2 , is formed by the reduction in hydrogen of the pentabromide, heated in a bath of fused zinc chloride. A residue of non-volatile dibromide remains in the form of a bluish-black velvety crystalline powder.

Tungsten Pentabromide, WBr_5 , is prepared by the action of an excess of bromine on tungsten, and is also formed when the hexachloride is heated in dry hydrogen bromide, but cannot be prepared pure in this way.² The pentabromide forms dark crystals having a metallic lustre resembling iodine, melting at 276° , and boiling at 333° . It is at once decomposed by an excess of water into hydrobromic acid and the blue oxide. When the pentabromide is heated in a current of hydrogen, the metal is formed in the state of pyrophoric powder. Liquefied hydrogen bromide converts the hexachloride at $60-70^{\circ}$ into a mass of olive green crystals which melt at 232° and have the composition $WCl_6 \cdot 3WBr_6$, whilst at the ordinary temperature a similar substance of the composition $WCl_6 \cdot WBr_6$ is formed (Defacqz).

Tungsten Hexabromide, WBr_6 , is obtained, according to Schaffer and Smith,³ by gently heating tungsten in dry bromine vapour in an atmosphere of nitrogen. It can be sublimed and forms blue-black needles. It decomposes very readily when heated, fumes in the air, and is decomposed by water with formation of a blue oxide.

¹ Schiff, *Annalen*, 1879, 197, 185.

² Defacqz, *Ann. Chim. Phys.* 1901 [7], 22, 247.

³ *J. Amer. Chem. Soc.* 1897, 18, 1098.

Tungsten Oxybromides, corresponding to the oxychlorides, exist. The *dioxydibromide*, WO_2Br_2 , is prepared by passing bromine vapour over red-hot tungsten dioxide. It forms light-red transparent crystals which yield a yellow powder. They do not melt, but volatilise at a temperature approaching a red-heat, and they are not acted upon by water. The *oxytetrabromide*, WOBr_4 , is formed under the same circumstances as the last-named compound in brownish-black shining needles, which are readily fusible and can be separated from the dioxydibromide by gently heating, when the latter compound remains behind. It melts at 277° , boils at $327^\circ\cdot 5$, and is decomposed by contact with water.

Tungsten Di-iodide, WI_2 , is obtained in the form of green metallic scales, when iodine vapour is passed over the metal heated to redness (Roscoe), and is also formed by the action of hydrogen iodide on the hexachloride at 400° (Defacqz).

Tungsten Tetra-iodide, WI_4 , has been obtained by Defacqz by the action of liquefied hydrogen iodide on the hexachloride at 100° , and is a black infusible crystalline mass, which is decomposed by water into the brown oxide and hydriodic acid.

TUNGSTEN AND SULPHUR.

499 *Tungsten Disulphide*, WS_2 , is obtained by the action of sulphur, sulphuretted hydrogen, or carbon bisulphide on ignited metallic tungsten. It also may be prepared by heating tungsten trioxide in a crucible with six times its weight of cinnabar or with potassium carbonate and sulphur, and by heating the hexachloride in a current of sulphuretted hydrogen (Defacqz). It forms soft, black needle-shaped crystals which soil the fingers like graphite.

A *chlorosulphide*, $\text{WCl}_6\cdot 3\text{WS}_3$, is formed by the action of liquefied sulphuretted hydrogen on the hexachloride at 60° (Defacqz).

Tungsten Trisulphide, WS_3 , is obtained only in the wet way by dissolving tungsten trioxide in ammonium sulphide and precipitating with an acid, or by saturating an aqueous solution of an alkali tungstate with sulphuretted hydrogen, and acidifying. When dry it is black, yielding a liver-coloured powder. It dissolves slowly in cold water, and is precipitated by sal-ammoniac and acids. It is easily dissolved by potassium carbonate and also by ammonia. It is reduced when heated with

cyanide of potassium to the disulphide, this latter compound being unaltered by fusion with excess of this reagent.

The Thio tungstates.—The thio tungstates of the alkali and alkaline earth metals are prepared by dissolving the trisulphide in the corresponding hydrosulphide, or by treating the corresponding tungstate with sulphuretted hydrogen. The ammonium salt, $(\text{NH}_4)_2\text{WS}_4$, is deposited from concentrated solution in yellowish-red crystals; the potassium salt, K_2WS_4 , forms anhydrous yellow crystals, whilst the sodium salt, Na_2WS_4 , crystallises with difficulty.

TUNGSTEN AND NITROGEN, PHOSPHORUS, CARBON, SILICON, AND BORON.

500 Tungsten does not directly combine with nitrogen, and neither the metal nor the dioxide is attacked when strongly heated in ammonia. By the action of ammonia on the oxytetrachloride or the hexachloride in the cold, a black semi-metallic powder is obtained, which has the composition W_2N_3 . It is insoluble in caustic soda, nitric acid, and dilute sulphuric acid, but is converted by concentrated sulphuric acid into ammonia and tungstic acid.¹

By the action of ammonia on tungsten trioxide at a dull red heat Wöhler obtained a black amorphous product which he termed *tungsten nitretamidoxide*, the formula of which is $\text{W}_5\text{N}_6\text{H}_3\text{O}_5$ (Rideal). It is insoluble in acids and alkalis, but dissolves in sodium hypochlorite, and on ignition decomposes, ammonia, nitrogen, and hydrogen being evolved.

Phosphides of Tungsten.—Phosphorus and tungsten combine directly when the finely powdered metal is heated to redness in phosphorus vapour, a dark green powder, of the composition W_3P_4 , being formed. Another compound, W_2P , is obtained when a mixture of phosphorus pentoxide and tungsten trioxide, in the proportion of two molecules of the former to one molecule of the latter, is reduced at a high temperature in a charcoal crucible,² and forms a vesicular mass, the hollow portions of which contain large crystals.

A black amorphous *diphosphide*, WP_2 , is formed when the hexachloride is heated in phosphine, and this reacts with copper

¹ Wöhler, *Annalen*, 1850, **73**, 190; 1858, **105**, 258; Rideal, *Journ. Chem. Soc.* 1889, 41.

² Wöhler; *Journ. Chem. Soc.* 1853, 94.

phosphide at a high temperature to form *tungsten monophosphide*, WP, which crystallises in grey prisms with a metallic reflex, has the sp. gr. 8.5 and is oxidised to tungsten trioxide when heated in air (Defacqz). An *arsenide*, WAs_3 , has also been prepared in a similar manner to the diphosphide, which it resembles in properties.

Tungsten and Carbon.—Tungsten forms two carbides. The compound obtained by heating the oxide with carbon or calcium carbide¹ has the formula W_2C , whilst in presence of a large amount of iron² the carbide WC is produced. They are both hard, iron-grey crystalline substances. Several complex carbides containing iron or chromium have also been prepared.³

Tungsten Silicide, W_2Si_3 , is obtained by heating the trioxide with silicon in the electric furnace,⁴ and freeing the product from metal by electrolytic oxidation. It forms beautiful steel-grey plates with a metallic lustre, has the sp. gr. 10.9, and burns in oxygen. It is attacked by a mixture of nitric and hydrofluoric acids, and by fused potash.

Tungsten Boride, WB_2 , is obtained by fusing the two elements together and crystallises in hard octahedra of sp. gr. 9.6. It is attacked by concentrated acids.⁵

DETECTION AND ESTIMATION OF TUNGSTEN.

501 All the insoluble tungsten compounds can be converted into soluble tungstates by fusion, either with a caustic alkali alone, or with the addition of nitre. The solution when brought into contact with zinc and hydrochloric acid becomes blue-coloured, owing to the formation of the blue tungsten oxides (or tungsten tungstates), and when ammonium sulphide is added to the colourless solution, and then dilute hydrochloric acid, a brown precipitate of tungsten sulphide is obtained, whereas hydrochloric acid alone precipitates tungstic acid, which on heating turns yellow. If the tungsten compounds are fused with a small quantity of tin in the reducing flame with micro-cosmic salt, a blue bead is obtained, whilst tungsten compounds

¹ Moissan, *Compt. Rend.* 1896, **123**, 13; 1897, **125**, 839.

² Williams, *Compt. Rend.* 1898, **126**, 1722.

³ *Compt. Rend.* 1898, **127**, 1410; 1899, **128**, 207, 1903, **137**, 292.

⁴ Vigoroux, *Compt. Rend.* 1898, **127**, 393. See also Warren, *Chem. News*, 1898, **78**, 318.

⁵ Tucker and Moody, *Journ. Chem. Soc.* 1902, 16.

containing iron yield in the reducing flame a blood-red bead. Tungstic oxide can be very readily detected by fusing with potassium bisulphate and adding sulphuric acid and a crystal of phenol or quinol (hydroquinone), when a blue or violet coloration is produced, by the aid of which the presence of 0.002 mgm. of tungstic oxide can be recognised (Defacqz).

Tungsten is estimated *gravimetrically* as the trioxide. For the purpose of ascertaining the quantity contained in wolfram, for instance, the finely powdered mineral is heated with aqua regia, evaporated to dryness, the residue treated with water, the soluble chlorides of iron and manganese filtered off, and the insoluble tungstic acid washed with alcohol and dissolved in ammonia. The solution is then evaporated down, and the residue heated gently, and afterwards ignited in presence of air, when the trioxide remains, and is weighed. Solutions of tungstates may also be precipitated with benzidine hydrochloride¹ or mercurous nitrate,² and the precipitate ignited and weighed as the trioxide.

Atomic Weight of Tungsten.—The atomic weight of tungsten has been determined by numerous investigators. Schneider,³ by the reduction of tungsten trioxide to metal and oxidation of the metal to trioxide, found the average value 182.60, whilst Marchand⁴ found the slightly higher number 182.88. Roscoe⁵ by the same method obtained the number 182.41, and by the analysis of the hexachloride the number 182.67, whilst Waddell⁶ by the reduction of the trioxide found the higher number 183.12. More recently Pennington and Smith and Desi⁷ have found the still higher number 183.42 by Schneider's method, but their results have been criticised by Schneider⁸ as untrustworthy, and the number 182.6 has been confirmed by Smith and Exner,⁹ who converted the hexachloride into the trioxide by the action of water and synthesised the trioxide from the metal, obtaining an average value for the atomic weight of 182.65. The value now (1907) adopted is accordingly 182.6 (H = 1), 184 (O = 16).

¹ v. Knorre, *Ber.* 1905, **38**, 783.

² Defacqz, *Compt. Rend.* 1896, **123**, 308.

³ *J. pr. Chem.* 1850, **50**, 152.

⁴ *Annalen*, 1851, **77**, 261.

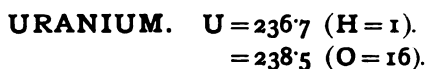
⁵ *Mem. Manch. Lit. and Phil. Soc.* [3], **5**, 77; *Annalen*, 1872, **162**, 366.

⁶ *Amer. Chem. J.* 1886, **8**, 280.

⁷ *Zeit. anorg. Chem.* 1895, **8**, 198, 205.

⁸ *J. pr. Chem.* 1896 [2], **53**, 288.

⁹ *J. Amer. Chem. Soc.* 1904, **26**, 1082.



502 The mineral known as pitchblende was formerly believed by certain chemists to be an ore of either zinc or iron, whilst by others it was thought to contain tungsten. Klaproth, in 1789, was the first to point out the existence in this mineral of a peculiar metal, to which he gave the name of uranium, in remembrance of Herschel's discovery of the planet Uranus, in the year 1781. The body obtained by Klaproth by the reduction of the calx of uranium was supposed by all the chemists who subsequently investigated the subject to be the metal, until Péligot¹ in 1842 proved this body to be an oxide. Péligot likewise isolated the metal and determined its equivalent.

Uranium is not a very abundant element, and its chief ore is pitchblende or uraninite. This consists of impure uranoso-uranic oxide, U_3O_8 , and is found in Cornwall, at Joachimsthal, Johanngeorgenstadt, Adrianople, and other localities. Uranium is also found as phosphate in uranite or uranium-mica, as carbonate in liebigite, voglite, and uranothallite, whilst as urano-tantalite or samarskite (p. 764) it is found combined with columbium and tantalum, and in carnotite with vanadium. Pitchblende is the best source of uranium, this mineral usually containing from 40 to 90 per cent. of uranoso-uranic oxide, U_3O_8 . The following analysis by Ebelmen gives the composition of an average specimen of pitchblende :

Uranoso-uranic oxide, U_3O_8	75.23
Lead sulphide	4.82
Silica	3.48
Lime	5.24
Magnesia	2.07
Soda	2.05
Ferrous oxide	3.10
Manganous oxide	0.82
Carbon dioxide	3.32
Water	1.85

101.98

The uranium minerals always contain the radioactive element radium, as well as helium, the occurrence of which is dis-

¹ *Ann. Chim. Phys.* 1842 [3], 5, 5.

cussed under the heading of Radioactive Elements. Small amounts of compounds of copper, bismuth, silver, zinc, arsenic and aluminium are often present.

The process recommended by Wöhler for the extraction of uranium from pitchblende is as follows: The powdered mineral is digested with sulphuric acid, small quantities of nitric acid being added from time to time to the mixture. As soon as the precipitate is transformed into a white powder and partially dissolved, the excess of sulphuric acid is driven off, and the residue digested with water. This leaves a residue of silica, lead sulphate, and the basic sulphates and arsenates of bismuth. The filtered liquid is then warmed, and a current of hydrogen sulphide passed through it, when arsenic, antimony, copper, and the rest of the lead and bismuth are thrown down. The filtrate is then oxidised by nitric acid, and an excess of ammonia added; the precipitate containing the ferric and uranic hydroxides is next washed with ammonia, and then digested at 100° with a concentrated solution of ammonium carbonate containing an excess of ammonia. The uranic hydroxide dissolves, and the yellow double carbonate of uranium and ammonium crystallises out on cooling. The mother liquor still contains a small quantity of uranium, together with cobalt, nickel, and zinc, and these latter metals are precipitated by ammonium sulphide, which is added drop by drop until no further brown precipitate falls. The filtered liquid is boiled, and this soon deposits a yellow precipitate of ammonium uranate. Another process described by Péligot depends upon the facility with which uranyl nitrate crystallises, and upon its ready solubility in ether. Finely powdered pitchblende is treated with nitric acid, the acid solution evaporated to dryness, and the residue washed with water, leaving a residue consisting chiefly of lead sulphate and ferric oxide and arsenate. The filtered liquid has a greenish-yellow colour, and yields on concentration a radiated crystalline mass. This is then dried, the mother-liquor evaporated, and the whole again crystallised. Long prismatic crystals are thus deposited, which must be washed with a small quantity of cold water, the washings being again used for dissolving another portion of the crude nitrate. After having been dried, the crystals are shaken up with ether, when uranyl nitrate dissolves, and is obtained in the form of crystalline needles on evaporation of the ethereal solution.

Metallic Uranium was first prepared in the pure state by

Péligot, who obtained it by the action of sodium or potassium on uranium tetrachloride, a mixture of the tetrachloride, potassium chloride and sodium being usually employed.¹ It is, however, best obtained by heating 500 parts of the oxide, U_3O_8 , with 40 parts of sugar charcoal in the electric furnace in a carbon tube, closed at one end. The product contains a little carbon, which is partially removed by heating it in a crucible brasqued with uranium oxide, and enclosed in a larger crucible brasqued with titanium to protect the uranium from the action of nitrogen.² Uranium may also be obtained by heating the dioxide with carbon to redness and starting the reduction by means of a cartridge of magnesium and barium dioxide³, or by reducing the trioxide with aluminium in the presence of liquid air, a fused regulus of the metal containing a little aluminium being thus obtained.⁴

Pure uranium has a white colour, and takes a high polish; it has a specific gravity of 18.7 at 14°, and a specific heat of 0.02765; in the powdered state it oxidises on exposure to the air and decomposes water slowly at the ordinary temperature, and more quickly at the boiling point. In the same condition it burns in oxygen at 170°, in fluorine at the ordinary temperature, in chlorine at 180°, in bromine at 210°, in iodine at about 260°, and in sulphur vapour at 500°. It melts at a high temperature, and has a higher boiling point than iron, condensing in small, non-magnetic spheres, free from carbon.⁵ It readily combines with nitrogen at 1000°.

Several alloys with iron, manganese and cobalt have been prepared by the aluminium reduction method. An amalgam⁶ can be obtained by the electrolytic method, and leaves a residue of pyrophoric uranium when the mercury is distilled off at 242°.

Metallic uranium and its compounds are radioactive.

¹ *Ann. Chim. Phys.* 1869 [4], 17, 368.

² Moissan, *Compt. Rend.* 1896, 122, 1088.

³ Aloy, *Bull. Soc. Chim.* 1901 [3], 25, 344.

⁴ Stavenhagen, *Ber.* 1899, 32, 3065; Stavenhagen and Schuchard, *Ber.* 1902, 35, 909.

⁵ Zimmermann, *Annalen*, 1883, 216, 1; Moissan, *Compt. Rend.* 1893, 116, 1429; 1896, 122, 1088; 1906, 142, 425.

⁶ Férée, *Bull. Soc. Chim.* 1901 [3], 25, 622.

COMPOUNDS OF URANIUM.

URANIUM AND OXYGEN.

503 Uranium combines with oxygen to form two well-defined oxides, UO_2 and UO_3 , and these combine, forming intermediate oxides. The dioxide is a basic oxide, and gives rise to the uranous salts, in which the metal is tetravalent. The trioxide, like the corresponding oxide of the other metals of this group, behaves as an acid-forming oxide, yielding salts known as the *uranates*, analogous to the chromates, molybdates and tungstates. Like the other trioxides of the group, uranium trioxide also yields a large number of derivatives in which only one of the three oxygen atoms is replaced by negative groups; these may be regarded as derivatives of the divalent compound radical *uranyl* UO_2 . This radical has more decidedly basic properties than the corresponding radicals derived from the other metals, and the derivatives, therefore, correspond to the salts of basic oxides, whilst the similar compounds of the other metals are more nearly allied to the acid chlorides, such as sulphuryl chloride, SO_2Cl_2 , and phosphoryl chloride, POCl_3 . This view of the constitution of the uranyl salts is supported by the electrochemical properties of their solutions. In aqueous solution the salts of strong acids, $\text{UO}_2\cdot\text{R}'_2$, are hydrolysed to a small extent, corresponding in this respect to the analogous salts of aluminium and glucinum. The non-hydrolysed portion of the salt dissociates in the normal manner, and on electrolysis the uranyl ion migrates to the cathode. Complex derivatives are, however, very readily formed, especially with salts of organic acids.¹ As already mentioned, it was long supposed that the dioxide was the free metal, and what is now known as the trioxide was regarded as a compound of the metal with one atom of oxygen.

Uranium Dioxide, UO_2 .—This oxide, formerly mistaken for the metal uranium, is obtained by heating uranoso-uranic oxide, U_3O_8 , or uranic oxalate in a current of hydrogen or by the electrolysis of uranyl nitrate solution under suitable conditions.² Thus prepared it is a pyrophoric powder, having

¹ Dittrich, *Zeit. physikal. Chem.* 1899, **29**, 449; Ley, *Zeit. physikal. Chem.* 1900, **30**, 193; *Ber.* 1900, **33**, 2658. Compare Kohlschütter, *Annalen*, 1900, **311**, 1.

² Oechsner de Coninck and Camo, *Bull. Acad. Roy. Belg.* 1901, **321**.

a brown or copper-red colour, and a specific gravity of 10.15. When heated in the air it takes fire, and is completely converted into the oxide, U_3O_8 . It dissolves in strong acids, forming the green uranous salts. It may be obtained in jet black octahedra isomorphous with thoria by fusing with borax, and then removing the latter with dilute hydrochloric acid.¹ It is also formed in microscopic, black, non-pyrophoric crystals when crystalline uranic hydroxide is reduced in hydrogen,² and is left as a brick-red mass, which becomes black on heating, when uranyl bromide is heated in the air.³

Uranous Hydroxide, $UO_2 \cdot 2H_2O$, is precipitated in reddish-brown flakes, which become black on ebullition, by adding an alkali to a uranous solution.⁴ It dissolves easily in dilute acids, whilst the calcined oxide is only slightly soluble in these liquids.

Uranic Oxide, UO_3 , or *Uranyl Oxide* (UO_2) O .—When uranyl nitrate is heated in a glass tube to 250° so long as acid fumes escape, this oxide is left behind in the form of a brownish-yellow powder, whereas, when the nitrate is rapidly decomposed, a red modification of the oxide is produced.⁵

Uranic Hydroxide, $UO_3 \cdot 2H_2O$, cannot be obtained by precipitating a uranyl salt by an alkali, the precipitate thus formed consisting of an alkali uranate. It may, however, be prepared, according to Berzelius, by gently calcining the nitrate in a sand-bath as long as nitric acid is evolved. The residue contains uranic hydroxide mixed with a basic salt, which can be removed by washing with boiling water. It may likewise be obtained by evaporating a solution of uranyl nitrate in absolute alcohol, at a moderate heat, until a yellow mass remains, consisting of the hydroxide, $UO_2(OH)_2 \cdot H_2O$. This hydrate loses half its water at 100° , or in a vacuum at the ordinary temperature, but at a temperature of 400° it begins to lose oxygen, and is converted into uranoso-uranic oxide, U_3O_8 . Uranic hydroxide is yellow, and has a specific gravity of 5.92. It does not undergo change in the air, nor does it absorb carbonic acid.

An orange-coloured hydroxide, $UO_3 \cdot H_2O$, can be obtained by

¹ Hillebrand, *Zeit. anorg. Chem.* 1893, **3**, 249.

² Aloy, *Bull. Soc. Chim.* 1900 [3], **23**, 368.

³ Oechsner de Coninck, *Compt. Rend.* 1902, **135**, 900.

⁴ See Aloy, *Bull. Soc. Chim.* 1899 [3], **21**, 613.

⁵ Oechsner de Coninck, *Compt. Rend.* 1901, **132**, 204; *Bull. Acad. Roy. Belg.* 1904, **363**, 448.

the electrolysis of the nitrate,¹ and is formed in rhombic crystals when the violet hydrate of the oxide U_3O_8 is boiled with water in the air.²

This oxide, as mentioned above, yields by the action of acids the *uranyl* salts, whilst with bases it gives rise to the *uranates*. The former have a yellow colour, and most of them possess a remarkable fluorescence, which they impart to glass. The absorption bands exhibited by these compounds have been studied by Becquerel and others. These salts are highly sensitive to light and have been employed for photographic purposes. The most important are described in the sequel, together with the other uranium salts.

The Uranates.—The alkali uranates are obtained by precipitating a uranic salt with an alkali, those of the alkaline earths and other metals by precipitating a mixture of a uranyl salt and a corresponding metallic salt with ammonia. They are also formed when a mixture of a metallic uranate and the acetate or carbonate of the metal is heated in the air. The uranates generally have the composition $M_2O \cdot 2UO_3$, and correspond to the dichromates. They are yellow, insoluble in water but soluble in acids, and are decomposed by heat, like uranic oxide itself.

Potassium Di-uranate, $K_2U_2O_7$.—This is obtained as a pale orange-yellow coloured powder by precipitating a uranyl salt with an excess of potash, or by fusing uranyl chloride with potassium chloride and sal-ammoniac.

Sodium Di-uranate, $Na_2U_2O_7$, is obtained in a similar manner to the potassium salt, and is known as *uranium yellow*, being used for painting on glass and porcelain, as well as for preparing the yellow glass known as uranium glass. It is prepared on a large scale by roasting 100 parts of pitchblende, containing 45 per cent. of U_3O_8 , with 14 parts of lime in a reverberatory furnace. The resulting calcium uranate is treated with dilute sulphuric acid, and the solution of uranic sulphate thus obtained is mixed with sodium carbonate. The uranium is precipitated, together with the other metals, but re-dissolves in an excess of the alkali. On treating this liquid with dilute sulphuric acid, a hydrated sodium uranate, or uranium yellow, $Na_2U_2O_7 \cdot 6H_2O$, is obtained.³

Ammonium Uranate.—This salt sometimes occurs in commerce

¹ Oechsner de Coninck and Camo, *Bull. Acad. Roy. Belg.* 1901, **3**, 222.

² Aloy, *Bull. Soc. Chim.* 1900 [3], **23**, 368.

³ Patera, *J. pr. Chem.* 1854, **61**, 397.

as a fine deep yellow-coloured precipitate, termed, like the sodium salt, uranium yellow. It is easily obtained by adding ammonium chloride or sulphate to a boiling solution of sodium uranate, washing the resulting precipitate, and drying at a gentle heat. When heated to redness this salt yields pure uranoso-uranic oxide, and serves therefore as the raw material for the preparation of other uranium compounds.

Uranoso-uranic Oxide or *Green Oxide of Uranium*, $U_3O_8 (= UO_2 \cdot 2UO_3)$, occurs more or less pure in pitchblende. The pure oxide can be obtained by gently heating the trioxide or the dioxide in the air in the form of a satiny dark-green powder, having a specific gravity of 7.2, and soluble in strong acids. It forms a violet hydroxide which can be prepared by the action of light on a solution of uranyl oxalate or an alcoholic solution of the acetate.¹

Black Oxide of Uranium or *Uranium Pentoxide*, $U_2O_5 (= UO_2 \cdot UO_3)$, is formed when the other oxides, or ammonium uranate, are strongly ignited in the air, and when the nitrate is electrolysed. Zimmermann states that it possesses no constant composition.²

Uranium Peroxide, UO_4 .—When a very dilute solution of hydrogen peroxide is added to one of uranyl nitrate, a yellowish-white precipitate of peruranic hydroxide, $UO_4 \cdot 2H_2O$, is formed, which evolves chlorine when treated with hydrochloric acid.³ *Peruranates* are formed by the action of alkali and hydrogen peroxide on the uranyl salts (Fairley). Two types of salts are known; in one of these the metal appears to be present as a peroxide and the salt can be hydrolysed by weak acids or bases into a peroxide and uranium peroxide; the hydrolysis of salts of the second type yields uranium peroxide and an ordinary metallic oxide.⁴

Sodium Peruranate, $(Na_2O)_2UO_4 \cdot 8H_2O$, is precipitated when alcohol is added to a solution of uranyl nitrate, caustic potash and hydrogen peroxide, and crystallises in golden-yellow needle-shaped crystals, which are somewhat more stable than the potassium salt. If the minimum quantity of caustic soda be employed, a red crystalline salt separates out, having the com-

¹ See Aloy, *Bull. Soc. Chim.* 1900 [3], 23, 368.

² *Annalen*, 1885, 232, 276.

³ Fairley, *Journ. Chem. Soc.* 1877, i. 127.

⁴ Melikoff and Pissarjewsky, *Ber.* 1897, 30, 2902; *Zeit. anorg. Chem.* 1898, 18, 59; Pissarjewsky, *J. Russ. Phys. Chem. Soc.* 1902, 34, 472.

position $\text{Na}_2\text{O}_2(\text{UO}_4)_2 \cdot 6\text{H}_2\text{O}$. A red crystalline salt, $\text{Na}_2\text{UO}_5 \cdot \text{H}_2\text{O}$, is formed when peruranic hydroxide is added to hydrogen peroxide containing alcohol. It slowly decomposes with evolution of oxygen.¹ The formation of a salt of this type is the cause of the red coloration produced when hydrogen peroxide and solid potassium carbonate are added to a uranyl salt.²

Lead Peruranate is formed, as a double salt with lead uranate, $(\text{PbO})_2\text{UO}_4 \cdot \text{PbUO}_4$, by the action of sodium peruranate on lead acetate. Hydrogen peroxide is liberated in the reaction and the resulting lead salt, when treated with dilute acetic acid, yields lead acetate and peruranic hydroxide, but no hydrogen peroxide (Melikoff and Pissarjewsky).

URANIUM AND THE HALOGENS.

504 *Uranium Tetrafluoride* or *Uranous Fluoride*, UF_4 , is obtained in the form of a voluminous green powder, when hydrofluoric acid is added to a solution of uranous chloride. It is insoluble in water and hydrofluoric acid, and when heated in the air it leaves a green residue of oxide. When ignited in hydrogen it loses hydrofluoric acid.³

Uranous fluoride forms double salts with the alkali fluorides. Potassium urano-fluoride, $\text{KF} \cdot \text{UF}_4$, is obtained by the action of reducing agents, such as formic and oxalic acids, under the influence of light upon the potassium urano-oxyfluoride, described below. It is a green powder, resembling uranous fluoride, insoluble in water and in dilute acids.

Uranyl Fluoride, UO_2F_2 , was obtained by Smithells⁴ in two modifications. The α -compound is obtained by carefully heating the tetrafluoride in presence of air as a white crystalline sublimate, which is very hygroscopic and yields a yellow solution; the β -derivative is formed by evaporating a solution of the oxide, U_3O_8 , in hydrofluoric acid, when it remains as a yellow mass. Both combine with potassium fluoride, yielding *potassium urano-oxyfluoride*, $\text{UO}_2\text{F}_2 \cdot 3\text{KF}$, which is a lemon-yellow crystalline precipitate, and is also formed when an excess of potassium fluoride is added to a solution of uranyl acetate. It is tri-

¹ Aloy, *Bull. Soc. Chim.* 1903 [3], 29, 292.

² Aloy, *Bull. Soc. Chim.* 1902 [3], 27, 734.

³ Carrington Bolton, *Berlin Acad. Ber.* 1866, 299.

⁴ *Journ. Chem. Soc.* 1883, 125.

morphous (Baker).¹ Corresponding sodium, ammonium, and barium salts are known (Bolton). Hydrogen peroxide converts these salts into deep yellow coloured peroxyfluorides.²

Uranous Oxyfluoride, UOF_2 , is also formed by the action of hydrofluoric acid on the oxide, U_3O_8 , and is deposited as a fine green powder.³

Uranium Trichloride, UCl_3 , is obtained by heating the tetrachloride in hydrogen,⁴ or by the continued reduction of uranyl salts with zinc and hydrochloric acid.⁵ It is a reddish-brown powder, and dissolves readily in water, forming a red solution, which gradually becomes green with evolution of hydrogen.

Uranium Tetrachloride, or *Uranous Chloride*, UCl_4 .—This is produced with vivid incandescence, when chlorine is passed over metallic uranium, and is also obtained by igniting uranium dioxide in hydrogen chloride, and exposing a solution of uranic oxide in hydrochloric acid containing alcohol to sunlight.⁶ It is best prepared by passing chlorine over a heated mixture of charcoal and any of the uranium oxides or over uranium carbide.⁷ Some pentachloride is simultaneously formed, and may be removed by heating the product in a current of carbon dioxide. It crystallises in splendid dark-green octahedra, having a metallic lustre, and volatilising at a red heat to form red vapours having the normal specific gravity of 13.3. It is extremely deliquescent, fumes strongly on exposure to the air, and dissolves readily in water, with evolution of heat and formation of a deep, emerald-green solution. This, when concentrated in a vacuum, leaves an amorphous deliquescent mass of uranous chloride, but when evaporated by heat it decomposes, yielding a soluble residue, probably consisting of the oxychloride. Solutions of uranous chloride yield with alkalis a precipitate of uranous hydrate. The solution acts as a powerful deoxidising agent, reducing gold and silver salts, and converting ferric chloride into ferrous chloride. It was by the analysis of this chloride that Péligot ascertained that the supposed metal was in reality an oxide.

Uranium tetrachloride combines directly with ammonia,

¹ *Journ. Chem. Soc.* 1879, 763.

² Lordkipanidzé, *J. Russ. Phys. Chem. Soc.* 1900, 32, 283.

³ Giolitti and Agamennone, *Atti. R. Accad. Lincei*, 1905 [5], 14, i. 114.

⁴ Péligot, *Ann. Chim. Phys.* 1842, 5, 20.

⁵ Zimmermann, *Annalen*, 1882, 213, 320.

⁶ Aloy, *Bull. Soc. Chim.* 1899 [3], 21, 613.

⁷ Aloy, *Bull. Soc. Chim.* 1899 [3], 21, 264.

forming the compound $3\text{UCl}_4, 4\text{NH}_3$, and unites with the heated chlorides of potassium, lithium, and the metals of the calcium group, forming green salts, $\text{UCl}_4, 2\text{M}'\text{Cl}$ or $\text{UCl}_4, \text{M}''\text{Cl}_2$, which are decomposed by water (Aloy).

Uranium Pentachloride, UCl_5 , is obtained by the direct union of the tetrachloride with chlorine. It exists in two distinct forms, according as it is produced slowly or quickly. When the current of chlorine is slow, the uranium pentachloride forms long dark needle-shaped crystals, which reflect light with a green metallic lustre, but are of a splendid ruby-red colour when viewed by transmitted light. If the rate at which the chlorine passes be rapid, the pentachloride is deposited in the form of a light brown mobile powder. The magnificent octahedral crystals of the tetrachloride are always deposited in quantity in that part of the tube nearest the heated mixture, while in the cooler part of the tube the black needle-shaped crystals of the pentachloride are formed, mixed with more or less of the brown powder, which is generally carried a considerable distance along the tube. Both the black crystals and the brown powder are extremely hygroscopic, yielding yellowish-green liquids on exposure to the air for a few minutes, and hissing and giving off fumes of hydrochloric acid when thrown into water. Uranium pentachloride cannot be volatilised without partial decomposition, as when heated, either alone or in an atmosphere of chlorine, or carbon dioxide, uranium tetrachloride and free chlorine are formed. This dissociation begins in an atmosphere of carbon dioxide at 120° , and is complete at 235° , when the percentage of chlorine contained in the residue shows that one-fifth of the chlorine has been driven off. The tetrachloride when similarly heated loses no chlorine.¹

Uranyl Chloride or *Uranium Oxychloride*, UO_2Cl_2 , is formed when dry chlorine gas is passed over uranium dioxide at a red heat. The tube then becomes filled with the orange-yellow vapour of this compound, which solidifies to a yellow crystalline mass, and is easily fusible, but not very volatile. When strongly heated in dry air it yields chlorine and the dioxide, which then becomes oxidised.²

Uranyl chloride is soluble in water, alcohol, and ether, and its aqueous solution yields on evaporation crystals of the hydrate, $\text{UO}_2\text{Cl}_2, \text{H}_2\text{O}$. This may be obtained in solution by

¹ Roscoe, *Journ. Chem. Soc.* 1874, 933.

² Oechsner de Coninck, *Ann. Chim. Phys.* 1904 [8], 3, 500.

acting upon uranic oxide with hydrochloric acid, or by oxidising a solution of uranous chloride with nitric acid.¹

Uranyl chloride forms double chlorides with the chlorides of the alkali metals. The ammonium salt, $2\text{NH}_4\text{Cl}, \text{UO}_2\text{Cl}_2, 2\text{H}_2\text{O}$, crystallises in rhombohedra from a syrupy solution of the mixed salts. The potassium salt, $2\text{KCl}, \text{UO}_2\text{Cl}_2, 2\text{H}_2\text{O}$, is obtained by dissolving potassium uranate in excess of hydrochloric acid, adding potassium chloride, and evaporating, when large rhombic tablets separate out, which have a yellowish-green colour, and are very soluble.² The anhydrous compound can be obtained by passing the vapour of the oxychloride over heated potassium chloride.³ Uranyl chloride also combines with the hydrochlorides of the organic bases (Greville Williams). Several basic chlorides have also been described.⁴

Uranium Tetrabromide, UBr_4 , is obtained by heating in an atmosphere of bromine vapour a previously ignited mixture of uranous oxide and six times its weight of starch or of the green oxide with sugar charcoal.⁵ The bromide is deposited in the more strongly-heated portions of the tube in lustrous brown tablets of sp. gr. 4.838 at $21^\circ/4^\circ$. The specific gravity of its vapour is 19.5. It loses its lustre and becomes dull yellow on the surface in the presence of even traces of oxygen, fumes in the air, and is very deliquescent.

Uranyl Bromide or *Uranium Oxybromide*, UO_2Br_2 , is obtained by treating uranous oxide with bromine and water, or by dissolving uranic oxide in hydrobromic acid. On evaporation yellow needles are deposited, which have a styptic taste and decompose when heated.⁶ It has not been obtained in the anhydrous state.

Uranium Tetriodide, UI_4 , described by Rammelsberg, is obtained by dissolving uranous hydroxide in hydriodic acid. A green solution is thus formed, which decomposes on evaporation.

Uranyl Iodide, UO_2I_2 , is formed when a slight excess of barium iodide is added to an ethereal solution of the nitrate, and separates in red, deliquescent, unstable crystals.⁷

¹ See Mylius and Dietz, *Ber.* 1901, **34**, 2774.

² See Rimbach, *Ber.* 1904, **37**, 481.

³ Aloy, *Bull. Soc. Chim.* 1901 [3], **25**, 153.

⁴ Aloy, *Bull. Soc. Chim.* 1899 [3], **21**, 613; Orloff, *J. Russ. Phys. Chem. Soc.* 1902, **34**, 375; 1903, **35**, 513.

⁵ Richards and Merigold, *Zeit. anorg. Chem.* 1902, **31**, 250.

⁶ See Oechsner de Coninck, *Bull. Acad. Roy. Belg.* 1902, **12**, 1025.

⁷ Aloy, *Ann. Chim. Phys.* 1901 [7], **24**, 412.

URANIUM AND SULPHUR.

505 *Uranium Sesquisulphide*, U_2S_3 , is prepared by heating UBr_3 in sulphuretted hydrogen and yields *uranium monosulphide*, US , when heated in hydrogen.¹

Uranous Sulphide, US_2 , is obtained, according to Péligot, when metallic uranium is heated in sulphur vapour. The mass takes fire and an amorphous greyish-black powder is obtained which becomes crystalline when ignited in absence of air. It may also be formed by the action of sulphuretted hydrogen on uranium tetrachloride heated to redness. Ammonium sulphide also gives a black precipitate of the hydrated sulphide with uranous salts. When exposed to moist air the sulphide gives off hydrogen sulphide and is converted into uranyl sulphide, UO_2S .

Uranyl Sulphide, UO_2S , is precipitated when ammonium sulphide is added to a solution of uranyl nitrate. It oxidises quickly on exposure to air, and dissolves easily in acids and in ammonium carbonate. When heated in the presence of water until all the ammonium sulphide has been driven off, it decomposes into sulphur and the dioxide. If air be excluded the ammonium sulphide acts as a reducing agent and the residual black powder has the composition U_7O_{20} . Uranyl sulphide is formed in black needle-shaped tetragonal crystals when the green oxide is strongly heated with potassium thiocyanate and sulphur.²

Uranium-red.—When sulphuretted hydrogen is passed into a solution of uranyl nitrate to which about 2.8 molecular proportions of caustic potash have been added, an orange-yellow precipitate is produced which dries to a hard amorphous brick-red mass and has the composition $5UO_3, 2K_2O, H_2S_2$. When this substance is treated with potassium carbonate or caustic potash it is converted into uranium-red, which is a blood-red precipitate and dries to a brittle amorphous mass resembling potassium permanganate in appearance and yielding a carmine-red powder. This compound has not been obtained free from water, but has the composition $5UO_3, 2K_2O, HS_2K, xH_2O$, and is converted into the orange-yellow substance by carbonic acid. Acids decompose it with liberation of half the sulphur as

¹ Alibegoff, *Annalen*, 1886, 233, 117.

² Milbauer, *Zeit. anorg. Chem.* 1904, 42, 448.

free sulphur and half as sulphuretted hydrogen.¹ An analogous ammonium-red can be obtained by the action of ammonium sulphide on uranyl nitrate, and it was in this way that uranium-red was first prepared.²

The *selenides*, USe_2 and U_2Se_3 , and the *telluride*, U_2Te_3 , have been obtained in the crystalline state by heating the double chloride $UCl_4 \cdot 2NaCl$ in hydrogen containing the vapour of selenium or tellurium.³ A crystalline *uranyl selenide*, UO_2Se , is obtained by heating the green oxide with potassium cyanide and sulphur.⁴

Uranyl Sulphite.—When sulphur dioxide is passed into a solution of uranyl acetate a crystalline precipitate is produced which has the empirical composition $UO_3 \cdot SO_2 \cdot 4H_2O$ and was regarded by Girard⁵ as the normal sulphite, $UO_2 \cdot SO_3 \cdot 4H_2O$. Kohlschütter,⁶ however, formulates it as a uranyl sulphurous acid, $SO_3H \cdot UO_2 \cdot OH \cdot 3H_2O$, and has prepared a number of complex alkali salts.

Uranous Sulphate, $U(SO_4)_2 \cdot 9H_2O$, crystallises from aqueous solution in greenish monoclinic twinned prisms and is isomorphous with crystallised thorium sulphate.⁷ It is, however, usually obtained containing $8H_2O$. In order to prepare this salt, the green oxide, U_3O_8 , is dissolved in dilute sulphuric acid, and the solution allowed to crystallise after addition of some alcohol. The mother-liquor, which contains uranyl sulphate, yields another crop of crystals of uranous sulphate after it has remained exposed to the light, inasmuch as the uranyl salt present in solution is reduced by the alcohol. Uranous sulphate forms a stable hydrate with $4H_2O$ and several other hydrates and is readily decomposed by water with formation of basic salts.⁸ It forms double salts with the sulphates of the alkali-metals⁹; as, for instance, $U(SO_4)_2 \cdot K_2SO_4 \cdot 2H_2O$, and $U(SO_4)_2 \cdot (NH_4)_2SO_4 \cdot H_2O$.

¹ Kohlschütter, *Annalen*, 1900, **314**, 311.

² Patera, *J. pr. Chem.* 1850, **51**, 122; Remelé, *Annalen*, 1865, **125**, 209; Zimmermann, *Annalen*, 1880, **204**, 204.

³ Colani, *Compt. Rend.* 1903, **137**, 382.

⁴ Milbauer, *Zeit. anorg. Chem.* 1904, **42**, 450.

⁵ *Compt. Rend.* 1852, **34**, 22.

Annalen, 1900, **311**, 1.

⁷ Rammelsberg, *Zeit. Kryst. Min.* 1889, **15**, 640.

⁸ Orloff, *J. Russ. Phys. Chem. Soc.* 1902, **34**, 381; Oechsner de Coninck, *Bull. Acad. Roy. Belg.* 1901, **483**; Kohlschütter, *Ber.* 1901, **34**, 3628; Giolitti and Bucci, *Gazzetta*, 1905, **35**, ii. 151, 162; Giolitti and Liberi, *Gazzetta*, 1906, **36**, ii. 443.

⁹ See Kohlschütter, *Ber.* 1901, **34**, 3619.

Uranyl Sulphate, $\text{UO}_2\text{SO}_4 \cdot 3\text{H}_2\text{O}$, is obtained by heating uranyl nitrate with sulphuric acid, and does not crystallise readily. It dissolves in about 20 parts of water at the ordinary temperature.¹ When dissolved in moderately concentrated sulphuric acid, fine yellowish-green fluorescent crystals of $\text{UO}_2\text{SO}_4 \cdot \text{H}_2\text{SO}_4$ are deposited on cooling, whilst from a solution in concentrated sulphuric acid crystals of a disulphate, $\text{UO}_2\text{S}_2\text{O}_7$, are deposited, which do not fluoresce. By the gradual oxidation of the pitchblende found in Joachimsthal, several new uranium minerals have been formed. Amongst the more important are certain sulphates, such as uranium-vitriol or johannite, and some basic sulphates.

Uranyl sulphate forms double salts with the sulphates of the alkali metals, such as $\text{UO}_2\text{SO}_4 \cdot \text{K}_2\text{SO}_4 \cdot 2\text{H}_2\text{O}$. This is very soluble, and crystallises in yellow crusts, whilst the sparingly soluble ammonium salt, $\text{UO}_2\text{SO}_4 \cdot (\text{NH}_4)_2\text{SO}_4 \cdot 2\text{H}_2\text{O}$, is deposited in monoclinic lemon-coloured prisms.²

URANIUM AND NITROGEN, PHOSPHORUS AND ARSENIC.

506 Uranium Nitride.—Uranium combines directly with nitrogen at 1000° , forming a yellow nitride,³ the composition of which is not stated. The nitride, U_3N_4 , is obtained as a very stable⁴ grey or black powder by heating the tetrachloride in ammonia, mixing the product with ammonium chloride, and again igniting in an atmosphere of ammonia.

Uranyl Nitrate, $\text{UO}_2(\text{NO}_3)_2 \cdot 6\text{H}_2\text{O}$.—This salt, which is commonly known as uranium nitrate, is prepared by dissolving any of the oxides of uranium in nitric acid. It crystallises in fine lemon-yellow fluorescent rhombic prisms, which are soluble in half their weight of water⁵ and deliquesce on exposure. The aqueous solution has an acid reaction owing to the partial hydrolysis of the salt.⁶ The nitrate is prepared commercially

¹ Oechsner de Coninck, *Bull. Acad. Roy. Belg.* 1901, 222, 349; 1902, 94, 161.

² See also Oechsner de Coninck, *Bull. Acad. Roy. Belg.* 1904, 1171; 1905, 50, 94, 151, 182.

³ Moissan, *Compt. Rend.* 1896, 122, 274.

⁴ Kohlschütter, *Annalen*, 1901, 317, 158.

⁵ See Oechsner de Coninck, *Compt. Rend.* 1900, 131, 1219, 1303; 1901, 132, 90, 204; *Bull. Acad. Roy. Belg.* 1901, 222.

⁶ Ley, *Zeit. physikal. Chem.* 1899, 30, 193; *Ber.* 1900, 33, 2658; Dittrich, *Zeit. physikal. Chem.* 1899, 29, 449.

by igniting ammonium uranate, $(\text{NH}_4)_2\text{U}_2\text{O}_7$, and dissolving the oxide in nitric acid.¹ It readily forms double salts with the alkali nitrates.²

Uranium phosphide, U_3P_4 , *arsenide*, U_3As_4 , and *antimonide*, U_3Sb_4 , have been prepared by Colani³ in a similar manner to the telluride (p. 1091) as black crystalline powders, readily oxidised by nitric acid.

Uranyl Phosphates.—The normal orthophosphate is not known. The mono-hydrogen salt, $\text{H}(\text{UO}_2)\text{PO}_4 \cdot 4\text{H}_2\text{O}$, is deposited in yellow tetragonal plates from a solution of precipitated uranium phosphate in hot water acidified with hydrochloric acid.⁴ When uranic oxide is treated with phosphoric acid, a crystalline powder is obtained which is partially soluble in water, and the solution deposits yellow crystals of the di-hydrogen salt, $\text{UO}_2(\text{H}_2\text{PO}_4)_2 \cdot 3\text{H}_2\text{O}$.

Uranyl Ammonium Phosphate, $\text{UO}_2\text{NH}_4\text{PO}_4$, is a greenish-yellow precipitate, insoluble in acetic acid, obtained by adding a soluble phosphate to a solution of uranyl acetate containing sal-ammoniac. This reaction is employed for the volumetric estimation of uranium as well as for that of phosphoric acid.

Uranyl Arsenates.—Several of these compounds exist as minerals (Winkler). Trögerite has the composition $(\text{UO}_2)_8(\text{AsO}_4)_2 \cdot 12\text{H}_2\text{O}$; walpurgite is a basic arsenate of uranyl and bismuth; uranospinitite is an arsenate of uranium and calcium.

URANIUM AND CARBON.

507 *Uranium Carbide*, U_2C_3 , is obtained by strongly heating a mixture of 500 grams of green uranium oxide and 60 grams of charcoal in the electric furnace, and is a crystalline lustrous solid, which scratches rock crystal but not corundum, and has a specific gravity of 11.28 at 18°. It is attacked by fluorine when gently warmed, by chlorine at 350°, and by oxygen at 370°. In contact with water, about one-third of the carbon is evolved as a gaseous mixture containing 0.2–0.7 per cent. of acetylene, 5.0–7.0 per cent. of ethylene, 78–81 per cent. of methane, and 13.5–15.0 per cent. of hydrogen, the remainder of the carbon

¹ Janda, *Oester. Zeit. Berg.-Hütt.* 1901, **49**, 325.

² Meyer and Wendel, *Ber.* 1903, **36**, 4055; Rimbach, *Ber.* 1904, **37**, 461.

³ *Compt. Rend.* 1903, **137**, 382.

⁴ Bourgeois, *Bull. Soc. franç. Min.* 1898, **21**, 32.

being converted into a mixture of solid and liquid hydrocarbons.¹ When two pieces of the carbide are rubbed together, or even shaken in a bottle, brilliant sparks are given off.

Uranyl Carbonates.—Double salts of uranyl carbonate and alkali carbonates are obtained by precipitating a uranyl salt with an alkali carbonate. The potassium salt, $\text{UO}_2\text{CO}_3 \cdot 2\text{K}_2\text{CO}_3$, is obtained by dissolving potassium uranate in potassium bicarbonate, and evaporating at a moderate temperature, when the compound is deposited in silky crystalline crusts.² Water dissolves at the ordinary temperature 7 per cent. of its weight of this salt. The corresponding sodium salt is obtained in a similar way, and possesses similar properties. The ammonium compound, $\text{UO}_2\text{CO}_3 \cdot 2(\text{NH}_4)_2\text{CO}_3$, is prepared by gently warming ammonium uranate with a solution of ammonium carbonate, and separates out on cooling in lemon-yellow small flat monoclinic prisms. It dissolves at the ordinary temperature in 20 per cent. of water, but is less soluble in water containing ammonium carbonate. The mineral liebigite is a uranyl calcium carbonate, $\text{UO}_2\text{CO}_3 \cdot \text{CaCO}_3 \cdot 10\text{H}_2\text{O}$, which occurs as an apple-green warty mass, together with other uranium minerals.

DETECTION AND ESTIMATION OF URANIUM.

508 The uranous salts are green and pass rapidly by oxidation into the uranyl salts, which have a yellow colour, and yield with alkalis or alkali carbonates yellow precipitates of the alkali uranates.

In the general separation of the metals uranium is obtained together with iron. In order to separate these, the precipitated oxides are washed and treated with a concentrated solution of ammonium carbonate, and filtered. Uranium is detected in the filtrate after supersaturation with hydrochloric acid, by the brown precipitate produced with ferrocyanide of potassium. When a uranium compound is fused with microcosmic salt in the oxidising flame, a yellow bead is obtained which on cooling becomes green, and on re-heating attains a darker green colour.

Most of the uranyl salts show a strong fluorescence, and give a characteristic absorption spectrum, which has been examined by

¹ Moissan, *Compt. Rend.* 1896, 122, 274.

² See also Oechsner de Coninck, *Bull. Acad. Roy. Belg.* 1904, 363, 448.

Morton and Bolton,¹ whilst the fluorescence and phosphorescence spectra have been described by E. Becquerel² and H. Becquerel.³

The uranium compounds do not impart any tint to the non-luminous gas flame. The spark spectrum of uranium is a complicated one, and has been mapped by Thalén. It consists of a large number of lines, of which five in the green are conspicuous by their brightness, viz., 5495, 5482, 5480, 5478, and 5475; there are also three specially bright lines in the more refrangible portions, viz., 4473, 4363, and 4341.

In order to estimate uranium⁴ it is converted into a uranyl salt, precipitated with ammonia, and the washed precipitate converted by ignition into the green oxide. It may, like iron, be estimated volumetrically with a solution of potassium permanganate, the uranyl compound being previously reduced to the uranous salt by the action of zinc and sulphuric acid, or the solution of uranyl acetate may be titrated with sodium phosphate. The hydrated oxide is deposited when solutions of uranyl salts are electrolysed.

The Atomic Weight of uranium was determined by Péligot by the analysis of the tetrachloride, which he found to contain 37.2 per cent. of chlorine, whence he calculated the number 237.6 as the atomic weight. He afterwards obtained the number 238.3 by the conversion of the acetate, $\text{UO}_2(\text{C}_2\text{H}_3\text{O}_2)_2 \cdot \text{H}_2\text{O}$, into the dioxide. Zimmermann, on the other hand, by the same method, obtained the number 237.7, whilst from a series of experiments in which he converted the dioxide into the green oxide and *vice versa* the number 237.8 was found.⁵ Aloy,⁶ by the determination of the ratio $\text{UO}_2 : \text{N}$ in pure uranyl nitrate, obtained the value 237.6 ($\text{N} = 13.93$), which becomes 237.1 when the more modern value $\text{N} = 13.90$ is adopted. Finally Richards and Merigold,⁷ by the analysis of the very carefully purified tribromide, obtained the value 236.7 ($\text{H} = 1$), 238.5 ($\text{O} = 16$), which is now (1907) adopted.

¹ *American Chemist*, 3, 360, 401; see also Vogel, *Ber.* 1875, 8, 1535; 1878, 11, 915; Zimmermann, *Annalen*, 1882, 213, 285.

² *Compt. Rend.* 1872, 75; 1879, 88, 1237.

³ *Compt. Rend.* 1885, 101, 1252; 1907, 144, 459.

⁴ A summary of the best methods of estimation is given by Kern, *J. Amer. Chem. Soc.* 1901, 23, 685.

⁵ *Annalen*, 1885, 213, 299.

⁶ *Compt. Rend.* 1901, 132, 551.

⁷ *Zeit. anorg. Chem.* 1902, 31, 235.

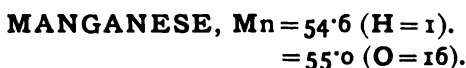
GROUP VII.

<i>Sub-group (a)</i>	<i>Sub-group (b)</i>
Fluorine.	Chlorine.
Manganese.	Bromine.
	Iodine.

509 In the periodic system, manganese is the only metallic representative of the even series of the seventh group as yet known, the typical elements of which are fluorine and chlorine, and the remaining members bromine and iodine.

The halogen elements have already been described in Vol. I. The analogy of manganese with these elements is almost entirely confined to the derivatives of its highest oxide, Mn_2O_7 . To this oxide corresponds permanganic acid, $HMnO_4$, the salts of which are isomorphous with the perchlorates.

In its general chemical behaviour, however, manganese shows strong resemblances to both chromium and iron, between which it stands in the fourth horizontal series. Like chromium, it forms a basic oxide, R_2O_3 , a dioxide, RO_2 , and an acidic trioxide, RO_3 , and the potassium salt of the acid corresponding to the latter crystallises in the same forms as potassium sulphate and chromate. Both this oxide and the salts are, however, much less stable than the corresponding chromium compounds. On the other hand, manganese resembles iron in forming three oxides of the types RO , R_2O_3 , R_3O_4 , and both iron and chromium in forming two series of salts corresponding to the first two of these. The manganic salts are, however, very unstable, whilst the manganous salts are much more permanent than the salts of iron or chromium, in which those metals are divalent.



510 Black oxide of manganese, manganese dioxide, or pyrolusite was known in early times, but for a long period this

compound was confounded with magnetic iron ore, and this fact explains the statement of Pliny that loadstone was employed in the manufacture of glass for the purpose of removing or attracting the impurities or colouring matters out of the glass. He distinguished, moreover, several kinds of magnes; one of these, which is of the feminine gender, does not attract iron: "magnes qui niger est et feminei sexus, ideoque sine viribus." This probably was manganese dioxide. The derivation of the word magnet appears to be doubtful. In the Middle Ages loadstone was distinguished as *magnes* or *magnesijs lapis*. Pyrolusite, however, was termed *magnesia* probably because Pliny had already pointed out the existence of two species of loadstone. Many of the alchemists, however, believed it to be an ore of iron. They likewise mention its use in glass-making, and in the Latin manuscripts of the sixteenth century it is designated by the term *lapis manganensis*, or similar names.

In 1740, Pott, in his treatise entitled "*Examen chymicum magnesia vitrariorum, Germanis Braunstein*," proved that the black oxide of manganese did not contain iron, and that from it a definite series of salts could be obtained. He did not, however, suggest that it contained a new metal. Scheele's celebrated investigations on manganese were published in the year 1774. In these he showed that the mineral manganese possesses a strong attraction for phlogiston, and that it takes this substance up, uniting with acids to form colourless salts; this being explained, according to our present views, by the fact that it gives off oxygen. On the other hand, the solutions of manganese which did not contain phlogiston were shown to be coloured. Scheele believed that the earth contained in this mineral resembled lime; but in the above-mentioned year Bergman, founding his deductions upon Scheele's experiments, came to the conclusion that manganese was probably the calx of a new metal, inasmuch as it coloured glass, and its solutions were precipitated by prussiate of potash, these being reactions common to the metallic calces. Gahn was, however, the first to isolate the new metal. In Germany this was called Braunstein-könig or Braunstein-metal. In other languages, in which Braunstein was termed *magnesia niger*, in order to distinguish it from *magnesia alba*, the metal was called manganese or manganesium.

Manganese chiefly occurs in nature as the dioxide or pyrolusite, MnO_2 . It is also found in the following minerals: braunite,

Mn_2O_3 ; hausmannite, Mn_3O_4 ; psilomelane, $(Mn, Ba)O, MnO_2$; manganite, $Mn_2O_2(OH)_2$; rhodocrosite or manganese-spar, $MnCO_3$, which also frequently occurs as an isomorphous constituent in ferrous carbonate and other similar minerals. Manganese also occurs as alabanite or sulphide of manganese, MnS ; and hauerite, or manganese disulphide, MnS_2 . It likewise forms an essential constituent of many other minerals, although only occurring in them in small quantity. Thus, for instance, most silicates contain manganese, which frequently imparts to them their peculiar colour. By means of these minerals the metal manganese passes into the soil and into drainage water, whence it is absorbed in small quantities into the bodies of plants and animals.

The natural oxides of manganese usually contain traces of potassium, rubidium, silver, and copper, whilst gallium, indium, and thallium are occasionally present.¹

511 *Preparation of Metallic Manganese.*—The higher oxides of manganese can only be reduced to manganese monoxide at a red-heat, the metal not being formed either when the oxide is heated alone or mixed with charcoal in a current of hydrogen, until the temperature rises to a white-heat. The original method of preparing the metal, proposed by John,² depends upon this fact. Finely-divided oxide of manganese, obtained by the calcination of the carbonate in a covered crucible, is well mixed with carbon, and the mixture formed into a paste with oil; the paste is then introduced into a crucible lined with charcoal, and the upper portion completely filled with powdered charcoal. The crucible is first heated to redness for half-an-hour to solidify the mass, after which the cover is carefully luted down, and the whole exposed in a wind furnace for an hour-and-a-half to the highest temperature which the crucible can support without fusing. The regulus thus prepared contains both carbon and silicon derived from the ashes of the wood charcoal. By igniting the metal a second time in a charcoal crucible with some borax it was obtained by John in a more fusible and brilliant state, and so free from carbon that it left no black residue when treated with an acid.

Deville's³ method consists in mixing red manganese oxide, Mn_3O_4 , prepared by heating the artificial dioxide, with sugar charcoal insufficient in quantity for complete reduction. The

¹ Hartley and Ramage, *Journ. Chem. Soc.* 1897, 533.

² Gehlen's *Journ. Chem. Phys.* 3, 452.

³ *Ann. Chim. Phys.* 1856 [3], 46, 182.

mixture is placed in a doubly-lined crucible and heated to whiteness. The regulus obtained is coated with a violet crystalline mass which appears to be calcium-manganese spinel, $\text{CaO}, \text{Mn}_2\text{O}_3$.

Hugo Tamm¹ suggests the following as the best method of preparation on the large scale. A flux is prepared of twenty parts of powdered soda-lime glass and seven parts of fluor-spar; six parts of this mixture are then added to one part of lamp-black and eleven parts of powdered black oxide of manganese. The mass is heated in a plumbago crucible which has been lined with a mixture of three parts of graphite and one part of fire-clay, and this is then intensely ignited in a wind furnace. A green slag termed "green flux" is obtained in this operation, together with metallic manganese, and this flux serves for a fresh operation. Seven parts of this flux are mixed with ten parts of the best manganese dioxide, one part of lampblack, and some oil. The mass is brought into a similar crucible, covered with a thick piece of wood, and the cover luted down, a small opening being left for the escape of the gases which are evolved. It is first heated gently and then ignited at a white-heat for several hours. In this way four parts are obtained of impure manganese metal, which is found to be covered with a grey slag; the latter may be employed for further smelting operations, especially if some of the first flux be added.

This impure manganese, termed cast-manganese, contains a variety of impurities. A specimen of pyrolusite containing 50.5 per cent. of manganese and 3.5 per cent. of iron gave a regulus having the composition given in column I.; after fusion with half its weight of manganese carbonate the above regulus yielded a product possessing the composition given in column II.

	I.	II.
Manganese	96.90	99.910
Iron	1.05	0.050
Silicon	0.85	0.015
Carbon	0.95	0.025
Aluminium	0.10	—
Calcium	0.05	—
Phosphorus	0.05	—
Sulphur	0.05	—
	100.00	100.000

¹ *Chem. News*, 1872, 111.

Jordan¹ describes a method of preparing metallic manganese on a large scale by treating manganese ores in a blast furnace. The metal obtained is cast-manganese, containing 85 per cent. of manganese, 6 per cent. of carbon, 8 per cent. of iron, and traces of silicon, sulphur, and phosphorus.

Other processes of preparing the metal consist in igniting a mixture of fluor-spar and chloride of manganese with metallic sodium,² or gradually adding 15 gr. of metallic magnesium to a fused mixture of 100 gr. of manganese chloride and 200 gr. of potassium chloride.³ The metal may also be obtained by the electrolysis of a concentrated solution of the chloride according to the process described by Bunsen,⁴ or by heating the amalgam, which can be prepared electrolytically.⁵

The method of reducing manganese oxide by aluminium is due to Greene and Wahl,⁶ who devised it for producing the pure metal cheaply. The metal they obtained contained 96.5 per cent. of manganese, 2.0 per cent. of iron and 1.5 per cent. of silicon.

In recent years a considerable amount of metallic manganese has been made by the Goldschmidt process (see Aluminium), and this attains a high degree of purity, containing as much as 98.5 to 99.0 per cent. of the metal. Lebeau⁷ has, however, shown that metal so produced may contain as much as 5.25 per cent. of silicon.

With regard to the preparation of manganese in the electric furnace,⁸ Moissan proved that by using excess of oxide, the reduced metal might be obtained free from carbon and silicon. This method has recently been put into commercial use, but the efficiency of the process is not such as to yield metal at a low cost, for Moissan has shown that manganese is highly volatile at electric furnace temperatures, and that as much as 400 grammes of the metal may be volatilised in ten minutes in the electric arc.

Properties.—Pure manganese, obtained by the reduction process, is a grey or reddish-white metal, having the colour and

¹ *Compt. Rend.* 1878, **86**, 1374.

² Brunner, *Pogg. Ann.* 1857, **101**, 264.

³ Glatzel, *Ber.* 1889, **22**, 2857.

⁴ *Pogg. Ann.* 1854, **91**, 619.

⁵ Prelinger, *Monatsh.* 1894, **14**, 353.

⁶ *Trans. American Institute of Mining Engineers*, 1893, **21**, 867.

⁷ *Ann. Chim.* 1904, **1**, 553.

⁸ *Compt. Rend.* 1892, **116**, 1429.

appearance of cast-iron. It is very hard and brittle, has a specific gravity of about 8.0, and oxidises so easily in the air that it must be kept under rock-oil or in well-sealed vessels. Cast-manganese containing iron is, however, unalterable in the air. Manganese is readily dissolved by all dilute acids, yields sulphur dioxide with hot concentrated sulphuric acid,¹ and decomposes water with evolution of hydrogen even in the cold, more rapidly when heated. It melts² at 1245°, volatilises readily at the temperature of the electric furnace, being more volatile than nickel, chromium, or iron,³ and combines rapidly with nitrogen above 1210°.

ALLOYS OF MANGANESE.

512 The alloys of manganese and copper closely resemble those of tin and copper.⁴ Those which contain from 5 to 8 per cent. of manganese are malleable, but those in which a higher percentage of manganese is present become grey and brittle.

Manganese bronze is made by adding cupro-manganese containing about 25 per cent. of manganese to the molten bronze. For industrial purposes it contains from 1 to 3 per cent. of manganese, 8 to 15 per cent. of tin, and 0 to 5 per cent. of zinc, the rest being copper.

The alloys of manganese, copper and zinc of most commercial value contain from 58 to 60 per cent. of copper, from traces to 2.2 per cent. of manganese and from 39 to 41 per cent. of zinc; they closely resemble German silver, and may serve as a substitute for this substance.

Alloys of manganese with aluminium, antimony, tin, bismuth, arsenic, and boron, are receiving much attention, owing to the remarkable magnetic properties which they possess.⁵

The alloys of manganese and iron, such as manganese steels, spiegeleisen, ferromanganese, and silico-spiegel, will be described under iron.

Manganese Amalgam is prepared by electrolysing a saturated solution of manganous chloride, mercury being used as the

¹ Adie, *Proc. Chem. Soc.* 1899, 133.

² Heraeus, *Zeit. Elektrochem.* 1902, 8, 185.

³ Moissan, *Compt. Rend.* 1906, 142, 425.

⁴ Valenciennes, *Compt. Rend.* 1870, 70, 607.

⁵ Hogg, *Report of Brit. Assoc.* 1892, 671; Heusler, *Deutsch. Phys. Gesell. Verh.*, 1903, June 30th.

negative pole. When the pasty mass which is obtained is strained and strongly compressed, it yields a slate-coloured mass of specific gravity 12·828, which has the composition Hg_5Mn_2 (Prelinger).

COMPOUNDS OF MANGANESE.

MANGANESE AND OXYGEN.

513 Manganese forms a series of oxides, of which the following are the best defined :

- Manganese monoxide, MnO .
- Trimanganese tetroxide, Mn_3O_4 .
- Manganese sesquioxide, Mn_2O_3 .
- Manganese dioxide, MnO_2 .
- Manganese trioxide, MnO_3 .
- Manganese heptoxide, Mn_2O_7 .

The first of these is a powerful basic oxide, whilst the sesquioxide is feebly basic, giving rise to an unstable series of salts, and the oxide, Mn_3O_4 , behaves in many respects as a compound of the two. The dioxide acts as a weak acidic oxide, yielding salts known as the manganites with strong bases. Manganese trioxide and the heptoxide are well-marked acid-forming oxides. The manganates, derived from manganic acid, H_2MnO_4 , are very unstable, and as already mentioned are isomorphous with the sulphates and chromates. Permanganic acid, $HMnO_4$, is a strong acid and yields stable salts, which are isomorphous with the perchlorates. The substance described by Franke as the tetroxide, MnO_4 , does not appear to exist (Thorpe and Hambly).

Manganese Monoxide, or *Manganous Oxide*, MnO , is best prepared by fusing together a mixture of equal parts of anhydrous manganese chloride and sodium carbonate, to which some sal-ammoniac has been added, and lixiviating the fused mass with water.¹ It is also obtained when a higher oxide, or the carbonate is ignited in a current of hydrogen. Manganous oxide is a greyish-green powder, which fuses at a white-heat without loss of oxygen. It has a specific gravity of 5·09. When the powdered oxide is heated in an atmosphere of

¹ Liebig and Wöhler, *Pogg. Ann.* 1830, 21, 584.

hydrogen containing a very small quantity of hydrochloric acid, it is obtained crystallised in transparent regular octahedra of an emerald-green colour and an adamantine lustre.¹ It has been found in Sweden as the crystalline mineral manganosite.

Manganous Hydroxide, $\text{Mn}(\text{OH})_2$, is obtained as a white precipitate when caustic alkali is added to the solution of a manganese salt. As it oxidises rapidly in the air and assumes a brown colour, forming the oxide Mn_3O_4 and finally Mn_2O_3 , it must be precipitated in an atmosphere free from oxygen, and dried at a moderate heat in a current of hydrogen. The powder thus obtained is frequently pyrophoric, and when touched with a piece of red-hot charcoal it begins to glow at the point of contact, the oxidation proceeding rapidly throughout the mass. It occurs in Sweden as the mineral pyrochroïte.

When ammonia is added to a solution of a manganous salt containing an ammonium salt, no immediate precipitation occurs, but on standing a precipitate separates out which consists of manganous hydroxide, if air be excluded, or of a brown hydrated oxide in the presence of air. When manganous hydroxide is treated with an ammonium salt it dissolves to an extent which is directly proportional to the concentration of ammonium ions in the solution, and it seems probable that complex ions containing ammonium and manganese are formed.²

The manganous salts, MnR'_2 , are usually faintly pink-coloured, although, according to some chemists, this coloration is due to the presence of a trace of a manganic compound. The halogen salts, nitrate and sulphate, are readily soluble in water.

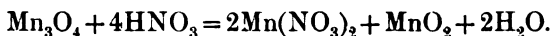
Mangano-Manganic Oxide, Red Oxide of Manganese, or Tri-manganese Tetraoxide, Mn_3O_4 , occurs with other manganese ores, and also by itself as the mineral hausmannite. This mineral crystallises in acute tetragonal pyramids, and one of its best localities is Ilmenau in Thuringia. Its specific gravity is 4.85. If manganese monoxide be heated in contact with air, or if the higher oxides be strongly heated either in contact or out of contact with air, this same compound is obtained in the form of a brownish-red powder, which then has a specific gravity of 4.72, and is converted into crystals of hausmannite by being gently heated in a slow current of gaseous hydrochloric acid.³ It is also

¹ Deville, *Compt. Rend.* 1861, 53, 199.

² Herz, *Zeit. anorg. Chem.* 1899, 21, 243; 22, 279.

³ Deville, *Compt. Rend.* 1861, 53, 199.

obtained in the crystalline form by heating a mixture of manganese sulphate and potassium sulphate to bright redness,¹ or by treating a mixture of manganous oxide and calcium chloride in the same way.² This oxide dissolves in cold concentrated sulphuric acid, giving rise to a red solution containing a mixture of manganous and manganic sulphates, whilst acetic acid dissolves one-third of the manganese as manganous acetate and leaves the remainder in the form of the sesquioxide.³ Hence the red oxide is often considered to be a compound having the formula MnO , Mn_2O_3 or $2MnO, MnO_2$. Thus in many respects it behaves in a similar way to the red oxide of lead; on heating with dilute sulphuric acid, for example, manganous sulphate and manganese dioxide are formed, and boiling nitric acid decomposes it in a manner similar to that in which it acts on red-lead:



Chlorine gas is given off when this oxide is heated with hydrochloric acid, and manganous chloride is formed:



Mixed oxides of the type Mn_2O_3, RO , which appear to be isomorphous with hausmannite (Gorgeu), have been prepared by fusing the corresponding sulphates and by the ignition of the metallic manganites.

Manganic Oxide or *Manganese Sesquioxide*, Mn_2O_3 .—This oxide occurs as the mineral braunite crystallised in obtuse tetragonal pyramids. It possesses a sub-metallic lustre, has a dark brownish-black colour, and a specific gravity of 4.75. It may be obtained artificially by igniting any of the oxides of manganese in oxygen or in a mixture of this gas and nitrogen which does not contain more than twenty-six per cent. of oxygen.⁴ It then forms a black powder, having a specific gravity of 4.32.

Manganic Hydroxide, $MnO(OH)$, occurs in nature as manganite in steel-grey or arsenic-black crystals, belonging to the tetragonal system, and having a specific gravity of 4.3. It is usually accompanied by other manganese ores, together with calc-spar and heavy-spar. In general appearance it closely resembles pyrolusite (manganese dioxide), but it may be distinguished from

¹ Debray, *Compt. Rend.* 1861, 52, 985.

² Kuhlmann, *Compt. Rend.* 1861, 52, 1283.

³ Gorgeu, *Bull. Soc. Chim.* 1903 [3], 29, 1111, 1167.

⁴ Dittmar, *Journ. Chem. Soc.* 1864, 294.

this compound by its giving a brown instead of a black streak when rubbed on an unglazed porcelain plate. When the mineral is heated at 270–310° in the air it is converted without change of form into the dioxide.¹ Manganic hydroxide is formed when manganous hydroxide is allowed to oxidise in moist air. It may also be prepared by passing chlorine into water in which an excess of manganese carbonate is suspended, or by decomposing the corresponding manganic sulphate with water (Carius).² It forms a dark-brown powder capable of soiling very strongly and gives off its water at a temperature above 100°. It dissolves in hot nitric acid with formation of manganous nitrate and manganese dioxide :



From this reaction it would appear that in constitution this body resembles lead sesquioxide and analogous compounds having the constitution MnO, MnO_2 , but in other reactions it acts as a feebly basic oxide, whose salts, with a few exceptions, are very unstable.

The manganic salts, MnR'_3 or $\text{Mn}_2\text{R}''_3$, are extremely unstable and are strongly coloured substances. Only the fluoride, sulphate and a few derivatives of phosphoric acid have been isolated. The sulphate can replace aluminium sulphate in the alums.

MANGANESE DIOXIDE AND THE MANGANITES.

514 *Manganese Dioxide, Manganese Peroxide, or Black Oxide of Manganese*, MnO_2 , is the most important ore of manganese. It occurs in rhombic crystals and in crystalline and amorphous masses, being known to the mineralogist as pyrolusite. It possesses a metallic lustre, an iron-black or dark steel-grey colour and a black streak. It is opaque and rather brittle, and has a specific gravity of 4·82. The most celebrated localities for this mineral are Ilmenau in Thuringia, near Platten in Bohemia, near Mährisch-Trubau in Moravia, on the Lahn, and in the Caucasus, France, Spain, and North America. It occurs in the United States, abundantly at Vermont, and in Red Island Bay at San Francisco; and also in New Brunswick and Nova Scotia. It is likewise found in Devonshire. Pyrolusite seldom occurs in the pure state, being generally mixed with other manganese

¹ Gorgeu, *Compt. Rend.* 1888, **106**, 1101.

² *Annalen*, 1856, **98**, 53.

ores such as psilomelane, $(\text{Mn},\text{Ba})\text{O}, 2\text{MnO}_2$, and manganite. It also almost always contains ferric oxide, silica, lime, carbonic acid, and traces of the oxides of cobalt and nickel. Pure manganese dioxide is obtained artificially by melting about 600 grms. of the crystallised nitrate and warming until red fumes appear; the clear liquid is then decanted from the lower oxides which first separate out, and heated in another vessel at $150\text{--}160^\circ$ for 40–60 hours.¹ If manganous carbonate be heated to 260° in presence of air, and the residue then treated with very dilute cold hydrochloric acid, pure manganese dioxide remains behind (Forchhammer).

A brown precipitate approximating in composition to hydrated manganese dioxide can be obtained from the manganous salts by the aid of a large number of oxidising agents such as potassium permanganate (p. 117), sodium hypochlorite, ammonia and bromine, nitric acid and sodium chlorate, ammonium persulphate and sulphuric acid,² and ozone.³

It appears to be almost impossible to prepare perfectly pure hydrated manganese peroxide,⁴ since this substance very readily loses a portion of its oxygen, forming mixtures of the composition $x\text{MnO} + y\text{MnO}_2$, and moreover readily combines with bases forming manganites. Products of constant composition appear only to be obtainable from solutions acidified with a mineral acid.⁵ Thus the oxide formed by the reduction of permanganic acid by manganese sulphate, and by the decomposition of permanganic acid in presence of hydrated manganese dioxide, varies in composition from $5\text{MnO}_2 + \text{MnO}$ to $15\text{MnO}_2 + \text{MnO}$. On the other hand, the oxide precipitated from manganous sulphate by dilute potassium permanganate at 80° in presence of zinc sulphate contains all the manganese in the form of dioxide, but combined with alkali. The oxide precipitated from manganese nitrate by nitric acid and sodium chlorate contains 98 per cent. of the manganese as dioxide,⁶ and that obtained with ammonium persulphate also contains less than the theoretical amount of oxygen.⁷ A similar oxide may also be prepared by treating manganic hydroxide with hot nitric

¹ Gorgeu, *Bull. Soc. Chim.* 1890 [3], 4, 16.

² Marshall, *Journ. Chem. Soc.* 1891, 771.

³ Jannasch and Gottschalk, *Ber.* 1904, 37, 3111.

⁴ Gorgeu, *Compt. Rend.* 1890, 110, 1134.

⁵ Rupp, *Zeit. anal. Chem.* 1903, 42, 732.

⁶ Gooch and Austin, *Amer. J. Sci.* 1898 [4], 5, 260.

⁷ von Knorre, *Zeit. angew. Chem.* 1901, 14, 1149.

acid,¹ or by adding potassium permanganate to sodium thiosulphate solution. The hydroxide thus obtained, after washing with water, is soluble in water, yielding a brown solution to which the name of manganous acid has been given. This solution turns blue litmus paper red, and does not undergo alteration on standing for many weeks, but small quantities of acid or alkali produce an instant precipitation. Manganese dioxide, like lead dioxide, possesses at the same time feebly basic and feebly acid properties.

Manganese dioxide has long been used for the preparation of colourless glass, and hence pyrolusite has been known as *savon des verriers*. Its mineralogical name, indeed, has reference to this employment of the mineral (from $\pi\upsilon\rho$, fire, and $\lambda\upsilon\omega$, I wash). It also serves for the preparation of the manganese compounds and of oxygen, but by far the largest quantity of the mineral is employed for making chlorine, used in the manufacture of bleaching-powder.

The Manganites.—Manganese dioxide combines with several basic oxides to form compounds which may be considered as salts of manganous acid. The composition of these compounds seems to depend on the amount of alkali which is present. A large number of them have been described. *Potassium Manganite*, $K_2Mn_5O_{11}$, is obtained as a yellow precipitate when carbon dioxide is passed into a solution of potassium manganate, K_2MnO_4 . *Calcium Manganite*, $CaMn_5O_{11}$, is a blackish-brown precipitate formed when a solution of manganous nitrate is poured into an excess of bleaching-powder solution.

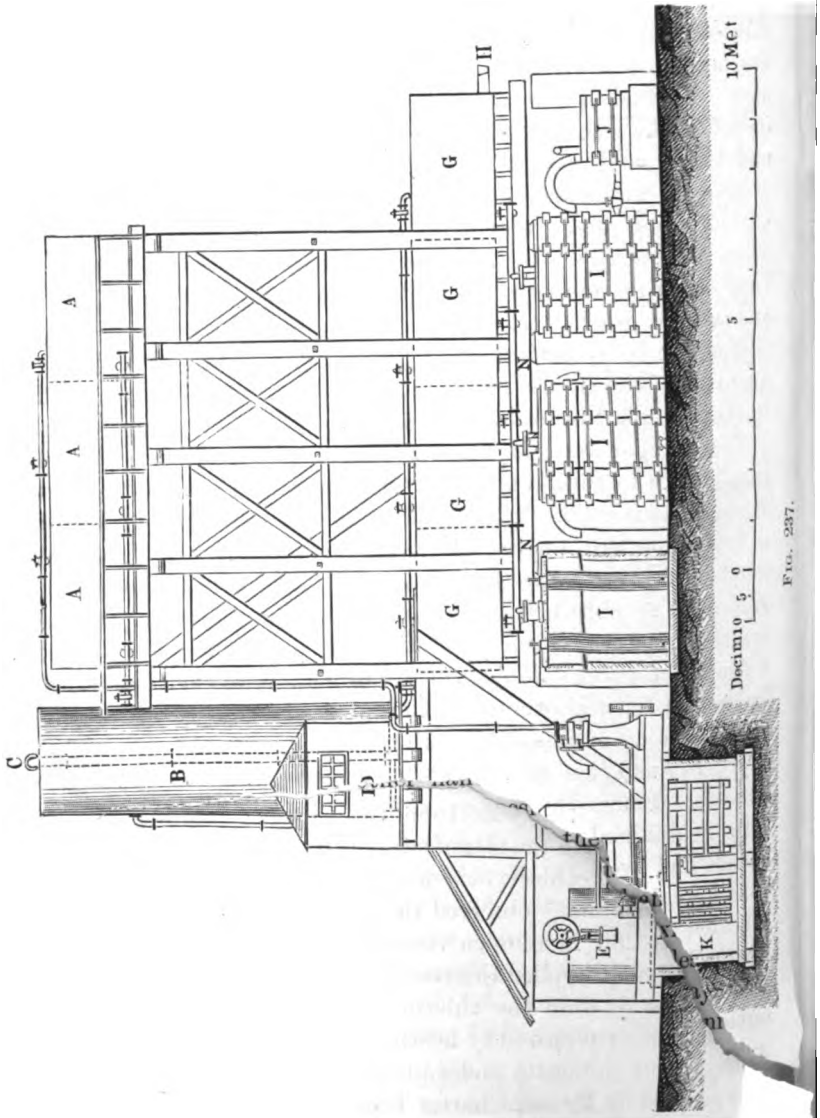
515 *Regeneration of Manganese Dioxide from the Chlorine Residues.*—Before the year 1856 the whole of the manganese chloride obtained in the manufacture of chlorine from manganese dioxide and hydrochloric acid was allowed to run to waste. In 1821 Forchhammer² observed that when manganous carbonate is heated to 260° in an open vessel it is converted into dioxide. Charles Dunlop³ applied this reaction to the regeneration of manganese dioxide from the chlorine still-liquors, the manganous carbonate being prepared by heating manganous chloride solution with calcium carbonate under pressure. In 1857 this process was adopted by Messrs. Charles Tennant and Co., at St. Rollox, but the process has not been adopted elsewhere.

¹ Gorgeu, *Ann. Chim. Phys.* 1862 [3], 66, 155.

² *Ann. Phil.* 1808, 17, 50.

³ *Report of Patent Inventions*, March, 1856, p. 236.

A much less troublesome process was invented by Walter Weldon, in 1867, and first practically carried out at Messrs.



Gamble's works at St. Helens, in 1868; it is now universally adopted both by British and Continental manufacturers.

The crude manganese chloride solution remaining in the stills

I (Figs. 237, 238), which are fitted for using native manganese dioxide, is run into the well K and treated with limestone dust, which neutralises the residual free hydrochloric acid, precipitates the sulphuric acid present in the muriatic acid as impurity

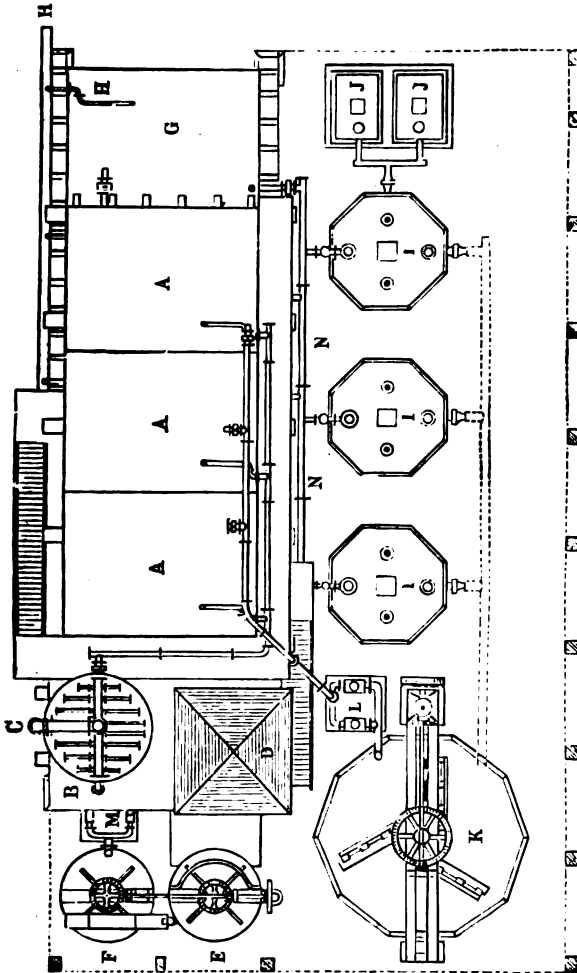
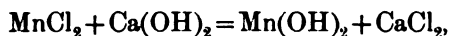


Fig. 238.

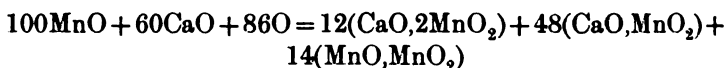
in the form of calcium sulphate, and then precipitates the ferric chloride as ferric hydroxide; the muddy liquor is thrown by the pump L into the settling tanks A, from which the clear manganese chloride solution is run into the oxidiser B, while the sediment is run into the chute H and so to the drains. In the

agitator E lime is slaked to form a thick cream which is run through a sieve into the store and measuring tank F, whence it is charged as required by the pump M into the oxidiser B.

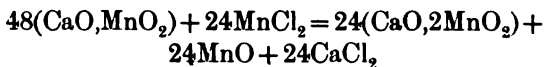
If exactly the theoretical amount of milk of lime be added according to the equation :



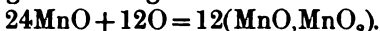
it is found that the whole of the manganese is not precipitated and the mixture absorbs oxygen exceedingly slowly, only half the manganese being converted into dioxide; by adding ten per cent. more lime the liquor becomes free from manganese, but the most rapid absorption of oxygen and the most readily settling mud are only obtained by employing about sixty per cent. more lime (Weldon). When air is pumped by the pipe C through this mixture at 55° C., the alkalinity decreases and disappears owing to the formation of calcium manganite, CaO, MnO_2 , and the acid manganite, CaO, 2MnO_2 , whilst a portion of the manganous oxide is converted into manganous manganite, MnO, MnO_2 :



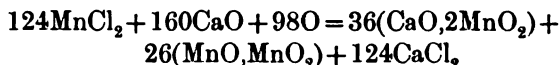
at about which stage the oxidation practically ceases. An additional quantity of the manganous chloride is next added, which instantly reacts with the CaO, MnO_2 , thus :



and the blowing being continued, the manganous oxide is oxidised to manganous manganite :



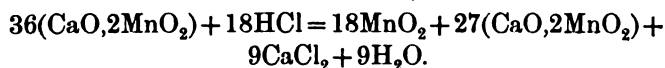
Thus the effect of the whole operation may be summarised by the equation :



The resulting thin mud is run from the bottom of the oxidising tower by the pipe shown in the figures into one of the four settling tanks G, from which the clear calcium chloride liquor is drawn off by the swivel pipe H into the trough H (Fig. 238) and thence to the drains.

When the plant is stocked with manganous chloride solution

and Weldon mud the treatment of native ore is suspended and the chlorine made entirely from the mud, and as this, unlike the native ores, contains no iron which requires to be eliminated by precipitation with limestone dust, it now becomes possible to avoid the use of the latter and to utilise the excess of acid which is invariably left in the chlorine still, even when the artificial mud is used. But as crude muriatic acid always contains sulphuric acid, which was eliminated as calcium sulphate in the mud run off from the settling tanks A in the process so far described, it is necessary to provide a new outlet for this impurity, and this is done by treating the muriatic acid with a portion of the waste calcium chloride liquor, the calcium sulphate formed being separated by a sand filter. The purified acid is then used to generate chlorine in the stone stills I, with thick manganese mud run from the settlers G by the pipe N. When no more chlorine is evolved the residual liquor is treated with an excess of mud more than enough to neutralise all the residual free acid, amounting to about 0.7 per cent. on the liquor; the mixture is then allowed to settle, and the much richer manganese mud settling out forms part of the next batch to be treated with acid, the reaction being approximately:



The Weldon operation thus converts the 124MnCl_2 into $98\text{MnO}_2 + 26\text{MnO}$; the equations given above are intended to express the average results obtained.¹

MANGANESE TRIOXIDE AND HEPTOXIDE, MANGANIC ACID, PERMANGANIC ACID, AND THEIR SALTS.

516 In his work entitled *The Prosperity of Germany*,² published in 1656, Glauber mentions that when manganese is fused with fixed saltpetre (caustic potash) a mass is produced from which he obtained "a most dainty purple fiery liquor," this afterwards turning blue, red, and green. In 1705 an anonymous treatise appeared, entitled *Key to the Secret Cabinet of Nature's Treasury*; in this it is stated that the product obtained by fusing saltpetre and manganese yields a solution of which the colour

¹ A detailed description is to be found in Lunge's *Sulphuric Acid and Alkali Manufacture*, Vol. 3.

² Packe's translation, 1687, p. 353.

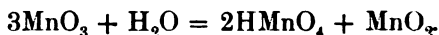
alters, first being grass-green, then sky-blue, violet-coloured, and lastly rose-red. The changes of colour which are here given are exactly the opposite of those which Glauber noticed. Pott in 1740 described these changes, believing that they had not been previously noticed, and Scheele, who endeavoured to explain these phenomena, gave to the colouring material the name of mineral chameleon, a term which had previously been applied to other mineral colouring matters capable of undergoing changes of tint. The properties of this mineral chameleon were afterwards investigated by many chemists, but it was not until the year 1817, when Chevillot and Edwards¹ investigated the subject, that a rational view of its composition was arrived at. They showed that when much alkali is employed a green compound is formed; that when, on the other hand, an excess of manganese is fused with potash a red body is produced, and they succeeded in preparing the substance obtained by the latter reaction in the crystalline form. They also showed that an absorption of oxygen takes place, and consequently they assumed that the potash-salt forms with manganese a manganate, and that the green salt contains more base than the red. Forchhammer² investigated the subject in 1820, and ascribed the difference in colour to the existence of two distinct acids. It is, however, to Mitscherlich³ that we owe a knowledge of the exact composition of these two acids.

Manganese Trioxide, MnO_3 , is a deliquescent amorphous reddish mass, prepared by dropping a solution of potassium permanganate in concentrated sulphuric acid on to dry sodium carbonate: ⁴



It is only formed in extremely small quantity, and is carried forward by the carbonic acid as a pink fume, which may be caught on fragments of glass placed in a freezing mixture.

When thrown into water it is decomposed as follows (Thorpe and Hambly): ⁵



The *manganates* have a green colour, and their solutions are

¹ *Ann. Chim. Phys.* 1817 [2], 4, 287.

² *Ann. Phil.* 1807, 16, 130; 1808, 17, 150.

³ *Pogg. Ann.* 1832, 25, 287.

⁴ Franke, *J. pr. Chem.* 1887 [2], 6, 893.

⁵ *Journ. Chem. Soc.* 1888, 175.

only stable when they contain large quantities of free alkali. If carbon dioxide be passed through them, or if they be diluted with much water or made slightly acid, the liquid passes from a green to a blue and violet colour, the permanganate being formed, and the dioxide deposited :



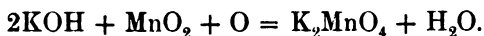
The manganates are also converted by direct oxidation into permanganates when they are dissolved in a large quantity of water containing dissolved oxygen.

Manganates are produced by the partial reduction of permanganates in alkaline solution, and this change occurs when small amounts of reducing agents such as alcohol and sodium thiosulphate are added to the red alkaline liquid. The latter also gradually turns blue and afterwards green simply on exposure to air, this being caused by the reducing action of the organic matter contained in the atmosphere. These reactions explain the changes of colour of the mineral chameleon. In alkaline solution the manganates act as powerful oxidising agents.

Potassium Manganate, K_2MnO_4 , is formed when manganese dioxide is fused together with caustic potash. If the fusion take place in the absence of air, the following reaction occurs :



In the presence of air, or on the addition of nitre or potassium chlorate, a larger quantity of the product is obtained :



The deep-green coloured mass dissolves in a small quantity of water, forming a dark-green solution, from which, on evaporation in a vacuum, the salt separates out in small crystals isomorphous with those of potassium sulphate.

It may also be prepared by boiling a saturated solution of potassium permanganate with caustic potash solution of specific gravity 1.33 (Aschoff).

Sodium Manganate, Na_2MnO_4 , is formed when a mixture of equal parts of manganese dioxide and caustic soda is heated for sixteen hours; the mass is then lixiviated with a small quantity of water and the solution cooled down, when the salt separates out in small crystals isomorphous with Glauber's salt, and having the composition $\text{Na}_2\text{MnO}_4 \cdot 10\text{H}_2\text{O}$. These dissolve in water

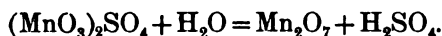
with partial decomposition, yielding a green solution. Sodium manganate is now used largely as a deodoriser.

Barium Manganate, BaMnO_4 , is formed when manganese dioxide is heated with baryta or barium carbonate or nitrate, or when barium permanganate is heated with baryta water. It is an emerald-green powder, consisting of microscopic four-sided prisms or six-sided plates. It has a specific gravity of 4.85, and is insoluble in water, but readily decomposed by acids. The employment of this salt in place of the poisonous Scheele's green has been suggested,¹ and it has been employed in a few instances, though not so generally as might be wished.

517 Manganese Heptoxide, Mn_2O_7 , and *Permanganic Acid*, HMnO_4 .—The first of these compounds, also termed permanganic anhydride, was noticed by Chevillot, and afterwards investigated by Thénard,² Aschoff,³ and Terreil.⁴ In order to prepare this compound, pure potassium permanganate free from chlorine is gradually added to well-cooled highly concentrated sulphuric acid. The salt dissolves with an olive-green colour, and if the solution be cooled, and water carefully added, the heptoxide separates as a dark reddish-brown liquid⁵ which does not solidify at -20° . It is extremely unstable, constantly evolving bubbles of oxygen on exposure to the air. These carry with them a small quantity of the heptoxide, and thus violet fumes are emitted. It rapidly absorbs moisture, and dissolves in water, yielding a deep violet-coloured solution, so much heat being thereby evolved that the liquid undergoes partial decomposition. It dissolves in concentrated sulphuric acid with an olive-green colour. On heating, it decomposes, with evolution of light and heat, and with violent explosion. The green solution contains the sulphate $(\text{MnO}_3)_2\text{SO}_4$:



and this on addition of water yields the heptoxide:



Permanganic Acid, HMnO_4 , is obtained in aqueous solution by adding the requisite quantity of dilute sulphuric acid to

¹ Schad, *Deutsch. Industriezeit.* 1865, 118; Rosentiehl, *Dingl. Polyt. Journ.* 1865, 177, 409.

² *Compt. Rend.* 1856, 42, 389.

³ *Pogg. Ann.* 1860, 111, 217.

⁴ *Bull. Soc. Chim.* 1862, 40.

⁵ Franke, *J. pr. Chem.* 1885, [2], 31, 166.

the barium salt or by electrolysing the potassium salt in a special form of apparatus and removing the alkali from the cathode compartment.¹ A deep red liquid is thus obtained, which exhibits a blue colour by reflected light, and possesses a bitter metallic taste. It decomposes on exposure to light or when heated gently, and still more rapidly when boiled, with evolution of oxygen and separation of the hydrated dioxide. It acts as a most powerful oxidising agent.

Permanganic acid is also formed when manganese nitrate or any manganous salt, with the exception of the haloid compounds, is warmed with nitric acid and lead dioxide, with potassium bromate and dilute sulphuric acid,² with the higher oxides of bismuth and nitric acid,³ or with ammonium persulphate, silver nitrate and nitric acid.⁴

A weak solution of permanganic acid continually evolves oxygen at a very slow rate, manganese dioxide being deposited, and the rate of decomposition is greatly increased by the presence of hydrated manganese dioxide.⁵ When such a solution is shaken with hydrogen or carbonic oxide, the gas is rapidly absorbed and a considerable volume of oxygen evolved (Victor Meyer and Recklinghausen).⁶ It has been suggested that this is due to the fact that the hydrated manganese dioxide simultaneously formed is at first present in a specially active condition and thus greatly increases the normal decomposition of the permanganic acid (Morse and Reese).

Potassium Permanganate, KMnO_4 , is prepared on the large scale by a process which will be described further on. For laboratory purposes it is best obtained according to the process given by Gregory. This consists in dissolving ten parts of caustic potash in the smallest quantity of water, then adding to this a mixture of seven parts of potassium chlorate and eight parts of manganese dioxide, evaporating the whole to dryness, and heating the residue until the potassium chlorate is completely decomposed. The dark-green mass is then lixiviated with boiling

¹ Morse and Olsen, *Amer. Chem. J.* 1900, **23**, 431.

² Vitali, *Boll. Chim. Farm.* 1898, **37**, 545.

³ Schneider, *Dingl. Polyt. Journ.* 1888, **269**, 224.

⁴ Marshall, *Chem. News*, 1901, **83**, 76.

⁵ Morse, Hopkins and Walker, *Amer. Chem. J.* 1896, **18**, 401; Morse, *Ber.* 1897, **30**, 48; Morse and Reese, *Amer. Chem. J.* 1898, **20**, 521; Morse and Byers, *Amer. Chem. J.* 1900, **23**, 313; Olsen, *Amer. Chem. J.* 1903, **29**, 242.

⁶ *Ber.* 1896, **29**, 2549; Hirtz and Meyer, *Ber.* 1896, **29**, 2828.

water, the solution allowed to deposit, and the liquid filtered through asbestos or gun-cotton. The clear solution deposits the crystals on standing. It is also formed when a solution of caustic potash is electrolysed with an anode consisting of ferromanganese or manganese.¹

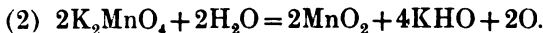
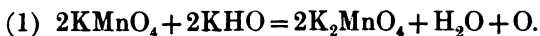
Potassium permanganate is isomorphous with potassium perchlorate, with which it crystallises in all proportions. The crystals are almost black, and when freshly prepared possess a green metallic lustre, which, however, on exposure to the air becomes of a steel-blue tint without any further alteration in the salt taking place. The crystals have a specific gravity of 2.7, and yield a red powder. 100 parts of water dissolve 2.531 parts of the salt at 15°, 25.03 parts at 100°, forming a deep purple-coloured solution. On heating to 240° they decompose as follows :



Jones³ has shown that hydrogen and phosphine decompose potassium permanganate, and that oxygen is evolved together with carbon dioxide when sulphuric acid acts on permanganate in presence of oxalic acid.

Mixed with sulphur or phosphorus, a material is obtained which takes fire or explodes violently on percussion, and a mixture of the salt with charcoal burns like tinder.

Potassium permanganate is largely used as an oxidising agent both in analytical work and for the preparation of many organic oxidation products. In alkaline solution it is first converted into manganate, which afterwards loses a further amount of oxygen and yields the hydrated dioxide, three atoms of the oxygen contained in two molecules of the salt being employed in the oxidation :



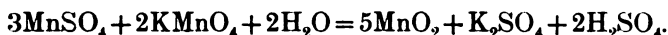
It is in this way, for example, that potassium permanganate acts when it is brought into contact with a hot solution of a manganous salt, the whole of the manganese being precipitated as dioxide (Volhard) ; three-fifths of this is therefore formed by

¹ White, *J. Physical Chem.* 1906, 10, 502.

² Baxter, Boylston and Hubbard, *J. Amer. Chem. Soc.* 1906, 28, 1336; Patterson, *J. Amer. Chem. Soc.* 1906, 28, 1734.

³ *Journ. Chem. Soc.* 1878, 95.

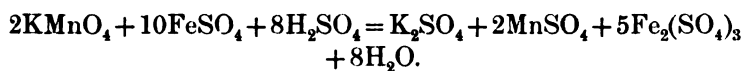
the oxidation of the manganese salt added and the remaining two-fifths by the reduction of the permanganate :



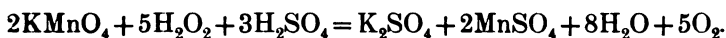
In acid solution the manganese of the permanganate is finally converted into a salt corresponding to the monoxide, MnO , five atoms of oxygen being rendered available :



Thus the action of acid potassium permanganate solution on ferrous sulphate, in presence of sulphuric acid, is represented as follows :



The acid solution of potassium permanganate is reduced by hydrogen peroxide with evolution of oxygen,¹ half of which is due to the reduction of the peroxide, half to that of the permanganate :



Sodium Permanganate, NaMnO_4 , is obtained in a similar way to the potassium salt, and is distinguished from it by being deliquescent, and therefore crystallising with difficulty.

Ammonium Permanganate, NH_4MnO_4 , is obtained by the decomposition of the potassium salt with ammonium chloride. It is isomorphous with potassium permanganate, and decomposes readily when gently heated,² forming ammonium nitrate, oxides of nitrogen and an oxide of manganese of the composition $22\text{MnO}_2 \cdot \text{MnO}$. It explodes when rapidly heated or when subjected to percussion.

Barium Permanganate, $\text{Ba}(\text{MnO}_4)_2$, forms hard, almost black prisms, soluble in water. It is obtained by passing a current of carbon dioxide through water containing barium manganate in suspension,³ or by the action of barium chloride on silver permanganate.

Silver Permanganate, AgMnO_4 , separates out in large regular crystals when warm solutions of silver nitrate and potassium

¹ On the nature of this reaction see Baeyer and Villiger, *Ber.* 1900, **33**, 2488, where the literature is quoted; Bach, *Ber.* 1901, **34**, 3851.

² Christensen, *Zeit. anorg. Chem.* 1900, **24**, 203.

³ Böttger, *J. pr. Chem.* 1863, **90**, 156.

permanganate are mixed. It dissolves in 190 parts of water at 15°, and is much more soluble in warm water. The solution decomposes on boiling.

Condy's Disinfecting Liquid.—Potassium permanganate has been employed for a long time in the laboratory as a powerful oxidising agent, and is largely used in volumetric analysis. Hofmann was the first, in the year 1859, to show that this salt together with the other manganates and permanganates acts as a valuable disinfecting agent,¹ and its application for this purpose has become now so general that these compounds, which at that time were only found in the laboratory, are now made in thousands of tons. Owing to the ease with which it is reduced by organic matter, the permanganate should always be added to the material to be disinfected in such quantity that a permanent green or red coloration remains. For disinfecting purposes it is not necessary to employ the pure, well-crystallised salt which is used in the laboratory, but a commercial article consisting of a mixture, more or less pure, of manganate and permanganate of sodium is used. This substance is obtained by mixing the caustic soda obtained from 1,500 kilos. of soda-ash with 350 kilos. of finely divided manganese dioxide in a flat vessel, and heating this mixture for forty-eight hours to dull redness. The product, containing about 26 per cent. of pure manganate, is either used in that form, or lixiviated with water, and the solution either boiled down to the requisite degree of strength or evaporated to dryness. If the manganate is to be completely converted into permanganate it is neutralised with sulphuric acid, and the solution concentrated until Glauber's salt separates out; these crystals are then removed and the liquid further evaporated.²

MANGANESE AND THE HALOGENS.

518 *Manganous Fluoride*, MnF_2 , is obtained by dissolving metallic manganese or the carbonate in hydrofluoric acid, the compound being deposited when the solution is boiled as a white crystalline powder. It is also formed as a rose-coloured mass by the action of gaseous hydrogen fluoride on manganese.

¹ See Kronig and Paul, *Zeit. f. Hygiene*, 1897, **35**, 73.

² Hofmann, *Report Exhib.* 1862, 109.

³ Moissan and Venturi, *Compt. Rend.* 1900, **130**, 1158.

It is insoluble in water but may be recrystallised from fused manganese chloride and then forms rose-coloured prisms of sp. gr. 3.98, melting at 856°. It dissolves in strong acids, yields an oxyfluoride when boiled with water, and is completely reduced by hydrogen at 1000°.

Manganic Fluoride, MnF_3 , is obtained by the action of fluorine on manganous iodide in purple pseudomorphs of sp. gr. 3.54. It decomposes when heated into manganous fluoride and fluorine, dissolves in strong acids, forming unstable dark brown solutions, and is decomposed by water.¹ A hydrated tri-fluoride, $MnF_3 \cdot 3H_2O$, is obtained in ruby-red crystals by dissolving the sesqui- or the di-oxide in hydrofluoric acid, and readily forms compounds with the alkali fluorides.²

Potassium Manganifluoride, K_2MnF_6 , is obtained by decomposing potassium manganate with water and dissolving the resulting potassium manganite in a mixture of hydrofluoric acid and potassium fluoride. It forms small golden yellow hexagonal tablets and is decomposed by water, but may be recrystallised from hydrofluoric acid. It yields a dark brown-coloured solution in hydrochloric acid which evolves chlorine when gently heated. A *rubidium salt* of similar properties has also been obtained.³

Manganous Chloride, $MnCl_2$, is formed when the metal is burned in chlorine gas, or when hydrochloric acid is passed over heated manganous carbonate. Prepared in this way manganese chloride is a pale rose-coloured mass, having a lamino-crystalline structure. When heated to redness it fuses to an oily liquid, and decomposes in moist air at this temperature with formation of hydrochloric acid and the oxides of manganese. Manganous chloride is obtained in solution by dissolving the carbonate or any of the oxides in hydrochloric acid. For this purpose the residues from the preparation of chlorine by means of pyrolusite and hydrochloric acid may be utilised. These are always coloured yellow, from the presence of ferric chloride, and contain an excess of acid. They must be evaporated to drive off the acid, then diluted with water, and a tenth of the solution precipitated with sodium carbonate. The precipitate, consisting of manganese carbonate and ferric hydroxide, is then well washed with hot water and boiled with the remainder

¹ Moissan, *Compt. Rend.* 1900, 130, 622.

² Christensen, *J. pr. Chem.* 1887 [2], 35, 57, 161, 541.

³ Weinland and Lauenstein, *Zeit. anorg. Chem.* 1899, 20, 40.

of the liquid. By this means the whole of the iron is precipitated as ferric oxide, and in order to ascertain that the precipitation of the iron is complete, a small portion of the liquid is filtered off and a drop or two of ferrocyanide of potassium added; if free from iron only a white precipitate will be formed; if, however, the precipitate has a bluish colour, iron is still contained in solution, and the liquid requires to be boiled for a longer time with manganese carbonate. The filtrate may contain copper, barium, and calcium. The first of these metals is removed by passing a current of sulphuretted hydrogen through the liquid. If the last two metals be present the manganese is best precipitated by ammonium sulphide, the precipitate well washed with hot water, and then dissolved in hydrochloric acid. On evaporation, the concentrated solution deposits between 15° and 20° light pink-coloured monoclinic crystals of the hydrated chloride $\text{MnCl}_2 \cdot 4\text{H}_2\text{O}$. This hydrate is transformed at 57·85° into the hydrate $\text{MnCl}_2 \cdot 2\text{H}_2\text{O}$, which is stable up to 198° and then passes into the anhydrous salt. Below -2° the hydrate $\text{MnCl}_2 \cdot 6\text{H}_2\text{O}$ is formed.¹ In addition to these an isomeric β -tetrahydrate is known (Marignac)² which also forms monoclinic crystals, but of a different form from the ordinary tetrahydrate, being isomorphous with those of hydrated ferrous chloride, $\text{FeCl}_2 \cdot 4\text{H}_2\text{O}$. The dihydrate may be prepared by heating the tetrahydrate for some time at 60° or passing hydrochloric acid gas into an alcoholic solution of the chloride. One hundred parts of water dissolve:

	At	8°	25°	30°	57·85°	80°	100°
MnCl_2		6·2	77·2	80·7	105·7	112·7	116

This salt is also soluble in alcohol, forming a green solution which burns on ignition with a red flame. Manganese chloride forms double salts with the chlorides of the alkali metals and with some other chlorides.

Manganese Trichloride, MnCl_3 , and *Manganese Tetrachloride*, MnCl_4 , are not known in the solid state. When either of the oxides, Mn_3O_4 , Mn_2O_3 , or MnO_2 is added to cold concentrated hydrochloric acid, a dark brown solution is formed, chlorine being simultaneously produced when the dioxide is employed. This solution appears to contain the trichloride,³ and yields

¹ Kuznetzoff, *J. Russ. Phys. Chem. Soc.* 1898, **30**, 741; Dawson and Williams, *Zeit. physikal Chem.* 1899, **31**, 59. See also Richards and Briggs, *Zeit. physikal Chem.* 1898, **28**, 313.

² *Compt. Rend.* 1857, **45**, 650.

³ Pickering, *Journ. Chem. Soc.* 1879, 654.

double salts of the type $\text{MnCl}_3 \cdot 2\text{RCl}$, with the chlorides of potassium and ammonium.¹ The addition of water to the solution precipitates a mixture of hydrated oxides (Pickering).² When the dark brown solution is heated, chlorine is evolved and manganous chloride remains :



When manganese dioxide is treated with ether saturated with hydrochloric acid, a deep green solution is obtained, which was considered by Nicklés³ to contain the tetrachloride, MnCl_4 , and by Franke⁴ to contain the compound $\text{MnCl}_2 \cdot \text{MnCl}_4$.

It is, however, probable that this green liquid contains the trichloride and not the tetrachloride, since it yields double salts with the hydrochlorides of pyridine and quinoline of the type $\text{MnCl}_3 \cdot 2\text{RHCl}$, and almost the whole of the manganese in the solution can be precipitated in this form. Similar but more concentrated green solutions can be prepared by the action of alcoholic hydrochloric acid on manganese dioxide or potassium permanganate.⁵

Derivatives of the tetrachloride can, however, be obtained by boiling potassium permanganate with glacial acetic acid, and saturating the resulting reddish-brown solution with hydrochloric acid. A dark crystalline precipitate of *potassium manganichloride*, $\text{MnCl}_4 \cdot 2\text{KCl}$, is thus produced, which rapidly loses chlorine in moist air, but may be preserved in dry air for some time. If potassium acetate be added to the liquid before it is saturated with hydrochloric acid, Neumann's salt, $\text{MnCl}_3 \cdot 2\text{KCl}$, is obtained (Meyer and Best).

Permanganic Oxychloride, MnO_3Cl .—This chloride of permanganic acid was first prepared by Dumas:⁶ he did not, however, analyse the compound, but from its mode of decomposition considered it to be manganese heptachloride, MnCl_7 . It is obtained by gradually adding fused sodium chloride to a solution of potassium permanganate in concentrated sulphuric acid. A yellow gas is then evolved, which when passed through a freezing mixture condenses to a greenish-brown liquid. This when

¹ Neumann, *Monatsh.* 1894, **15**, 489; Rice, *Journ. Chem. Soc.* 1898, 258.

² See also Fisher, *Journ. Chem. Soc.* 1878, 409; Christensen, *J. pr. Chem.* 1887 [2], **35**, 57, 161, 541.

³ *Ann. Chim. Phys.* 1865 [4], **5**, 169; 1867, [4], **10**, 318.

⁴ *J. pr. Chem.* 1888 [2], **36**, 31, 453.

⁵ Meyer and Best, *Zeit. anorg. Chem.* 1900, **22**, 169.

⁶ *Ann. Chim. Phys.* 1827 [2], **36**, 81.

exposed to the air emits a purple-red vapour, which possesses the peculiar smell of the oxides of chlorine, and like them acts most violently upon the mucous membrane, so that the smallest quantity of the chloride contained in commercial permanganate can be thus readily detected.¹ When heated it explodes violently, and water decomposes it with formation of permanganic acid and hydrochloric acid. These substances, however, mutually decompose with formation of free chlorine and manganese dioxide. A corresponding oxyfluoride, MnO_3F , exists, and was first prepared by Wöhler.²

Manganous Bromide, MnBr_2 , is obtained by heating the powdered metal in bromine vapour, and, when the compound is fused, it is obtained as a pale-red mass. When the carbonate is dissolved in hydrobromic acid the hydrated bromide, $\text{MnBr}_2 \cdot 4\text{H}_2\text{O}$, is obtained, and this has been found by Marignac to be isomorphous with the ordinary form of the chloride.

Manganous Iodide, $\text{MnI}_2 \cdot 4\text{H}_2\text{O}$, is obtained crystallised in colourless deliquescent needles, which become coloured on exposure to air. Hydrates with $5\text{H}_2\text{O}$ and $9\text{H}_2\text{O}$ are formed below -2.7° and -9.3° respectively.³

Manganese Tetriodate, $\text{Mn}(\text{IO}_3)_4$, is not known in the free state, but a double salt with potassium iodate, $\text{Mn}(\text{IO}_3)_4 \cdot 2\text{KIO}_3$, is formed as a brownish-violet, insoluble, crystalline powder when hydrated manganese dioxide is boiled with iodic acid and potassium iodate.⁴

MANGANESE AND SULPHUR.

519 *Manganese Monosulphide*, MnS , occurs as the mineral manganese-blende, or alabandite, forming a steel-grey crystalline mass with a green streak, and sometimes observed in cubes and octahedra. It has a specific gravity of 4.04, and occurs in veins in the coal-mines in Transylvania, and in Freiberg and Mexico. It may be obtained artificially in the form of a dark-grey powder, which melts at a high temperature forming a steel-grey crystalline mass, by heating the monoxide, the carbonate, or the sulphate in a current of hydrogen sulphide (Arfvedson), or in green octahedra by heating manganous sul-

¹ Aschoff, *Pogg. Ann.* 1860, 111, 217.

² *Pogg. Ann.* 1827, 9, 619.

³ Kuznetzoff, *J. Russ. Phys. Chem. Soc.* 1900, 32, 290.

⁴ Berg, *Compt. Rend.* 1899, 128, 673.

phide with a little sulphur in the electric furnace.¹ Ammonium sulphide and the other monosulphides of the alkali-metals precipitate anhydrous manganese sulphide from a solution of a manganous salt in the form of a light flesh-coloured precipitate, which dissolves readily in dilute acids and oxidises on exposure to the air, assuming a brown tint. When left in contact with ammonium sulphide, when heated to 300°,² and when suspended in a dilute solution of sulphuretted hydrogen and exposed to a low temperature, it passes into the green crystalline sulphide.³ According to Olsen and Rapalje a grey form of the sulphide also exists and the sulphide precipitated by ammonium sulphide is a mixture of this and a red form. The sulphide precipitated by sodium sulphide does not contain the grey form,⁴ and does not become green when left in contact with excess of the precipitant.

Manganese sulphide combines with the sulphides of the alkali metals to form salts.⁵ The potassium salt, $K_2S, 3MnS$, is formed as a dark-red crystalline mass when anhydrous manganese sulphate is gradually heated to redness with three parts of potassium carbonate, 0.2 part of lamp-black and excess of sulphur.

Manganese Disulphide, MnS_2 .—This substance is found as the mineral hauerite in crystals belonging to the regular system. They possess a metallic adamantine lustre, and a reddish-brown colour, and occur at Kalinka in Hungary in clay together with sulphur and gypsum.

Manganous Sulphate, $MnSO_4$, is best prepared by mixing commercial black oxide of manganese to a paste with sulphuric acid and heating the mixture in a crucible to strong redness, when the greater part of the iron sulphate is destroyed. The filtrate obtained after lixiviating the residue is then heated with a small quantity of manganous carbonate in order to precipitate the last traces of iron.

It has a specific gravity of 3.1, and is decomposed at a bright red heat, leaving a residue of red oxide of manganese. Manganous sulphate forms a number of hydrates and the equilibrium curve for this substance and water is one of great complexity.

¹ Moissan, *Compt. Rend.* 1895, 121, 202.

² Antony and Donnini, *Journ. Chem. Soc. Abstr.* 1893, ii, 527.

³ Villiers, *Compt. Rend.* 1895, 120, 322.

⁴ *J. Amer. Chem. Soc.* 1904, 26, 1615, where the literature is quoted.

⁵ Völker, *Annalen*, 1846, 59, 35; Brunner, *Journ. Chem. Soc. Abstr.* 1890, 215.

Below 8° the heptahydrate separates out, between 8° and 27° the pentahydrate is the stable form, and above 27° the monohydrate. The solubility of the latter decreases as the temperature rises, so that a maximum of solubility exists at 27°. In addition to these stable forms, several labile hydrates exist, and the most important of these is the tetrahydrate, which separates at about 30° in rose-coloured prisms of sp. gr. 2.097 (Kopp). Several other hydrates have been described, but it is doubtful whether they all exist.¹ 100 parts of water dissolve:

At	0°	9°	15°	27°	50°	70°	100°
MnSO ₄	53.2	59.3	61.1	66	59.5	52	33.2.

The last trace of water is only expelled from the monohydrate at 450°.

Manganous sulphate is insoluble in absolute alcohol, this liquid removing a portion of the water from the hydrates. Finely crystalline double sulphates² are formed when manganous sulphate and the sulphates of the alkali-metals are crystallised together, and these belong to the isomorphous series R'₂SO₄, R''SO₄.6H₂O.

Manganous Aluminium Sulphate, MnSO₄.Al₂(SO₄)₃.24H₂O.—This substance occurs as the mineral apjohnite found in Algoa Bay in South Africa.³

Manganic Sulphate, Mn₂(SO₄)₃.—Manganic oxide and hydroxide dissolve with difficulty in sulphuric acid. The red oxide, Mn₂O₃, on the other hand, dissolves readily, yielding a purple-red-coloured solution. If the finely-divided precipitated dioxide be treated with sulphuric acid, oxygen is evolved, and at a temperature of 138° a green liquid is obtained from which the sulphate is precipitated as a non-crystalline powder. In order to purify this salt it is brought on to a porous porcelain plate, when the greater part of the sulphuric acid is absorbed; the residue is then washed with pure nitric acid and the salt allowed to dry in absence of air on another porous plate, and then heated to 150°.⁴

Manganese-Alums.—Manganese forms a series of alums, R'₂SO₄.Mn₂(SO₄)₃.24H₂O, which crystallise in pink or red

¹ Schieber, *Monatsh.* 1898, **19**, 280; Cottrell, *J. Physical Chem.* 1900, **4**, 637; Richards and Fraprie, *Amer. Chem. J.* 1901, **26**, 75; compare Linebarger, *Amer. Chem. J.* 1893, **15**, 225.

² See also Scott, *Journ. Chem. Soc.* 1897, 587; Mallet, *Journ. Chem. Soc.* 1900, 221; 1902, 1549.

³ *Phil. Mag.* 1856 [3], **12**, 103.

⁴ Carius, *Annalen*, 1856, **98**, 53.

octahedral forms. They are decomposed by water, but are stable in a solution of 1 volume of sulphuric acid diluted with 3 of water, provided that the temperature is kept low. The potassium and ammonium salts are extremely unstable and have not been obtained pure, but the caesium and rubidium salts can be prepared. The salts obtained by the addition of the sulphates of potassium and ammonium to manganic sulphate and evaporating are not true alums, but contain less water of crystallisation.¹ An anhydrous ammonium manganic sulphate has also been obtained and forms violet crystals which are decomposed by water.²

Manganic Caesium-Alum, $\text{Cs}_2\text{SO}_4 \cdot \text{Mn}_2(\text{SO}_4)_3 \cdot 24\text{H}_2\text{O}$, may be prepared by dissolving caesium sulphate and manganic acetate, $\text{Mn}_2(\text{C}_2\text{H}_3\text{O}_2)_3$ (obtained by the action of potassium permanganate on manganous acetate dissolved in glacial acetic acid), in dilute sulphuric acid and cooling to -20° (Christensen). It can also be obtained by electrolysis at $10-15^\circ$ a solution of manganous sulphate and caesium sulphate in dilute sulphuric acid placed in the anode compartment of an electrolytic cell.³ It forms coral-red crystals of the regular system (class 30, p. 185) and is decomposed by water. It melts at 40° in its water of crystallisation.

The *Rubidium-Alum* closely resembles the caesium salt but decomposes at about 15° , whilst the potassium- and ammonium-alums decompose at still lower temperatures (Christensen).

Manganous Dithionate, $\text{MnS}_2\text{O}_6 \cdot 3\text{H}_2\text{O}$.—This salt is of interest inasmuch as it is employed for the preparation of dithionic acid (Vol. I., 450). It is obtained by passing sulphur dioxide through water in which finely-divided manganese dioxide is suspended. The solution always contains a small quantity of manganous sulphate, and for this reason baryta water is added as long as a precipitate of barium sulphate is formed. Manganous dithionate is deposited in easily soluble rhombohedral crystals.

MANGANESE AND THE ELEMENTS OF THE NITROGEN GROUP.

520 Manganese Nitride.—The compound Mn_5N_2 is produced when nitrogen is passed over finely-divided manganese at a red

¹ Christensen, *Zeit. anorg. Chem.* 1901, 27, 328.

² Lepierre, *Compt. Rend.* 1895, 120, 924.

³ Piccini, *Zeit. anorg. Chem.* 1898, 17, 355; 1899, 20, 12.

heat. When ammonia is substituted for nitrogen, the substance formed has the composition Mn_3N_2 . Both of these form dark-coloured powders which yield ammonia when they are heated in hydrogen or fused with potash.¹

Manganous Nitrate, $Mn(NO_3)_2$.—The hydrate with $6H_2O$ crystallises with difficulty in colourless deliquescent needles which melt at 25.8° , and are readily soluble in alcohol. A hydrate with $3H_2O$ also exists² which is stable above 25° and melts at 35.5° . The nitrate decomposes at 129.5° , at which temperature a black deposit of manganese oxides is formed.

Phosphides of Manganese.—The phosphide Mn_3P_2 was obtained by Wedekind and Veit³ by heating manganese with red phosphorus in an atmosphere of hydrogen, and forms lustrous needles of sp. gr. 5.12, which are magnetic and dissolve in warm nitric acid. A compound of this formula, but insoluble in nitric acid, was prepared by Granger⁴ by passing phosphorus vapour and hydrogen over manganous chloride, whereas Wedekind and Veit obtained a magnetic compound Mn_5P_2 in this way.

Manganous Phosphates.—These salts have been investigated by Heintz,⁵ Debray,⁶ Bödecker,⁷ and Erlenmeyer.⁸ The normal manganous orthophosphate, $Mn_3(PO_4)_2 \cdot 7H_2O$, is a white imperfectly crystalline precipitate. The *monohydrogen salt*, $HMnPO_4 \cdot 3H_2O$, forms small prismatic rose-coloured rhombic crystals slightly soluble in water, and the *dihydrogen phosphate*, $H_2Mn(PO_4)_2 \cdot 2H_2O$, crystallises in red four-sided prisms which deliquesce on exposure to the air, decomposing into free phosphoric acid and the preceding salt.⁹

Manganous salts are precipitated by ammonium phosphate as *manganous ammonium phosphate*,¹⁰ $Mn(NH_4)PO_4 \cdot H_2O$, which is converted by ignition into the *pyrophosphate*, $Mn_2P_2O_7$.

Manganic Phosphates.—Both manganic oxide and the dioxide dissolve in a concentrated solution of phosphoric acid, in the latter case with evolution of oxygen, with formation of a deep violet liquid, from which a violet-coloured crystalline mass

¹ Prelinger, *Monatsh.* 1894, 15, 391.

² Funk, *Ber.* 1899, 32, 96.

³ *Ber.* 1907, 40, 1268.

⁴ *Compt. Rend.* 1897, 124, 190.

⁵ *Pogg. Ann.* 1848, 74, 450.

⁶ *Annalen*, 1849, 69, 208.

⁷ *Ann. Chim. Phys.* 1861 [3], 61, 433.

⁸ *Annalen*, 1877, 190, 191.

⁹ See also Viard, *Compt. Rend.* 1899, 129, 412.

¹⁰ Dakin, *Zeit. anal. Chem.* 1900, 39, 784.

separates out (Gmelin). This decomposes in contact with water, and manganese hydroxide is precipitated from the solution by alkalis. On evaporating the red solution a peach-blossom-coloured powder separates, consisting of manganic metaphosphate, $\text{Mn}(\text{PO}_3)_3 \cdot \text{H}_2\text{O}$.¹ The normal phosphate, $\text{MnPO}_4 \cdot \text{H}_2\text{O}$, an acid pyrophosphate, MnHP_2O_7 , and the salts MnKP_2O_7 and $\text{Mn}_4\text{P}_6\text{O}_{21} \cdot 14\text{H}_2\text{O}$,² have also been prepared.³

Manganese Arsenides.—Two arsenides of manganese are known,⁴ the first of which, MnAs , is non-magnetic, but is converted by heating into the magnetic compound Mn_2As .

Manganous Arsenate.—When arsenic acid is saturated with manganese carbonate, a sparingly soluble salt having the composition HMnAsO_4 is formed. This dissolves readily in arsenic acid with formation of the salt $\text{H}_4\text{Mn}(\text{AsO}_4)_2$, which latter crystallises in rectangular plates.

Several double salts with the alkali arsenates are also known.⁵

Manganese Antimonide, MnSb , can be prepared by the direct union of the elements or by igniting a mixture of antimony with manganese-thermite, and may be purified by treatment with bromine. It forms a black crystalline powder of specific gravity 5.6 and is strongly magnetic.⁶

MANGANESE AND BORON.

521 *Manganese Diboride*, MnB_2 , is produced when a mixture of manganese thermite and boron is ignited or the oxides reduced with boron, and may be purified by treatment with chlorine. It forms grey-black crystals, which, when pure, are non-magnetic, decompose in warm water, and dissolve in concentrated acids.⁷

Manganese Monoboride, MnB , is prepared by the reduction of red oxide of manganese with boron at a white heat in a

¹ Hermann, *Pogg. Ann.* 1848, **74**, 303. See also Barbier, *Compt. Rend.* 1902, **135**, 1054, 1109.

² Auger, *Compt. Rend.* 1901, **133**, 94.

³ Christensen, *J. pr. Chem.* 1883 [2], **28**, 1; Schjerning, *J. pr. Chem.* 1892 [2], **45**, 515.

⁴ Wedekind, *Zeit. Elektrochem.* 1905, **11**, 850; *Ber. Deutsch. Physik. Ges.* 1906, **4**, 412.

⁵ Lefèvre, *Compt. Rend.* 1890, **110**, 405.

⁶ Wedekind and Fetzer, *Ber.* 1907, **40**, 1266.

⁷ Wedekind, *Ber.* 1905, **38**, 1228; Wedekind and Fetzer, *Ber.* 1907, **40**, 1264; Binet du Jassoneix, *Ber.* 1907, **40**, 3193.

magnesia crucible, or by the direct union of its elements, and forms a black crystalline powder of specific gravity 6.2, which resembles the diboride in its properties but is strongly magnetic and dissolves more readily in acids.¹

Manganese Borate, $\text{MnH}_4(\text{BO}_3)_2$, is formed as an almost white powder when manganese sulphate is added to a solution of borax, and the precipitate dried at 100°. When it is heated to redness it yields the metaborate, $\text{Mn}(\text{BO}_2)_2$. The precipitated salt is used in the preparation of drying oils and oil varnishes,² the commercial salt being a mixture of varying composition.³

MANGANESE AND THE ELEMENTS OF THE CARBON GROUP.

522 *Manganese Carbide*, Mn_3C , is formed when red oxide of manganese is heated with charcoal or calcium carbide in the electric furnace. It has the specific gravity 6.89, and when treated with water it yields equal volumes of hydrogen and marsh gas:



It readily burns in oxygen and is easily attacked by fluorine and chlorine.⁴ When very strongly heated it dissociates, the manganese volatilises and the carbon remains as graphite.⁵

Manganous Carbonate, MnCO_3 , forms an isomorphous constituent of chalybite and dolomite, and also occurs in the pure state in the rose-red crystals of manganese spar, rhodochroite, or dialogite. All these minerals crystallise, like calc-spar, in rhombohedra, but manganocalcite, $(\text{Mn}, \text{Ca}, \text{Mg})\text{CO}_3$, is isomorphous with aragonite.

Hydrated manganese carbonate is obtained as a white precipitate by mixing a solution of the chloride or sulphate of manganese with sodium carbonate. In the moist state it soon becomes brown-coloured on exposure to the air; it dissolves in 8,000 parts of pure water, and in about half the quantity of water saturated with carbon dioxide.

Manganese and Cyanogen.—When a concentrated solution of manganese acetate is warmed with solid potassium cyanide, a green precipitate is thrown down of $\text{KCN}, \text{Mn}(\text{CN})_2$; this

¹ Binet du Jassoneix, *Compt. Rend.* 1904, **139**, 1209; 1906, **142**, 1336.

² Hartley and Ramage, *Journ. Chem. Soc.* 1893, 129.

³ See Endemann and Paisley, *Zeit. angew. Chem.* 1903, **16**, 175.

⁴ Moissan, *Compt. Rend.* 1896, **122**, 421; 1897, **125**, 839.

⁵ Gin and Leleux, *Compt. Rend.* 1898, **126**, 749.

gradually disappears, and in its place dark blue crystals of *potassium manganocyanide*, $K_4Mn(CN)_6 \cdot 3H_2O$, are formed.¹ The manganocyanide is also obtained when manganous carbonate is heated to a temperature of from 40° to 50° with a solution of potassium cyanide.² The salt crystallises in deep violet-blue efflorescent tetragonal tablets. Its solution oxidises on exposure to air with formation of *potassium manganicyanide*, $K_3Mn(CN)_6$, which crystallises in dark-red prisms. This latter salt when brought into contact with potassium amalgam in aqueous solution is again transformed into manganocyanide. The constitution of these complex salts will be referred to under the corresponding iron compounds.

Manganese Thiocyanate, $Mn(SCN)_2$, may be prepared from manganous sulphate and barium thiocyanate. The anhydrous salt is yellow, and forms a green hydrate with $3H_2O$, which crystallises at the ordinary temperature. Concentrated aqueous solutions are green, but become pink when they are diluted (Kumakoff).³

Silicides of Manganese.—Some doubt exists as to the number of definite compounds formed by these elements. A study of the melting point curve for mixtures of the two⁴ indicates the existence of the two compounds, Mn_2Si and $MnSi$, whilst in addition to these the compounds, $MnSi_2$ ⁵ and Mn_3Si_2 ⁶ have been described.

The silicide, Mn_2Si , is formed when the two elements are heated together in the electric furnace,⁷ by firing a mixture of silica, manganese oxide and aluminium, or by heating a mixture of potassium silicofluoride, red oxide of manganese, copper and sodium (Lebeau). It is a very hard brittle mass, which has a metallic lustre and steel-grey colour and a specific gravity of 6.4. It is not decomposed by water at the ordinary temperature, but it is attacked by steam, oxygen and chlorine at a red heat and dissolves in hydrochloric acid. Fluorine decomposes it at the ordinary temperature.

¹ Eaton and Fittig, *Annalen*, 1868, **145**, 157.

² Decamps, *Ann. Chim. Phys.* 1881 [5], **24**, 178.

³ Quoted by Grossmann, *Ber.* 1905, **37**, 559.

⁴ Doerinckel, *Zeit. anorg. Chem.* 1906, **50**, 117.

⁵ de Chalmot, *Amer. Chem. J.* 1896, **18**, 536.

⁶ Gin, *Compt. Rend.* 1906, **143**, 1229.

⁷ Vigouroux, *Compt. Rend.* 1895, **121**, 771; 1905, **141**, 722; Lebeau, *Compt. Rend.* 1903, **136**, 89, 231; *Bull. Soc. Chim.* 1903 [3], **29**, 797; *Ann. Chim. Phys.* 1904 [8], **1**, 553.

The *monosilicide*, MnSi , forms hard lustrous tetrahedral crystals of specific gravity 5.9, whilst the *disilicide*, MnSi_2 , forms dark-grey octahedral crystals of specific gravity of 5.24. The compound described by Gin of the formula Mn_3Si_2 is probably impure Mn_2Si (Lebeau).¹

Manganous Silicates occur as isomorphous constituents of many minerals, and some naturally occurring manganese silicates are also known. Thus, for instance, rhodonite, MnSiO_3 , occurs in light brownish-red transparent triclinic crystals, and tephroite, Mn_2SiO_4 , crystallises in the tetragonal system in rose-red, brown, or grey masses, and usually occurs together with rhodonite.

DETECTION AND ESTIMATION OF MANGANESE.

523 Manganese is distinguished by forming a flesh-coloured sulphide readily soluble in dilute acids. In the course of analysis manganese is thrown down with the sulphides and hydroxides of the metals which are precipitated by ammonium sulphide. If the precipitate be treated with very dilute cold hydrochloric acid, the sulphides of cobalt and nickel, if present, remain undissolved. The solution is heated in order to remove the sulphuretted hydrogen, oxidised with potassium chlorate, and an excess of caustic soda is added. Iron, manganese, and uranium are thus thrown down as hydroxides. The washed precipitate is then dissolved in hydrochloric acid, the liquid neutralised, and ammonia and ammonium chloride added, when the whole of the metals, with the exception of manganese, are thrown down and the filtrate is then evaporated to dryness, and the residue heated to get rid of ammoniacal salts. The mass which remains can be treated in various ways for the detection of manganese. The simplest plan is to fuse a small quantity of the residue with caustic soda and saltpetre, when the dark-green potassium manganate is formed, and this colour becomes deep blue on cooling. It dissolves in water with a green colour, which on addition of a little nitric acid turns red. Other characteristic reactions for the manganese salts are the following. Potash and soda precipitate the white hydroxide, which soon becomes brown on exposure to air. Ammonia in the presence of ammonium chloride produces no immediate precipitate, but the solution rapidly absorbs oxygen from the air, brown manganic hydroxide being deposited. When a manganese com-

¹ *Compt. Rend.* 1907, 144, 85.

pound is fused in a borax bead an amethyst-coloured bead is obtained in the outer flame, and this in the inner flame becomes colourless.

The non-luminous gas-flame is coloured green by manganese chloride, and this exhibits a spectrum in which the lines in the green and yellow are:¹ 5587(α), 5392(β), and 5195(γ). The spark-spectrum of manganese contains a large number of bright lines, of which the most important are: 6022, 6017, and 6014 in the orange; 4824 and 4784 in the green; 4766, 4762, and 4754 in the blue; 4235 and 4228 in the indigo (Lecoq de Boisbaudran).

The absorption-spectrum of permanganic acid and its potassium salt exhibits in very dilute solution five distinct bands; a more concentrated solution gives continuous absorption in the yellow and green; and this is also observed in certain solutions of manganic salts. The latter, however, do not show the bands on dilution. The manganous salts also show a characteristic absorption-spectrum, chiefly in the ultra-violet.²

In order to estimate manganese gravimetrically it may be precipitated as the carbonate, sulphide or phosphate. Frequently, however, it is thrown down as the peroxide by treating the solution with bromine water and ammonia, or nitric acid and a chlorate. This is then converted by ignition into the red oxide, Mn_2O_3 , in which condition the manganese is weighed. The sulphide on heating in the air is also converted into the same oxide. This oxide is, however, very liable to reduction or oxidation, and the amount of available oxygen in it should always be ascertained volumetrically.

Manganese always occurs in nature together with iron. In order to separate these the solution is heated with sal-ammoniac, neutralised with the requisite quantity of ammonia, and the iron precipitated with ammonium acetate. The manganese can then be estimated in the filtrate in the above way.

Manganese may be estimated volumetrically by titration with potassium permanganate in presence of zinc sulphate (p. 1106) or by conversion into permanganate, which is then estimated by titration with standard oxalic acid, hydrogen peroxide, or some other reducing agent. When small quantities are concerned this is best done by boiling the manganese salt with concentrated nitric acid, solid lead peroxide, and a little dilute

¹ Hoppe-Seyler, *J. Chem.* 1870, 110, 303.

² Lambert, *Compt. Rend.* 1905, 141, 357.

sulphuric acid, and filtering the resulting liquid through asbestos, or by digesting the salt with nitric acid and sodium bismuthate, or a persulphate, sulphuric acid and silver nitrate.

Manganese may also be precipitated as the hydrated dioxide by boiling with dilute sulphuric acid and ammonium persulphate, and the dioxide either estimated volumetrically, or, in the absence of other metallic salts, gravimetrically by conversion into the red oxide.¹

Very small traces of manganese can be detected and estimated colorimetrically by adding caustic soda and glycerol, and passing air or oxygen through the solution. A ruby-red coloration is produced and the amount of manganese present can be estimated colorimetrically by comparison with standard solutions of potassium permanganate.²

Evaluation of Manganese Ores.—The most accurate and convenient methods for the estimation of the quantity of manganese dioxide in manganese ores are those of Bunsen,³ and of Fresenius and Will.⁴ By the former method the quantity of chlorine which is evolved on treatment with hydrochloric acid is directly determined :



The free chlorine is collected in a solution of potassium iodide, and the liberated iodine estimated with a dilute solution of sulphurous acid or sodium thiosulphate.

Fresenius and Will's gravimetric method depends upon the fact that when manganese dioxide and oxalic acid are brought together in presence of sulphuric acid, the following decomposition occurs :



Or 87.34 parts of carbon dioxide correspond to 86.36 parts of manganese dioxide. This is carried out in a weighed apparatus provided with a drying tube, the loss of weight being ascertained.

The Atomic Weight of manganese has been determined by several chemists. Berzelius⁵ found that 4.20775 parts of

¹ von Knorre, *Zeit. angew. Chem.* 1901, 14, 1149.

² Tarugi, *Gazzetta*, 1906, 36, i. 332

³ *Journ. Chem. Soc.* 1856, 8, 219.

⁴ *Annalen*, 1843, 47, 87.

⁵ *Pogg. Ann.* 1828, 14, 211.

manganous chloride yielded 9.575 parts of silver chloride, whence the atomic weight 54.86 is calculated. Five similar determinations by Dumas¹ gave the number 54.58; and V. Hauer,² by reducing manganous sulphate to sulphide in a current of hydrogen sulphide, obtained the number 54.50. Dewar and Scott, by estimating the percentage of silver in silver permanganate, obtained 54.64;³ and Marignac, by converting pure MnO into MnSO₄, obtained 54.61.⁴ Similar results have been obtained by Baxter and Hines by the analysis of the bromide and chloride, the mean value deduced from their experiments being 54.55. The value at present (1907) adopted is 54.6 (H=1), 55.0 (O=16).

¹ *Annalen*, 1860, 113, 25.

² *Wien. Acad. Ber.* 1857, 25, 124.

³ *Proc. Roy. Soc.* 1883, 35, 44.

⁴ *Zeit. anal. Chem.* 1884, 23, 123.

GROUP VIII.

- Sub-group* (a) Iron, Cobalt, Nickel.
 " (b) Ruthenium, Rhodium, Palladium.
 " (c) Osmium, Iridium, Platinum.

524 The metals placed by Mendeléeff in the eighth vertical group form a very remarkable feature of his arrangement of the elements. They occur in three sub-groups, each containing three metals, forming the termination of the even horizontal series 4, 6, and 10, each group being the connecting link between the elements of the even series which precede it and those of the odd series which follow. The three metals which make up each horizontal sub-group resemble one another very closely, and differ much less in atomic weight, atomic volume, and general physical properties than is usual in the successive elements of a horizontal series, as may readily be seen by a reference to Lothar Meyer's diagram (p. 62).

This remarkable similarity is borne out by the chemical behaviour of these elements, the various platinum metals, for example, being so similar that their separation from each other is a matter of the greatest difficulty, and this is also true of cobalt and nickel.

At the same time a certain degree of similarity can be traced between those metals which are in the same vertical column, more particularly in sub-groups *b* and *c*. Thus ruthenium and osmium, rhodium and iridium, palladium and platinum agree very closely in many of their most characteristic properties, such, for example, as the formation of a tetroxide, which is peculiar to ruthenium and osmium, &c.

From the analogy of the preceding groups, it would be expected that the characteristic oxide of the metals of this group would have the formula MO_4 or M_2O_8 . Actually, however, only ruthenium and osmium form such an oxide, and this is not an acidic oxide, whilst all the metals of the group form lower oxides, many of which correspond to series of stable salts.

All these metals, unlike the other members of the even series of the periodic system, form metallo-organic compounds.¹

¹ Pope and Peachy, *Proc. Chem. Soc.* 1907, 86.

A very characteristic property of the metals of this group is their tendency to form complex radicals with other elements or groups, which then act as basic or acidic radicals, and thus give rise to extended series of compounds. These substances, as a rule, differ entirely in properties from the ordinary salts of the metal, this being due to the fact that each radical has its own characteristic properties, and those of the metal only appear when the radical has been broken up. Some of the most important of these complex derivatives are the double cyanides, such as the ferrocyanides and their analogues, the complex halogen derivatives of the platinum metals, the ammoniacal derivatives of cobalt and of the platinum metals, the double nitrites, sulphites, &c. This tendency is shared by chromium and to some extent by manganese and copper, and other metals which either immediately precede or follow the metals of Group VIII. in the periodic system.

SUB-GROUP (*a*). THE IRON GROUP.

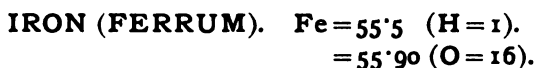
Iron, Cobalt, Nickel.

525 These three metals are all magnetic, melt at a high temperature, are oxidised when strongly heated in air or oxygen, and decompose steam at a red heat. They all form basic oxides of the formula $M''O$, and a corresponding series of coloured salts in which the metal is divalent. The sesquioxides $M_2'''O_3$ also act as basic oxides, but the corresponding salts of nickel and cobalt are so unstable that they speedily decompose with formation of salts corresponding to the lower oxide. Those of iron, on the other hand, are much more stable, and are formed from those of the lower oxide on exposure to the air. These metals, moreover, all yield oxides of the formula M_3O_4 , to which no stable salts correspond, and which are probably to be considered as being themselves salts of the formula $M''M_2'''O_4$. Cobalt, in addition to these, probably forms an unstable acidic dioxide, whilst derivatives of the corresponding nickel oxide are also known, but no such derivatives of iron have been prepared, although the corresponding sulphide exists as iron pyrites. Iron, however, forms a series of compounds known as the ferrates, which are derived from a hypothetical acidic trioxide, FeO_3 , to which

no analogue is known among the compounds of nickel and cobalt.

Nickel and iron both unite with carbon monoxide to form volatile liquids, whereas cobalt does not appear to form such a compound.

Nickel has much less tendency to form complex radicals than cobalt or iron, the most important of these derivatives formed by the last two being the cobaltamines and the cyanogen compounds of iron.



526 Iron is the most important of all the metals. It seldom occurs in the metallic state in nature; the ores of iron are, however, found widely distributed, and usually in a state of purity; and the reduction of metallic iron may well be considered as one of the simplest of metallurgical operations, requiring far less knowledge and skill than is needed for the preparation of bronze. In spite of these facts it is usually supposed that the iron age followed those of copper and bronze, although in many cases the art of working in iron became known at a very early period. It is, however, to be remembered that metallic iron is rapidly destroyed by rusting, at any rate in damp situations, and this may to some extent account for the comparatively rare occurrence of very early iron implements.

It appears probable that iron was first obtained from its ores in India, and it is certain that both the Assyrians and the Egyptians employed iron implements many centuries before our era. In the Pentateuch the metal iron is mentioned, as well as the furnaces in which it was prepared; the Hebrew name for iron, Barzél, is derived from the root Bazal, which signifies to be hard, whilst the derivation of the Greek word σίδηρος, which occurs in Homer, is unknown. The Greeks obtained their iron from the Chalybes, a nation dwelling on the south coast of the Black Sea, from whom the Asiatic nations also obtained iron. The Romans, on the other hand, not only procured their iron from this district, but also from Spain, Elba, and Noricum. The Elban iron mines, which are to this day renowned for their fine specular iron, were worked by the Etruscans, and the method which was employed by them for the extraction of the iron

is identical in principle with that still in vogue in the Pyrenees.

The word iron, which is identical with the Scandinavian "iarn" (instead of "isarn"), and with the German "Eisen" (adjective, "eisern"), appears to be connected with the Sanscrit "ayas" (Latin "aes"), and this, according to Grimm, is an indication that bronze was in use among the Germans at a much earlier date than iron. The alchemists connected iron with Mars, the god of war, and gave to it the sign ♂.

Native iron occurs, according to Andrews,¹ in small spiculæ distributed throughout the basalt of the Giant's Causeway, as well as in the old lavas of the Auvergne. The occurrence of terrestrial iron in large lumps has also been observed; these masses have, however, probably been formed in the firing of coal-pits when the burning mass has come in contact with ores of iron, and the product of the action is termed natural steel.

The native metal occurs more frequently in the form of *meteoric iron*. The meteorites falling in larger or smaller masses from extra-terrestrial sources may be divided into two groups, "Earthy meteorites," which chiefly consist of silicates, and "Meteoric irons," which consist of iron together with a larger or smaller quantity of nickel, the presence of this latter metal being characteristic of meteoric masses. Meteoric iron likewise usually contains small quantities of cobalt and other metals, as well as graphite, ferrous sulphide and schreibersite, $(\text{Fe}, \text{Ni}, \text{Co})_3\text{P}$, this last compound being one which is not known to exist in any terrestrial mineral. When the surface of a meteoric iron is planed and polished, and then treated with dilute nitric acid, peculiar configurations make their appearance which were first noticed by Widmanstätten in the year 1808. These consist of rhombic folia or crystalline markings (shown in Fig. 239) which have a metallic lustre; the spaces enclosed by these markings are somewhat raised, so that a surface of meteoric iron thus treated may be used as a plate from which an engraving can be obtained. Some meteoric irons do not exhibit these figures, parallel striæ making their appearance when the metal is subjected to a similar treatment. Meteoric iron frequently occurs in considerable masses; thus, for instance, that which was discovered by Pallas in Siberia



FIG. 239.

¹ Andrews, *Brit. Assoc. Report*, 1852.

originally weighed 800 kilos. [Analysis (a)], whilst that found in Bahia weighed nearly 7,000 kilos.; a still larger mass occurs at Chaco-Gualamba in Peru, which is said to weigh 16,000 kilos., and similar large masses have been found in other localities, both in North and South America, as well as in Africa. The largest known masses are those found at Ovivak on the island of Disko, off Greenland, where fifteen blocks of meteoric iron occur, the weight of the two largest being, according to Nordenskjöld,¹ 21,000 and 8,000 kilos. [see Analysis (b)].

The following table gives the composition of several meteoric irons :

	(a)	(b)	(c)	(d)
Locality . . .	Siberia.	Ovivak.	Brazil.	Tennessee.
Analyst . . .	Berzelius.	Nordenskjöld.	Damover.	J. L. Smith.
Iron . . .	88·04	84·49	63·69	91·15
Nickel . . .	10·73	2·48	33·97	8·01
Cobalt . . .	0·46	0·07	1·48	0·72
Copper . . .	0·07	0·27	0·05	0·06
Manganese .	0·13	—	—	—
Carbon . . .	0·04	10·62	0·02	—
Sulphur . . .	trace	1·52	0·02	—
Phosphorus .	—	0·20	0·05	—
Chlorine . .	—	0·72	—	—
Silicate . . .	0·53	0·09	—	—
	100·00	100·46	99·28	99·94

Finely divided meteoric iron is constantly falling from extra-terrestrial space on to the earth: the occurrence of this meteoric dust has been observed in Sweden and in the snow-fields of Northern Siberia, the snow enclosing black magnetic particles which contain cobalt as well as iron. Similar particles of meteoric dust, consisting of metallic iron, have been found by Murray, of the *Challenger* expedition, at great depths in mid-ocean. It is only under conditions such as the above that it is possible to detect this fine meteoric dust in consequence of the enormous accumulation elsewhere of terrestrial dust.

527 Iron is usually found in combination either with oxygen or sulphur. Of the large number of minerals which contain iron only those will now be mentioned which occur most commonly and in largest quantity; the ores will be specially described

¹ *Pogg. Ann.* 1874, 151, 154.

hereafter. The most important oxygen compounds of iron are red hæmatite, or specular iron, Fe_2O_3 ; brown hæmatite, $2\text{Fe}_2\text{O}_3 \cdot 3\text{H}_2\text{O}$; magnetic iron, Fe_3O_4 ; spathic iron, FeCO_3 , which latter also contains other isomorphous carbonates. Again, iron pyrites, FeS_2 , occurs largely, whilst magnetic pyrites, Fe_7S_8 , is less common; ferrous sulphide also forms an important constituent of copper pyrites, CuFeS_2 , arsenical pyrites, FeAsS , and other minerals. Silicates of iron are found in most geological formations, and from these iron oxide finds its way into the soil, in which it is usually present in considerable quantity, imparting to it a reddish or brown colour. This fact was known to Pliny, who mentions that the presence of iron may be recognised by the colour of the soil. Iron compounds are contained in solution in spring- and river-waters, as well as in the water of the ocean, and it is from one or other of these sources that plants obtain the iron which forms a necessary constituent of their chlorophyll.

In 1702 N. Lemery proved that the ashes of plants contained iron: this observation was confirmed by the experiments of Geoffroy in 1705, who, however, assumed that the iron was not originally contained in the plants, but that it was produced when they were burned. Other celebrated chemists, such as Becher, held the view that the iron which made its appearance when certain substances were subjected to chemical treatment was not contained in them, but was independently produced. This erroneous opinion was first disproved by Lemery.

Iron likewise forms a necessary constituent of the animal body; thus for instance, hæmoglobin, the red colouring-matter of the blood, contains 0.336 per cent. of iron. Iron preparations have also long been employed as a medicine, especially in anæmia. Under these circumstances, after the use of iron the number of red corpuscles is increased, and the amount of hæmoglobin which they contain becomes larger. The presence of iron in the blood was first shown by Menghini of Bologna in 1747.

The existence of iron in large quantities in meteoric masses indicates a wide cosmical distribution of this element, and this conclusion has been confirmed by Spectrum Analysis, which indicates to us the presence of iron in the sun and many fixed stars.

528 Preparation of Pure Iron.—Iron is usually produced from its oxides by means of charcoal, and is thus obtained on the large

scale; thus prepared, however, iron is not pure, but contains more or less carbon. The purest commercial form of iron is wrought iron, especially the finest kinds of piano-wire: this contains about 0.3 per cent. of foreign impurities chiefly consisting of carbon. In order to obtain chemically pure iron the oxide, or oxalate, may be heated in a current of hydrogen at the lowest possible temperature; the metal is obtained by this process as a black powder which oxidises and becomes incandescent in the air, but if the reduction be carried on at a higher temperature the powdered iron is not pyrophoric.

Pure iron may be obtained by the reduction of ferrous chloride, FeCl_2 , in hydrogen, when the metal is deposited in microscopic tetragonal octahedra or cubes (Péligot).¹ It may also be prepared by electrolysis, the best conditions for obtaining thick homogeneous deposits being as follows.² A bath is made up containing 200 grams of ferrous chloride or ferrous ammonium sulphate, 50 grams of magnesium sulphate and 5 grams of sodium hydrogen carbonate per liter, and electrolysed with a current density of 0.003 ampere per sq. cm. at the cathode. The latter is of copper, thinly silvered and iodised, and maintained in rotation, whilst the anode is of wrought iron. More sodium hydrogen carbonate is added from time to time as the electrolysis proceeds. The iron formed improves in quality as time goes on, and finally reaches a strength of 5,180 kilos. per sq. cm., and may be bent at a sharp angle without breaking. Owing to the low current density, the iron formed is free from occluded hydrogen, which is always present in electrolytic iron deposited with a high current density.

Properties.—Pure iron has a specific gravity of 7.84, possesses an almost silver-white lustre, and takes a high polish; it is, with the exception of cobalt and nickel, the most tenacious of all the ductile metals at the ordinary temperature, but becomes brittle at the temperature of liquid air.³ Its average specific heat from 15–100° C. is 0.10983, but this increases somewhat rapidly with the temperature up to 850°, after which it decreases.⁴

¹ *Compt. Rend.* 1844, 19, 670.

² Maximowitsch, *Zeit. Elektrochem.* 1905, 11, 52; Ryss and Bogomolny, *Zeit. Elektrochem.* 1906, 12, 697.

³ Dewar and Hadfield, *Proc. Roy. Soc.* 1905, 74, 326.

⁴ Harker, *Phil. Mag.* 1905, [6], 10, 430.

Pure iron becomes soft at a red-heat, and may be readily welded at a white-heat, but above the welding point it becomes brittle under the hammer. It fuses less readily than commercial wrought iron, the melting point being about 1,550–1,600°, and when heated in the electric furnace it readily distils, much frothing taking place in the boiling liquid owing to the evolution of occluded gases.¹ It is attracted by the magnet and may also be rendered magnetic, but it loses this property rapidly, whilst carbonised iron or steel retains its magnetic property at the ordinary temperature, but loses it at a red heat.

When iron is heated from the ordinary temperature to the melting point it undergoes two changes, the first taking place gradually between 700–760° and coinciding with the disappearance of magnetic properties, and the other occurring suddenly at 860°. Osmond and Cartaud² conclude, therefore, that iron exists in three allotropic forms, distinguished as α , β , and γ -iron, or α , β , and γ -ferrite, the last being the form stable above 860°, which is usually formed on the solidification of the fused metal, whilst the α -form is the one which is capable of assuming magnetic properties. All three forms crystallise in the regular system.

Iron combines readily with the elements of the chlorine group, and when strongly heated burns in oxygen, forming the magnetic oxide, and at a red-heat decomposes steam with formation of the same oxide; it also burns at a red-heat in sulphur vapour, and combines with carbon when brought in contact with it at a high temperature, and for this reason all the iron obtained on the large scale contains carbon in combination; the larger the quantity of this element it takes up, the more readily fusible is the iron (p. 1146).

Iron dissolves in most dilute acids with evolution of hydrogen. Dilute nitric acid dissolves it in the cold without the evolution of any gas and with the formation of ferrous nitrate, $\text{Fe}(\text{NO}_3)_2$, and ammonium nitrate; when heated, or when a stronger acid is employed, oxides of nitrogen are evolved and ferric nitrate, $\text{Fe}(\text{NO}_3)_3$, is formed.

Passive Iron.—When iron is placed in concentrated nitric acid it appears to undergo a change, and is then not attacked

¹ Moissan, *Compt. Rend.* 1906, 142, 394.

² *Ann. Mines*, 1901, 17, 110; 1901, 18, 113; *Compt. Rend.* 1906, 142, 1530; 1906, 143, 44.

by the acid, nor will it then precipitate metals such as copper from solutions of their salts. Iron in this state is termed passive,¹ and this condition may be also brought about not only by the action of nitric acid, but also of other substances such as chloric, bromic, iodic and chromic acids, and even hydrogen peroxide, as well as by electrolysis, using the iron as anode in sulphuric acid.

The cause of this phenomenon has not yet been definitely ascertained. Faraday and Beetz regarded it as due to the formation of a thin film of oxide on the surface of the iron, which protects it from further action, and this film, according to Haber and Goldschmidt,² possesses metallic conductivity.

Fredenhagen³ supports the hypothesis that in the passive condition the iron is coated with a thin layer of gas, and points out that iron rendered passive by anodic polarisation has a different behaviour from that made passive by nitric acid, probably because the protective layer is oxygen in the one case and an oxide of nitrogen in the other. Hittorf,⁴ Heathcote,⁵ and Finkelstein,⁶ on the other hand, reject both these hypotheses, and regard the phenomenon as due to a chemical or electrical change taking place in the molecules forming the surface of the iron, the last-named author suggesting that ordinary iron consists of both ferrous and ferric iron molecules, and that by the action of the above substances the ferrous iron molecules are dissolved or converted into ferric molecules, which are not capable of attack by the reagents.

Finely Divided or Reduced Iron (ferrum redactum) has long been used in medicine. *Spongy iron*, prepared by the reduction of burnt pyrites or other suitable iron ore, has been employed as filtering material for purifying water for domestic use.

529 *The Rusting of Iron in the Air.*—The formation of rust on exposed surfaces of the metal was formerly supposed to be due to direct oxidation of the metal. Experience showed, however, that contact with both air and water in the liquid state is necessary for the production of rust. The investigations of

¹ Keir, *Phil. Trans.* 1790, 3 .

² *Zeit. Elektrochem.* 1906, , 49; see also Gordon and Clark, *J. Amer. Chem. Soc.* 1906, 28, 1534.

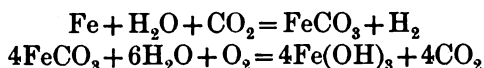
³ *Zeit. physikal. Chem.* 1903, 43, 1.

⁴ *Zeit. physikal. Chem.* 1900, 34, 385.


⁵ *Zeit. physikal. Chem.* 1901, 37, 368.

⁶ *Zeit. physikal. Chem.* 1901, 39, 91

Crace-Calvert¹ and Crum Brown² showed that the reaction is not one of direct oxidation, but that the carbonic acid of the air plays an essential part in the reaction. The feebly acid solution of the latter in water attacks the iron with considerable rapidity, yielding a solution of ferrous carbonate in excess of carbonic acid, which is then oxidised by the oxygen of the air with formation of hydrated ferric oxide and evolution of carbon dioxide:



The correctness of this explanation has recently been called in question by Dunstan, Jowett and Goulding,³ who suggest that the presence of carbonic acid is not necessary, but that the iron acts on the oxygen of the air and water with formation of ferrous oxide and hydrogen peroxide, and that these two substances then interact with formation of hydrated ferric oxide:



the excess of hydrogen peroxide immediately reacting with iron to form a further quantity of rust. No evidence of the intermediate formation of hydrogen peroxide has been found, the authors basing their conclusion mainly on the fact that substances which destroy hydrogen peroxide appear also to prevent rusting. Moody⁴ has, however, shown that when carbonic acid, and also all other dilute acids (which act in the same manner as carbonic acid), are absolutely excluded, water and oxygen are incapable of bringing about the formation of rust, and further that freshly formed rust always contains considerable quantities of ferrous hydroxide and carbonate, which could not be the case if the hydrogen peroxide theory were correct. Moreover, he finds that previous to the formation of the rust the iron passes into solution in the water, the rust being secondarily produced by the oxidation of the dissolved iron, which is in full accordance with the Crace-Calvert hypothesis but in contradiction to that of Dunstan, Jowett and Goulding.⁵

The formation of rust takes place to begin with but slowly,

¹ *Mem. Manch. Lit. and Phil. Soc.* 1871, 5, 104.

² *Journ. Iron and Steel Inst.* 1888, 129.

³ *Journ. Chem. Soc.* 1905, 1548.

⁴ *Journ. Chem. Soc.* 1906, 720.

⁵ *Proc. Chem. Soc.* 1907, 84.

but as soon as a thin superficial layer of rust has formed, the process goes on rapidly. Certain salts, especially those of ammonium, promote the oxidation, whilst the liability to rusting is diminished by the presence of alkalis, as these prevent the formation of any free carbonic acid. Steel instruments may be kept bright by immersion in a solution of caustic soda or, better, of sodium nitrite. In order to lessen the liability to rust, iron articles are coated with varnish or oil-paints, or the surface is covered with oil, grease, or graphite. A coating of magnetic oxide of iron, Fe_3O_4 , is, however, the most efficient protective, and to obtain such a coating articles of iron are subjected to the action of superheated steam at a temperature of about 650° , this process being known, from the name of its inventor, as the Barff process.

In contact with zinc, iron becomes electronegative and is thereby to a considerable extent prevented from rusting. Iron articles are therefore often covered with a coating of zinc (galvanised iron) and also with tin (tin-plate) and nickel, to protect them from atmospheric action.

530 *Iron amalgam* does not form readily, but on acting with a 1 per cent. sodium amalgam upon a solution of ferrous sulphate, a semi-solid mass is obtained which, when in small globules, is attracted by the magnet. On distilling this amalgam, metallic iron remains in a fine state of division (Böttger). The same amalgam can be formed by rubbing powdered iron with mercuric chloride and water. If an iron wire be attached to the copper-pole of a Daniell's element, and dipped into a solution of ferrous sulphate, whilst another iron wire from the zinc-pole touches a drop of mercury lying in the solution, amalgams of varying composition are obtained according to the intensity of the current. Those containing only small quantities of iron are liquid; those in which more iron is present are soft and crystalline. One containing 103.2 of iron to 100 of mercury forms a hard black mass and is obtained by submitting the liquid amalgam to a pressure of 50 tons to the square inch.¹

¹ Joule, *Journ. Chem. Soc.* 1863, 378.

METALLURGY OF IRON.¹

531 Several mythical stories point to the fact that in very early times meteoric iron, which falling from the heavens was considered as a gift of the gods to man, was employed in the manufacture of iron weapons. This indeed appears to be a practice still employed by certain uncultured tribes; the Esquimaux, as we hear from Ross, employ meteoric iron for the manufacture of their implements, and Kumbary² relates that the chiefs in the Wadai country, in Central Africa, possess many weapons which have been worked up from meteoric masses. But meteoric iron occurs so sparingly upon the earth's surface, and is, in fact, so unsuited to the manufacture of tough forgings, that at a comparatively early period in the history of civilisation men set about the smelting of iron from its ores.³

The enormous deposits of ancient slag and furnace-cinder which are found spread over large areas in various districts of India point to the fact that the iron industry existed in that country at very early times, and even to the present day the manufacture of iron is carried on in India in the most primitive manner. It is also clear that the ancient Assyrians and Egyptians were well acquainted with the uses of iron, and the remains of their iron works have been found near Sinai. But, independently of these sources, a knowledge of the methods of working iron ores also appears to have been gained by the tribes living in the North of Europe, whilst the inhabitants of the Western Hemisphere were not acquainted with these processes. Little is known respecting the method employed by the ancients in the manufacture of iron; the slight information which we possess has been collected together by Agricola in his work, "De Veteribus et Novis Metallis." The apparatus employed was evidently of a primitive kind, and consisted of a small hearth or furnace to which was attached a bellows or blowing arrangement driven by hand, similar indeed to that which is now in use among the hill-tribes in India and in Central Africa. Malleable iron and steel are both produced by igniting the iron ore with charcoal, the metal being obtained in the form of a

¹ Further information on this subject may be obtained from the metallurgical works of Percy, Turner, Howe, Harbord, and Sexton.

² *Compt. Rend.* 1870, 70, 649.

³ See "The Early Use of Iron," Brough, *Journ. Iron and Steel Inst.* 1906, 1, 233.

porous lump or "bloom," which was pressed or hammered into a coherent metallic mass.

The dexterity exhibited by the Hindoos in the manufacture of wrought iron may be estimated from the fact of the existence in the Mosque of the Kutub near Delhi of a wrought-iron pillar no less than 60 feet in length.¹ This pillar stands about 30 feet out of the ground, and has an ornamental cap bearing an inscription in Sanskrit belonging to the fourth century. It is not an easy operation at the present day to forge such a mass with our largest rolls and steam-hammers; how this could be effected by the rude hand-labour of the Hindoos we are at a loss to understand.

CAST-IRON, WROUGHT- OR MALLEABLE-IRON, AND STEEL.

532 The iron which is obtained from its ores by metallurgical processes is never pure, but invariably contains other constituents, which greatly affect the properties of the metal, and determine its value for various purposes. The most important of these additional constituents are carbon, silicon, phosphorus, sulphur and manganese, and in special cases, nickel, chromium, tungsten, vanadium, aluminium, and molybdenum, and it is found that comparatively small variations in the amounts of these substances which are present exert an enormous influence on the properties of the metal.

Four main varieties of commercial iron are usually distinguished:

(1) *Cast-iron* contains 2.2–4.5 per cent. of carbon, besides varying quantities of the other elements mentioned above. This variety fuses readily, and when cold is brittle and cannot be worked under the hammer.

(2) *Wrought- or malleable-iron* contains less carbon than the foregoing, and fuses less readily, but is malleable when cold and can therefore be worked under the hammer, and can be welded at a red-heat. The characteristic feature of malleable-iron is that it is produced in a pasty state without having been melted, and consequently contains particles of slag, which cannot be completely removed from the unfused metal.

(3) *Steel* comprises all malleable alloys of carbon and iron

¹ A cast of this pillar is to be seen in the Architectural Court of the South Kensington Museum, and a drawing of the same is found in St. John Day's *Prehistoric Use of Iron and Steel*, p. 144.

which have at any time been actually melted. It contains very little slag, but otherwise does not necessarily differ in composition from malleable iron. Steel possesses the valuable property of becoming hard when it is suddenly cooled from a high temperature, the intensity of this effect depending upon the amount of carbon which it contains.

(4) *Special steels*, containing, besides carbon, varying quantities of one or more of the following elements, manganese, nickel, chromium, tungsten, silicon, vanadium, molybdenum, and aluminium. Some of these have valuable mechanical and magnetic properties not possessed by ordinary carbon steels.

The general process of iron smelting consists essentially in the removal of the oxygen from the ores, and this is invariably carried out in practice by the action of carbon at a high temperature. In addition to the oxygen, the extraneous matter contained in the ore, such as silica, alumina, sulphur, phosphates, &c., must also be removed, and the resulting iron must be exposed to such conditions that it acquires the composition which will fit it for the special purpose to which it is to be applied.

ORES OF IRON.

533 The term iron ore includes only those minerals which contain iron both in sufficient quantity and also in a condition which enables them to be employed for the economic production of the metal. Thus, for example, iron pyrites, FeS_2 , although it occurs in very large quantities and contains a high percentage of iron, cannot properly be described as an iron ore, inasmuch as it is difficult to remove the sulphur completely, a small proportion of which renders the metal unfit for use. In like manner arsenical pyrites, although it also contains a large quantity of iron, is unfit for the production of the metal; and the same may be said of many other minerals which contain large quantities of iron.

The various ores of iron are composed of, or yield, the oxides of iron in more or less pure condition, and the value of an iron ore is influenced rather by the nature of the impurities which it contains than by its percentage of iron.

The ores of iron occur in almost every geological formation; thus magnetic iron ore is found in the older rocks, as in the laurentian beds of North America, and the old slates and

gneisses of Sweden, whilst red hæmatite occurs in beds or pockets in the carboniferous limestone of Cumberland and North Lancashire, and spathic or clay iron-stone in the coal-measures. Again, the oolitic rocks furnish large deposits of brown hæmatite, and the Elba ore is probably a tertiary deposit. Still more recent formations of iron ore are seen in the bog ore of Germany and the North of Ireland, whilst "lake ores" are being formed in Scandinavia at the present day.

Magnetic Iron Ore, Magnetite, or Loadstone, Fe_3O_4 .—This ore, in the pure state, constitutes the richest ore of iron, containing 72.4 per cent. of the metal. It occurs in the crystalline and massive state as well as in the form of sand, and is found in large deposits, especially in volcanic rocks, as well as in granite, gneiss, and mica-schist. The most important localities of magnetite are Arendal, Dannemora, and other places in Norway, Sweden, and Lapland; the island of Elba; the Ural Mountains; and several localities in the United States, especially near Lake Superior. In England magnetic oxide of iron occurs on Dartmoor, at Brent in South Devon, and at Treskerby in Cornwall; but it cannot be said to be an important English ore. In Germany it is found in large quantities at Schmiedeberg, in Silesia, and a few other localities.

Franklinite, $(\text{Fe}, \text{Mn})_2\text{O}_3, (\text{Fe}, \text{Zn})\text{O}$, occurs in New Jersey, and is first worked for zinc, the residue being used as an iron ore for the production of spiegel-eisen.¹

Red Hæmatite, or Specular Iron Ore, Fe_2O_3 .—This substance occurs crystalline as specular iron ore, and also in a massive state having a columnar, granular, or botryoidal form, as well as in the earthy condition. This ore, being free from impurities, yields a cast-iron which is especially well adapted for the manufacture of malleable-iron and steel. Hæmatite occurs in veins as well as in beds and pockets. One of its most remarkable localities is the island of Elba, where it occurs finely crystallised between talcous schist and crystalline limestone. The Elba mines were worked by the Etruscans and are still productive. A fine hæmatite occurs in the Huronian rocks on the southern shore of Lake Superior, whilst at Iron Mountain, near St. Louis, Missouri, enormous masses of this ore of iron are found. On the continent of Europe hæmatite occurs in Belgium, and deposits of this ore are also found in the Devonian formation on the Lahn in West-

¹ *Journ. Iron and Steel Inst.* 1894, 1, 416.

phalia. The chief deposits of hæmatite in England are those near Ulverston in Lancashire, and on the coast of Cumberland near Whitehaven; the ore here occurs in beds or pockets in the carboniferous limestone, sometimes existing as hard botryoidal masses exhibiting crystalline structure, and sometimes in a soft or compact amorphous condition.

Brown Hæmatite, or *Limonite*, $\text{Fe}_2\text{O}_3 \cdot 2\text{Fe}(\text{OH})_3 = 2\text{Fe}_2\text{O}_3 \cdot 3\text{H}_2\text{O}$.—This substance occurs crystallised in rhombic prisms, but is more frequently found either in a fibrous foliated and scaly condition, or as a dark brown reniform mass and commonly known as Brown and Yellow Hæmatite. In the massive state this ore occurs in large quantity, and, as it can be readily worked, it has been long employed as a source of iron (for analysis see table on p. 1151). It is found in the carboniferous limestone as well as in the older rocks, in the Forest of Dean, and at Llantrissant in Glamorganshire in the lower coal-measure sandstones. At Bilbao in Spain it occurs largely in the carboniferous limestone, whilst the newer and earthy brown hæmatite is found in the oolite and greensand in Northamptonshire and Lincolnshire. It is likewise largely worked in Germany and France, being the ore from which the greater part of the iron made in these countries is derived. The bog ores which are worked in the plains of North Germany and Canada and in other places, as well as the peculiar iron ore of the North of Ireland and the Swedish lake ore, belong to this class, and are of the most recent geological formation.

Spathic Iron Ore, or *Siderite*.—Spathic iron ore consists of ferrous carbonate, FeCO_3 , invariably mixed with the isomorphous carbonates of manganese, magnesium and calcium. It possesses a yellowish-brown colour, and occurs often in globular or botryoidal forms having a silky fibrous structure. It is usually found in Devonian rocks, occurring in England at Brendon Hill in Somerset, on Exmoor and at Weardale in Yorkshire.

Clay Iron-stone, or *Argillaceous Iron Ore*, is a spathic iron containing clay, and is chiefly found in nodules or bands interspersed throughout the clays and shales of the coal-measures. This ore is the most important English ore of iron. The chief workable beds of British clay iron-stone occur in Yorkshire, Derbyshire, Staffordshire, Warwickshire, South Wales and Scotland.

The "black band" iron-stone is an important variety of this ore. It contains from 20 to 25 per cent. of carbonaceous matter,

and is found in Lanarkshire, North Staffordshire, and South Wales. The Scotch beds were discovered by Mushet in 1800, but they were not worked until the year 1830. In 1855 the same ore was discovered in Westphalia, and it is also worked in Lower Silesia. The coal-measures of the Gard and of the Aveyron in France, and those in Pennsylvania and Maryland and other States, also contain large quantities of clay iron-stone. The same ore is found in strata in the lias and also in the oolitic and tertiary rocks, the Cleveland iron ore belonging to this last class. Analyses of some clay iron-stones are given on p. 1151.

CALCINATION OF THE ORE.

534 Before treatment in the furnace many iron ores, especially the clay iron-stones and the brown hæmatites, are subjected to a process of calcination or roasting. The object of this is to expel water and carbonic acid, and also to render the ore more porous, and thus to facilitate the subsequent reduction to metal. At the same time any sulphides which the ore may contain are oxidised and the sulphur expelled. The ordinary clay iron-stone is sometimes roasted in large open heaps, the ore being mixed with a sufficient quantity of coal to keep up a slow combustion. A preferable method is to calcine the ore in kilns or roasters, as in these the consumption of fuel is less and the product more uniform than in the ruder process of roasting in heaps.

THE MANUFACTURE OF CAST-IRON.¹

535 The application of the blast-furnace to the manufacture of iron marks an era in the history of the iron industry, inasmuch as it was by its use that a continuous process of iron manufacture became possible. The discovery of a process by which fusible cast-iron can be prepared appears to have been made, probably accidentally, about the end of the fifteenth century, in Germany, where the Stückofen had long been in use for manufacturing blooms. No description of the process is, however, to be found

¹ For further interesting information on this subject the reader is referred to Percy's admirable "Sketch of the History of Iron," *Iron and Steel*, p. 873, and to Turner's *Metallurgy of Iron*, 1, *et seq.*

Analyses of the Chief Ores of Iron.

	Magnetic Iron Ore.	Red Hæmatite.	Brown Hæmatite.		Spathic Iron Ore.	Clay Iron-stone.	
	Sweden.	Ulverston.	Forest of Dean.	Spain.	Erzberg.	Lowmoor.	Cleveland.
Ferrous oxide	28.42	—	—	—	55.64	36.14	39.92
Ferric oxide	62.06	86.50	90.05	78.80	—	1.45	3.60
Manganous oxide	—	0.21	0.08	0.65	2.80	1.38	0.95
Alumina	—	—	trace	3.50	—	6.74	7.86
Lime	—	2.77	0.06	trace	0.92	2.70	7.44
Magnesia	1.44	1.46	0.20	trace	1.77	2.17	3.82
Alkalis	—	—	—	—	—	0.65	0.27
Carbonic acid	—	2.96	—	—	38.35	26.57	22.85
Sulphur trioxide	—	0.11	trace	—	—	—	—
Iron sulphide	0.07	—	—	—	—	0.10	0.11
Phosphoric oxide	—	trace	0.09	0.07	—	0.34	1.86
Silica	—	—	1.07	5.55	—	17.37	7.12
Insoluble matter	7.60	6.55	9.22	11.65	—	—	—
Water	—	—	—	—	—	1.77	2.97
Organic matter	—	—	—	—	—	2.40	1.64
	99.59	100.56	100.77	100.22	99.48	99.78	100.41

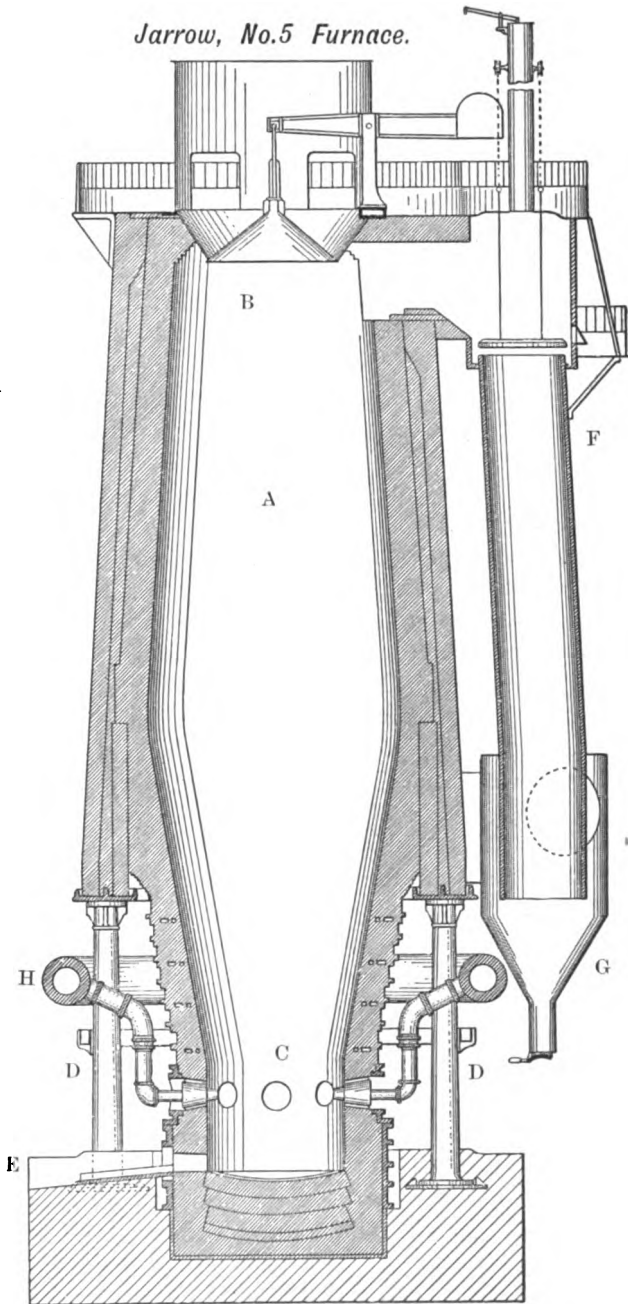
in the older writers upon metallurgy. Thus Agricola, writing in 1556, only mentions the older methods of iron making, although he appears to have been acquainted with cast-iron; at any rate the new method must have been at work in this country in 1543, for we find that in that year English cast-iron cannons were used. The great demand for cast-iron, which was of course all made with charcoal, soon leading to a destruction of our forests, it became necessary, in the first year of the reign of Elizabeth, to endeavour to replace charcoal by some other fuel. This was accomplished by the employment of coke instead of charcoal, a practice which was carried out in England by Dudley as early as the first half of the seventeenth century, but which afterwards fell into abeyance. It was subsequently revived by Abraham Darby at Colebrookdale, about the year 1735.

The blast-furnace consists of a shaft varying in height from 50 to 100 feet, the largest diameter being 14 to 24 feet. The essential parts of the furnace are, first, the hearth or crucible, and, second, a shaft or chimney formed of two truncated cones joined at their bases, the upper being termed the "body" and the lower one the "boshes." Fig. 240 shows the construction of such a furnace on the scale of 1: 180.

The shaft, A Fig. 240, is 75 feet high, the diameter at the widest part (the belly or bosh) being 20 feet, whilst at the throat, B, it is 16 feet, and at the hearth, C, 11 feet. The shaft is constructed of an outer shell of wrought-iron or mild steel plates, supported by means of cast-iron columns, D, and is lined with fire-brick. In the lining of the boshes, which is exposed to the highest temperature, cooling boxes are inserted in many furnaces. These consist of narrow flat boxes made of gun-metal, which are built into the brickwork, and are cooled by a current of water, thus preventing the brickwork from becoming too hot. The wall of the hearth, which is also lined with fire-brick, is pierced by several openings; the tapping hole, E, by means of which the molten iron is periodically withdrawn; the slag-notch (not shown in the diagram), which is situated at a higher level, and through which the lighter slag is constantly allowed to flow away into trucks or ladles; and, finally, the openings by which the blast of air is introduced through the tuyères.

The throat of the furnace is closed by a contrivance known as the cup and cone arrangement, first introduced by G. Parry at

Jarrow, No.5 Furnace.



Scale $\frac{1}{180}$
Feet 10 5 0 10 20 30 40 Feet

FIG. 240.

the Ebbw Vale works in 1850. It consists of a cast-iron funnel, fixed at the mouth of the furnace, and closed by a cast-iron cone, suspended at one end of a counterpoised lever, or by means of a chain and wheel. The charge is tipped from barrows on to the cone, and is introduced into the furnace by momentarily lowering the latter. When the cone is raised against the funnel (as shown in the figure) the throat of the furnace is closed, and the escape of gases into the air prevented; these then pass out of the furnace by the downcast, F, Fig. 240, which is provided with a dust-catcher, G, and are then usually conveyed through the main to the stoves for heating the blast, to the boilers, or to any other point where the heat produced by their combustion can be made available. Great developments are being made in the direct use of this gas for raising power in gas engines.¹

The blast of air is introduced near the bottom of the furnace through tuyère holes, perforating the walls of the hearth. The tuyères are made of wrought-iron, cast-iron, or bronze, and have a double casing through which water circulates to keep them cool; they vary in number from 8 to 16 according to the size of the furnace, are about 5 to 7 inches in diameter, and are fed from an annular pipe, H, Fig. 240, which surrounds the lower part of the furnace, and is connected with the blowing engine.

Hot and Cold Blast.—Up to the year 1828 air was blown into the furnace at the ordinary atmospheric temperature, but in that year J. B. Neilson² patented a process for heating the air before it passed into the forge or furnace, and this process, inasmuch as it saved from 15 to 45 per cent. of the fuel, and was also accompanied by an increased productive power of the furnace, was soon generally adopted, although the cold blast is still employed in certain works. For the purpose of heating the air, the waste gases from the furnace are burned in a Cowper's or Whitwell's stove or some modification of these, such as the Massick and Crookes, the Ford and Moncur, or the Cowper-Kennedy; all these act on the principle of the Siemens regenerator, and raise the temperature of the blast.

The air is thus introduced at a temperature of about 700° to 800°, and at a pressure of about 5 lbs. to the square inch. The

¹ Hubert, Reinhardt and Westgarth on Blast-furnace Gas Engines, *Journ. Iron and Steel Inst.* 1906, 3, 16—168.

² Patent No. 5701, March 3rd, 1828.

total capacity of a furnace such as that described is about 14,150 cubic feet, and it is capable of producing about 1,000 to 1,300 tons of cast-iron per week.

Dry-air Blast.—A recent development in blast-furnace practice is the drying of the air before passing it through the stoves.¹ This is accomplished by drawing the air through refrigerators in which the moisture is collected. By this means it is claimed to be possible to increase the burden and production of pig-iron by 20 per cent., to reduce the amount of coke per ton of iron by 18 per cent., and to diminish the duty on the blowing engines on account of the colder air being denser. The greatest advantage is, however, in the regularity of working the furnace, because the amount of moisture carried into the furnace by the blast varies very largely from day to day with change of atmospheric conditions, so that the burden of the furnace must have a safe margin of fuel to allow of a sudden loss of heat due to this cause.

536 *The Working of the Furnace.*—For the purpose of starting the newly-built blast-furnace it is necessary that the whole should be gently heated by means of a small fire, usually made by piling a quantity of rough dry timber in the hearth, on to the top of which charges of coke are placed. As soon as the shaft has become warm, regular charges of calcined iron-stone, limestone, and coke are added, until the furnace is filled. The blast is then turned on to about one-fifth of the quantity usually employed, the size of the tuyères being so gradually increased that it is not until the furnace has been in blow for from four to five weeks that the full-sized pipes are used, and several months generally elapse before the furnace is in full work.

The proportion of the materials employed, viz., iron-ore, limestone or lime, and fuel, termed the *charge* or *burden*, varies considerably according to the nature of the ore. If it be siliceous or clayey, the proportion of lime added must be increased; whilst if the ore contain lime instead of silica, the addition of silicates may be requisite. The object of these additions is to form fusible slags, so that the impurities of the ore may be removed and the furnace kept open and in proper working. The slag consists of calcium and aluminium silicates, and it is extremely important that it be kept of the right basicity and fusibility. If the supply of lime and alumina be insufficient to

¹ Gayley, *Journ. Iron and Steel Inst.* 1904, 2, 274; 1905, 1, 256.

combine with the silica present, oxide of iron passes into the slag, thus causing waste, whilst if an excess of these bases be used the lining of the furnace is attacked. The fusibility of the slag moreover determines the temperature which can be reached, and is therefore of great importance, as this has a great effect on the nature of the iron produced. The higher the temperature which is required for the reduction of the ore the less fusible must be the slag. As soon as the proper proportions between the fuel, ore, and limestone have been ascertained, it is of the greatest importance that these proportions should be strictly adhered to, and for this purpose the charges are regularly weighed, and supplied in alternate piles at the top of the furnace, into which they are charged by lowering the cone, as already described.

On the average about one ton of coke and 8 to 12 cwt. of limestone are required for each ton of iron produced, about 5 tons of heated air being used in the operation. When the furnace is in regular blast, a constant stream of slag passes out from the slag-hole, the iron collecting in the lower part of the hearth, and being from time to time tapped by piercing a plug of sand and clay by which the tap-hole has been closed. Before tapping, moulds are prepared for holding the metal; these are formed in the sand as a series of parallel trenches, which are placed in communication with the tap-hole. The blast of air is then shut off, and the tap-hole opened by piercing the plug with a long bar of iron. The melted iron flows into the channels communicating with the moulds and assumes the form of semi-cylindrical bars or "pigs" united to one another by one of larger dimensions termed the "sow."

If, owing to some accident to the machinery, a blast-furnace be obliged to stand when hot, the operations may be suspended for several months if the throat and tuyère-holes be closed up with sand or clay. Should, however, serious damage have occurred, the furnace must be "blown out." This is accomplished by reducing the burden, and thus increasing the temperature for a time so as to remove any aggregations of solid matters which are fusible only at a high temperature. Finally, only fuel is charged, the contents of the furnace are allowed to burn out, and the last tapping is made at a point as low down in the hearth as possible. The life of a blast-furnace varies considerably, lasting from five to twelve years, or even for a longer time, according to circumstances.

The size and shape of blast-furnaces have been and continue to be very different. When charcoal is employed, as was formerly universally the case, and is still so in countries where wood is plentiful, the furnace is usually only from 20 to 30 feet in height. The charcoal iron which is thus manufactured in Sweden, Russia, and America is especially valuable for the preparation of fine iron wire, and of the best kinds of steel. Blast furnaces in which the fuel used is either coke, anthracite, or ordinary coal, are, on the other hand, of much larger dimensions, the exact height and capacity of the furnace being regulated by the nature and amount of iron which has to be produced, as well as (it may be added) by the ideas of the ironmaster.

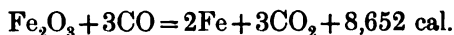
In the year 1750 each English blast-furnace produced about 300 tons of pig-iron per annum, whereas a large-size modern furnace yields up to 70,000 tons in the same period. In the Cleveland district, where the blast-furnaces are unusually large, the average capacity of those built up to the year 1854 was about 7,000 cubic feet; whilst those built during the years 1870 and 1871 have an average capacity close upon 30,000 cubic feet, but in some cases the height rises to 105 feet, and the capacity to 50,000 cubic feet. The production of a blast-furnace increases, of course, with its size, but not in a direct ratio; thus Lowthian Bell has shown that an old furnace of 1853, having a capacity of 6,000 cubic feet, yielded one ton of iron per twenty-four hours for every 190 cubic feet of space; whilst in the high furnace built in 1870, 380 cubic feet of space are required to produce one ton of iron in the same time: hence the maximum limit of economic action may be passed by increased size. At the present time in England somewhat smaller furnaces are again being built.

The maximum production is at present gained in America, where larger furnaces, running up to about 75 to 90 feet in height, are employed, and the blast is fed at a higher pressure, averaging about 10 lbs. to the square inch. The furnace thus works more rapidly, producing as much as 100,000 to 150,000 tons per annum.¹

537 *Chemical Changes in the Furnace.*—A large number of investigations have been made on the subject of the changes which occur in the blast-furnace, but in spite of these our knowledge of them is still far from complete. The fuel at the

¹ One of the Carnegie Steel Company's furnaces produced 918 tons of pig iron in twenty-four hours on March 30th, 1905.

hearth uniting with the oxygen of the blast, which is insufficient for its complete combustion, burns with formation of carbon monoxide. This gas, coming into contact with the constantly descending charges of ore, reduces the ferric oxide to spongy metal, the change being accompanied by a slight evolution of heat :



The zone in which this reduction occurs most rapidly is near the top of the furnace, its exact position depending on the nature of the ore, and its temperature varies from 600–900°. When the ores are porous they are more easily permeated by the carbon monoxide, and the reduction takes place more quickly than when denser ores are employed. The reduction in this upper zone is never quite complete, because metallic iron is itself oxidised when heated either in carbon dioxide or in carbon monoxide, free carbon being deposited in the latter case. As the spongy iron, still containing a small amount of oxide, descends it arrives at the hotter parts of the furnace, the temperature of which reaches 1000° in the belly or widest section. At this point the reduction of the metal is completed by the solid carbon present, some of which is supplied by the dissociation of carbon monoxide, which takes place at a high temperature, with formation of carbon dioxide and free carbon.¹

In this zone, which is the hottest part of the furnace, the materials, which were formerly in a pasty state, melt completely, running down into the hearth, where the lighter slag floats on the surface of the heavier iron, and thus protects it from the oxidising action of the blast. Other important changes in the composition of the iron occur as the metal passes down the furnace. In the first place, the spongy iron, in passing through the zone of reduction, takes up sulphur from the ores and fuel; and secondly, when the temperature reaches a higher point in the zone of carburisation, the phosphates contained in the ore are reduced, and the phosphorus is taken up by the iron. At a still higher temperature the fused iron in the presence of carbon reduces silicon from the silicates; and this, together with manganese and other metals, remains as a constituent of the cast-iron.

It will thus be seen that three main zones may be distinguished in the furnace. In the *first* and highest the greater

¹ Cailletet, *Compt. Rend.* 1866, 62, 891.

part of the reduction occurs, whilst the partially reduced mass in passing through the *second*, acquires the high temperature which is necessary for the reactions occurring in the *third* and last zone. These comprise the complete reduction of the ore, the carburisation and fusion of the metal, and its impregnation with silicon, phosphorus, &c. These various zones are of course not well defined, but pass gradually one into the other.

538 Gases of the Blast-Furnace.—The composition of the blast-furnace gases naturally varies in the different zones and under different conditions of burden. The relation of the carbon dioxide to carbon monoxide present in the blast-furnace gases is of great interest. The monoxide is reconverted during the reaction into the dioxide, and this either remains unaltered or is reconverted by the iron into the monoxide, according to the temperature which prevails in the upper part of the furnace. Carbon dioxide is also formed near the top of the furnace by the calcination of the limestone, and this is then partly reduced to the monoxide. The researches of Lowthian Bell and von Tunner have shown that the relation between the volumes of the escaping carbon dioxide and carbon monoxide, under otherwise similar conditions, serves as an excellent criterion of the economical working of the blast-furnace, and the limit of economical working is reached when from 40 to 60 volumes of carbon dioxide are present for 100 volumes of carbon monoxide. The furnace gases contain, in addition, nitrogen of the air, hydrogen derived from the reduction of aqueous vapour, together with hydrocarbons, and frequently small traces of cyanogen or hydrocyanic acid.

Many analyses of the blast-furnace gases, collected at various heights above the tuyères and under varying circumstances, have been made by several chemists. The following analyses give an idea of the varying nature of the composition of these gases :

Wood-Charcoal-Furnace at Veckerhagen, near Cassel. Height, 5·97 m. (Bunsen).

Depth in metres below the mouth—	0·86	2·59	4·32
Nitrogen	62·34	63·89	64·58
Carbon dioxide	8·77	3·60	5·97
Carbon monoxide	24·20	29·27	26·51
Marsh gas	3·36	1·07	1·88
Hydrogen	1·33	2·17	1·06
	100·00	100·00	100·00

Hot-blast Coke-Furnace at Seraing in Belgium. Height, 14·43 m.
(Ebelmen).

Depth in metres below the mouth—	0·30	3·05	13·71
Nitrogen	57·06	61·67	54·63
Carbon dioxide	11·39	1·08	—
Carbon monoxide	28·61	35·20	45·05
Marsh gas	0·20	0·33	0·07
Hydrogen	2·74	1·72	0·25
	100·00	100·00	100·00

Cold-blast Coal-Furnace at Alfreton. Height, 11 m. (Bunsen
and Playfair).

Depth in metres below the mouth—	1·52	5·18	10·36
Nitrogen	55·35	55·49	58·05
Carbon dioxide	7·77	12·43	—
Carbon monoxide	25·97	18·77	37·43
Marsh gas	3·75	4·31	—
Hydrogen	6·73	7·62	3·18
Olefiant gas	0·43	1·38	—
Cyanogen	—	—	1·34
	100·00	100·00	100·00

When coal is employed in the blast-furnace instead of coke, the waste gases are passed through coolers and scrubbers to remove the valuable tar and ammonia which they contain, and are then passed on to the Cowper stoves, &c.

Amongst the products of the blast-furnace a variety of substances occur which choke or block up portions of the furnace. Thus in smelting zinciferous iron-ores a compact incrustation of furnace-calamine, consisting chiefly of oxide of zinc, is found round the throat of the furnace, and no less than 100 tons of this compound, termed "gichtschwamm," are annually obtained from iron furnaces near Aix-la-Chapelle.

An interesting substance sometimes found in the blast-furnace is a cyano-nitride of titanium (p. 801); and, in addition to this, "kish," or graphite, as well as silicates and the oxides of other metals, occur as solid deposits in the furnace.

VARIETIES OF CAST-IRON.

539 Fused cast-iron usually contains 2·2—4·5 per cent. of carbon, and when the iron is cooled this is either entirely, or only partly, retained in combination by the metal, whilst the remainder separates out in the form of graphite, its behaviour being determined by the composition of the mass, the conditions of the process of manufacture and the mode of cooling. When the greater part of the carbon separates in the form of graphite, the resulting metal is known as *grey iron*, whilst when the whole or the greater part of it is retained in combination by the iron, the metal is known as *white iron*. Between these are several intermediate conditions classed together as *mottled iron*. All these names are derived from the appearance of a freshly fractured surface of the metal, the mottling characteristic of the last class being caused by the occurrence of spots of grey in a matrix of white iron.

When white iron is dissolved in hydrochloric or sulphuric acid, various hydrocarbons are formed at the expense of the combined carbon which it contains, and these impart a peculiar and disagreeable odour to the hydrogen which is evolved. On the other hand, when grey iron is treated with acids the graphite separates out in the form of black insoluble scales. This fact was known to Bergman, whilst Guyton de Morveau proved that cast-iron is formed when wrought-iron is ignited with diamond powder; and Karsten showed that cast-iron contains carbon both in the combined state and free in the form of graphite, this latter remaining behind when the iron is dissolved in an acid. The graphite can also be mechanically separated from the iron by sieving (Snelus).

Both the total amount of carbon present and the mode in which it occurs depend very largely on the other substances contained in the crude iron, whilst these of course are determined by the conditions of the manufacture. Thus chromium and manganese favour the presence of a large amount of carbon, which is retained in combination when the iron cools, whereas silicon and aluminium diminish both the total amount of carbon present and the proportion of it which remains in the combined form. The way in which the metal is cooled also has a very important influence on the mode of occurrence of the carbon, slow cooling promoting the crystallisation of graphite and the

consequent production of grey iron, whilst sudden cooling or chilling favours the production of the more homogeneous white iron. It is therefore possible, within certain limits, to obtain either grey or white iron from a given mass of the fused metal, simply by altering the conditions of cooling.

The following analyses of Cleveland pig¹ show the gradual variation in composition from grey through mottled to white iron:

	Grey.	Mottled.	White.
Carbon. Graphitic	3.20	1.84	—
„ Combined	trace	1.25	3.05
Silicon	3.50	1.01	0.67
Sulphur	0.05	0.32	0.40
Phosphorus	1.67	1.57	1.60
Manganese	0.68	0.62	0.42

The properties of cast-iron are also largely influenced by the amounts of silicon, phosphorus, sulphur, and manganese which are present.

White Iron is formed when the furnace is working on a heavy burden or at a comparatively low temperature. It is very hard and brittle, and when fractured presents a very close grain. It melts at a lower temperature than grey iron, is less liquid, and after cooling is often found to be vesicular or honey-combed from the evolution of gas given off as the metal cools.

Grey Iron, on the other hand, is produced at a higher temperature, has an opened grained fracture and melts to a thinner liquid, being thus better adapted for fine castings than white iron.

Mottled Iron is intermediate in its properties between white and grey iron.

Spiegel or *Specular Iron* is a variety of white iron, in which manganese is present as an essential constituent, and contains a large proportion of carbon, varying from 3.5–6 per cent., practically all of which is in the combined form. It is extremely hard and brittle, and has a specific gravity of 7.6–7.7. When the alloy contains more than about 25 per cent. of manganese

¹ Quoted by Turner, *Met. of Iron*, 212.

it attains a granular structure and is termed *ferromanganese*. These two varieties are largely used in the manufacture of steel by the Bessemer and open hearth processes.

A series of analyses of cast-irons is given in the table on p. 1164.

MANUFACTURE OF WROUGHT- OR MALLEABLE-IRON.

540 Malleable-iron can be produced, either by the direct reduction of the ore under such circumstances that it cannot take up sufficient carbon, &c., to convert it into cast-iron, or indirectly from cast-iron by the removal of carbon and some of the other constituents.

(I.) THE DIRECT REDUCTION OF MALLEABLE-IRON FROM THE ORES.

541 *Iron Furnaces*.—The simplest form of the iron furnace is that used at the present day on the west coast of India, as well as in the Deccan and Carnatic, and amongst the hill tribes. The low-caste Hindoos who work in iron wander from place to place and build up their simple apparatus where they find fuel and ore; this latter consisting generally of magnetic oxide or brown hæmatite. The furnaces are built on the ground and constructed in the form of a round shaft or chimney, from 2 to 4 feet in height, having a diameter at the bottom of from 10 to 15 inches, and at the top of from 6 to 12 inches. At the lower part there are two openings, one of which serves for the blast and the other for the exit of the slag which is formed by the silicates contained in the ore, as well as for the extraction of the bloom of iron. The bellows are usually made from a goat's skin or a buffalo hide, furnished with bamboo tubes. As soon as the furnace is warmed with charcoal, layers of the broken ore and charcoal are built in the shaft, and after from 4 to 6 hours a porous bloom of iron is obtained, varying in weight from 5 to 30 lbs., and this is then worked under the hammer. Throughout Central India and in the north-east provinces the manufacture of iron is somewhat further advanced, the furnaces being larger and of a similar character to those which have been or are still in use in various parts of the world, as in Africa, Borneo, and certain parts of Europe. In many localities

in England furnaces were erected on high ground, so as to take advantage of the prevailing wind to increase the draught. The word "hammer," which frequently occurs in place-names in the south of England, usually marks the location of one of these old smelting works with its accompanying forge. Even to the present day the direct reduction of malleable-iron from the ores is carried on in some European localities, especially in the Pyrenees and in certain districts of Spain, where a peculiar forge, termed the *Catalan forge*, is employed. The hearth of this furnace is about 3 feet long, 2 feet wide, and about 3 feet deep; at one side is an opening through which a tuyère is placed. The blast is supplied by the air carried down by a jet of falling water in a blowing machine termed a *trompe*. According to the size of the hearth the quantity of ore employed varies from 3 to 10 cwt., and this requires about its own weight, or rather more, of charcoal, and yields about 33 per cent. of iron. The ores employed are partly hæmatite and partly brown iron ore or spathic iron; the latter ores are previously roasted in order to expel water or carbon dioxide. At the beginning of the operation a weak blast is employed in order that the metal may be reduced by the carbon monoxide. The temperature is afterwards increased and pasty masses or blooms of metallic iron are obtained, which need only to be brought under the hammer to yield marketable bar iron. By a similar process the Elba specular iron has been worked up to within recent times in Corsica. In the United States, especially in districts where charcoal is plentiful, similar *bloomery forges* are still worked with a hot blast of air. Some of these forges are capable of turning out a bloom of 300 pounds weight every three hours. The high bloomery furnace or "Stückofen" of the Germans is a blast-furnace formerly in use in Carniola, and elsewhere, for the direct production of iron from the ore by reduction with charcoal. The process is, however, an expensive one owing to the large quantity of charcoal needed, and it has been superseded by other and cheaper methods.

(II.) PRODUCTION OF MALLEABLE-IRON FROM CAST-IRON.

542 The change which occurs in the conversion of cast- into malleable-iron consists essentially in the removal of a large proportion of the carbon, silicon, sulphur, phosphorus and

manganese from the former, and is effected by oxidation in the presence of some substance which can unite and form a fusible slag with the silica and phosphoric oxide produced. As the removal of carbon, &c., proceeds, the melting point of the iron rises, so that at a certain stage the metal begins to solidify. It is then worked into a porous ball or bloom and hammered in order forcibly to squeeze out the slag which is contained in the pores.

In the older processes, the most important of which are the Styrian, Walloon and South Wales processes, the oxidation is carried out in open-hearth furnaces, similar in general principle to that shown in Fig. 241. The cast-iron is simply melted on the hearth and exposed to a blast of air, by which it is partially oxidised. The oxides of iron thus produced react with the various constituents of the cast-iron and convert them into their oxides, which either escape in the gaseous form (carbon) or unite with another portion of the oxide of iron to form a slag (silicon, phosphorus), whilst the oxide of manganese unites with a portion of the silica. This process is specially adapted for white iron, and when grey iron is used, the first melting (*refining*) simply converts it into white iron without greatly altering the total amount of carbon present, most of the silicon being at the same time removed. A second similar operation (*fining*) is then necessary for the production of a satisfactory malleable-iron.

The Puddling Process.—In 1784 Henry Cort introduced the puddling process, the essential feature of which is the use of a reverberatory furnace instead of an open-hearth furnace for the oxidation of the constituents of the cast-iron. In the older form of the process the oxidation was chiefly effected by the oxygen of the air, the reactions being precisely similar to those which occur in the open-hearth process (p. 1183). Like the latter it was also only applicable to white iron, and hence necessitated a preliminary *refining* of the metal when grey iron was employed. This was carried out in the furnace shown in vertical section and plan in Figs. 241 and 242. The metal was charged along with a sufficient quantity of coke on to the hearth A, and there melted and exposed to the blast from six tuyères. When the oxidation had proceeded far enough to reduce the percentage of silicon to the requisite point, the tap-hole was opened, the iron allowed to run into moulds, and the cast-iron cooled by water. The refined iron is highly crystalline, white, and

brittle, the carbon being contained in the combined state. The following analyses by Abel of pig-iron, before and after




FIG. 241.

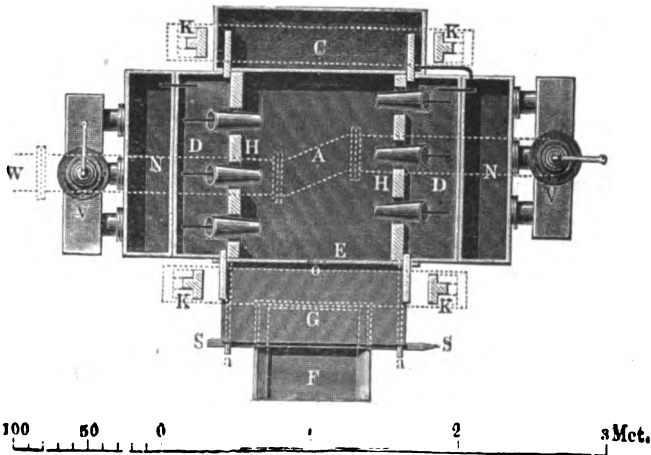


FIG. 242.

refining, from Königshütte in Silesia, give the different percentages of silicon, phosphorus and sulphur, and show that

in this process the silicon is largely eliminated, whilst sulphur and phosphorus are less affected; the total amount of carbon, moreover, is not much altered.

	Pig-iron.	Refined-iron.
Silicon	4.66	0.62
Phosphorus	0.56	0.52
Sulphur	0.04	0.03

The slag obtained in this process, known as *refinery-slag*, forms, when cold, a dark crystalline mass, with an almost metallic lustre. It consists chiefly of ferrous silicate, Fe_2SiO_4 , in which, however, a part of the iron may be replaced by manganese, calcium, magnesium, &c. Not infrequently distinct crystals of olivine, $(\text{Mg},\text{Fe})_2\text{SiO}_4$, have been found.

The refined iron was then melted on the bed of a reverberatory furnace and stirred by means of iron instruments, so as to expose it thoroughly to the air. As soon as the oxidation had been carried out to a sufficient extent, the metal was removed and treated as already described.

The Modern Puddling Process.—In England and other countries where grey pig is largely made, the preliminary process of refining has been done away with, and the pig-iron is at once submitted to the operation of puddling without previous refining, the process being termed “pig-boiling.”

An ordinary puddling furnace is shown in elevation, section, and plan in Figs. 243, 244, 245. The bed or hearth of the furnace (*h*) is supported by a cast-iron plate; at each end of the hearth, which is usually 6 feet long, is a wall built of firebrick, one end being called the fire-bridge (*b*), and the other the flue bridge (*d*). The bottom and side plates of the hearth are lined with a coating of tap-cinder, which is heated until it becomes soft, and is then spread evenly over the floor of the hearth. Above this is placed a coating or “fettling” of ferric oxide of about $1\frac{1}{2}$ inches in thickness, and this is renewed from time to time as it wears away. Neither of these coatings is shown in the figures. The fire-bars, which are sometimes placed in a slanting position, are seen at (*r*), and the area of the grate should be from one-half to one-third of that of the bed. A powerful draught is obtained by means of a brick chimney, the top of which is furnished with a damper, which can be opened and shut at will by the workman by means of a handle, and thus the passage of air through the furnace regulated. In some furnaces gas is employed with a Siemens




FIG. 243.

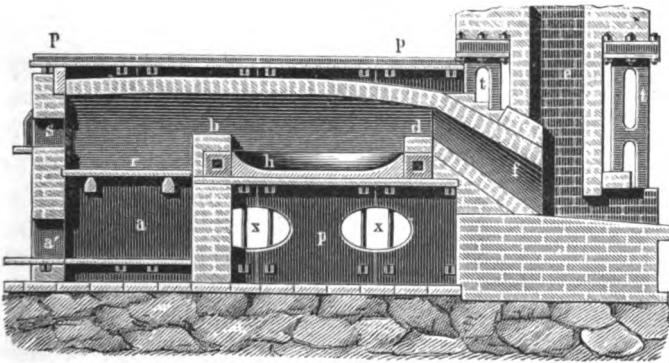


FIG. 244.

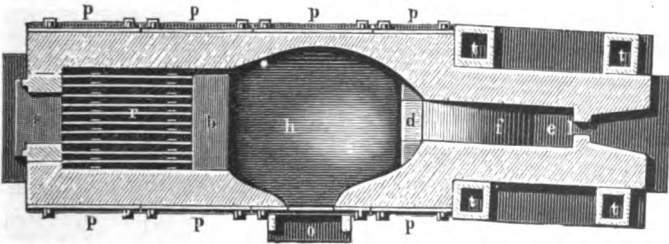
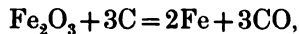


FIG. 245.

regenerator, and in America, petroleum, or even the gas from the petroleum springs, has been used as a source of heat.

The distinguishing feature of the modern process consists in the fact that the iron is fused in contact with the oxides of iron which are present in the fettling, and with a fusible slag which is added to each charge. In this way the oxidation of the carbon, &c., is mainly carried out at the expense of the oxygen of the fettling, and since an equivalent amount of metallic iron is thus produced the loss is rendered much smaller. In some cases, indeed, the malleable-iron produced weighs more than the original pig. The time required for the oxidation is also greatly lessened, the whole operation only lasting two hours. As soon as the charge has been completely melted, it is well stirred, so that it is thoroughly exposed to the action of the fettling and of the air. It is then allowed to cool somewhat and well mixed, whilst in a pasty state, with the oxide of iron present. This brings about the oxidation of the carbon with formation of carbon monoxide, probably according to the equation :



and the escape of this gas causes the whole mass to swell up or "boil." The iron then gradually subsides a little into a porous mass, or as it is termed "comes to nature," and is worked into balls which are removed from the furnace and hammered to get rid of the fusible slag and to weld the porous iron into a homogeneous mass, this process being completed by passing the metal through the rolling mill. It is to this treatment that the characteristic fibrous structure of the wrought-iron is due.

Mechanical Puddling Process.—In order to avoid the heavy manual labour necessary in the ordinary puddling processes, revolving puddling furnaces have been invented by Danks, Roe¹ and others. These furnaces are in use to a small extent, but have not been generally adopted.

543 The following analyses made by J. G. Snelus give an idea of the consecutive chemical changes which take place in the passage from cast- to wrought-iron: (a) is the mottled Cleveland iron which was puddled in the Danks revolving furnace; (b) a portion taken out when melted; the composition ten minutes later is shown by (c); after a lapse of twenty minutes by analysis (d); the composition of the bloom is shown in (e); and of the puddled bar in (f): αC stands for combined carbon, and βC for graphite:

¹ *Journ. Iron and Steel Inst.* 1906, 3, 264.

	Fe.	αC.	βC.	Si.	P.	S.	Mn.
<i>a</i> . .	93·19	1·45	1·38	1·24	1·49	0·11	0·63
<i>b</i> . .	95·03	2·83	—	0·82	0·91	0·09	—
<i>c</i> . .	96·46	2·80	—	0·20	0·58	—	—
<i>d</i> . .	98·09	1·17	—	0·05	0·52	—	—
<i>e</i> . .	98·40	0·15	—	0·09	0·45	—	—
<i>f</i> . .	97·13	0·15	—	0·14	0·47	0·04	0·14

It will thus be seen that the silicon is first burned out along with most of the manganese and phosphorus, whilst the carbon afterwards disappears.

Almost the whole of the phosphorus contained in the pig is found in the slag or *tap-cinder* as phosphide and phosphate; the sulphur is left in the cinder as iron sulphide. The *tap-cinder* is rich in iron, and is difficultly reducible; but it is nevertheless employed for the manufacture of a common kind of iron. The following analyses of *tap-cinder* give an idea of the composition of this material:

Analyses of Tap-Cinder.

SiO ₂ .	FeO.	MnO.	Fe ₂ O ₃ .	Al ₂ O ₃ .	CaO.	MgO.	P ₂ O ₅ .	S.	Analyst.
7·71	66·32	1·29	8·27	1·63	3·91	0·34	8·07	1·78	Riley.
11·76	58·67	0·57	17·00	2·84	2·88	0·29	4·27	3·11	„
29·60	48·43	1·13	17·11	1·28	0·47	0·35	1·34	1·61	Percy.

544 *Properties of Malleable-Iron.*—Good hammered and rolled bar-iron, when it contains from 0·1 to 0·25 per cent. of carbon possesses a fibrous texture, but when the amount rises to 0·5 or above it possesses a granular or crystalline structure. Fibrous iron is soft and possesses a grey colour; granular iron is harder and has a dead silvery lustre. The hardness of iron increases with the amount of carbon. Malleable-iron melts at from 1,500° to 1,400°,¹ according to the amount of carbon which it contains. The physical properties of commercial malleable-iron vary widely, being largely influenced by the nature and amount of the impurities which the iron contains; thus, for instance, sulphur imparts to iron the property of becoming brittle when hot, or, as it is technically termed, “red-short,” whilst phosphorus renders iron weak at the ordinary temperature, when the iron is said to be “cold-short.” Cold-short iron exhibits a peculiar fracture, and the property of cold-shortness apparently depends upon a peculiar crystalline condition of the iron, so that it

¹ Carpenter and Keeling, *Journ. Iron and Steel Inst.* 1904, 1, 232.

appears probable that the method of manufacture as well as the percentage of phosphorus has an influence in producing this defect.

Malleable-iron of good quality should have a minimum tensile strength of 22 to 25 tons per square inch with the grain and 18 to 20 tons per square inch across the grain; it should show an elongation of 18 to 25 per cent. on eight inches, and should bend nearly double without fracture.

(III.) THE MANUFACTURE OF STEEL.

545 Steel was obtained in early times directly from the ore in a similar manner to malleable iron.

Homer sings—

And as when armourers temper in the ford,
The keen-edged pole-axe, or the shining sword,
The red-hot metal hisses in the lake ;
Thus in his eyeballs hissed the plunging stake.

POPE'S *Odyssey*, book ix.

These remarks evidently apply to steel, as wrought-iron cannot be thus tempered. The Chalybes on the coast of the Black Sea were renowned for their ability in working the iron ores into steel, and the Greek name for steel, *χάλυψ*, appears to have been derived from the name of this tribe.

The older chemists looked upon steel as a peculiarly pure form of iron, and "Basil Valentine," in his *Last Testament*, terms it the "hardest, purest, most malleable iron." Lemery held peculiar views respecting steel. In his *Cours de Chymie*, published in 1675, he says: "Le fer est un métal fort poreux, composé de sel vitriolique, de soufre et de terre mal lié et digéré ensemble. On le réduit en acier par le moyen des cornes ou des ongles d'animaux, avec lesquelles on le stratifie et ensuite on le calcine; ces matières contenant beaucoup de sel volatile qui est alcali, tuent les acides de fer qui tenoient ses pores ouverts, et le rendent plus compacte."

Stahl considered iron to be an impure metal containing earthy materials, whilst steel was the pure metal saturated with phlogiston. Similar views were held by the later chemists. Bergman was the first to distinguish chemically between wrought-iron, steel, and cast-iron. He found that the first when dissolved in acids yielded the largest quantity of inflammable air, steel

somewhat less, whilst cast-iron gave the smallest quantity; hence he concluded that steel contained less phlogiston than wrought-iron. He also showed that cast-iron contained more graphite than steel, and this more than wrought iron, and hence he concluded that cast-iron was converted into steel by loss of graphite and by absorption of phlogiston, whilst he supposed that when steel was produced from wrought-iron the opposite reactions occurred. Rinnman in 1782 developed similar views, and he especially insisted that malleable iron was a perfect metal, and was converted into steel by absorption of phlogiston, but that this phlogiston was not the substance usually thus designated, but plumbago. In 1786 Monge, Vandermonde and Berthollet published a research proving that the difference between the various kinds of iron is mainly determined by the variation in the amount of carbon which they contain, but the many doubtful points which remained were only cleared up by the comprehensive researches of Karsten and Sefström.¹

As already explained (p. 1146), the amount of carbon present has now been found not to provide a convenient distinction between malleable-iron and steel, since specimens of these may contain the same amount of carbon and yet possess very different properties, owing to the difference in their internal structure.

Steel can be made in a very large number of different ways, the principles of which may be roughly summarised under the following heads:

- A. Directly from the ore.
- B. From malleable-iron.
 - 1. By simple fusion.
 - 2. By the direct addition of carbon, accompanied or followed by fusion.
 - 3. By fusion accompanied by the addition of more highly carburised metal.
- C. From cast-iron.
 - 1. By the removal of carbon.
 - 2. By the addition of a less highly carburised metal, such as malleable-iron.

Many of the processes actually adopted involve two or more of these methods, and the number of different processes now

¹ Percy, *Iron and Steel*, p. 116.

employed is very large, but only two or three of the most important and typical methods are here described.

546 *The Cementation Process.*—Fifty years ago the only method by which steel could be made was the decarburisation of the cast-iron in the puddling furnace, and the subsequent re-carburisation of the puddled bar by the cementation process. The product was then either fused in a crucible, yielding cast-steel, or drawn out under the hammer, whereby tilt-steel or shear-steel was obtained.

The cementation method of preparing cast-steel is mentioned by Agricola in his *de re Metallica*, whilst that of hammered or tilt-steel was first described by Réaumur in 1722.

In the manufacture of steel by the cementation process carbon is added to the otherwise pure wrought-iron. This is carried on in the furnace shown in Figs. 246 and 247. Into




FIG. 246.




FIG. 247.

the furnace are built two square boxes or "converting pots," c c, Fig. 247, of infusible fire-brick; and in these are placed the bars of iron which are to be converted into steel. The flames from a fire placed in the hearth (g) play round these boxes. The iron which has to be converted into steel is usually in the form of straight bars about 3 inches (75 mm.) broad, and 0.75 inch (18 mm.) thick, which are somewhat shorter than the converting pot in which they are placed. The interstices between the bars when piled in the pot are filled up with powdered charcoal or soot, technically termed "cementing powder," a thick layer of the charcoal being placed on the top

of the bars, and the whole mass plastered over with grinders, waste. The total weight of iron contained in each box is from five to six tons. The fire is gradually raised to a full red-heat, or to about the melting point of copper, and is maintained at this point for about seven to ten days, according to the quality of steel which is needed. Spring-steel requires seven days, shear-steel eight days, and steel for welding from nine to ten days. During the operation trial bars are removed by the openings (c) from the ends of the chests, and when it is found that the bar-iron has been completely converted into steel the furnace is allowed to cool, and after several days the charge is removed. The steel bars thus obtained retain the form of the original iron, but in physical properties they differ considerably from the original. Thus the coloured surface of the fractured bar of steel has no longer the bluish tint of malleable-iron, but has acquired a reddish tint, not very different from that of bismuth, and the texture has become distinctly crystalline. The steel is also much more fusible than malleable-iron, and a varying amount of carbon has been taken up.

The following is an analysis by David Forbes of cementation-steel made at Sheffield from Swedish iron :

Combined Carbon	Graphitic Carbon.	Silicon.	Sulphur.	Phosphorus.	Manganese.
0·627	0·102	0·030	0·005	0·000	0·120

An English cement-steel was found by Berthier to contain 1·87 per cent. of total carbon, and 0·10 per cent. of silicon, the remainder being iron.

A remarkable alteration of the surface is likewise noticed in the passage of wrought-iron into steel, it being covered with blisters or blebs, and hence it is termed *blisters-steel*. The formation of these blisters is undoubtedly due to the production of gas within the bar, but the exact nature of this gas is somewhat doubtful. Probably it arises from the combination of a part of the carbon with oxygen derived from particles of oxide of iron contained in the interior of the bar. The bars are finally cut up, sorted according to their quality as indicated by the fracture, melted in plumbago crucibles, and finally cast in ingots.

Various hypotheses have been proposed to account for the phenomena observed in the cementation process. According to one view, the carbon is absorbed from the exterior and passes

to the interior of the bar partly from the solid carbon, partly from the carbon monoxide formed by its partial combustion, and partly from the hydrocarbons derived from the hydrogen contained in the charcoal. The probability of the view that the carbon monoxide is the active agent is strengthened by the fact observed by Graham, that red-hot iron has the power of absorbing from eight to ten times its volume of this gas. Others have assumed that the carburisation is brought about rather by the hydrocarbons than carbon monoxide, and that it is especially effected by the vapours of the potassium cyanide, formed by the action of potassium carbonate and carbon upon the nitrogen contained in the air still left in the boxes, and in support of this hypothesis it is stated that the cement powder loses its power after it has been used for some time and has lost its alkalis. It is also a well-known fact that the cyanides of the alkali metals have the power of giving up carbon to iron.

It also appears probable that the carburisation of the iron may be due in part, if not altogether, to an actual diffusion of the solid carbon into the bars, the blister-steel being therefore a "solid solution" of carbon in iron. This phenomenon would then be analogous to the inter-diffusion of metals in the solid state which has been described by Roberts-Austen (p. 87).

547 Crucible Steel.—The cast-steel made by melting cemented bars in a graphite crucible is of excellent quality, and is employed for the best classes of cutlery. Many other qualities of steel may also be obtained by the use of crucibles as already indicated; iron of various qualities being melted with carburising or decarburising materials, or with iron of a different carbon content.

One of these processes suggested by Karsten, but first carried out on the large scale by Krupp of Essen, consists in fusing pure wrought-iron with the requisite quantity of spiegel. The progress which was made in the manufacture of cast-steel by this process is illustrated by the fact that one of Krupp's cast-steel six-pounder guns, weighing about 1000 kilos., exhibited in 1851, was considered a marvel, while in 1873 the same firm exhibited, in Vienna, a cast-steel block weighing 52,500 kilograms, for the purpose of casting which 1,800 melting-pots, each holding thirty kilos. of steel, were employed.

In other cases malleable-iron is melted with charcoal, or with cast-iron; or again, cast-iron is melted with iron ore. In

all cases the molten metal cannot be immediately poured into the ingot mould, as the castings produced would then be full of vesicles. It is therefore allowed to remain in tranquil fusion for some time before pouring, or ferro-aluminium is added, and the metal at once poured. The castings are then found to be sound and free from vesicles.

548 Bessemer Steel Process.—Since the year 1856 a complete revolution has taken place in the iron industry, and this has mainly been caused by the discovery of a method for manufacturing cast-steel, on the large scale, from cast-iron. This discovery was made by Bessemer,¹ and first communicated in a paper read before the Mechanics Section of the British Association, at its Cheltenham meeting, in 1856, and entitled "The manufacture of malleable-iron and steel without fuel." The process consists in removing the carbon, silicon, and manganese contained in cast-iron by oxidising them by means of a blast of air blown through the molten metal, the heat evolved by the oxidation being sufficient to keep the whole in a liquid state until the cast-iron is converted into steel, which is thus effected without the intermediate laborious and costly processes of puddling and cementation. The first experiments which were made were unsuccessful, for although by this process the carbon and silicon can be removed, the phosphorus and sulphur which are contained in the pig remain in the finished steel, and for this reason the ordinary impure English cast-iron yielded unsatisfactory results. The case, however, was otherwise when the pure Swedish charcoal-pig was used; indeed, the first real success in working the process was achieved with this iron at the Högbo Ironworks, at Sanviken, and this was followed by the successful use of grey iron made from the Ulverston hæmatite, and now technically known as *Bessemer-pig*. Other difficulties then arose such as the too complete oxidation, when the whole of the carbon is burnt out, a mass of pasty wrought-iron being produced instead of liquid steel. This was overcome by the important suggestion made by Mushet² of the addition of spiegel at the end of the operation in such quantity as is necessary for the conversion of the whole of the wrought-iron into steel.

The oxidation is carried on in an egg-shaped vessel, termed the converter (Figs. 248, 249), made of wrought-iron plates bolted

¹ Patent, Dec. 7, 1855. No. 2768.

² Patent, Sept. 22, 1856.




FIG. 248.




FIG. 249.

firmly together and lined with an infusible siliceous rock termed gannister, which is ground, moistened with water and applied in

the form of a paste to the interior. The lower portion is an interchangeable bottom, consisting of a shallow lower section of the vessel with tuyère-box or wind-box and tuyères, together with the necessary arrangements for fixing these in their places. This bottom is attached to the vessel in such a manner that the narrow space between it and the vessel lining may be rammed with plastic gannister by men working outside of the vessel, and this joint can be easily made at once upon pulling away the old bottom. This arrangement is of great advantage, inasmuch as by its use the number of blows per diem can be considerably increased. The pig-iron, which must be free from phosphorus and sulphur, is first melted in a cupola, and from five to twelve tons of this run into the converter, either directly from the cupola or from an intermediate ladle, the mouth of the converter being lowered to the proper angle to receive the molten metal. The converter is then gradually raised to the vertical position; at the same time a moderate blast of air is forced through the tuyères by means of the pipes L N and D, the pressure of the blast being afterwards raised to from eighteen to twenty pounds per square inch.

The combustion of the silicon, manganese, and carbon, as also of a portion of the iron, then begins, and the temperature rises to a point sufficiently high to keep the metal liquid. In the first part of the blow the graphite is converted into combined carbon, and a highly siliceous slag is formed, a portion of the silica being derived from the lining. When the first period is complete, an orange-yellow flame edged with blue appears at the mouth of the converter, and the second period, termed the "boil," then begins. In this, the slag containing oxide of iron oxidises the carbon, with formation of carbon monoxide which escapes throughout the mass giving to it the appearance of a boiling liquid. During this period particles of the slag and molten iron are thrown out from the mouth of the converter, and a very brightly luminous flickering flame makes its appearance, accompanied by a rapid stream of sparks due to the combustion of the particles of iron. After the lapse of from six to eight minutes the intensity of the action diminishes, the shower of sparks ceases, and suddenly the flame disappears or is said to drop. The whole of the carbon has now been oxidised, and, if the blast be left on, the combustion is continued at the expense of a portion of the iron. Hence, the force of the blast is now lessened, the converter inclined, then the blast stopped, and the requisite amount of fluid

spiegel or ferromanganese introduced to bring the steel to the requisite degree of carburisation. The blast is then turned on again for a few seconds, or the mixture is simply allowed to stand for a short time, and the whole mass poured out into the ladle. After standing for a few minutes in the ladle the fluid steel is cast into ingot moulds, and the cast-steel worked up under the hammer and in the rolling mill. The whole process lasts from twenty to thirty minutes, and in this time from five to twelve tons of cast-iron are converted into nearly the same weight of cast-steel.

549 The chemical changes which the cast-iron undergoes in the various stages of the Bessemer-process, as well as the composition of the slags obtained, are exhibited in the following table:

(a) Composition of the pig-iron used (3,517 kilos). (b) After the first period of twenty-eight minutes' blow. (c) After the second period of seven minutes' blow. (d) After the third period of three minutes' blow. (e) Finished steel (3,058 kilos.) after the addition of 168 kilos. of spiegel.

Composition of Bessemer-metal. No. 1.

	a.	b.	c.	d.	e.
Graphite	3·180	—	—	—	—
Chem. comb. carbon . .	0·750	2·465	0·909	0·087	0·234
Silicon	1·960	0·443	0·112	0·028	0·033
Phosphorus	0·040	0·040	0·045	0·045	0·044
Sulphur	0·018	trace	trace	trace	trace
Manganese	3·460	1·645	0·429	0·113	0·139
Copper	0·085	0·091	0·095	0·120	0·105
Iron	90·507	95·316	98·370	99·607	99·445

Composition of Bessemer-slag.

	a.	b.	c.	d.	e.
Silica	40·95	46·78	51·75	46·75	47·25
Alumina	8·70	4·65	2·98	2·80	3·45
Ferrous oxide	0·60	6·78	5·50	16·86	15·43
Manganous oxide	2·18	37·00	37·90	32·23	31·89
Lime	30·36	2·98	1·76	1·19	1·23
Magnesia	16·32	1·53	0·45	0·52	0·61
Potash	0·18	trace	trace	trace	trace
Soda	0·14	trace	trace	trace	trace
Sulphur	0·34	0·04	trace	trace	trace
Phosphorus	0·01	0·03	0·02	0·01	0·01

The following tables contain analyses of two other series of samples of Bessemer-metal, taken at the end of each period of

the process. As in the first Table, (a) represents the pig, and (e) the finished steel.

Composition of Bessemer-metal. No. 2.

	a.	b.	c.	d.	e.
Graphite	2.519	—	—	—	—
Chem. comb. carbon . . .	1.000	3.040	1.640	0.190	0.370
Silicon	2.260	0.955	0.470	trace	trace
Phosphorus	0.073	0.070	0.070	0.070	0.059
Sulphur	0.107	0.091	0.098	0.093	0.090
Manganese	0.410	—	—	—	0.649

Composition of Bessemer-metal. No. 3.

	a.	b.	c.	d.	e.
Graphite	2.070	—	—	—	—
Chem. comb. carbon . . .	1.200	2.170	1.550	0.097	0.566
Silicon	1.952	0.759	0.635	0.020	0.030
Phosphorus	0.048	0.051	0.064	0.067	0.055
Sulphur	0.014	trace	—	—	—
Manganese	0.086	—	—	—	—
Copper	—	—	—	—	0.039

Analyses No. 2 were made by Baker, at the Atlas Works, Sheffield. Analyses No. 3, by Snelus, at Dowlais.

Converter Gases.—Snelus has investigated the composition of the gases issuing from the converter. When the charge lasted eighteen minutes he found the following results on analysis of the gases drawn out at the times after the commencement of the blow given in minutes in the first horizontal column :

	2.	4.	6.	10.	12.	14.
CO ₂	10.71	8.59	8.20	3.58	2.30	1.3
O	0.92	—	—	—	—	—
CO	—	3.95	4.52	19.59	29.30	31.11
H } N }	88.37	{ 0.88 86.58	{ 2.00 85.28	{ 2.00 74.83	{ 2.16 66.24	{ 2.00 65.55

Elimination of Phosphorus.—It was at first supposed that the non-elimination of phosphorus in the Bessemer-process was due to the high temperature, and that if the process could be conducted at a lower temperature, as in puddling, all the phosphorus would be found in the slag. Messrs. Thomas and Gilchrist¹ and Snelus have, however, proved that it is possible completely to eliminate phosphorus in the Bessemer-process by using a basic lining of calcined dolomite for the converter instead of the usual siliceous one, phosphate of lime and

¹ *Journ. Iron and Steel Institute*, 1879, 1, 120.

magnesia being produced. This is known as the "basic" process, and is now largely in use in the case of phosphorus-pig; it constitutes one of the most important advances in metallurgy, since it renders possible the direct production of steel from ordinary pig-iron, such as Cleveland pig, which contains comparatively large quantities of phosphorus.

The process is carried out in the main like the ordinary Bessemer-process, but differs from it in one or two points. A certain amount of lime is placed in the converter and heated by the combustion of a small quantity of coke before the molten pig is run in. The blow is then conducted in the ordinary way, but when the flame has dropped the blow is continued, and it is in this "after blow" that the phosphorus is chiefly removed. This is well shown in the following table, which gives the results of a "blow" by the basic process: (a) gives the composition of the Cleveland pig, (b) after five minutes' blow, (c) after ten minutes, (d) after fifteen minutes, (e) after eighteen minutes. As soon as the phosphorus has been removed, a point which is indicated by the appearance of the fracture of a small sample of the metal, the process is concluded in the usual way by the addition of spiegel or ferromanganese. The slag, which contains the whole of the phosphorus in the form of phosphate, is now ground and sold as a valuable manure.

	a.	b.	c.	d.	e.
Carbon	3·50	3·55	2·35	0·07	trace
Silicon	1·15	0·50	0·09	trace	0·00
Manganese	0·71	0·56	0·27	0·12	trace
Phosphorus	1·57	1·60	1·43	1·22	0·08
Sulphur	0·16	0·14	0·13	0·12	0·10

Application of the Spectroscope to the Examination of the Bessemer Flame.—It has already been stated that the point at which the flame drops is that at which it is found by practice to be necessary to stop the blast, but it is not always easy to hit this point with accuracy; and if the blow be stopped a few seconds too soon, or carried on for a few seconds too long a time, the quality of the resulting steel suffers. The application of the spectroscope to the determination of this point was made by Roscoe in 1863,¹ and has since been investigated by Watts, Lielegg, Snelus, Hartley, and others. It appears from these experiments that the point of complete decarburisation can be most exactly and easily determined by the sudden disappear-

¹ *Man. Phil. Soc. Proc.*, 1862-3, 3, 57.

ance of certain absorption-bands observed in the spectrum of the flame. These bands, however, are not due in themselves to carbon, but to the presence of the oxides of manganese (Watts), the disappearance of this metal from the molten steel being simultaneous with that of the carbon.

550 *Open-Hearth Processes.*—In these methods a reverberatory furnace is used, such as that shown in Figs. 250, 251 and 252, which represent a 12-ton Siemens regenerative steel furnace. Fig. 250 gives the vertical section, Fig. 251 the side elevation, and Fig. 252 a transverse section through the line AB, Fig. 250. The furnace works on the regenerative system exactly as described on page 569; CC' and DD' are the chambers used for absorbing the waste heat of the furnace and for heating the gas and air; *k* is the hearth of the furnace, made of infusible siliceous material in the acid process and of dolomite in the basic process, which latter is used when the pig-iron contains phosphorus.

In the simple Siemens process a charge of pig-iron, together with scrap-iron or steel when available, is put on the hearth of the furnace and melted. When the charge is fused, iron ore in the form of hæmatite is added from time to time. A violent reaction takes place on the addition of the ore, slag first being formed by the oxidation of the silicon present to silica, which combines with ferrous oxide of the ore.

After the silicon has been oxidised and removed, the metal "comes to the boil," the carbon present being oxidised by the basic ferrous slag, carbon monoxide being evolved and a certain amount of iron liberated. The end of the process is determined by the quality of steel required, and is tested by taking out a small sample and judging by the fracture obtained.

When the process is finished, the metal is tapped and a small amount of ferromanganese added to deoxidise and recarburise it.

Instead of charging the furnace with pig-iron, liquid metal¹ is sometimes used direct from the blast furnaces, as this considerably shortens the time necessary to work off a charge.

In the basic open-hearth process, employed for making steel from phosphoric pig-irons, a certain amount of lime and limestone is charged in with the pig, ore and scrap, and further quantities are added during the working, in order to keep the

¹ The use of fluid metal in the open-hearth furnace, Riley, *Journ. Iron and Steel Inst.* 1900, 1, 22.




Fig. 260.




FIG. 251.

slag basic, the final slag containing from 40 to 50 per cent. of lime.

551 *Tilting Furnaces.*—Tilting furnaces¹ have been recently introduced to overcome the difficulties of tapping large charges from the furnaces. Of these the Wellman rolling-furnace is an example, in which the furnace is a strong steel shell lined with silica bricks. Underneath the body of the furnace are two curved rockers which roll on strong steel standards with horizontal surfaces. When pouring off slag or steel,




FIG. 252.

the furnace is rocked forward by means of two hydraulic cylinders mounted on trunnions at their lower ends, and having the upper ends of their piston-rods attached to the pouring side.

Many modifications of the open-hearth process are now in use. Among these may be mentioned the Bertrand-Thiel² process, in which two or more furnaces are used to complete the operation. As generally practised, two open-hearth furnaces are used, preferably placed at different levels, so that the metal can

¹ Head, *Journ. Iron and Steel Inst.* 1899, 1, 69.

² Bertrand, *Journ. Iron and Steel Inst.* 1897, 1, 115.

easily be transferred from one to the other. Both furnaces are basic-lined. The pig is charged into the first furnace and is worked in the usual way; the scrap to be used is charged into the second furnace and is heated up and oxidised; the molten steel from the first furnace is then run into the second, where a vigorous reaction takes place, the non-metals being rapidly eliminated. By this process the time needed for working off a charge is considerably shortened and the yield materially increased, especially when large tilting furnaces and molten iron are used.

Another important modification is the Talbot process,¹ for which large basic-lined tilting furnaces are used, which have a capacity of 50 to 75 tons. The week's run is commenced on Sunday evening with a charge of pig and scrap, the charge being worked down to steel in the usual way with ore and lime. When this metal is of the required quality, about one-third of the charge is poured off, the furnace is turned back, and a considerable quantity of oxide of iron is added to the slag. When this is thoroughly melted, a charge of molten pig-iron is run in to replace the amount tapped out. A vigorous reaction at once takes place between the oxide of iron in the slag and the non-metals present in the iron, with a great elevation of temperature, so that during this reaction the gas-supply employed for heating the furnace is cut off. After the metal has "boiled" for ten or fifteen minutes, the slag is partly poured off and the bath finished off with additions of ore and lime. About one-third of the charge is again run off and the process is repeated as before, until the end of the week, when the furnace is emptied for repairs. The chief advantages claimed for this process are a saving in fuel, an increase in output and yield, and a saving in charges for labour and furnace repairs.

552 Lastly *wootz*, or Indian steel, must be mentioned, a description of which was first published by Dr. Pearson in 1795. This is a product prepared by heating malleable-iron in small clay crucibles, in which small pieces of the wood of *cassia auriculata* are also placed, until the external portions begin to fuse. The product is then hammered frequently, and the steel thus consists of a mixture of two irons, one being rich and the other poor in carbon. It is extremely hard and elastic, and was highly prized by the ancients.

¹ The Open-Hearth Continuous Steel Process, Talbot, *Journ. Iron and Steel Inst.* 1900, 1, 33.

553 The ordinary Bessemer ingots are frequently found to be honeycombed and unsound from the presence of blowholes, and the same thing is found in all large steel castings. These blowholes are small cavities or bubbles distributed throughout the metal, and vary in size from visible holes to microscopic cavities. Many suggestions have been made for the prevention of blowholes, and one process largely used consists in exposing the molten steel during its solidification to enormous pressure by means of hydraulic machinery.¹ Casting under pressure was first attempted by Bessemer in 1856, but was reintroduced and rendered practicable by Whitworth in 1865.

For the production of sound castings and the elimination of blowholes, silicon and aluminium are often added to the molten steel, the silicon as ferro-silicon and the aluminium as metal; very little aluminium is required for the purpose, and in the finished steel generally only a trace can be found. The mode of action of these substances is not fully understood.

554 *Properties of Steel.*—The most characteristic property of high carbon steel is its power of assuming an almost adamantine hardness when quickly cooled, as when plunged into water. After this treatment it is extremely brittle, almost perfectly elastic, and so hard that it cannot be attacked by a file. This hardness and brittleness may be practically removed by annealing, that is to say, heating the steel to a high temperature and then allowing it to cool slowly. It may also be partially removed by a process of tempering which consists in heating the steel moderately and then allowing it to cool. The temper of steel depends upon the heat to which the steel is raised, and the workman judges as to the temperature by observing the various colours which the surface of the metal assumes during the progress of the operation. The tints thus observed are the colours of thin plates caused by the different thicknesses of the oxide formed on the surface. When the requisite tint is reached the object is quickly cooled by being plunged into water, brine, oil, &c. The hardest temper, such as is required for steel for surgical instruments, lancets, and razors, is that obtained at the lowest temperature; the tint employed for this purpose is that first reached, and is a light-straw colour, the temperature being about 230°. At 255° a brownish-yellow tint is attained, and steel thus tempered is best fitted for cold chisels and shears for cutting metals. At 265° the first shade of purple shows

¹ Capron, *Journ. Iron and Steel Inst.* 1906, 1, 28.

itself, and this is the temper employed for axes, plane-irons, and similar tools. A temperature of 277° gives a purple which is the tint for cutlery and cloth-shears, and for swords and watch-springs the metal is cooled when it has a bright blue colour, corresponding to a temperature of 288° . At higher temperatures, from 290° to 316° , steel assumes a dark-blue colour, and is used for shears, chisels, and especially for large saws.

The different degrees of heat may be obtained by dipping the several articles into a bath of carburised oil provided with a thermometer and heated up to the requisite temperature, although in ordinary cases this method is not carried out.

Damascening is produced by repeatedly welding, drawing out, and doubling up a bar composed of a mixture of steel and iron, the surface of which is afterwards treated with an acid. The surface of the iron retains its metallic lustre under the action of the acid, whilst that of the steel is left with a black firmly attached coating of carbon.

Case-hardening is effected by more highly carburising the surface of soft iron or steel. Objects of soft iron are heated, together with nitrogenous organic matter such as powdered charcoal, bone-dust, leather, &c., or potassium ferrocyanide, and thus a superficial coating of more highly carburised steel is given to them.

The *Harvey process* is of a similar character, and is now applied to armour plates in order to give them a hard surface capable of offering resistance to a modern projectile. This process is carried out by heating the plate of mild steel or nickel steel to about the melting point of cast-iron in contact with carbonaceous material, which is tightly rammed down upon its surface. When the surface of the plate has absorbed about 1 per cent. of extra carbon the plate is withdrawn from the heating chamber and quenched with cold water.

The following tables (p. 1190) give analyses (by Lambert) of various modern steels.

Manganese steel is very tough and is largely used for the jaws of rock breakers and other mining and mechanical machinery. Nickel is added to increase the tenacity and elastic limit, without reducing the ductility. Vanadium acts in a similar manner, but is much more efficient, 0.2 per cent. producing the same effect as 3 to 4 per cent. of nickel. Chromium increases the hardness, whilst tungsten and molyb-

denum prevent the softening effect of the increase of temperature of the tool.

	Carbon.	Man- ganece.	Silicon.	Phos- phorus.	Sulphur.	Copper.
Mild steel for structural work	0·247	0·476	0·063	0·052	0·049	0·054
Steel boiler plate	0·288	0·534	0·088	0·047	0·048	0·025
Steel rail, Indian Government	0·420	0·866	0·085	0·074	0·066	0·049
Steel tyre, N. B. Railway	0·534	0·902	0·248	0·045	0·054	0·038
Steel axle, British specification	0·320	0·756	0·186	0·038	0·035	0·051
Casting for hydraulic press	0·415	0·805	0·310	0·072	0·060	—
Casting for ship's stern frame	0·393	0·730	0·164	0·055	0·048	traces
Gun steel, British	0·385	0·648	0·182	0·038	0·035	0·029
Forged shaft for ship's propeller	0·345	0·555	0·096	0·040	0·042	0·055
Double shear steel	0·668	0·107	0·055	0·012	0·018	—
Spring steel, laminated, carriage	0·645	0·732	0·044	0·036	0·032	0·045
Tool steel for heavy work	0·750	0·468	0·238	0·021	0·018	0·022
Steel for swords, cutlasses, &c.	0·986	0·255	0·124	0·017	0·020	—
Dic steel for striking coins	1·085	0·264	0·133	0·011	0·009	traces
Tool steel for light work	1·274	0·252	0·148	0·018	0·012	—
Cast-steel for razors, surgical instruments, &c.	1·445	0·305	0·112	0·014	0·016	traces

	Carbon.	Man- ganece.	Silicon.	Phos- phorus.	Sulphur.	Special Element.
Hadfield's manganese steel	0·875	13·330	0·068	0·030	0·047	—
Ordnance steel	0·330	0·606	0·165	0·029	0·038	Ni, 3·94
Chrome projectile steel	0·807	0·505	0·246	0·012	0·055	Cr, 5·74
Self-hardening tool steel	0·650	0·190	0·608	traces	0·042	W, 9·87
American self-hardening tool steel	0·585	traces	0·034	0·009	0·014	Mo, 9·18
Steel for motor-car work	0·250	0·378	0·135	0·058	0·024	V, 0·144

555 *Recalescence of Steel.*—When ordinary steels, containing varying amounts of carbon, are allowed to cool from a temperature of about 1000°, it is found that at two or more temperatures the regularity of the cooling is interrupted, an evolution of heat taking place which prolongs the period required for the metal to cool through a given range of temperature. This phenomenon is known as recalescence, and the temperatures at which the retardation during cooling takes place are indicated by Ar_0 , Ar_1 , Ar_2 and Ar_3 ; as these changes are reversible, there is an acceleration of the heating on raising the temperature of the steels, and the temperatures at which this acceleration takes place are indicated by Ac_0 , Ac_1 , Ac_2 , and Ac_3 . These changes do not generally take place at the same temperature, the Ac point often being 30° higher than the corresponding Ar point.

The Ar_3 change¹ is only found in steels containing not more than 0.38 per cent. of carbon and varies from 900° in pure iron to 770° in a steel of this composition; the Ar_2 change takes place at about 770° ; the Ar_1 change takes place at about 700° ; and the Ar_0 change at about 600° . These changes are not equally well marked in all varieties of steel. The Ar_1 change is the most pronounced and can sometimes be observed when cooling down large masses, and it can also be rendered evident by allowing a heated bar of steel to cool when loaded with a weight, just insufficient to bend it when hot. When the iron reaches the temperature of recalescence, it is seen suddenly to bend.

556 Constitution of Steel.—Two views are held by different chemists as to the constitution of steel and the cause of hardening and of recalescence. Both agree in regarding the Ar_1 change as due to the formation of carbide of iron, Fe_3C . All carbon steels which are slowly cooled from above this temperature (700°) contain the greater portion of the carbon in the form of this carbide, whilst steel which is suddenly cooled from a higher temperature scarcely contains any of it.

According to one view (the "Allotropic"),² the two changes Ar_2 and Ar_3 mark the occurrence of allotropic changes in the iron present; the metal being supposed capable of existing in three allotropic forms, as γ -iron above Ar_3 , as β -iron between Ar_3 and Ar_2 , and as α -iron below Ar_2 ; of these varieties, γ - and β -irons are non-magnetic (see p. 1141). When heated steel is suddenly cooled, the γ - or β -form persists and the result is a hard and brittle metal; if the temperature be allowed to fall below Ar_2 , the α -form is produced and a soft metal is the result. In the absence of carbon, the β -form invariably passes into the α -condition, even when suddenly cooled, but carbon has a great tendency to retard this change, and thus, when present, keeps the iron in the hard form in quenched steels.

According to the second or "Carbon" view, the recalescence at Ar_3 marks the formation of an intensely hard sub-carbide of iron, $Fe_{24}C$, which remains unaltered if the metal be suddenly cooled. This carbide is easily decomposed by dilute acids with evolution of hydrocarbons, and it is actually found that when hardened steel is attacked by dilute acids, the greater part of the carbon is given off in this form. If the

¹ Carpenter and Keeling, *Journ. Iron and Steel Inst.* 1904, 1, 224.

² See Stansfield, *Journ. Iron and Steel Inst.* 1899, 2, 169; also 1900, 2, 317.

steel be cooled slowly, the carbide is decomposed at Ar_1 with evolution of heat into iron and carbide of iron, Fe_3C , and a soft metal is thus produced which leaves the greater part of its carbon behind in the form of Fe_3C when it is acted on by dilute acids. The change at Ar_2 is supposed to be an alteration in the crystallisation of the iron. The meaning of the Ar_0 change has not yet been ascertained.

The following are the most important constituents of steel :

Ferrite or pure iron occurs in trimorphic crystals with polygonal or rounded boundary lines produced by the interference of cubes or octahedra forming from a series of centres.

Pearlite.—A definite mixture of iron and carbide of iron Fe_3C , forming the eutectoid (p. 85). Pearlite contains 0·89 per cent. of carbon or 13 per cent. of Fe_3C ; the carbon being molecularly associated with only about 12 per cent. of the iron, 87 per cent. of the latter being in the free state.

Hardenite.—According to Arnold this constituent also contains 0·89 per cent. of carbon, but in this case the carbon is associated with about 99 per cent. of the iron. It is found in quenched steels.

*Austenite*¹ is a solid solution of carbon in γ -iron, and is produced by quenching steels above the Ar_{3-2-1} changes.

Martensite is a solid solution of carbon in β -iron, and is produced by quenching steels just below the Ar_3 change.

Troostite is a solid solution of carbon in α -iron, and is produced by quenching steels just below the Ar_2 change.

Sorbite is an emulsified form of pearlite in which the Fe_3C has not had time to segregate. It is formed by rapidly cooling the steel immediately after the Ar_1 change.

Sulphide of Iron is described by Arnold as occurring in masses or as a mesh-work in manganese-free steel and iron.

Sulphide of Manganese is very frequently present in steels as globules or cigar-shaped masses of a dull grey or dove colour.

Phosphide of Iron was observed by Stead² in 1900, and with free iron forms a eutectic similar to pearlite.

Manganese Silicate is very often present in steels, sometimes visible to the naked eye, at others only under the microscope.

¹ The constitution of iron carbon alloys, *Journ. Iron and Steel Inst.* 1906, 4, 493. ² Iron and phosphorus, *Journ. Iron and Steel Inst.* 1900, 2, 60.

Oxide of Iron is also often present in commercial steels.

Ghosts are drawn out segregations of ferrite, high in sulphur, phosphorus and sometimes carbon, which appear dark when etched.

COMPOUNDS OF IRON.

IRON AND OXYGEN.

557 Iron forms three oxides,

Iron monoxide, or ferrous oxide, FeO ,

Magnetic oxide of iron, or ferroso-ferric oxide, Fe_3O_4 ,

Iron sesquioxide, or ferric oxide, Fe_2O_3 .

The last two oxides occur in nature as minerals, and are not only used as ores of iron, but are also employed in medicine. Indeed, rust of iron (hydrated ferric oxide) is said to have been used as a medicine by Æsculapius, and Dioscorides also mentions *σκωρία σιδήρου*, probably denoting by that iron-scales, as being a substance similar to rust but possessing less active medicinal properties. Red hæmatite was termed blood-stone, and the same author states that this may be obtained artificially by igniting loadstone. Pliny terms iron-rust or scale *squama ferri*, red-iron ore *hæmatites*, and loadstone *magnes*, and describes the action of the latter upon iron. The reddish-yellow and red oxide of iron is called *crocus martis* by the Latin Geber. The later chemists describe various methods for its preparation, and in 1735 the artificially prepared black oxide was termed *ætheops martis*. For a long time these compounds were only distinguished by their different medicinal action. The supporters of the phlogistic theory considered them to be compounds of iron calx with various proportions of phlogiston. Thus, for instance, Scheele in 1777 states that the precipitate which an alkali produces in a solution of green vitriol when exposed to the air gives rise to crocus martis and that fire-air or oxygen disappears. Hence he concludes that the precipitated calx gives up phlogiston in its conversion into crocus.

Lavoisier distinguished two oxides, æthiops and crocus. Other chemists, like Berthollet, believed that a large number of these oxides existed, and so lately as 1811 the views of chemists on this subject were much divided. Gay-Lussac was the first to point out that in addition to the lower and higher oxide an inter-

mediate compound exists, and this conclusion was confirmed by the investigations of Berzelius.

Ferrous oxide acts as a basic oxide, yielding the readily oxidisable ferrous salts, FeR'' , in which the metal is divalent. Ferric oxide also acts as a basic oxide, yielding the ferric salts, FeR''' , in which the metal is trivalent, but also has a feeble acidic function, forming with many basic oxides a series of compounds known as the ferrites, $\text{M}''\text{O}, \text{Fe}_2\text{O}_3$. The magnetic oxide does not correspond to any characteristic series of salts, but yields a mixture of ferrous and ferric salts when it is treated with acids. It may be regarded as a ferrous ferrite, $\text{FeO}, \text{Fe}_2\text{O}_3$. Salts termed *ferrates* are also known corresponding to the acidic oxide FeO_3 , which has not itself been prepared.

Iron Monoxide, or *Ferrous Oxide*, FeO , is obtained when hydrogen is passed over the sesquioxide heated to 300° , as a black powder which oxidises with incandescence on exposure, but loses this property after it is allowed to remain for twelve hours in an atmosphere of hydrogen (Siewert). It is also formed by the action of nitrous oxide on metallic iron at 200° .¹ When ferrous oxalate, FeC_2O_4 , is heated from 150° to 160° in absence of air, a mixture of monoxide and metallic iron is formed, as shown by the observation of Liebig that the gas evolved consists of fifty-six parts of carbon monoxide and sixty-eight parts of carbon dioxide. If ferrous oxalate be added to boiling caustic potash the monoxide is obtained as a black velvety powder, which when washed with water in the air takes up oxygen (Böttger).

Ferrous Hydroxide, $\text{Fe}(\text{OH})_2$, is formed when a pure ferrous salt is treated with caustic potash or soda freed from air. It is a white powder which, when washed with hot water and ether in absence of air, may be preserved in an atmosphere of hydrogen. As, however, it is difficult to obtain perfect absence of air, the ferrous hydroxide is usually obtained as a green pulverulent mass.² It crystallises from solution in strong caustic soda in flat green prisms.³

Ferrous hydroxide becomes heated on exposure to air, the mass sometimes becoming incandescent with formation of sesquioxide. It also rapidly absorbs carbon dioxide, and dissolves in acids with evolution of heat. The moist hydroxide also absorbs

¹ Sabatier and Senderens, *Compt. Rend.* 1892, **114**, 1429.

² G. Schmidt, *Annalen*, 1840, **36**, 101.

³ de Schulten, *Compt. Rend.* 1889, **109**, 266.

atmospheric oxygen, assuming first a dirty-green colour and finally undergoing conversion into the brown ferric hydroxide.

Ferrous hydroxide readily dissolves in acids to form the ferrous salts, which are also produced by the direct action of acids on metallic iron in the absence of oxidising agents, and by the reduction of the corresponding ferric salts. The anhydrous ferrous salts of colourless acids are usually colourless, but the corresponding hydrated salts possess a pale greenish-blue tint. The soluble salts possess a sweet, astringent ink-like taste. Their solutions readily absorb oxygen with formation of a ferric salt, part of which is precipitated in the form of basic salt when there is no excess of acid present. In consequence of the ease with which they pass into a higher state of oxidation, the ferrous salts act as powerful reducing agents, and are largely employed for this purpose, both in the laboratory and in the workshop.

Magnetic Oxide of Iron, Ferroso-Ferric Oxide, or Triferric Tetroxide, Fe₃O₄, occurs in large masses as the mineral magnetite. It crystallises in octahedra, dodecahedra, and other combinations of the regular system. It has an iron-black colour, and a more or less strong metallic lustre. It frequently occurs in granular or amorphous masses, and is also found in marshes as an earthy mass known as ochreous iron ore (or in German *eisenmulm*). The pure crystallised mineral has a specific gravity of 5.18, whilst that of the granular and earthy material varies considerably, inasmuch as it contains magnesia, lime, and titanite oxide, and also often contains the iron in a more highly oxidised condition.

The interesting observation that this ore has the power of attracting iron, and that by contact with it iron attains the same polar magnetic properties, was early made. According to some the name is derived from a certain Magnes, who was the first to observe this property, whilst according to others the name is derived from Magnesia, a town in Lydia also called Heraclea, where the mineral was first found. The latter explanation would seem to be the more probable, inasmuch as Plato and Theophrastus term magnetite the Heracleian stone. Ferroso-ferric oxide does not always possess the magnetic properties exhibited by loadstone, although attracted by the magnet.

When iron is heated to redness in the air it becomes coated with an iron scale. This is a mixture or a compound of the

monoxide and sesquioxide in varying proportions. The inner layer, which is blackish-grey, porous, brittle, and attracted by the magnet, has the composition $6\text{FeO}, \text{Fe}_2\text{O}_3$, and is not magnetic. The outer layer contains a larger quantity of ferric oxide, is of a reddish colour, and is more strongly attracted by the magnet than the inner portion. When iron is quickly burnt in oxygen or in the oxy-hydrogen blowpipe, the oxide which is formed varies in composition according to the conditions of the experiment, although it approaches the composition of the magnetic oxide, and the occurrence of this oxide has also been observed in smelting operations.

Magnetic oxide is also obtained when excess of steam or carbon dioxide is passed over red-hot iron, but, on the other hand, when the oxides of iron are heated in a current of hydrogen or of carbon monoxide in excess, they are reduced to metal. When the black oxide is dissolved in hydrochloric acid, or when a mixture in the right proportions of a ferrous and ferric salt is dissolved, and caustic alkali added to the solution, a black precipitate is obtained which dries to a brownish-black brittle mass giving a dark-brown powder which is unalterable in the air. This hydroxide contains about 7 per cent. of water, and corresponds to the formula $\text{Fe}(\text{OH})_2, \text{Fe}_2\text{O}_3$. It is attracted by the magnet and may in this way be separated from any admixed sesquioxide.

Iron Sesquioxide, or *Ferric Oxide*, Fe_2O_3 , is one of the most important ores of iron, occurring as red hæmatite, and as specular iron, crystallising in rhombohedra and scalenohedra, possessing a steel-grey colour. It also occurs under the name of micaceous iron in thin red translucent scales. This mineral is found in large quantity and in splendid crystals in the Island of Elba, of which Virgil¹ says: "Insula inexhaustis chalybdum generosa metallis." The crystals have a specific gravity of 5.19 to 5.25. The mineral martite is also a pure ferric oxide which crystallises in the same form as magnetic oxide, and is probably a pseudomorph of this mineral.

Ferric oxide can be prepared artificially in various ways. It is formed by igniting the hydroxide or any ferric salt containing a volatile acid, as a steel-grey crystalline powder, which like all other kinds of sesquioxide of iron gives a brownish-red powder when finely triturated, and has a specific gravity of 5.17. It may be obtained in small crystals by the action of the vapour

¹ *Æn.* x. 17-34.

of ferric chloride on heated lime (Daubr e), or by fusing ferric oxide and borax together and treating the cooled mass with hot dilute hydrochloric acid; also by passing a slow steady stream of hydrochloric acid over the strongly ignited oxide (Deville). Artificial micaceous iron is prepared by heating a solution of ferrous sulphate and copper sulphate together for ten hours at a temperature of 210° (Wibel). Ferric oxide has also been observed in the crystalline state as a product in smelting operations, whilst crystals having the form of specular iron have been found in iron-rust from a building some 700 to 800 years old. The ignited as well as the natural ferric oxide dissolves only slowly in acids, the best solvent being a boiling mixture of eight parts of sulphuric acid and three parts of water. Ordinary ferric oxide is only very slightly paramagnetic and is not attracted by a small horse-shoe magnet. It has, however, been obtained in a more strongly magnetic form by the oxidation of ferrous hydroxide,¹ and Liversidge has described specimens of rust, which, although free from metallic iron and from ferrous oxide, are strongly magnetic. When it is heated in the electric furnace it melts and forms the magnetic oxide,² which is also produced when it is heated in the oxy-hydrogen flame.³

In addition to its use as an iron ore, ferric oxide is of service in a variety of other ways. Thus, the residue left in the process of distilling fuming sulphuric acid from green vitriol (Vol. I., p. 429), termed *colcothar* or *caput mortuum vitrioli*, is used largely as an oil-paint and also as a polishing powder; the least calcined portions, which are of a scarlet colour, are used as jewellers' rouge, whilst the more calcined portions which have a bluish tint are termed *crocus*, and are employed for polishing brass or steel.

Hydrates of Ferric Oxide.—A very large number of different hydrates of ferric oxide have been prepared, or exist naturally as minerals, but the exact constitution of many of these is uncertain. Brown h ematite or limonite has the composition $2\text{Fe}_2\text{O}_3 \cdot 3\text{H}_2\text{O}$, g othite $\text{Fe}_2\text{O}_3 \cdot \text{H}_2\text{O}$, and hydroh ematite $2\text{Fe}_2\text{O}_3 \cdot \text{H}_2\text{O}$, all three being crystalline.

By the precipitation of iron solutions, Muck⁴ and Tommasi⁵

¹ Malaguti, *Compt. Rend.* 1862, 55, 350.

² Moissan, *Compt. Rend.* 1892, 115, 1034.

³ Read, *Journ. Chem. Soc.* 1894, 314.

⁴ *Zeit. Chem.* 1868 [2], 4, 41.

⁵ *Ber.* 1879, 12, 1299, 2334.

obtained two different classes of hydroxides, classified as the red and yellow hydrates. The first named are obtained by the precipitation of ferric salts with alkalis, and the second by the oxidation of moist ferrous hydroxide or carbonate. By drying these at different temperatures Tommasi obtained various products which he regarded as definite hydrates, but van Bemmelen¹ has shown that all the "red" hydrates are in reality colloidal substances, the amount of water retained by them being dependent only on the pressure of the aqueous vapour in the atmosphere with which they are in equilibrium.

When freshly prepared red ferric hydroxide is heated with water under a pressure of about 5,000 atmospheres, it is converted into definite hydrates agreeing in composition with the naturally occurring minerals.² Between 30–42·5° limonite is formed, between 42·5 and 62·5° göthite, and above 62·5° hydrohæmatite. Under similar conditions the water content of the "yellow" hydrate obtained by the oxidation of ferrous hydroxide or carbonate is scarcely altered with a temperature range of 40–70°, from which it would appear that this substance is not a true colloid, as was stated by van Bemmelen.

Iron rust, when completely oxidised, is found to have a composition very close to that of limonite, viz. $2\text{Fe}_2\text{O}_3, 3\text{H}_2\text{O}$; freshly formed rust, however, usually contains considerable quantities of ferrous hydroxide and carbonate.³

Ferric hydroxide dissolves readily in acids to form the ferric salts, which may also be obtained by the action of oxidising agents on the corresponding ferrous salts. In the anhydrous state they are generally colourless; in the hydrated state they are yellow or brown. The soluble ferric salts possess a peculiar astringent taste, and they pass readily by reduction into the corresponding ferrous compounds.

Soluble Ferric Hydroxide.—When freshly precipitated ferric hydroxide is added to a solution of ferric chloride it dissolves, forming a dark-red solution of basic ferric chloride, which may also be obtained by adding ammonium carbonate to a solution of ferric chloride until the precipitate first formed no longer redissolves. On dialysis of these solutions, at first hydrochloric acid and ferric chloride pass through the membrane and finally

¹ *Rec. Trav. Chim.* 1889, 7, 36.

² Ruff, *Ber.* 1901, 34, 3417.

³ Moody, *Journ. Chem. Soc.* 1906, 720.

hydrochloric acid alone, leaving ferric hydroxide in solution in the dialyser (Graham). It has not, however, been found possible to remove all chlorine in this manner; thus after 210 days the composition of the residual solution was found to correspond to the formula $82\text{Fe}(\text{OH})_3 \cdot \text{FeCl}_3$.¹ According to Tribot and Chrétien,² the last portions of chlorine may be removed by subjecting the liquid to electrolysis, the colloidal solution being placed in a porous cell containing the cathode, the outer cell containing water which is frequently renewed.

The solution on standing usually gelatinises after a time, and this may be rapidly brought about by the addition of an electrolyte or by electrolysis, when the gelatinous hydroxide separates at the cathode. Hydrochloric acid, nitric acid, sugar and alcohol do not bring about gelatinisation, but this is effected by traces of alkalis and of many acids. A similar solution may be obtained by the dialysis of the acetate, bromide, and other salts. This soluble hydroxide or hydroxychloride is used as a medicine under the name of *Liquor Ferri Dialysati*.

Soluble Meta-ferric Hydroxide, $\text{Fe}_2\text{O}_4\text{H}_2$.—This substance was discovered by Péan de St. Gilles.³ It is formed when solutions of certain iron salts containing monobasic acids are heated for a length of time, and is precipitated from these solutions by the addition of a small trace of sulphuric acid as a brown ochreous powder. It is also obtained by heating a solution of basic ferric nitrate for three days to 100° . On addition of a few drops of hydrochloric acid the hydroxide is precipitated, and this may be dried on a porous plate, where it remains in the form of black scales which dissolve in water, yielding a tasteless red liquid.⁴ The same body may be obtained by heating dilute ferric chloride solution and adding common salt; the precipitate which is then thrown down dissolves in pure water; the solution differs from that of the foregoing compound, inasmuch as it has an orange colour, and appears transparent by transmitted, but opalescent by reflected light.⁵ Meta-ferric hydroxide is insoluble in concentrated, but dissolves in dilute acids, forming solutions which exhibit the same optical properties as that of the hydroxide itself.

¹ Linder and Picton, *Journ. Chem. Soc.* 1905, 1920.

² *Compt. Rend.* 1905, **140**, 144.

³ *Ann. Chim. Phys.* 1856 [3], **46**, 47.

⁴ Scheurer-Kestner, *Ann. Chim. Phys.* 1859 [3], **57**, 23.

⁵ Debray, *Compt. Rend.* 1869, **68**, 913.

Ferric hydroxide forms a compound with sugar, which is soluble in water. This fact is of great importance to the sugar refiners, as this compound destroys the crystallising power of sugar, and therefore increases the quantity of molasses formed. Hence raw sugar ought not to be brought into contact with iron, and the "char" employed for the decolorisation of the sugar should be as free as possible from the compounds of this metal.

558 Ferric hydroxide has feebly acidic properties, and combines with strong bases to form unstable salts, termed *ferrites*. The compounds formed with the basic monoxides such as lime are analogous to ferrosferric oxide, $\text{Fe}_2\text{O}_3\cdot\text{FeO}$, which they resemble in being magnetic.

Alkali Ferrites.—Solutions of potassium and sodium ferrites are formed by boiling solutions of the corresponding ferrates, oxygen being evolved; the solution on standing deposits crystals of the ferrite which are very unstable and quickly decompose when removed from the alkaline liquid. A similar solution is obtained by boiling ferric hydroxide with concentrated caustic soda.¹ Sodium ferrite is also produced when ferric oxide is heated with sodium carbonate to bright redness, carbon dioxide being evolved. The reaction is made use of in the Löwig process for the manufacture of caustic soda from sodium carbonate (p. 312).

Calcium Ferrite, $\text{Fe}_2\text{O}_3\cdot\text{CaO}$.²—This compound is obtained when an intimate mixture of 190 parts of ferric oxide and 66.5 parts of lime is heated to whiteness in a platinum vessel for several hours. It forms a brittle mass of interlaced acicular crystals exceeding an inch in length, having a dark metallic lustre. Its specific gravity is 4.693; it yields a brown powder, which is also obtained by precipitating a solution of ferric chloride, as nearly neutral as possible, with lime-water or saccharosate of lime, and igniting the precipitate.

Magnesium Ferrite, $\text{Fe}_2\text{O}_3\cdot\text{MgO}$, occurs in nature crystallising in black octahedra as magnoferrite, and is artificially obtained by the ignition of a mixture of the two oxides in a current of hydrochloric acid, or by the precipitation of a mixture of ferric chloride and magnesium chloride with a quantity of caustic soda insufficient to throw down the whole. Many analogous compounds can be prepared in a similar way.³

¹ Haber and Pick, *Zeit. Elektrochem.* 1900, 7, 215; 1901, 7, 724.

² Percy, *Phil. Mag.* 1873 [4], 45, 455.

³ List, *Ber.* 1878, 11, 1512.

Zinc Ferrite, $\text{Fe}_2\text{O}_3 \cdot \text{ZnO}$, was obtained by Ebelmen, crystallised in black octahedra, by strongly igniting both oxides together with boron trioxide. The mineral franklinite has a similar composition.

559 Ferric Acid, H_2FeO_4 .—This compound, like manganic acid, is not known in the free state. In the year 1702 Stahl noticed that when iron is fused with saltpetre and the solid mass lixiviated, or when a solution of iron in nitric acid is added to concentrated potash-ley, an amethyst or purple-red coloured solution is formed. Exactly a century afterwards Eckeberg published his memoir on "Yttria," in which he states that when gadolinite is fused with potash and the fused mass extracted with water, the solution possesses a dark purple-red colour, due to iron and not to manganese. The potassium ferrate formed under these circumstances was more carefully examined by Fremy.¹ It is prepared by igniting iron-filings or iron oxide with saltpetre or caustic potash, or a mixture of both. The formation of the compound may be readily shown by heating a mixture of one part of powdered iron with two parts of saltpetre in a small glass bulb, over a Bunsen burner. After a few minutes the mass becomes red-hot, and when cold the residue is dissolved in water.² The purple solution is also obtained by passing chlorine through a strong solution of caustic potash, in which ferric hydroxide is suspended (Fremy).

Ferrates are also readily produced by the electrolytic oxidation of iron in caustic potash or soda solution. When iron is used as anode in concentrated caustic potash or soda solution and a low current density employed, all varieties of iron yield ferrate, but the yield is greatest with cast-iron, smallest with wrought iron, and increases with the temperature. The best yield is obtained by immersing two large iron plates in concentrated alkali at 70° and making these alternately cathode and anode, the reversal taking place four times per minute. The iron plates become passive during the process.³

The concentrated potassium ferrate solution is almost black, and on addition of more potash deposits a reddish-brown precipitate, which is very unstable, but may be preserved by drying on a porous plate and sealing in a glass tube. As already mentioned, the solution decomposes on boiling with

¹ *Journ. Pharm.* 1841, 27, 97.

² Hofmann, *Ber.* 1869, 2, 239.

³ Haber and Pick, *Zeit. Elektrochem.* 1900, 7, 215.

evolution of oxygen, and formation of a yellow solution of potassium ferrite, from which ferric hydroxide readily separates. Nitric acid and sulphuric acid yield a ferric salt with evolution of oxygen, whilst with hydrochloric acid chlorine is evolved.

Barium Ferrate, $\text{BaFeO}_4 \cdot \text{H}_2\text{O}$, is the most stable of the salts, and is obtained in the form of a dark-red powder by precipitating a solution of the potassium or sodium salt with barium chloride. It is fairly stable and yields a red solution with acetic acid. It is not decomposed by dilute sulphuric acid in the cold, but at once yields ferric and barium salts with hydrochloric and nitric acids, with evolution of chlorine and oxygen respectively.¹

IRON AND HYDROGEN.

560 Metallic iron absorbs from 0.5 to 1.0 volume of hydrogen when heated in the gas, and in a similar manner hydrogen is occluded when dilute sulphuric acid is electrolysed with iron electrodes. Electrolytically deposited iron always contains hydrogen when a high current density is used. The presence of hydrogen renders the iron harder and more brittle, but it is readily evolved on heating, the iron then resuming its original properties.

By the action of zinc ethyl, $\text{Zn}(\text{C}_2\text{H}_5)_2$, on anhydrous ferrous iodide in presence of ether, Carius and Wanklyn found that a mixture of ethylene, ethane, butane and hydrogen is evolved, and that the residue on washing with ether yields a metallic powder resembling iron, which evolves hydrogen on heating and is decomposed by water with evolution of hydrogen, leaving a residue of metallic iron and ferrous oxide.² It appears probable that this product contains a definite compound of hydrogen and iron, but further investigation of the product is necessary to prove this supposition.

IRON AND THE HALOGENS.

561 *Ferrous Fluoride*, FeF_2 , is obtained in colourless or greenish prisms, $\text{FeF}_2 \cdot 8\text{H}_2\text{O}$, by dissolving iron in hydrofluoric acid and evaporating; these crystals decompose when gently heated,

¹ Baschieri, *Gazzetta*, 1906, **36**, ii, 282.

² *Annalen*, 1863, **120**, 74.

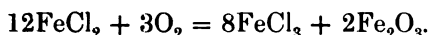
leaving the anhydrous salt, which is also formed when iron or ferric chloride is heated in dry hydrofluoric acid gas, and crystallises in colourless rhombic prisms.

Ferric Fluoride, FeF_3 , is obtained by dissolving the hydroxide in hydrofluoric acid, colourless crystals of $2\text{FeF}_3 \cdot 9\text{H}_2\text{O}$ separating out from the colourless solution on evaporation. The anhydrous salt may also be prepared in a similar way to the ferrous compound. It does not fuse even at 1000° , and forms ferric oxide when heated in the air.¹

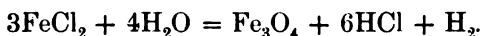
Several double salts with the alkali fluorides are known.

Ferrous Chloride, FeCl_2 , is obtained by passing chlorine over iron filings (Thénard), but as a small quantity of ferric chloride is generally formed, even when an excess of iron is present, it is preferable to pass hydrochloric acid over iron filings, or iron wire heated to redness (Wöhler and Liebig), or to reduce ferric chloride by heating it in a stream of pure hydrogen. Ferrous chloride is deposited in colourless shining scales, which, according to Sénarmont, are six-sided. It has a specific gravity of 2.528 (Filhol), and is very deliquescent, dissolving readily in water and alcohol. It fuses at a red heat, and volatilises at a yellow heat, when its vapour has a specific gravity of 6.38–6.67,² whilst at $1300\text{--}1500^\circ$ it acquires the normal value of 4.3.³

When heated in the air it oxidises to ferric chloride, which volatilises, ferric oxide remaining behind:



When heated in a current of steam magnetic oxide is formed:



When iron is dissolved in hydrochloric acid, and the solution concentrated in absence of air, bluish transparent monoclinic crystals of $\text{FeCl}_2 \cdot 4\text{H}_2\text{O}$ are obtained; these have a specific gravity of 1.93, and deliquesce and become greenish coloured on exposure to the air, but effloresce at ordinary temperatures when kept in air over oil of vitriol. If a solution of this salt be evaporated with sal-ammoniac in absence of air, and the solid mass heated in a flask until the whole of the sal-ammoniac is volatilised, a residue of anhydrous ferrous chloride is left. Hydrates with 1, 2, and 6 H_2O have also been obtained. Like

¹ Poulenc, *Compt. Rend.* 1892, 115, 941.

² V. Meyer, *Ber.* 1884, 17, 1335.

³ Nilson and Pettersson, *Journ. Chem. Soc.* 1888, 827.

other soluble ferrous salts, the solution of ferrous chloride absorbs nitric oxide, forming a dark greenish-brown solution, possibly containing the compound $\text{FeCl}_2 \cdot \text{NO}$ (p. 1217). This substance is very unstable, losing the whole of its nitric oxide on warming, or when placed in a vacuum. The anhydrous chloride readily absorbs ammonia with evolution of heat and formation of a white powder (Faraday), which has the composition $\text{FeCl}_2 \cdot 6\text{NH}_3$, gives off ammonia at 100° , and at higher temperatures yields ammonium chloride, iron nitride, and nitrogen.¹

Ferroso-ferric Chloride, $\text{Fe}_3\text{Cl}_8 \cdot 18\text{H}_2\text{O}$.—Magnetic oxide of iron dissolves readily in concentrated hydrochloric acid, forming a yellow liquid, which on concentration over sulphuric acid deposits the above salt in opaque yellow deliquescent crystalline crusts.

Ferric Chloride, FeCl_3 .—The aqueous solution of this salt was known to Glauber under the name of *oleum martis*. He obtained it in the dry state by dissolving iron in hydrochloric acid and evaporating the solution in a flask: "*In fundo* there remains a blood-red *massa*, which is as hot to the tongue as fire. It must be well kept from the air, otherwise it liquefies to a yellow *oleum*."

Anhydrous ferric chloride is obtained by heating iron wire in a current of dry chlorine gas at a moderate red-heat, when rapid combination with ignition takes place, ferric chloride being deposited. It is also produced when hydrochloric acid is passed over heated amorphous ferric oxide, and is not infrequently found in the craters of volcanoes.

Ferric chloride forms iron-black iridescent plates or sometimes large hexagonal tablets, which exhibit a red colour by transmitted and a green metallic lustre by reflected light. It is very deliquescent and easily soluble in water, alcohol, and ether. It readily volatilises even at 448° , and its vapour-density at that temperature is less than is required by the formula Fe_2Cl_6 . Hence its molecular formula is probably FeCl_3 ,² (see p. 33). At higher temperatures it decomposes into ferrous chloride and chlorine. When dissolved in boiling alcohol or ether it appears to have a molecular weight corresponding to the formula FeCl_3 .³

¹ Fowler, *Journ. Chem. Soc.*, 1901, 288.

² Grünwald and V. Meyer, *Ber.* 1888, 21, 687. Compare Friedel and Kraft, *Compt. Rend.* 1888, 107, 301.

³ Muller, *Compt. Rend.* 1894, 118, 641.

Ferric chloride forms with ammonia at the ordinary temperature the compound $\text{FeCl}_3 \cdot 6\text{NH}_3$, which loses 2NH_3 at 100° , and decomposes, yielding ammonium chloride at higher temperatures. It also absorbs nitrosyl chloride, yielding a dark-coloured deliquescent compound, $\text{FeCl}_3 \cdot \text{NOCl}$, and unites with nitric oxide at the ordinary temperature to form several unstable compounds, whilst at higher temperatures it is reduced by the gas to ferrous chloride.¹ When heated in a current of steam it is decomposed into ferric oxide and hydrochloric acid, and when heated in oxygen, chlorine is evolved, ferric oxide remaining.

For the purpose of obtaining a solution of ferric chloride, the hydroxide may be dissolved in hydrochloric acid and the liquid evaporated in order to drive off excess of acid, or a solution of ferrous chloride may be heated with the requisite quantity of hydrochloric acid and the heated solution oxidised by addition of nitric acid. The solution of ferric chloride is, however, best prepared by dissolving iron wire in hydrochloric acid, as described under the preparation of ferrous chloride, and then passing chlorine into this solution until, after standing for some time, it smells strongly of the gas. The excess of chlorine is then displaced by passing a current of carbon dioxide through the warm liquid. A concentrated solution of ferric chloride has a dark-brown colour and an oily consistency. On dilution it becomes limpid and has a slightly yellow colour. Its specific gravity at 17° is as follows (Fremy):

Percentage of FeCl_3 .	Specific Gravity.	Percentage of FeCl_3 .	Specific Gravity.
1	1.0073	40	1.3622
10	1.0734	50	1.4867
20	1.1542	60	1.6317
30	1.2658		

Four different hydrates of ferric chloride have been described by Roozeboom,² $\text{FeCl}_3 \cdot 6\text{H}_2\text{O}$, melting at 37° ; $2\text{FeCl}_3 \cdot 7\text{H}_2\text{O}$, melting at 32.5° ; $2\text{FeCl}_3 \cdot 5\text{H}_2\text{O}$, melting at 56° ; and $\text{FeCl}_3 \cdot 2\text{H}_2\text{O}$, melting at 73.5° . Solutions which contain more iron than corresponds to the formula $\text{FeCl}_3 \cdot 2\text{H}_2\text{O}$ deposit the anhydrous salt when evaporated above the temperature of 66° .

¹ Besson, *Compt. Rend.* 1889, 108, 1012; Thomas, *Compt. Rend.* 1895, 120, 447; 121, 128.

² *Zeit. Physikal. Chem.* 1892, 10, 477.

A deliquescent compound, $\text{FeCl}_3 \cdot \text{HCl} \cdot 2\text{H}_2\text{O}$, is formed by the action of hydrochloric acid on the pentahydrate, whilst similar compounds with $4\text{H}_2\text{O}$ and $6\text{H}_2\text{O}$ are also known.¹ The aqueous solution of the normal chloride is decomposed on heating, the more easily the more dilute the solution is, an insoluble oxychloride or soluble ferric hydroxide being produced according to the concentration of the liquid.

The solutions of ferrous and ferric chlorides have long been used in medicine. An alcoholic solution of ferric chloride was formerly employed as a quack medicine of repute, known by the name of Lamotte's golden drops. This solution loses its colour when exposed to light, ferrous chloride being formed, the latter compound separating, when the solution is not too dilute, in fine green crystals, $\text{FeCl}_2 \cdot 2\text{H}_2\text{O}$.

Ferric chloride forms garnet-red-coloured crystalline double salts with the chlorides of the metals of the magnesium group and of the alkali metals, such as $\text{FeCl}_3 \cdot \text{MgCl}_2 \cdot \text{H}_2\text{O}$; $\text{FeCl}_3 \cdot 2\text{KCl} \cdot \text{H}_2\text{O}$; and $\text{FeCl}_3 \cdot 2\text{NH}_4\text{Cl} \cdot \text{H}_2\text{O}$. These are decomposed by water, and a mixture of the last salt with an excess of sal-ammoniac is termed iron-sal-ammoniac; it was formerly obtained by sublimation of a mixture of iron oxide and ammonium chloride, and is mentioned by "Basil Valentine." Iron sal-ammoniac crystallises in yellow or bright-red transparent regular crystals from a dilute solution of ferric chloride; these contain a varying amount of iron, and rapidly absorb moisture from the air.

Iron Oxychlorides.—These compounds are formed in various ways. Some are soluble whilst others are insoluble in water. When freshly precipitated ferric hydroxide is added to a solution of ferric chloride, it dissolves in considerable quantity, and a dark-red liquid is obtained, which, to one molecule of chloride, may contain twenty or more molecules of oxide, and this on dialysis furnishes Graham's soluble oxide. These solutions may be diluted or warmed without any precipitation of ferric oxide. Many acids and salts, however, precipitate either ferric hydroxide or a basic chloride from these solutions, which latter is again soluble in water. If ferric chloride be incompletely precipitated with alkalis, a precipitate is also obtained, which is soluble in water when it does not contain more oxide than is indicated by the formula $\text{FeCl}_3 \cdot 5\text{Fe}(\text{OH})_3$.

¹ Sabatier, *Bull. Soc. Chim.* 1881 [2], **36**, 197; Roozeboom and Schreinemaker, *Zeit. physikal. Chem.* 1894, **15**, 588.

Insoluble basic ferric chlorides are formed, in the first place, by the oxidation of ferrous chloride in the air; secondly, by roasting iron in the presence of hydrochloric acid or a chloride; and, thirdly, by boiling a solution of ferric chloride for some time. The composition and colour of these salts vary according to the mode of preparation. They are generally sparingly soluble in hydrochloric acid.

Ferrous Bromide, FeBr₂.—When bromine vapour is passed over iron heated to a dull redness, heat is evolved, and a yellowish crystalline deposit of ferrous bromide is formed (Liebig). An aqueous solution of ferrous bromide can easily be obtained by dissolving iron in hydrobromic acid, and on crystallising bluish-green rhombic tablets are deposited, having the composition FeBr₂.6H₂O (Löwig).

Ferric Bromide, FeBr₃.—This is obtained in the form of dark-red crystals by heating iron in an excess of bromine vapour. When heated in absence of air it fuses, and a part may be sublimed without decomposition, another portion, however, being decomposed into ferrous bromide and free bromine. The bromide deliquesces on exposure to air, and the solution, which may be simply obtained by dissolving the hydroxide in hydrobromic acid, decomposes on evaporation, with formation of insoluble basic bromides. Like the chloride, the solution of the bromide dissolves ferric hydroxide readily with formation of soluble oxybromides. It forms double salts with certain of the alkali bromides.

An unstable ferric chlorobromide, FeCl₂Br, is formed by the direct union of ferrous chloride and bromine.¹

Ferrous Iodide, FeI₂. is obtained by triturating iodine with a slight excess of iron filings, or by heating the latter in a covered porcelain crucible to redness, small quantities of iodine being gradually added; as soon as the whole mass becomes red-hot, a large quantity of iodine is thrown in, and the crucible heated until iodine vapour ceases to be given off. On allowing the crucible to cool it is found that a further evolution of iodine vapour takes place, probably due to the fact that the fused mass contains an unstable ferric iodide, which decomposes on cooling. The solid residue is a grey lamino-crystalline mass, which melts at 177°.² If a mixture of iodine and iron filings be warmed with water, these elements combine with evolution of heat, and a

¹ Lenormand, *Compt. Rend.* 1893, **116**, 820.

² Carius and Wanklyn, *Annalen*, 1861, **120**, 69.

colourless aqueous solution of ferrous iodide is obtained, which on exposure to the air readily oxidises with separation of iodine. This decomposition is prevented by the addition of sugar. It crystallises with $5\text{H}_2\text{O}$.

Ferric Iodide does not appear to exist.

Ferrous Perchlorate, $\text{Fe}(\text{ClO}_4)_2 \cdot 6\text{H}_2\text{O}$, is the only iron salt of the oxyacids of chlorine which is stable in the solid state. It is obtained by the double decomposition of ferrous sulphate and barium perchlorate (Serullas), or by dissolving iron in dilute perchloric acid (Roscoe). It forms very light green deliquescent crystals, which at 100° give off water, and decompose at a higher temperature.

IRON AND SULPHUR.

562 *Iron Monosulphide*, or *Ferrous Sulphide*, FeS , occurs as triolite in small quantities in many meteorites, and is easily formed by the direct union of the elements. Iron wire burns in sulphur vapour with a bright light and a roll of sulphur penetrates red-hot wrought-iron and steel, but not cast-iron, with formation of the molten sulphide.¹ In order to prepare this substance a mixture of three parts of iron filings and two parts of sulphur is thrown gradually into a red-hot crucible. In this way a porous black mass is obtained which melts at a higher temperature, with separation of sulphur if any higher sulphides have been formed, but as a rule the artificial sulphide contains an excess of iron, and this is got rid of by heating with an excess of sulphur. For the preparation of the monosulphide Berzelius recommends the process proposed by Gahn, namely, to stir a white-hot rod of iron in molten sulphur. The sulphide which is formed fuses and falls to the bottom of the crucible. The operation is continued as long as any free sulphur remains. Pure monosulphide of iron is a yellowish crystalline mass having a metallic lustre, and sometimes crystallising in hexagonal prisms. It has a specific gravity of 4.69, is not magnetic, and does not lose sulphur when ignited in an atmosphere of hydrogen, or when heated in absence of air to whiteness. It is readily decomposed by hydrochloric and dilute sulphuric acids, with formation of sulphuretted hydrogen, and is used as a source of this gas in the laboratory. When heated in the air it oxidises, being converted partly into ferrous sulphate,

¹ Evain, *Ann. Chim. Phys.* 1824 [2], 25, 106.

whilst at a high temperature sulphur dioxide and ferric oxide are formed. Ammonium sulphide precipitates ferrous sulphide from solutions of ferrous salts as a black amorphous hydrated mass.

If seven parts of iron filings and four parts of sulphur be rubbed up to a paste with water a black sulphide is also produced with evolution of heat. In this form it oxidises very quickly in the air with increase of temperature which, when the mixture is in large quantity, may rise to incandescence. Hence, according to Lemery, artificial volcanoes may be formed if several pounds of the above mixture be buried in the earth. The black amorphous sulphide is also formed by the reduction of ferric oxide or its salts in presence of sulphates and decomposing organic matter. This is the cause of the black deposit found in drains as well as in the excrement when iron is used as a medicine.

Iron Sesquisulphide, or *Ferric Sulphide*, Fe_2S_3 , does not occur pure in the mineral kingdom, but probably forms a constituent of magnetic pyrites and copper pyrites. It is obtained by the action of ammonium sulphide solution on a solution of a ferric salt, so long as alkali is in excess, but if the ferric salt be in excess a mixture of ferrous sulphide and sulphur is formed. It is also produced by the action of sulphuretted hydrogen on ferric hydroxide in presence of traces of ammonia, and is therefore the chief product formed in the purification of coal-gas from sulphuretted hydrogen (Vol. I. p. 852), as this gas always contains small quantities of ammonia.¹ In the dry way it is formed by gently heating sulphur and iron together as well as by the action of sulphuretted hydrogen on ferric oxide at a temperature not above 100° . The sulphide obtained at a red-heat forms a yellow non-magnetic mass which has a specific gravity of 4.4 and is decomposed by dilute hydrochloric acid into sulphuretted hydrogen, ferrous sulphate, and iron disulphide. Iron sesquisulphide forms compounds with the other sulphides.²

Potassium Ferric Sulphide, $\text{K}_2\text{Fe}_2\text{S}_4$, is obtained when iron filings, sulphur, and potassium carbonate are heated together and the residue extracted with water. Purple-coloured glistening needle-shaped crystals are thus obtained which have a specific gravity of 2.863 and burn when heated in the air, but

¹ Gedel, *J. für Gasbeleuchtung*, 1905, **48**, 400; Stokes, *J. Amer. Chem. Soc.* 1907, **29**, 304.

² Schneider, *Pogg. Ann.* 1869, **136**, 460; Preis, *J. pr. Chem.* 1869, **107**, 10.

when ignited in a current of hydrogen are converted without change of form into the black compound $K_2Fe_2S_3$.

Sodium Ferric Sulphide, $Na_3Fe_2S_4 \cdot 4H_2O$, is obtained in a similar way and forms brown microscopic needles. It is found in the "black ash" liquors obtained in the manufacture of soda by the Leblanc process (p. 296).

Silver Ferric Sulphide, $Ag_2Fe_2S_4$, is a dark brownish-black crystalline powder obtained by the action of silver nitrate solution on the potassium compound. It is decomposed by hydrochloric acid with evolution of sulphuretted hydrogen.

Cuprous Ferric Sulphide, $Cu_2S \cdot Fe_2S_3$, occurs as the mineral copper pyrites.

Magnetic pyrites may be regarded as a compound of the mono- and sesqui-sulphides. Its composition varies between $5FeS$, Fe_2S_3 and $6FeS \cdot Fe_2S_3$. It crystallises in hexagonal plates, usually, however, occurring in the massive state, having a brownish-yellow or brassy colour, and is attracted by the magnet, sometimes being itself magnetic. Its specific gravity varies from 4.4 to 4.7, and it frequently contains as much as 5.5 per cent. of nickel, the latter metal being obtained in Canada from this source in considerable quantities.

Iron Disulphide, FeS_2 , occurs very widely distributed as iron pyrites. This mineral was known in early times, but was not distinguished from copper pyrites, both being known under the name of *πυρίτης*. Agricola considered these as two varieties of the same mineral.

Iron pyrites occurs in all geological formations, and usually crystallises in cubes or pentagonal dodecahedra, but also occurs in many other forms and combinations of the regular system (Class 30, p. 185), no less than sixty-nine different forms having been described. It is frequently found in spherical, botryoidal, or stalactytic masses, being formed by the action of organic matter on water which contains iron in solution in the form of sulphate. Hence it is frequently found in peat and coal in crystalline masses often possessing the form of the original organic matter, such as wood, roots, &c. It is likewise found in chalk cliffs, in similar concretionary forms. In the pure state iron disulphide has a brass-yellow colour, and a specific gravity of 5.185. It is very hard, giving sparks when struck with steel, for which purpose it was formerly employed. Iron disulphide also occurs as radiated pyrites and marcasite, forming bright brass-coloured rhombic crystals having a specific gravity of 4.68

to 4.85. This is also widely diffused, occurring in various forms, especially in lignite beds. Iron disulphide may be obtained artificially by gently heating the monosulphide with sulphur, or by passing sulphuretted hydrogen over the oxides or chlorides of iron heated to redness. When an intimate mixture of ferric oxide, sulphur, and sal-ammoniac is heated slowly above the temperature at which the latter compound volatilises, the disulphide is obtained in small brass-yellow octahedra and cubes (Wöhler). Crystalline pyrites is also formed when carbon bisulphide vapour acts upon heated ferric oxide (Schlagdenhauffen), and when ferric chloride is heated with phosphorus pentasulphide.¹ Iron disulphide is not magnetic and is not attacked by dilute acids or sulphuric acid, but readily dissolves in nitric acid with separation of sulphur.

Iron Subsulphide, Fe_4S_3 , is formed when iron is heated in the vapour of carbon bisulphide as a crystalline mass of specific gravity 6.957. It dissolves in dilute acids with evolution of hydrogen and sulphuretted hydrogen.²

Ferrous Sulphite, FeSO_3 .—When iron is dissolved in aqueous sulphurous acid in absence of air, no gas is evolved, and the solution contains ferrous sulphite and ferrous thiosulphate:



The latter salt is a very soluble one; the first, however, is only slightly soluble, so that after a short time it is deposited in colourless or greenish crystals. When freshly precipitated ferric hydroxide is dissolved in sulphurous acid, a red solution is obtained, which quickly becomes decolorised with formation of ferrous sulphite, whilst, on the other hand, a solution of ferrous sulphite becomes red on exposure to the air.³

Ferrous Sulphate, or *Green Vitriol*, $\text{FeSO}_4 \cdot 7\text{H}_2\text{O}$, was probably used by Geber. Agricola in his discourse *De re Metallica* mentions two kinds of pyrites. The one, such as coal-brasses, decomposes spontaneously and yields a vitriol; whilst the other, as the ordinary Mason's pyrites, does so only when it is roasted. Its preparation by dissolving iron in sulphuric acid was described by "Basil Valentine" in his *Treatise on Natural and Supernatural Things*: "Take oleum vitrioli; dissolve therein *mar*s, and prepare a vitriol from it." In his last volume he

¹ Glatzel, *Ber.* 1890, 23, 37.

² Gautier and Hallopeau, *Compt. Rend.* 1889, 108, 806.

³ See also Seubert and Elten, *Zeit. anorg. Chem.* 1893, 4, 44.

describes the method for preparing sulphide of iron and for obtaining from it vitriol: "*Limaturam ferri* and *sulphur ana* calcined in a potter's furnace until it becomes tinted purple; then pour upon this distilled water, when a fine green liquid is formed. Draw this off *ad tertias*, allow it to deposit, and thus obtain an artificial vitriol." Green vitriol occurs as the mineral melanterite, either crystalline or in fibrous stalactitic forms, but generally massive and pulverulent. It is usually derived from the decomposition of pyrites or marcasite. Ferrous sulphate is likewise frequently found in solution in drainage water from mines, and it is manufactured on a large scale from this source. Large quantities of green vitriol (about 100 tons per week) are manufactured in South Lancashire from the pyrites occurring in the coal-measures. These are piled up in heaps and exposed to the atmosphere. The soluble ferrous sulphate, together with the excess of sulphuric acid formed, runs into underground tanks, where the excess of acid is removed by means of scrap iron. On evaporating the liquor large crystals of ferrous sulphate are obtained. Ferrous sulphate is also formed as a by-product in the manufacture of copper sulphate or blue vitriol (p. 428). The commercial salt not infrequently contains traces of copper sulphate, and this may be detected and separated, as was pointed out so long ago as 1683 by Vigani, by leaving the solution in contact with metallic iron until the whole of the copper is precipitated. Another common impurity is ferric sulphate; this may be removed by recrystallisation, but zinc sulphate, manganese sulphate, and other salts cannot thus be got rid of. Hence when chemically pure ferrous sulphate is needed it is best to treat an excess of iron wire with dilute sulphuric acid. When the evolution of hydrogen has ceased, the liquid is boiled together with the undissolved portion of the wire, filtered and evaporated to crystallisation.

Ferrous sulphate forms well-defined monoclinic crystals having a specific gravity of 1.889 at 4° (Joule and Playfair). One hundred parts of water dissolve, according to Brandes and Firnhaber, the following:

At	10°	15°	33°	60°	90°	100°
FeSO ₄ .7H ₂ O . .	61	70	151	263	370	333

Ferrous sulphate is dimorphous, often crystallising in rhombic prisms, which are isomorphous with zinc sulphate. These are easily obtained when a crystal of zinc sulphate is thrown into a

supersaturated solution of the ferrous salt, but, on the other hand, if a crystal of copper sulphate be employed, triclinic crystals having the composition $\text{FeSO}_4 \cdot 5\text{H}_2\text{O}$ are obtained (Lecoq de Boisbaudran). These last are also deposited when a solution of ferrous sulphate containing free sulphuric acid is allowed to evaporate in a vacuum. Crystals of green vitriol first separate, and then the penta-hydrated salt, whilst at last crystals of a tetra-hydrate, $\text{FeSO}_4 \cdot 4\text{H}_2\text{O}$, are deposited, and these are isomorphous with the corresponding manganese sulphate. When ferrous sulphate is heated in a vacuum to 140° , it yields a white powder of the monohydrate $\text{FeSO}_4 \cdot \text{H}_2\text{O}$, and this, when gently heated in absence of air, yields the anhydrous salt FeSO_4 . The monohydrate is, moreover, precipitated by the addition of strong sulphuric acid to a saturated solution of the salt.¹ When the heptahydrate is melted in its water of crystallisation and allowed to cool, the anhydrous salt is deposited. Hydrates with $2\text{H}_2\text{O}$ and $3\text{H}_2\text{O}$ have also been described. When the heptahydrate is exposed to the air, it gradually loses water and becomes converted into basic ferric sulphate.

Ferrous sulphate is insoluble in concentrated sulphuric acid and absolute alcohol, whilst it dissolves slightly in dilute alcohol. Hence sulphuric acid and alcohol precipitate the solution of the sulphate, the precipitate containing varying quantities of water of crystallisation according to the quantity of the precipitant and the concentration of the solution. A solution of ferrous sulphate, like the chloride, absorbs nitric oxide. The dark brown saturated solution, which probably contains the compound $\text{FeSO}_4 \cdot \text{NO}$ (p. 1217), gives off the gas in a vacuum as well as when heated; in the latter case small quantities of nitrogen monoxide and ferric sulphate are formed. When the brown solution is mixed with strong sulphuric acid, care being taken to keep the mixture cool, it becomes of a purple-red colour; and upon this reaction the well-known test for nitric acid and the nitrates depends, as well as the method of detecting the presence of nitrous fumes in sulphuric acid.

Green vitriol is largely used in the arts and manufactures for the preparation of iron-mordants, inks, Prussian blue, &c.

Ferrous sulphate, in common with the sulphates of the metals of the magnesium group, copper and manganese, forms, with the sulphates of the alkali-metals, well crystallising double salts, of which the following is the most important :

¹ Etard, *Compt. Rend.* 1878, **87**, 502; Scott, *Journ. Chem. Soc.*, 1897, 564.

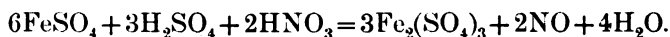
Ferrous Ammonium Sulphate, $\text{FeSO}_4 \cdot (\text{NH}_4)_2\text{SO}_4 \cdot 6\text{H}_2\text{O}$, is obtained when the calculated quantities of ammonium sulphate and green vitriol are dissolved in the minimum quantity of hot water, and the filtered solution allowed to crystallise or precipitated with alcohol. It forms clear, hard, bluish-green monoclinic crystals, which have a specific gravity of 1.813. One hundred parts of water dissolve (Tobler):

At	0°	20°	30°	60°	75°
$\text{FeSO}_4 \cdot (\text{NH}_4)_2\text{SO}_4$	12.2	21.6	28.1	44.6	56.7

This salt is a very stable one, and does not readily undergo alteration in the air, being much less easily oxidised than green vitriol itself. Hence it is largely used instead of the latter salt for the purposes of volumetric analysis.

Ferrous Disulphate, FeS_2O_7 , separates out as a white powder when a concentrated solution of ferrous sulphate is mixed with several times its volume of concentrated sulphuric acid. It forms microscopic prisms, and is decomposed by water into sulphuric acid and green vitriol.¹

Ferric Sulphate, $\text{Fe}_2(\text{SO}_4)_3$, is obtained by the action of nitric acid on a hot solution of green vitriol, to which the requisite quantity of sulphuric acid has been added:



The yellowish-brown solution gives a syrupy liquid when concentrated, from which colourless crystals are deposited on standing. When these are heated, or when sulphuric acid is added to the concentrated solution, the anhydrous salt is formed as a white powder, whilst by the action of green vitriol on boiling sulphuric acid the same salt is deposited in small crystalline scales or rhombic prisms:



The anhydrous salt dissolves slowly in water, and it is decomposed on heating into ferric oxide and sulphur trioxide. When a dilute solution of ferric sulphate is boiled or incompletely precipitated with alkalis, or when a solution of green vitriol is allowed to oxidise in the air, various basic ferric sulphates are formed. An iron mordant obtained by oxidising green vitriol with nitric acid deposits on standing large transparent crystals, which are probably monoclinic, having the composition $\text{FeSO}_4(\text{OH}) \cdot 7\text{H}_2\text{O}$; these are decomposed by water with

¹ Bolas, *Journ. Chem. Soc.* 1874, 212.

formation of the insoluble salt $\text{Fe}_3\text{SO}_4(\text{OH})_4, 5\text{H}_2\text{O}$.¹ Various other basic ferric sulphates occur as minerals, being formed by the oxidation of the sulphides of iron. Amongst these may be mentioned vitriol ochre, $\text{FeSO}_4(\text{OH})_4, 2\text{Fe}(\text{OH})_3, \text{H}_2\text{O}$. This frequently occurs in long brown, green, or ochreous yellow stalactites; whilst copiapite, $\text{Fe}_2(\text{SO}_4)_3, \text{Fe}_2(\text{SO}_4)_2(\text{OH})_2, 10\text{H}_2\text{O}$, occurs in sulphur yellow tablets or crystalline scales, and fibro-ferrite, $2\text{Fe}_2(\text{SO}_4)_2(\text{OH})_2, \text{Fe}_2\text{SO}_4(\text{OH})_4, 24\text{H}_2\text{O}$, forms a pale-yellow or nearly white pearly or silky mass.

Ferroso-ferric Sulphates.—The two sulphates of iron form various double salts, of which some are found in the mineral kingdom. Amongst these is roemerite, $\text{Fe}_3(\text{SO}_4)_4, 12\text{H}_2\text{O}$, forming yellow monoclinic crystals, occurring at the Rammelsberg mine, near Goslar, together with another similar mineral termed voltaite, in which a part of the iron is replaced by isomorphous metals.

Ferric Potassium Sulphate or *Iron-Alum*, $\text{Fe}_2(\text{SO}_4)_3, \text{K}_2\text{SO}_4, 24\text{H}_2\text{O}$, is obtained when the proper quantity of potassium sulphate is added to a solution of ferric sulphate and the concentrated solution allowed to stand for some days about 0°. The salt forms bright-violet octahedra, and dissolves in about five parts of cold water. If caustic potash be added to the solution and the dark liquid allowed to evaporate, transparent yellowish-brown hexagonal crystals separate out which have the composition $5\text{K}_2\text{SO}_4, 2\text{Fe}_2(\text{SO}_4)_2(\text{OH})_2, 16\text{H}_2\text{O}$, and possess the peculiar optical properties of tourmaline. This salt easily decomposes into iron-alum and an insoluble basic ferric salt.

Ferric Ammonium-Alum, $\text{Fe}_2(\text{SO}_4)_3, (\text{NH}_4)_2\text{SO}_4, 24\text{H}_2\text{O}$, closely resembles the potassium derivative. Several other double salts of ferric and ammonium sulphates have been described.²

IRON AND THE ELEMENTS OF THE NITROGEN GROUP.

563 *Iron Nitrides*.—When nitrogen is passed over heated iron, the metal is rendered brittle, probably owing to the alternate formation and decomposition of an iron nitride, but the latter compound cannot be prepared in this manner. The nitride may, however, be obtained by heating the metal in ammonia, an observation first made by Berthelot, and confirmed by Stahlschmidt.³

¹ Ber. 1875, 8, 77. ² Lachaud and Lepierre, *Compt. Rend.* 1892, 114, 915.

³ Pogg. Ann. 1865, 125, 37.

In order to prepare it in the powdered state, ammonia in excess is allowed to act on anhydrous ferrous chloride or bromide, or on finely divided reduced iron, or on iron amalgam at a temperature of about 420° , and is thus obtained as a dull grey powder.¹ In the compact state it is best obtained by heating iron wire or rod to a bright red heat with a large excess of ammonia, excess being necessary inasmuch as the hydrogen formed reduces iron nitride at the same temperature as that at which it is produced.²

The compound has a composition corresponding with the empirical formula Fe_2N , and is so brittle that it may be readily powdered in a mortar, is somewhat magnetic, and has a specific gravity of about 6.0–6.5. It readily oxidises when heated in the air, and ignites when warmed in chlorine. It is dissolved by dilute hydrochloric and sulphuric acids with evolution of hydrogen and formation of ferrous and ammonium salts.

According to Guntz,³ *ferrous nitride*, Fe_3N_2 , and *ferric nitride*, FeN , both of which are black powders and differ from the foregoing, are formed by heating lithium nitride with ferrous potassium chloride and ferric potassium chloride respectively. A nitride of the formula Fe_5N_2 was found by Silvestri⁴ as a lustrous metallic deposit on the Etna lavas. This is, however, possibly a mixture or solid solution of iron and the nitride, Fe_2N .

Ferrous Nitrate, $\text{Fe}(\text{NO}_3)_2 \cdot 6\text{H}_2\text{O}$, is best obtained by the decomposition of green vitriol with barium nitrate, the filtrate being evaporated in a vacuum over sulphuric acid. It is very soluble in water and very unstable, easily passing into ferric nitrate. When iron is dissolved in cold dilute nitric acid, the following reaction takes place (Berzelius):



but the reaction varies greatly with the concentration of the acid and the temperature.⁵

Ferric Nitrate, $\text{Fe}(\text{NO}_3)_3$, is formed by dissolving iron in nitric acid. The brown concentrated solution deposits, on addition of nitric acid, according to the quantity of the same or the concentration of the solution, colourless cubes of $\text{Fe}(\text{NO}_3)_3$,

¹ Fowler, *Journ. Chem. Soc.* 1901, 285.

² Beilby and Henderson, *Journ. Chem. Soc.* 1901, 1249.

³ *Compt. Rend.* 1902, 135, 738.

⁴ *Pogg. Ann.* 1876, 157, 165.

⁵ Montemartini, *Journ. Chem. Soc. Abstr.* 1892, 1278.

$6\text{H}_2\text{O}$, or colourless monoclinic crystals containing 9 molecules of water. These are very deliquescent, and dissolve in water forming a brown liquid, which becomes colourless when concentrated nitric acid is added to it. Ferric nitrate is used as a mordant in dyeing and calico-printing.

Several soluble and several insoluble basic ferric nitrates are known.

Nitroso-Compounds of Iron.—As already mentioned, nitric oxide is readily absorbed by solutions of ferrous salts with formation of dark olive-green to black solutions, which contain unstable compounds of nitric oxide with the ferrous salt. The maximum absorption which can be obtained with solutions of ferrous salts in water, alcohol and other neutral solvents is found to be in the proportion of 1 mol. NO to 1 mol. ferrous salt, but the reaction is reversible, the degree of dissociation not only varying with the nature and concentration of different ferrous salts, but being also dependent on the pressure and temperature, the solvent employed, and the presence of other dissolved substances.¹ When dissolved in strong hydrochloric acid, ferrous chloride absorbs about twice as much nitric oxide as when dissolved in the same quantity of water.²

Anhydrous ferric chloride also absorbs nitric oxide, forming the compounds $2\text{FeCl}_3\cdot\text{NO}$ and $4\text{FeCl}_3\cdot\text{NO}$, which are reddish brown non-crystalline hygroscopic powders. When nitric oxide is passed into an ethereal solution of ferric chloride, nitrosyl chloride is formed, and on allowing the solution to evaporate over sulphuric acid, black needles of the composition $\text{FeCl}_2\cdot\text{NO}$, $2\text{H}_2\text{O}$ are obtained, whilst at 60° the anhydrous compound $\text{FeCl}_2\cdot\text{NO}$ is formed, crystallising in yellow needles.³

In addition to the foregoing unstable nitroso-derivatives, others of a more stable nature have been prepared. These were discovered by Roussin⁴ in 1858, who prepared them by the action of ferrous sulphate on mixed solutions of the nitrites and sulphides of the alkalis, and they have since been investigated by many other chemists.⁵ Their exact constitution has

¹ Manchot and Zechentmayer, *Annalen*, 1906, **350**, 368.

² Kohlschütter and Kutscheroff, *Ber.* 1907, **40**, 873.

³ Thomas, *Compt. Rend.* 1895, **120**, 447.

⁴ Roussin, *Compt. Rend.* 1858, **46**, 224.

⁵ Proczinsky, *Annalen*, 1863, **125**, 302; Rosenberg, *Ber.* 1879, **3**, 312; Pavel, *Ber.* 1882, **15**, 2600; Marchlewski and Sachs, *Zeit. anorg. Chem.* 1892, **2**, 175; Marié and Marquis, *Compt. Rend.* 1896, **122**, 137; Hofmann and Wiele, *Zeit. anorg. Chem.* 1895, **8**, 318; 1895, **9**, 295; 1895, **11**, 281.

not yet been determined, but they are closely allied to the ferrocyanides and similar salts, and consist of salts of complex acids in which the iron and nitroso-groups are both contained in the acid radical. Two classes of salts have been prepared, viz., (1) the *ferrodinitroso*-derivatives, such as the salt $K[Fe(NO)_2S]$, and the *ferroheptanitroso*-salts, such as the salt $K[Fe_4(NO)_7S_3]$. The salts of the first named series have possibly a molecular formula double that given above.

Potassium Ferrodinitrososulphide, $K[Fe(NO)_2S] \cdot 2H_2O$, is obtained by the action of potash on the heptanitrososulphide. It forms dark red crystals, insoluble in water, and decomposes violently when heated, yielding, among other products, potassium and ammonium sulphates. By the action of sulphuric acid it yields the free acid, $H[Fe(NO)_2S]$, which slowly decomposes in the cold into sulphuretted hydrogen, nitrogen, nitrous oxide and the heptanitroso-acid.

The corresponding salts of the other alkalis, and in addition the crystalline *ethyl* and *phenyl* derivatives, $C_2H_5[Fe(NO)_2S]$ and $C_6H_5[Fe(NO)_2S]$, have been prepared (Hofmann and Wiede).

Potassium Ferrodinitrosothiosulphate, $K[Fe(NO)_2S_2O_3] \cdot H_2O$, is formed when nitric oxide is passed into a solution of potassium thiosulphate and ferrous sulphate for 10 hours; the solution becomes dark-brown and finally deposits reddish-brown crystals having a bronze lustre, which are only slightly soluble in water but colour it deep-yellow. The *ammonium* and *sodium* salts closely resemble the potassium salt, but the latter is more soluble in water.

Potassium Ferroheptanitrososulphide, $K[Fe_4(NO)_7S_3] \cdot H_2O$, is the most stable of these salts, and is obtained by adding a solution of ferrous sulphate to one of potassium nitrite and sulphide. It is also formed by boiling a solution of the ferrodinitrosothiosulphate, sulphur dioxide being evolved and ferric hydroxide precipitated. It forms dark monoclinic crystals with a diamond lustre, and is only sparingly soluble in water. Dilute sulphuric acid precipitates from its solution the free *ferroheptanitrososulphydric acid* as an amorphous brown mass, but when the salt is heated with concentrated sulphuric acid it yields nitric oxide, nitrogen, sulphuretted hydrogen, sulphur, and ferric ammonium and potassium sulphates.

The corresponding alkali salts have been obtained and also the *thallium* salt. The *ammonium* salt is also formed by the

action of nitric oxide on freshly precipitated ferrous sulphide suspended in water, part of the nitric oxide being reduced to ammonia.¹

564 *Phosphides of Iron*.—In the year 1780, J. C. F. Meyer, whilst examining the cause of the cold-shortness of iron, came to the conclusion that this was produced by the presence of a peculiar metal to which he gave the name *hydrosiderum*. The subject was investigated shortly afterwards by Bergman, who found that when the residue obtained by dissolving cold-short iron in sulphuric acid is fused before the blowpipe with reducing agents, a metallic bead is obtained which he also believed to be a peculiar metal to which he gave the name of *siderum*. In 1784, Meyer repeated his experiments and came to the conclusion that the substance thus obtained was a compound of iron and phosphoric acid, and it was afterwards ascertained that the body formed by reduction on charcoal was a phosphide of iron.

This compound, which has the composition Fe_2P , is obtained as a porous non-magnetic powder by fusing ferrous or ferric phosphate with lamp-black under a layer of sodium chloride, and in lustrous grey crystals of sp. gr. 6.57 by fusing cuprous phosphide with 10 parts of iron filings in the electric furnace.² When heated in the air it is converted into a basic phosphate, $2\text{Fe}_2\text{O}_3, \text{P}_2\text{O}_5$.

When iron pyrites or iron powder is ignited in a stream of phosphine a grey non-magnetic powder, having the composition Fe_3P_4 , is obtained, whilst the compound FeP is left as a dark-grey powder when the monosulphide is ignited in the same gas, or when iron is heated in phosphorus vapour. The compound Fe_2P_3 is formed by strongly heating phosphorus and ferric chloride placed in separate boats in a tube in a current of carbon dioxide, and forms hard metallic non-magnetic crystals.³

When obtained in distinct crystals these phosphides of iron are insoluble in single acids, but dissolve in a mixture of nitric and hydrofluoric acids, whilst in the loose porous state they are attacked by hot hydrochloric acid with evolution of phosphine and formation of phosphoric acid. They do not undergo alteration in the air, and can be fused in all proportions with metallic iron. Many other iron phosphides which have been

¹ See also *Atti R. Accad. Lincei*, 1906, [5], 15, ii, 467; 1907, [5], 16, i, 654.

² Maronneau, *Compt. Rend.* 1900, 130, 656.

³ Granger, *Compt. Rend.* 1896, 122, 936.

described, and possibly some of the above, are probably in reality mixtures of a true phosphide and iron.

Ferrous Phosphate, $\text{Fe}_3(\text{PO}_4)_2 \cdot 8\text{H}_2\text{O}$, occurs as the mineral vivianite, crystallising in monoclinic prisms. In its pure state it is colourless, but it generally possesses a green or blue tint, owing to partial oxidation. It is also found as an earthy mass termed blue iron-earth, sometimes dispersed through clay, and together with bog-iron ore, and in the cavities in fossil bones. When a solution of green vitriol is precipitated with sodium phosphate, a white precipitate is obtained, which, however, soon becomes blue or green on exposure to air. If the liquid and the precipitate be allowed to stand together for a week at a temperature of from 60° to 80° , the compound is converted into small crystals which become coloured blue on exposure to the air (Debray). The precipitated phosphate is used in medicine.

When iron is dissolved in a solution of phosphoric acid, colourless needles, having the composition $\text{Fe}(\text{H}_2\text{PO}_4)_2 \cdot 2\text{H}_2\text{O}$, are deposited after some time, and these rapidly alter on exposure to air.¹

Ferric Phosphates.—The *normal orthophosphate*, $\text{FePO}_4 \cdot 2\text{H}_2\text{O}$, is obtained as a yellowish-white precipitate by adding ordinary sodium phosphate to normal ferric chloride. It is soluble in dilute mineral acids, but not in cold acetic acid, and is slowly decomposed by water. When ferric hydroxide is dissolved in orthophosphoric acid and the solution rapidly evaporated, the *diacid salt*, $\text{Fe}(\text{H}_2\text{PO}_4)_3$, is obtained as a pink crystalline powder, which decomposes in moist air and deposits crystals of the *monacid salt*, $2\text{FeH}_3(\text{PO}_4)_2 \cdot 5\text{H}_2\text{O}$ (Erlenmeyer). *Ferric metaphosphate*, $\text{Fe}(\text{PO}_3)_3$, is deposited in pink plates when ferric hydroxide is digested with glacial phosphoric acid at 100° .²

Basic iron phosphates occur in nature, and frequently form a constituent of limonite. It also occurs as dufrenite, $\text{Fe}_2(\text{OH})_3\text{PO}_4$, which is found sometimes in rhombic crystals, but more generally in needles or as a radiated fibrous mass. Vivianite is often oxidised and is converted into beraunite, $\text{Fe}(\text{PO}_4) \cdot 2\text{Fe}_2\text{PO}_4(\text{OH})_3 \cdot 4\text{H}_2\text{O}$, occurring in small foliated aggregates having a hyacinth-red colour.

¹ Erlenmeyer, *Annalen*, 1878, **194**, 182.

² Hautefeuille and Margotte, *Compt. Rend.* 1888, **106**, 138. See also Johnson, *Ber.* 1889, **22**, 976.

565 *Arsenides of Iron*.—When metallic iron is ignited with an excess of arsenic in the absence of air, a white and very brittle mass of FeAs is obtained. Lölingite or FeAs_2 occurs as a mineral crystallised in silver-white rhombic prisms. Mispickel or arsenical pyrites Fe_2AsS_2 is a more common mineral; it crystallises in short rhombic prisms of a silver-white colour. A portion of the iron is frequently replaced by cobalt, and this mineral serves as the chief source of the arsenical compounds.

Ferric Arsenite.—The basic salt, $\text{Fe}_4\text{O}_5(\text{OH})_5\text{As} = 4\text{Fe}_2\text{O}_3, \text{As}_2\text{O}_3, 5\text{H}_2\text{O}$, is a voluminous brown precipitate closely resembling ferric hydroxide in appearance. It is obtained by adding an aqueous solution of arsenious oxide, or an arsenite, to ferric acetate. This compound is also formed when a solution of arsenious oxide is shaken with freshly precipitated ferric hydroxide, and for this reason this latter compound is used as an antidote in cases of arsenical poisoning. (See Vol. I. p. 685).

Ferric Arsenates.—The normal arsenate occurs as scorodite, $\text{Fe}(\text{AsO}_4) \cdot 2\text{H}_2\text{O}$, in brown rhombic vitreous crystals. Basic arsenates are also found in the mineral kingdom; amongst these we have iron-sinter or pharmacosiderite, $3\text{FeAsO}_4, \text{Fe}(\text{OH})_3, 6\text{H}_2\text{O}$, which occurs crystallised in the regular system in green or brownish-green adamantine crystals. The acid arsenate, $2\text{Fe}_2(\text{HAsO}_4)_3, 9\text{H}_2\text{O}$, is a white precipitate obtained by adding hydrogen disodium arsenate to a solution of ferric chloride. It is easily soluble in hydrochloric acid, and separates on evaporation as a white powder.

IRON AND BORON.

566 *Iron Boride*, FeB , is formed when the vapour of boron chloride is passed over iron at a dull red heat, or when soft iron is heated with boron in the electric furnace. It is thus obtained as an amorphous powder or in yellowish-grey crystals of specific gravity 7.15. It oxidises slowly in moist air and dissolves in concentrated acids.¹ When grey cast iron is heated with boron, the latter replaces the carbon to a considerable extent.²

¹ Moissan, *Compt. Rend.* 1895, **120**, 173.

² *Compt. Rend.*, 1894, **119**, 1172.

IRON AND CARBON.

567 *Iron Carbide*, Fe_3C , has already been described under steel (p. 1191).

Ferrous Carbonate, FeCO_3 , occurs naturally as spathic iron-ore, which, however, contains larger or smaller quantities of the carbonates of calcium, manganese, and magnesium. The mineral is obtained artificially in microscopic rhombohedra by precipitating a solution of green vitriol with sodium bicarbonate and heating the mixture for twelve to thirty-six hours at a temperature of 150° (Sénarmont). When a cold solution of pure ferrous sulphate is precipitated with sodium carbonate, a flocculent white precipitate is thrown down which rapidly becomes of a dirty green colour from absorption of oxygen from the air and evolution of carbon dioxide, at last being wholly converted into ferric hydroxide. If the precipitate be washed in total absence of air, it may be obtained pure and colourless. Usually, however, it takes the form of a greyish powder, which is soon oxidised on exposure to the air. If the moist precipitate be mixed with sugar it does not undergo such rapid change.

Ferrous bicarbonate exists in many mineral waters, and is formed in solution by the action of carbonic acid on ferrous carbonate. When such a solution is exposed to the air, carbonic acid gas is evolved, and ferric hydroxide deposited.

Ferric Carbonate is not known in the dry state, since the precipitate produced by the addition of a soluble carbonate to a ferric salt rapidly loses carbonic acid.

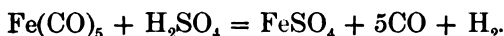
Ferropentacarbonyl, $\text{Fe}(\text{CO})_5$, was first obtained by Mond, Quincke, and Langer¹ by allowing iron prepared by the reduction of ferrous oxalate to stand in contact with carbonic oxide, and is evolved when the product is heated to 120° . It has been more fully investigated by Dewar and Jones.² It is a viscous pale yellow liquid, which forms a yellow crystalline solid at -19.5 to -20° , the latter becoming colourless at the temperature of liquid air. It has a specific gravity of 1.4565 at $21.1/4^\circ$, and boils at 102.5° under 760 mm. pressure, the vapour decomposing slowly below 180° , but rapidly depositing a mirror of metallic iron above that temperature. The vapour density at 129° and the cryoscopic determination of its molecular weight

¹ *Journ. Chem. Soc.* 1891, 604, 1090.

² *Proc. Roy. Soc.* 1905, 76A, 558; 1897, 79A, 66.

in benzene solution both agree with the molecular formula $\text{Fe}(\text{CO})_5$.

It is decomposed by chlorine with formation of ferrous and ferric chlorides and carbonic oxide, bromine acting less rapidly, and iodine very slowly. It is unacted on by gaseous hydrochloric and hydrobromic acids, but is attacked by hydriodic acid, and is rapidly decomposed by concentrated nitric and sulphuric acids, the latter yielding ferrous sulphate, hydrogen and carbonic oxide:



It is very sensitive to the action of air and moisture, the liquid quickly depositing a reddish-brown precipitate on exposure to the atmosphere.

When ferropentacarbonyl, either alone or dissolved in dry ether or light petroleum, is exposed to sunlight at the ordinary temperature, it darkens, carbonic oxide being evolved and *diferrononacarbonyl*, $\text{Fe}_2(\text{CO})_9$, formed:



The reaction is, however, a reversible one, sealed tubes of ferropentacarbonyl which have been exposed to light becoming colourless on standing in the dark. Increase of temperature increases the tendency to the reverse reaction, and no decomposition takes place when ferropentacarbonyl is exposed to light at temperatures above 60° .

Diferrononacarbonyl crystallises in lustrous orange hexagonal plates which are quite stable in dry air, and have a specific gravity of 2.085 at 18° . It is practically insoluble in light petroleum and benzene, slightly soluble in alcohol and acetone, and more readily in pyridine. When heated it decomposes as follows:



During the heating a deep green liquid is formed which probably contains ferrotetracarbonyl.

Ferrotetracarbonyl, $\text{Fe}(\text{CO})_4$.—When a solution of diferrononacarbonyl in ether or toluene is heated to 50° , it assumes an intensely green colour, and short dark-green lustrous tablets are deposited. These have the composition $\text{Fe}(\text{CO})_4$ and a specific gravity of 1.996 at 18° . It is a very stable substance at the ordinary temperature, but decomposes at 140 – 150° into iron and carbonic oxide. It dissolves in many organic solvents,

forming dark green solutions which very readily undergo oxidation. Attempts to determine its molecular weight in benzene solution were unsuccessful, except in so far that they showed that the substance must be a polymeride containing many $\text{Fe}(\text{CO})_4$ groups, possibly $[\text{Fe}(\text{CO})_4]_{20}$.

IRON AND CYANOGEN.

568 No simple cyanide of iron has yet been obtained, and probably these do not exist, owing to their great tendency to form complex cyanides. Several substances have been described as *ferrous cyanide*, FeCy_2 , but have proved on investigation to be ferrocyanides of iron. Hydrocyanic acid gives no precipitate with solutions of ferrous salts, and on addition of ammonia a ferrous ammonium ferrocyanide, $(\text{NH}_4)_2\text{Fe}^{\text{II}}\text{Fe}^{\text{II}}\text{Cy}_6$, is formed which rapidly changes by oxidation into the corresponding ferric salt $\text{NH}_4\text{Fe}^{\text{III}}\text{Fe}^{\text{II}}\text{Cy}_6$.¹

Ferric Cyanide, FeCy_3 , likewise does not appear to exist. On addition of potassium cyanide to a solution of ferric salt, ferric hydroxide is precipitated, and hydrocyanic acid remains in solution.

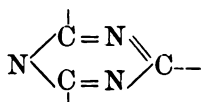
569 Our knowledge of the complex compounds of iron and cyanogen commences with the discovery of Prussian blue, which, as has been stated (Vol. I, p. 816), was made in 1704 by a colour-maker named Diesbach. In 1752 Macquer observed that when this colour is boiled with caustic potash, oxide of iron remains, whilst a peculiar salt enters into solution which was named phlogisticated alkali or yellow prussiate of potash. This body was shown to contain iron and prussic acid by Berthollet in 1787. Proust, in 1806, next found that iron remains in combination with prussic acid when the alkali in the yellow prussiate is replaced by other bases; and Ittner in 1809 considered that the compounds of ferric oxide and other bases with prussic acid are double salts. In opposition to this view R. Porret² in 1814-15 published a series of experiments founded on a suggestion of Berthollet's, from which he drew the conclusions that the so-called double prussiates containing iron are simple salts of a compound acid containing ferrous oxide and prussic acid, to which he gave the name of *ferruretted chyzic acid*, a name

¹ Hofmann, *Annalen*, 1907, **352**, 54.

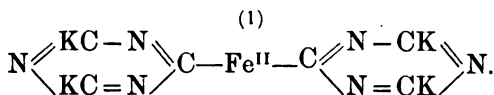
² *Phil. Trans.* 1814, 527; *Ann. Phil.* **12**, 214, and **14**, 295.

derived from the fact that it is a compound of carbon, hydrogen, and azote or nitrogen. Gay-Lussac's classical investigation of prussic acid followed immediately on Porret's memoir. In this he proved that the acid is a hydrogen compound of the radical cyanogen. Berzelius then showed that all the salts of iron and prussic acid may be considered to be double cyanides, and that (according to our present nomenclature) the prussiate of potash is a cyanide of iron and potassium, $\text{Fe}(\text{CN})_2, 4\text{KCN}$. Three years later Gmelin¹ obtained a new compound by acting upon this salt with chlorine, which from its red colour was termed red prussiate of potash. This may be regarded as the ferric double salt, $\text{Fe}(\text{CN})_3, 3\text{KCN}$. Gmelin likewise proved that the potassium in the salt may be replaced by hydrogen, thus giving rise to ferricyanic acid. In the following year Gay-Lussac pointed out that the yellow prussiate may be supposed to contain a compound radical consisting of iron and cyanogen, to which he gave the name *cyanoferre*. Liebig extended this explanation to the other cyanogen compounds containing iron, and considered the above salts as compounds of two isomeric radicals FeC_6N_6 to which he gave the names of *ferrocyanogen* and *ferricyanogen*.

Many suggestions have been made as to the constitution of these two radicals. Graham² and Erlenmeyer³ assumed these compounds to contain the radical of cyanuric acid, C_3N_3 , or



on which supposition potassium ferrocyanide would have the constitutional formula (1), whilst Friedel⁴ suggested the formula (2), and Browning⁵ that given under (3).



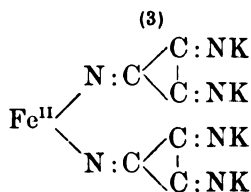
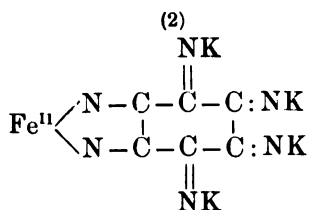
¹ *Schweigg. Journ.* 1822, **34**, 325.

² *Elements of Chemistry*, 1842, **1**, 200.

³ *Lehrbuch Org. Chem.* 1867, 148.

⁴ *Compt. Rend.* 1887, **104**, 994.

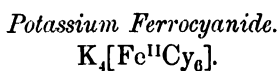
⁵ *Journ. Chem. Soc.* 1900, 1238.



According to these various hypotheses, the ferrocyanides contain closed chains either of carbon atoms alone or of carbon and nitrogen atoms. No evidence, however, has been obtained in support of any of these views, and the general properties of the substances are quite distinct from those of the numerous compounds known to contain such closed chains. Moreover, one of the six cyanogen radicals can be replaced by numerous other radicals without causing any great alteration in the general properties of the compounds thus formed, which would not be the case if any of the above formulæ were correct.

Analogous complex cyanides are formed by other metals of the eighth periodic group, and of metals occupying positions near them in the periodic table, such as chromium, *i.e.* by those metals which yield complex bases with ammonia, &c., and there is little doubt that these complex bases and the complex cyanides are compounds of the same order. The co-ordination theory of Werner (p. 37), which has thrown much light on the relations of the complex bases, is also of great value in making clear the similar relations of the ferrocyanides and analogous compounds.

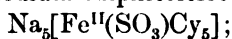
According to this hypothesis, the iron atom occupies the centre of the system and is combined with the six cyanogen radicals which are "co-ordinated" with it. The complex radical thus formed is of an acid nature and is capable of combining with basic elements or groups which form cations in solution. Thus potassium ferrocyanide and ferricyanide are formulated as follows, the co-ordinated group being enclosed in square brackets. For the sake of shortness and simplicity the symbol Cy is used for the cyanogen radical CN.



The ferrocyanogen radical is tetracidic, two of the cyanogen valencies being neutralised by the ferrous iron atom, whilst the

ferricyanogen radical is triacidic, as the ferric iron atom neutralises the valency of three cyanogen groups.

One of the six cyanogen groups may be replaced in both ferro- and ferricyanides by a large number of other groups, including CO, NO, NO₂, NH₃, H₂O, SO₃, yielding substances which closely resemble the original salts in general properties. If the replacing group be a monovalent acid radical, such as NO₂, the valency of the group remains unchanged, whilst a divalent acid radical increases the valency of the group one unit, and a neutral substance reduces it by one unit. The nitroso-group and ammonia behave in this connection as neutral substances. Thus, for example, sodium carbonylferricyanide is formulated Na₃[Fe^{II}(CO)Cy₅]; sodium nitrosferricyanide (nitroprusside), Na₂[Fe^{III}(NO)Cy₅]; sodium sulphitoferricyanide,



and sodium nitroferricyanide, Na₄[Fe^{II}(NO₂)Cy₅].

FERROCYANOGEN COMPOUNDS.

570 Until recent years the ferrocyanides served as the point of departure for the preparation of almost all the other cyanogen compounds, and they are still manufactured on the large scale, although the cyanides specially required for the extraction of gold are at present largely obtained in other ways. Formerly, the only ferrocyanides obtained on the large scale were those of potassium and iron, but at present the sodium and calcium salts are also prepared in quantity.

The method adopted for the manufacture of the potassium salt, frequently known as yellow prussiate of potash, was as follows:—Crude potashes were heated in a hemispherical iron pot closed by an iron lid, having an aperture through which a mixture of iron filings and animal matter, such as horns, feathers, dried blood and leather clippings, was added from time to time. The reaction is very complex, and has not received a complete explanation; it appears, however, that part of the nitrogen of the organic matter is evolved as ammonia, whilst another portion combines with potassium and carbon, forming potassium cyanide; simultaneously the sulphur of the organic matter, as well as that in the potassium sulphate, always present in crude potashes, gives rise to potassium iron sulphide, K₂S.Fe₂S₃.

When the resulting fused mass or "metal" is lixiviated, the cyanide and sulphide interact as follows:



The solution is evaporated to a specific gravity of 1.27, and run into crystallising vessels, where the crude salt is deposited and this is purified by recrystallisation, the mother liquors being employed to dissolve fresh quantities of the crude salt.

In this process part of the nitrogen is lost as ammonia, and a further loss occurs owing to the formation of cyanate and thiocyanate, and many attempts have been made to improve the process and obviate these sources of loss, but without much success. At the present time the manufacture of ferrocyanides by this method is practically obsolete, as these are now obtained as by-products in the coal-gas manufacture, and other industries in which coal is subjected to destructive distillation. The unpurified gas usually contains a small quantity of cyanogen compounds, chiefly if not entirely as hydrocyanic acid. When the gas is purified by means of ferric oxide (Vol. I, p. 852), this is partially absorbed, together with the sulphuretted hydrogen, and when the absorbing oxide is completely spent it is frequently found to contain sufficient Prussian blue to repay the cost of extraction.

A common method of obtaining the ferrocyanides from the spent oxide is to treat it with hot milk of lime, which converts the Prussian blue into calcium ferrocyanide, and on addition of potassium or ammonium chloride to the filtered extract the sparingly soluble potassium-calcium or ammonium-calcium ferrocyanide, $\text{CaK}_2\text{FeCy}_6$ or $\text{Ca}(\text{NH}_4)_2\text{FeCy}_6$ separates out, from which pure potassium or sodium ferrocyanides can readily be prepared.

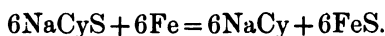
In recent years the hydrocyanic acid has been extracted at a number of gas works, by passing the gas, previous to the dry purification (Vol. I, p. 855), through a suitable apparatus in which it is brought into intimate contact with an alkaline liquid, to which an iron salt has been added. The latter is converted into ferrous sulphide by the action of the sulphuretted hydrogen in the crude gas, and this is acted on by the hydrocyanic acid in presence of alkali (*e.g.* potash) as follows:



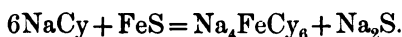
The potash may be replaced by sodium carbonate or lime, in which case sodium or calcium ferrocyanide is obtained.

If the gas be treated with a solution of ferrous sulphate previous to the removal of ammonia, the latter supplies the necessary alkali, and the hydrocyanic acid is absorbed and converted partly into ammonium ferrocyanide and partly into insoluble double ferrocyanides of ammonium and iron, the latter being almost the sole product when excess of ferrous sulphate is used. This is filtered and converted into soluble ferrocyanides by boiling with alkalis, the ammonia evolved being recovered as sulphate by absorption in sulphuric acid.

Ferrocyanides are also now prepared from sulphocyanides, the latter being either made synthetically from carbon bisulphide or recovered from crude coal-gas (Vol. I. p. 855). The sulphocyanide is fused in pots and completely dried by passing through it a current of inert gas, and then heated with dry iron borings free from rust, air being excluded :



The melt is then treated with water and boiled up with steam in a vat when sodium ferrocyanide is formed together with sodium sulphide :¹



Hydrogen Ferrocyanide or *Ferrocyanic Acid*, $\text{H}_4[\text{Fe}^{\text{II}}\text{Cy}_6]$. This is best obtained when pure hydrochloric acid is added to an equal volume of a cold saturated solution of potassium ferrocyanide. The precipitate which forms is dried on a porous plate in absence of air, then dissolved in alcohol, and precipitated by ether.² It is a white powder crystallising in small needles. Larger crystals may be obtained by pouring a layer of ether on to the alcoholic solution. Ferrocyanic acid is easily soluble in water and alcohol. It possesses a strongly acid taste and reaction, and is so powerful an acid that it liberates not only acetic, but even oxalic acid from its salts. It oxidises quickly on exposure to air, especially when warmed, with formation of hydrocyanic acid and ferric ferrocyanide :



This reaction is employed in calico-printing, the cloth being

¹ *J. Soc. Chem. Ind.* 1895, **14**, 656.

² Liebig, *Annalen*, 1853, **87**, 127.

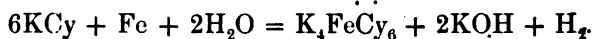
printed with a mixture of tartaric acid and yellow prussiate, and then steamed.

When the solution of the acid is boiled, hydrocyanic acid is evolved and a white precipitate of ferrous hydrogen ferrocyanide remains behind :



When heated at 300° in absence of air it yields a pale yellow powder having the composition FeCy_2 ¹; this is, however, not the simple cyanide, but more probably a ferrous ferrocyanide, $\text{Fe}^{\text{II}}_2(\text{Fe}^{\text{II}}\text{Cy}_6)$. Ferrocyanic acid also yields an *ethyl* derivative, $(\text{C}_2\text{H}_5)_4\text{FeCy}_6$, the molecular weight of which in aqueous solution has been determined and found to be in accordance with the above formula.² The acid also combines with ether, ethyl acetate and other organic esters, forming crystalline compounds.³

Potassium Ferrocyanide or *Yellow Prussiate of Potash*, $\text{K}_4\text{FeCy}_6 \cdot 3\text{H}_2\text{O}$. The commercial manufacture of this salt has been described above. It is also obtained when a ferrous salt is added to potassium cyanide. A brown precipitate of uncertain composition is first formed, but quickly dissolves in excess of potassium cyanide yielding potassium ferrocyanide. The latter is also formed by the action of potassium cyanide solution on metallic iron in absence of air, slowly in the cold and quickly on heating :



Potassium ferrocyanide forms tetragonal pyramids in which the basal faces are usually dominant. They are of a lemon-yellow colour and generally opaque. Small crystals, on the other hand, are amber-coloured and transparent. The specific gravity is 1.83. It does not undergo alteration in pure air at the ordinary temperature, but when heated to 60° it begins to lose its water of crystallisation, which is completely given off at 110°, the anhydrous salt remaining as a white powder. It has a sweetish saline and somewhat bitter taste, and is not poisonous, acting in large doses as an aperient. 100 parts of water dissolve about 38.5 parts of K_4FeCy_6 at 15° and about 87 parts at 100°, but it is insoluble in alcohol even when the

¹ Browning, *Journ. Chem. Soc.* 1900, 1234.

² Buchböck, *Zeit. physikal. Chem.* 1897, 23, 157.

³ Browning, *Journ. Chem. Soc.* 1900, 1234; Baeyer and Villiger, *Ber.* 1901, 34, 2679.

latter is considerably diluted with water. When its solution is exposed to light for some time Prussian blue separates out, and on long-continued boiling of the solution in the air ammonia is given off and the liquid becomes alkaline. The commercial salt frequently contains considerable quantities of potassium sulphate which can be removed by recrystallisation only with difficulty.

Potassium ferrocyanide, in addition to its use in the preparation of Prussian blue, and other cyanogen compounds, is employed in calico-printing, and also for the case hardening of iron.

Sodium Ferrocyanide or *Yellow Prussiate of Soda*, $\text{Na}_4\text{FeCy}_6 \cdot 10\text{H}_2\text{O}$, is manufactured in the manner already described, and may also be obtained by boiling Prussian blue with caustic soda or sodium carbonate. It crystallises readily in large monoclinic prisms containing $10\text{H}_2\text{O}$, and effloresces slightly in the air; at 110° it loses the whole of the water, leaving the anhydrous salt as a white powder. 100 parts of water dissolve about 27 parts of $\text{Na}_4\text{FeCy}_6 \cdot 10\text{H}_2\text{O}$ at 15° , and about 160 parts at 100° .

Ammonium Ferrocyanide, $(\text{NH}_4)_4\text{FeCy}_6 \cdot 3\text{H}_2\text{O}$, is obtained by the action of ammonia on ferrocyanic acid or on Prussian blue, and crystallises in yellow prisms isomorphous with the potassium salt. Its solution readily decomposes on heating with evolution of ammonium cyanide.

Calcium Ferrocyanide, $\text{Ca}_2\text{FeCy}_6 \cdot 12\text{H}_2\text{O}$, is formed when Prussian blue is boiled with the requisite quantity of milk of lime, or by passing hydrocyanic acid into a mixture of slaked lime and ferrous hydroxide suspended in water. It forms pale yellow, slightly efflorescent, triclinic prisms; one part dissolves in 0.66 parts of water at 90° , and it is even more soluble in cold water.

Potassium Calcium Ferrocyanide, $\text{K}_2\text{CaFeCy}_6 \cdot 3\text{H}_2\text{O}$, and *Ammonium Calcium Ferrocyanide*, $(\text{NH}_4)_2\text{CaFeCy}_6 \cdot 3\text{H}_2\text{O}$, are obtained as white crystalline precipitates, which are very sparingly soluble in water, when calcium chloride is added to a moderately concentrated solution of potassium or ammonium ferrocyanide, or by the addition of potassium or ammonium chloride to a solution of calcium ferrocyanide.

Strontium Ferrocyanide, Sr_2FeCy_6 , is most readily obtained by neutralising ferrocyanic acid with strontium hydroxide or carbonate. It is very soluble in water and crystallises from concentrated solution in monoclinic prisms, which, according to

Bette¹ and Wyruboff,² contain $15\text{H}_2\text{O}$, but according to Colman³ contain $14\text{H}_2\text{O}$. These lose $7\text{H}_2\text{O}$ on standing in the air, and a further $6\text{H}_2\text{O}$ over sulphuric acid. A hydrate containing $8\text{H}_2\text{O}$ has also been obtained (Wyruboff).

Barium Ferrocyanide, $\text{Ba}_2\text{FeCy}_6 \cdot 6\text{H}_2\text{O}$, is obtained by boiling Prussian blue with baryta water, or by the action of ferrous sulphate on barium cyanide. It forms flat monoclinic prisms which dissolve in 580 parts of cold, and 116 parts of boiling water.

Barium Potassium Ferrocyanide, $\text{K}_2\text{BaFeCy}_6 \cdot 3\text{H}_2\text{O}$.—This salt is deposited in small yellow rhombohedra when boiling saturated solutions of 2 parts of potassium ferrocyanide and 1 part of barium chloride are mixed, and the mixture allowed to cool. It dissolves in 38 parts of cold, and 9.5 parts of boiling water.

Magnesium Ferrocyanide, Mg_2FeCy_6 , is prepared in a similar manner to the calcium salt, and crystallises in pale yellow needles which are exceedingly soluble in water. According to Bette⁴ these contain $10\text{H}_2\text{O}$, and according to Colman $12\text{H}_2\text{O}$.

Zinc Ferrocyanide, Zn_2FeCy_6 , is a white precipitate used in medicine.

Copper Ferrocyanide, $\text{Cu}_2\text{FeCy}_6 + \text{aq}$, is a fine brown precipitate known as Hatchett's brown.

A large number of other ferrocyanides and double ferrocyanides have been prepared, many of which crystallise well.⁵ Those of the heavy metals are mostly sparingly soluble or insoluble precipitates, some of which possess characteristic colours, as in the case of copper and uranium, and potassium ferrocyanide is therefore used as a reagent for these metals. The ferrocyanides of iron are described below.

FERRICYANOGEN COMPOUNDS.

571 Ferricyanic Acid, $\text{H}_3[\text{Fe}^{\text{III}}\text{Cy}_6]$.—This is obtained by decomposing the lead salt with dilute sulphuric acid, and evaporating the solution at a moderate temperature. The

¹ *Annalen*, 1836, **22**, 148.

² *Ann. Chim. Phys.* 1869, [4], **16**, 287; 1870, [4], **21**, 271.

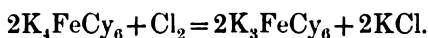
³ *Private Communication*.

⁴ *Annalen*, 1836, **22**, 152; **23**, 115.

⁵ Wyruboff, *Ann. Chim. Phys.* 1869 [4], **16**, 280; 1870 [4], **21**, 270; 1876 [5], **8**, 445; Messner, *Zeit. anorg. Chem.* 1895, **8**, 368.

acid crystallises in brown needles and has an astringent acid taste.

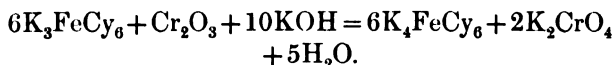
Potassium Ferricyanide, $K_3[Fe^{III}Cy_6]$, is frequently known under the name of *red prussiate of potash*, and is formed when potassium ferrocyanide is treated with oxidising agents. It is obtained on the large scale by passing chlorine into a solution of the yellow prussiate :



It may be readily separated from the potassium chloride formed at the same time by repeated crystallisation. It forms large dark-red anhydrous monoclinic prisms, having a specific gravity of 1.8, and frequently occurs in twin forms. It possesses a faintly astringent and saline taste, and yields a dark yellow powder. It dissolves in water giving a yellowish-brown solution, which on dilution assumes a lemon-yellow colour. One hundred parts of water dissolve :¹

At	4.4°	10°	15.6°	37.8°	100°
K_3FeCy_6	33.0	36.6	39.7	58.8	77.6

and 82 parts at 104°, the boiling-point of the saturated solution. It is only slightly soluble in alcohol. When exposed to light the solution becomes darker, and a blue precipitate is formed, potassium ferrocyanide remaining in solution. When the salt is heated in a flame it burns, and when mixed with ammonium nitrate and heated the mixture detonates. It is a powerful oxidising agent, especially in alkaline solution, converting the monoxides of lead and manganese into dioxides, and forming potassium chromate and potassium ferrocyanide when boiled with a solution of chromium sesquioxide in potash :



In solution it is reduced to ferrocyanide by sodium amalgam, and also by hydrogen dioxide, oxygen being evolved in the latter case :



According to Locke and Edwards² an isomeric form of potassium ferricyanide exists, which forms olive coloured crystals having the composition $K_3FeCy_6 \cdot H_2O$. The solution of

¹ Wallace, *Journ. Chem. Soc.* 1855, 80.

² *Amer. Chem. J.* 1899, 21, 193.

this salt yields precipitates with salts of the heavy metals which are not identical with those obtained in the same way from ordinary ferricyanide. On reduction with sodium amalgam, however, it yields, like the ordinary salt, potassium ferrocyanide.

Sodium Ferricyanide, $2\text{Na}_3[\text{Fe}^{\text{III}}\text{Cy}_6]\cdot\text{H}_2\text{O}$, is obtained by the action of chlorine upon sodium ferrocyanide. It dissolves in 1.25 parts of boiling, and 5.3 parts of cold water, and crystallises in ruby-red four-sided prisms which deliquesce on exposure to air.

Ammonium Ferricyanide, $2(\text{NH}_4)_3[\text{Fe}^{\text{III}}\text{Cy}_6]\cdot\text{H}_2\text{O}$, is obtained in a similar way to the other ferricyanides. It forms fine red monoclinic prisms, easily soluble in water and permanent in the air.

Lead Ferricyanide, $\text{Pb}_3[\text{Fe}^{\text{III}}\text{Cy}_6]_2\cdot 16\text{H}_2\text{O}$, is formed by mixing hot solutions of the potassium salt and lead nitrate. It forms dark reddish-brown crystals slightly soluble in cold, and rather more soluble in hot water.

The ferricyanides of most of the other heavy metals are precipitates, generally possessing a yellow, greenish-brown, or reddish-brown colour, whilst some of them, like that of tin, are colourless.

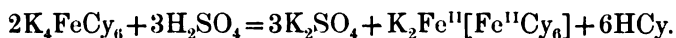
FERRO- AND FERRI-CYANIDES OF IRON.

572 As already mentioned (p. 1224) the double cyanides of iron were the earliest known cyanogen compounds, having been first obtained in 1704. In spite, however, of much experimental work by Berzelius, Liebig, Williamson and others, the exact composition and constitution of the various compounds formed by the interaction of ferro- and ferri-cyanides with ferrous and ferric salts is still in many respects doubtful. This is largely owing to the fact that the preparation of these compounds in a state of purity is very difficult, and, moreover, slight alterations in the conditions under which the interaction of iron salts and the ferrocyanides takes place have frequently a very great influence on the nature of the product.

573 *Ferrous Ferrocyanides*.—When ferrous sulphate is added to potassium ferrocyanide in cold neutral solution in absence of oxygen, a white precipitate is obtained having the composition $\text{Fe}^{\text{II}}\text{K}_2[\text{Fe}^{\text{II}}\text{Cy}_6]$. This oxidises with great rapidity in the air, yielding the β -soluble blue described below. In acid solution a

precipitate of similar composition is formed, which, however, differs from the foregoing in being less readily oxidised, and yielding γ -soluble blue (p. 1238).

A third substance of the same composition is obtained as an insoluble compound in the preparation of hydrocyanic acid by the action of sulphuric acid on potassium ferrocyanide (Vol. I, p. 823):



It forms a pale-yellow powder which is seen under the microscope to consist of doubly refractive crystals of a pale-greenish colour. It is much less readily oxidised than either of the other compounds already described, but when treated with nitric acid or hydrogen dioxide is converted into Williamson's violet (p. 1238).

Ferrous Hydrogen Ferrocyanide, $\text{H}_2\text{Fe}^{\text{II}}[\text{Fe}^{\text{II}}\text{Cy}_6]$, corresponding to the last named salt, is obtained by heating ferrocyanic acid solution at 110–120°, and on oxidation yields a violet substance $\text{Fe}^{\text{III}}\text{H}[\text{Fe}^{\text{II}}\text{Cy}_6]$ closely resembling Williamson's violet in appearance, but containing no alkali.

574 *Ferric Ferrocyanides*.—These substances are the most important of the iron-cyanogen derivatives, the various substances comprised under the general name of Prussian blue belonging to this class. They are obtained (1) by the interaction of ferric salts and ferrocyanides; (2) by the interaction of ferrous salts and ferricyanides; (3) by the oxidation of ferrous ferrocyanides; and (4) by the reduction of ferric ferricyanides. The compounds formed in the different ways, although they may have the same empirical composition, frequently differ in both physical and chemical properties.

The recent researches of Hofmann¹ have shown that all these compounds consist of ferrocyanic acid, in which the hydrogen is either wholly or partially replaced by ferric iron, or partly by ferric iron and partly by another metal, and all of them may be represented by one of the two simple formulæ: (1) $\text{Fe}^{\text{III}}_4[\text{Fe}^{\text{II}}\text{Cy}_6]_3$ and (2) $\text{Fe}^{\text{III}}\text{X}[\text{Fe}^{\text{II}}\text{Cy}_6]$, where X is either hydrogen or a monovalent metal. The molecular weight is, however, undoubtedly much higher than that shown by the simple formulæ given above, and the products having the same empirical composition but different chemical and physical properties are, in all

¹ *Annalen*, 1904, **337**, 1; 1905, **340**, 267; 1905, **342**, 364; 1907, **352**, 54.

probability, polymeric modifications of the molecule represented by the simple formula.

With the single exception of one of the ferric ammonium ferrocyanides none of these compounds has been obtained anhydrous or in the crystalline form. The remainder are all colloidal substances, which still retain water when dried for months over phosphorus pentoxide, and this water cannot be removed by heat without simultaneous decomposition of the compound. On account of their colloidal nature, it is extremely difficult to prepare them in a state of purity, as like other similar substances they obstinately retain salts, and on this account very varying formulæ have been attributed to them in the past by various workers.

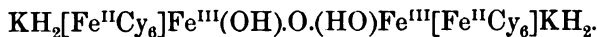
All the ferric ferrocyanides possess an intensely blue or violet colour, and form valuable dyes, differing in this respect from all the other ferrocyanides, for although most of the latter are coloured, none of them can be described as colouring matters. Hofmann and Resenschenk¹ suggest that the cause of the intense colour is the presence in the same molecule of ferrous and ferric iron atoms, and point out that similar intense colour is present in many other compounds containing the same element in different states of oxidation, as in sulphur sesquioxide, red-lead, and the tungsten bronzes. It has also been supposed that the presence of chemically combined water was essential to the production of the colour, but the preparation of an anhydrous ferric ammonium ferrocyanide by Hofmann and Arnoldi² disproves this suggestion, as that substance is still intensely coloured.

a-Soluble Prussian Blue or *a-Ferric Potassium Ferrocyanide*, $4\text{Fe}^{\text{III}}\text{K}[\text{Fe}^{\text{II}}\text{Cy}_6]\cdot 7\text{H}_2\text{O}$, is obtained by precipitating a solution of potassium ferrocyanide with slightly less than one equivalent of a ferric salt; the precipitate is washed by decantation with potassium chloride solution, and then with 70 per cent. alcohol, and dried over phosphorus pentoxide. It forms a voluminous mass, having a beautiful bronze reflex, and yields a deep-blue powder. It dissolves in pure water forming a deep-blue solution, and like other colloids is precipitated by the addition of salts. It also dissolves readily in oxalic acid and is quickly converted into ferrocyanide and ferric hydroxide by dilute ammonia. The water in the dried substance cannot be driven off without decomposition taking place, and is therefore

¹ *Annalen*, 1905, **342**, 364.

² *Ber.* 1906, **39**, 2204.

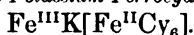
probably "constitutional" water. Hofmann states that it is in all probability a basic ferric salt of the simplest formula $(\text{HO})_2\text{Fe}^{\text{III}}[\text{Fe}^{\text{II}}\text{Cy}_6]\text{KH}_2$, two molecules of which have lost one molecule H_2O , forming the anhydro-salt:



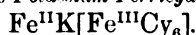
When treated with dilute acid it loses potassium, yielding the corresponding *a-ferric hydrogen ferrocyanide*, $\text{Fe}^{\text{III}}\text{H}[\text{Fe}^{\text{II}}\text{Cy}_6] + \text{aq.}$, which closely resembles the ferric potassium salt, but is insoluble in water.

When a solution of potassium ferricyanide is precipitated with slightly less than one equivalent of ferrous salt a soluble Prussian blue is produced, which its mode of formation would indicate to be a ferrous potassium ferricyanide, $\text{Fe}^{\text{II}}\text{K}[\text{Fe}^{\text{III}}\text{Cy}_6]$. It has, however, been shown by Skraup,¹ and by Hofmann, Heine, and Höchtlen,² that this substance is identical with that obtained in the manner already described from potassium ferrocyanide and a ferric salt. Evidence other than that of the method of formation is therefore necessary to decide whether the substance possesses the constitution (1) or (2).

(1)

Ferric Potassium Ferrocyanide.

(2)

Ferrous Potassium Ferricyanide.

Alkalis decompose it into potassium ferrocyanide and ferric hydroxide, which is in favour of the first formula, but this is not conclusive, inasmuch as potassium ferricyanide and ferrous hydroxide, which would be the products formed from a substance of the second formula, immediately interact, yielding ferrocyanide and ferric hydroxide. Hofmann has, however, shown that dilute hydrogen dioxide containing acid, which readily reduces the ferricyanogen group to ferrocyanogen, but has no effect on ferric salts, quickly reduces a ferric ferricyanide solution to Prussian blue, and also oxidises the ferrous ferrocyanides to Prussian blue. This must therefore contain the ferric iron as the basic constituent, and ferrous iron in the acidic radical, as given in formula (1). In fact all the blue iron cyanogen compounds are ferric ferrocyanides, the ferrous ferricyanides apparently not being capable of permanent existence, intramolecular change taking place where their formation would be expected.

¹ *Annalen*, 1877, 186, 371

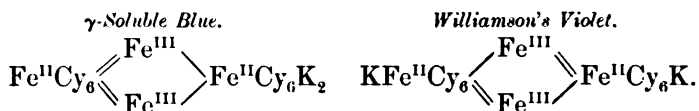
² *Annalen*, 1904, 337 1.

β-Soluble Prussian Blue, $\text{Fe}^{\text{III}}\text{K}[\text{Fe}^{\text{II}}\text{Cy}_6]\cdot\text{H}_2\text{O}$, is obtained by the oxidation of the ferrous potassium ferrocyanide obtained in neutral solution (p. 1234). It is soluble in water, and differs from the previous compound chiefly by its insolubility in oxalic acid.

γ-Soluble Prussian Blue is prepared in a similar manner by oxidising the ferrous potassium ferrocyanide obtained in cold acid solution. It is soluble in water, but is much more stable towards alkalis than the two previous compounds, and only loses the potassium with difficulty by the action of dilute acids or of ferric chloride.

Williamson's Violet, $\text{Fe}^{\text{III}}\text{K}[\text{Fe}^{\text{II}}\text{Cy}_6]\cdot\text{H}_2\text{O}$.—This substance was first obtained by A. W. Williamson by the action of nitric acid or some other oxidising agent on the residue left in the preparation of hydrocyanic acid from potassium ferrocyanide (p. 1235). It forms a deep violet-blue powder, which is transparent in thin layers, allowing green light to pass through. It is much more stable than any of the three compounds already described of the same empirical composition, being quite insoluble in mineral acids, which do not remove the potassium, and also in oxalic acid, and being only very slowly decomposed by dilute alkalis.

Hofmann regards *γ*-soluble blue and Williamson's Violet as formed by the union of two molecules of the simple substance $\text{Fe}^{\text{III}}\text{K}[\text{Fe}^{\text{II}}\text{Cy}_6]$, the former having an unsymmetrical and the latter a symmetrical constitution, as shown by the formulæ.



In addition to the ferric potassium compounds, several ferric ammonium compounds have been prepared.

Monthiers' Blue, $\text{Fe}^{\text{III}}\text{NH}_4[\text{Fe}^{\text{II}}\text{Cy}_6]\cdot\text{H}_2\text{O}$, was first obtained by Monthiers¹ by the oxidation of the white precipitate formed by the action of ammoniacal ferrous chloride on potassium ferrocyanide, and given by him the formula $(\text{Fe}_2)_2(\text{FeCy}_6)_3\cdot 6\text{NH}_3\cdot 9\text{H}_2\text{O}$, but it has been shown by Hofmann, Arnoldi, and Hiendlmaier² to have the formula given above. It is also formed if any of the soluble Prussian blues be exposed to sunlight with ammonium oxalate solution, and the resulting white compound

¹ *Journ. Pharm.* 1846, [3], 9, 262.

² *Annalen*, 1907, 352, 54.

oxidised by hydrogen dioxide, but is most readily obtained by acting on a solution containing potassium ferrocyanide, ammonium chloride, and ammonia with iron wire, and oxidising the green precipitate with hydrogen dioxide. It is a deep-blue powder having an enamel-blue reflex, is soluble in water and oxalic acid, and is decomposed somewhat slowly by dilute alkalis.

A crystalline anhydrous *ferric ammonium ferrocyanide*, $\text{Fe}^{\text{III}}\text{NH}_4[\text{Fe}^{\text{II}}\text{Cy}_6]$, is obtained together with nitroprusside by heating a solution of hydroxylamine hydrochloride with one of potassium ferrocyanide, and forms a deep-blue insoluble powder, which is seen under the microscope to consist of opaque violet-red lustrous cubes. In its properties it very closely resembles Williamson's Violet.¹

Insoluble Prussian Blue, or *Ferric Ferrocyanide*, $\text{Fe}^{\text{III}}_4[\text{Fe}^{\text{II}}\text{Cy}_6]_3$ or $\text{Fe}_7\text{Cy}_{18}$, is prepared by precipitating a solution of a soluble ferrocyanide with an excess of ferric salt, or by the action of the latter on soluble Prussian blue. It is, however, exceedingly difficult to get rid of the last traces of alkali from the precipitate. It is insoluble in water and dilute mineral acids, but dissolves in ammonium tartrate solution forming a violet liquid, and in oxalic acid forming a blue solution. The latter was formerly largely used as a blue ink, but has now been replaced by the blue aniline colours.

The dried substance contains water which cannot be driven off without decomposition, the amount of which corresponds approximately to the formula, $\text{Fe}_7\text{Cy}_{18}\cdot 9\text{H}_2\text{O}$, or $\text{Fe}_7\text{Cy}_{18}\cdot 10\text{H}_2\text{O}$. When strongly heated in the air it burns like tinder forming ferric oxide, and is decomposed by alkalis into ferric hydroxide and the ferrocyanide of the alkali employed. Concentrated sulphuric acid converts it into a white mass, neither iron nor hydrocyanic acid being removed, and when this is dried on a porous plate an amorphous powder remains which is decomposed by water into Prussian blue and sulphuric acid (Berzelius). Prussian blue also dissolves in hot concentrated hydrochloric acid, forming a yellow solution from which ferrocyanic acid separates on standing. It dissolves more readily in a mixture of hydrochloric acid with ethyl alcohol or higher alcohols, or with amyl acetate, small quantities of water causing a blue precipitate in the solutions.²

¹ Hofmann and Arnoldi, *Ber.* 1906, **39**, 2204.

² Coffignier, *Bull. Soc. Chim.* 1902 [3], **27**, 696; Watson Smith, *J. Soc. Chem. Ind.* 1903, **22**, 472.

Turnbull's Blue.—Gmelin obtained a blue compound by the precipitation of potassium ferricyanide with excess of ferrous salt, which was afterwards manufactured in England under the name of Turnbull's blue. From its mode of preparation it was supposed to be ferrous ferricyanide, $\text{Fe}^{\text{II}}_3[\text{Fe}^{\text{III}}\text{Cy}_6]_2$ or $\text{Fe}_5\text{Cy}_{12}$, but it has been found¹ that the compound thus formed after it has been washed in presence of air, during which oxidation probably takes place, is identical with the insoluble Prussian blue obtained from ferric salts and ferrocyanides (see also p. 1237).

Another ferric ferrocyanide differing from that above described, has been obtained by Hofmann and Resenschenk by the action of hydrogen dioxide on a solution of ferric ferricyanide in presence of an excess of strong hydrochloric acid. It has the composition $\text{Fe}_7\text{Cy}_{18}\cdot 10\text{H}_2\text{O}$, but in colour resembles Williamson's violet, and is insoluble in oxalic acid.

Commercial Prussian Blue is a mixture of a number of the ferric ferrocyanides above described, and consequently varies considerably in its colour and appearance. It is sold in the form of lumps, powder and paste. All these have a deep blue colour and show a bronze reflex in varying degree. The finest variety, known as Paris blue, is obtained by the precipitation of potassium ferrocyanide by a ferric salt, and the lumps of this product, especially when wet, have a splendid bronze lustre. As ferric salts are dear, the blue is usually made by precipitating a ferrocyanide with ferrous salt, and oxidising the product by an oxidising agent such as bleaching powder. The exact conditions under which the preparation is carried out are, however, mostly kept secret by the makers.

Prussian blue is still employed to a considerable extent as a dye, although to a less extent than formerly, having been to a considerable degree replaced by the coal tar colours.

575 Ferric Ferricyanides.—When a ferric salt is added to a solution of a ferricyanide no precipitate is obtained, but the solution assumes a dark-brown colour, and probably contains ferric ferricyanide, although no solid compound of that composition has been isolated from it.

Prussian Green.—When an excess of chlorine is allowed to act on a solution of a ferro- or ferri-cyanide, or on Williamson's violet, a green hydrated compound is precipitated, to which the name Prussian green has been given. The composition of this substance is variable, and numerous formulæ have been proposed

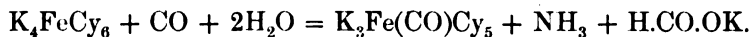
¹ Hofmann, Heine, and Hochtlen, *Annalen*, 1904, **337**, 1.

for it, such as Fe_3Cy_8 , $\text{Fe}_5\text{Cy}_{14}$, $\text{Fe}_9\text{Cy}_{24}$. It has, however, been shown by Messner¹ that when chlorine is passed through a boiling solution in the dark, until no further action takes place, and the precipitate washed with water in the dark, the green product has the empirical formula FeCy_3 , and is probably a polymeric ferric ferri-cyanide $[\text{Fe}^{\text{III}}(\text{Fe}^{\text{III}}\text{Cy}_6)]_x$. It readily loses cyanogen, forming Prussian blue, this being the cause of the varying composition found by the former investigators. It is doubtful whether the compound when pure has a green colour, this being probably due to the presence of traces of Prussian blue.

IRON PENTACYANO-DERIVATIVES.

576 It has already been stated that one of the cyanogen groups in ferro- and ferri-cyanides can be replaced by other groups forming stable salts, which in general properties are closely allied to these substances.

Carbonylferrocyanic Acid, $\text{H}_3[\text{Fe}^{\text{II}}(\text{CO})\text{Cy}_5]$.—The *potassium* salt of this acid is slowly formed by the action of carbonic oxide on boiling potassium ferrocyanide solution, the group CO replacing 1 molecule of potassium cyanide, which undergoes conversion into potassium formate and ammonia:²



It forms pale-yellow crystals containing $4\text{H}_2\text{O}$. The free acid forms colourless crystalline plates.

The salts of this acid are almost invariably present in the crude ferrocyanides obtained from coal-gas, their formation being due to the carbonic oxide always present in the gas. They are readily separated by treatment with dilute alcohol, in which the carbonylferrocyanides are soluble, and the ferrocyanides insoluble.

With ferric chloride the carbonylferrocyanides give a precipitate of *ferric carbonylferrocyanide*, $\text{Fe}^{\text{III}}[\text{Fe}^{\text{II}}(\text{CO})\text{Cy}_5] + \text{aq.}$, which differs from Prussian blue in possessing an intense purple colour. The *copper* salt is a pale apple-green precipitate.

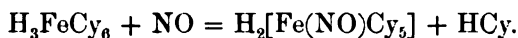
Nitroprussic acid or *Nitrosoferrocyanic Acid*, $\text{H}_2[\text{Fe}^{\text{II}}(\text{NO})\text{Cy}_5]$.

¹ *Zeit. anorg. Chem.* 1895, **9**, 136.

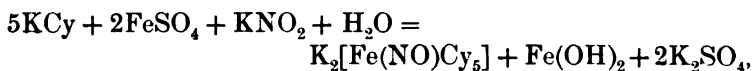
² Muller, *Ann. Chim. Phys.* 1889 [6], **17**, 93; *Compt. Rend.* 1898, **126**, 1421.

—Gmelin and other chemists observed that the coffee brown solution obtained by the action of nitric acid on potassium ferrocyanide yields a splendid purple-red colour when treated with the sulphides of the alkalis. Playfair,¹ in 1849, showed that this reaction is produced by the presence of a peculiar compound which is formed by the action of nitric acid on ferro- or ferri-cyanides, which he termed nitroprussic acid, and which may be regarded as ferricyanic acid in which one of the Cy groups has been replaced by the nitroso-group NO.

The acid is formed when nitric oxide is passed into an acid solution of potassium ferrocyanide, the ferrocyanic acid being first oxidised to ferricyanic acid, upon which nitric oxide then acts as follows :



The potassium salt is also formed by the action of potassium nitrite on a mixture of potassium cyanide and a ferrous salt :



the ferrous hydroxide being further converted into ferric hydroxide² with liberation of ammonia by the action of the nitroprusside or the nitrite.

Nitroprussides may be prepared from either ferrocyanides or cyanides. In the former case powdered potassium ferrocyanide is treated with double its weight of strong nitric acid previously mixed with an equal volume of water. The coffee-coloured solution evolves carbon dioxide, nitrogen, cyanogen and hydrocyanic acid, and as soon as solution is complete it is warmed on the water bath till a portion of the liquid gives a slate-coloured precipitate with ferrous sulphate. On cooling, the liquor is poured off from the separated potassium nitrate, and neutralised with sodium carbonate. The solution is then concentrated, filtered, and the nitrates separated by fractional crystallisation, or the copper salt may be precipitated and decomposed, after washing, with soluble bases.

To obtain them from cyanides, a concentrated aqueous solution of ferrous sulphate is mixed with a solution of equal parts of potassium cyanide and sodium nitrite and allowed to remain for five hours at the ordinary temperature. Ferric hydroxide

¹ *Phil. Trans.* 1849, ii. 477.

² Staller, *Annalen*, 1869, 151, 1.

separates and nitrogen and nitric oxide are evolved. The solution is then heated to 25° for a short time, made slightly alkaline with caustic soda, filtered, and the salt obtained by crystallisation.

Nitroprussic acid is formed by decomposing the silver salt with hydrochloric acid, or the barium salt with dilute sulphuric acid. The red strongly acid solution leaves on evaporation in a vacuum dark-red deliquescent prismatic needles. This compound is very unstable and partially decomposes during the concentration of the liquid with formation of ferric hydroxide, hydrocyanic acid, &c.

Potassium Nitroprusside, $K_2[Fe(NO)Cy_5]$, forms dark-red monoclinic prisms which deliquesce in the air and are readily soluble in water.

Sodium Nitroprusside, $Na_2[Fe(NO)Cy_5] \cdot 2H_2O$, crystallises most readily of all the nitroprussides, and is usually prepared by concentrating the solution prepared as above described until a sufficient quantity of nitroprusside has crystallised out. This is then removed from the warm solution in order to avoid any admixture of nitrates. It is purified by crystallisation and forms large ruby-red rhombic prisms. It dissolves in 2.5 parts of water at 15° and is more soluble in hot water. When exposed to light, the solution decomposes with separation of Prussian blue and nitric oxide. Boiled with caustic soda ferrous hydroxide is separated, sodium ferrocyanide and sodium nitrite being formed.

The nitroprussides of ammonium and of the alkaline-earth metals also form red, easily soluble salts, their solutions decomposing on standing or on boiling with separation of Prussian blue and ferric oxide. The silver salt and the ferrous salt are flesh-coloured precipitates.

The splendid purple colour which the nitroprussides impart to a solution of an alkaline sulphide is very characteristic, and this reaction is employed both for the detection of alkali sulphides and of small quantities of alkalis and alkaline earths in solution, by passing a little sulphuretted hydrogen through the liquid in the latter case and then adding a few drops of nitroprusside solution.

The purple compound thus produced is very unstable and its constitution is uncertain, but is very probably represented by the formula $Na_3[Fe^{II}(O:N.SNa)Cy_5]$, as Hofmann,¹ by the action of thiourea, $CS(NH_2)_2$, on sodium nitroprusside, has

¹ *Annalen*, 1900, 312, 1.

obtained the compound $\text{Na}_3[\text{Fe}^{\text{II}}(\text{O}:\text{N}:\text{SCNH}:\text{NH}_2)\text{Cy}_5]$, which forms a beautiful carmine-red powder, closely resembling in its properties the substance formed from nitroprussides and sulphides.

Starting from sodium nitroprusside, Hofmann has obtained the following substituted ferro- and ferri-cyanides :

Sodium nitroferrocyanide,	$\text{Na}_4[\text{Fe}^{\text{II}}(\text{NO}_2)\text{Cy}_5], 10\text{H}_2\text{O}$
Potassium nitroferricyanide,	$\text{K}_3[\text{Fe}^{\text{III}}(\text{NO}_2)\text{Cy}_5]$
Sodium aquoferrocyanide,	$\text{Na}_3[\text{Fe}^{\text{II}}(\text{H}_2\text{O})\text{Cy}_5], 7\text{H}_2\text{O}$
Sodium aquoferricyanide,	$\text{Na}_2[\text{Fe}^{\text{III}}(\text{H}_2\text{O})\text{Cy}_5]$
Sodium ammonioferrocyanide,	$\text{Na}_3[\text{Fe}^{\text{II}}(\text{NH}_2)\text{Cy}_5], 6\text{H}_2\text{O}$
Sodium ammonioferricyanide,	$\text{Na}_2[\text{Fe}^{\text{III}}(\text{NH}_2)\text{Cy}_5], \text{H}_2\text{O}$
Sodium sulphitoferricyanide,	$\text{Na}_5[\text{Fe}^{\text{II}}(\text{SO}_3)\text{Cy}_5], 9\text{H}_2\text{O}$
Sodium arsenitoferricyanide,	$\text{Na}_4[\text{Fe}^{\text{II}}(\text{AsO}_2)\text{Cy}_5], 10\text{H}_2\text{O}$

The substituted ferrocyanides are yellow or reddish-yellow crystalline salts, which give blue precipitates with ferric salts, and brownish-red precipitates with copper salts. The substituted ferricyanides have a deep carmine-red or purple colour, and give no precipitate with ferric salts, and pale-green precipitates with copper salts. All these compounds are converted into sodium ferrocyanide by boiling with sodium cyanide solution.

IRON THIOCYANATES.

577 Ferrous Thiocyanate, $\text{Fe}(\text{SCN})_2, 3\text{H}_2\text{O}$, is obtained in large pale-green monoclinic crystals by dissolving iron wire in concentrated thiocyanic acid and evaporating the liquid in absence of air. The salt dissolves readily in water, alcohol, and ether, and becomes red-coloured on exposure to the air.

Ferric Thiocyanate,— $\text{Fe}(\text{SCN})_3, 3\text{H}_2\text{O}$.—This compound is obtained in the pure state when a mixture of anhydrous ferric sulphate and potassium thiocyanate in equivalent proportions is treated with alcohol and the solution evaporated over sulphuric acid in a vacuum. Dark-red or almost black cubical crystals are deposited, and these dissolve readily in water, alcohol, and ether. If a concentrated aqueous solution be shaken with ether it becomes colourless and the ether attains a purple-red colour. The aqueous solution is also decolorised in presence of reducing agents as well as on treatment with mercuric chloride or gold chloride.

The reaction between a ferric salt and potassium thiocyanate in aqueous solution is not complete when equivalent quantities are employed, and the state of equilibrium which is produced in any mixture of the two depends on the degree of dilution, the temperature and the relative proportion of the two salts present.¹ When the deep red solution is diluted so as to be almost colourless and potassium thiocyanate then added, the deep-red colour is again produced.

The iron thiocyanates form double salts with other thiocyanates, which are analogous to the ferro- and ferri-cyanides, and have the general formulæ $M'_4Fe(CNS)_6$ and $M'_3Fe(CNS)_6$. Unlike these, however, they are very unstable substances and are completely dissociated by water into the constituent salts.²

IRON AND SILICON.

578 Silicides of Iron.—Iron can be alloyed with silicon in all proportions up to about 30 per cent., and since silica and silicates are reduced by carbon in the presence of iron, all cast-iron contains silicon, probably in the form of a silicide (p. 1161).

The compound $SiFe_2$ is obtained by heating iron with silicon in the electric furnace, and forms magnetic prisms of specific gravity 7. It is readily attacked by hydrofluoric acid.³

Compounds of the formulæ $FeSi$, $FeSi_2$, and Fe_3Si_2 have also been described.

Silicates of Iron.—Several ferrous and ferric silicates occur in the mineral kingdom, but they are more frequently found as double silicates, in which the alkali metals and the metals of the alkaline earths are present. These are generally isomorphous mixtures in which ferric oxide is replaced by alumina, whilst lime, magnesia, and the alkalis are substituted by ferrous oxide, manganous oxide, &c. For a description of these compounds works on mineralogy must be consulted.

The Iron Tree.—In Glauber's description of the preparation of *oleum martis* (see p. 1204) the following passage occurs:—"When such a red *massa* before it deliquesces to an *oleum* is laid in *oleum arenæ vel silicum* (the modern sodium silicate) for one

¹ Krüss and Moraht, *Ber.* 1889, **22**, 2061; *Zeit. anorg. Chem.* 1891, **1**, 399; Magnanini, *Zeit. physikal. Chem.* 1891, **8**, 1; Vernon, *Chem. News*, 1892, **66**, 177 *et seq.*; 1893, **67**, 66; Gladstone, *Chem. News*, 1893, **67**, 1.

² Rosenheim and Cohn, *Zeit. anorg. Chem.* 1901, **27**, 280.

³ Moissan, *Compt. Rend.* 1895, **121**, 621.

or two hours, a tree grows out of it, with roots, stems, many branches, and twigs, wonderful to behold." This phenomenon depends upon the fact that water-glass, which always contains some carbonate, decomposes the ferric chloride into ferric silicate and basic ferric carbonate, whilst bubbles of carbon dioxide are given off, and thus filiform processes are produced. In place of the ferric chloride, ferrous chloride, cobalt chloride, nickel chloride, copper nitrate, and many other easily soluble metallic salts may be employed, and thus a series of differently coloured coral-like growths may be produced.

DETECTION AND ESTIMATION OF IRON.

579 The ferrous salts, as has been stated, readily absorb oxygen, and their solutions, therefore, usually contain larger or smaller quantities of the ferric salts. Hence they give a bluish-white precipitate with ferrocyanide of potassium, and this on shaking with air assumes a dark-blue colour. Ferricyanide of potassium produces at once a dark-blue precipitate, whilst the ferric salts are coloured a dark-brown by this reagent, no precipitate being formed. By these reactions it is easy to ascertain whether a ferrous or a ferric salt, or a mixture of both, is contained in solution.

With alkalis, ferrous salts give a white, or usually greenish precipitate which quickly changes to a dark-green colour on exposure to air, and afterwards becomes brown. Ferric salts give at once a brown precipitate. The presence of these latter may also be readily ascertained by the blood-red colour which they produce with soluble thiocyanates. A bead of microcosmic salt or borax is coloured dark-green by ferrous salts. This colour readily changes to a yellow or reddish-brown by oxidation. On cooling, the colour becomes less distinct, disappearing altogether if only traces of ferric oxide are present. Iron can also be detected in the dry way by Bunsen's test. For this purpose the compound is heated on the end of a carbonised wooden match, which has previously been impregnated with fused sodium carbonate, held in the reduction zone of the non-luminous gas-flame. The whole is then rubbed up in an agate mortar with a little water, the particles of iron being extracted on the point of a magnetised knife-blade. The adhering particles of finely divided iron are brought on to a small piece

of filter paper, dissolved in a drop of aqua regia and a drop of potassium ferrocyanide added, this confirmatory test being necessary inasmuch as nickel and cobalt are also magnetic metals.

It has already been stated that manganese is obtained together with iron in the course of qualitative analysis and the mode of their separation has already been described. The precipitate containing ferric hydroxide may also contain uranium. This is readily separated by digesting the precipitate with a concentrated solution of ammonium carbonate. The washed residue is then dissolved in hydrochloric acid and the confirmatory test for iron applied.

The iron compounds do not impart any colour to the non-luminous gas-flame. The spectrum of the metal is extraordinarily rich in lines, more than 4,500 having been measured. A dark line in the solar spectrum corresponds to each of the bright lines in the visible part of the spectrum.

In the processes of *quantitative analysis* iron is estimated both gravimetrically and volumetrically. In the first case the iron must be present as ferric salt. Ferrous salts are, therefore, previously oxidised by nitric acid and then precipitated by ammonia, the precipitate washed with boiling water, dried, ignited, and weighed as the sesquioxide. If the solution should contain tartaric acid, sugar, or other organic compounds ammonia produces no precipitate. In these cases the iron must be previously precipitated as sulphide; this is well washed with water containing ammonium sulphide, dissolved in nitric acid and the iron precipitated by ammonia, or the organic compound may be destroyed by ignition. If other metals precipitable by ammonia and ammonium sulphide be present, the iron can be separated by adding sodium or ammonium formate, acetate or succinate to the neutral solution and boiling, when basic ferric formate, acetate or succinate is thrown down. This is filtered whilst hot, washed with boiling water, dried, and ignited, and weighed as ferric oxide. The precipitate may contain alumina, and this must then be separated by means of caustic potash.

The *volumetric* processes for the estimation of iron depend upon the amount of oxygen required to convert it from the ferrous into the ferric form, and the solutions to be tested must first have the iron completely reduced to the ferrous state. For this purpose many reducing agents may be employed, the

methods most frequently used being (1) treatment with zinc or aluminium in acid solution, (2) treatment with sulphuretted hydrogen, (3) boiling with ammonium bisulphite solution and (4) addition of stannous chloride to the boiling solution. In the case of (2) and (3) the excess of reducing agent is removed by boiling, and in (4) the excess of stannous chloride is precipitated by addition of mercuric chloride.

The oxidising medium employed is a standard solution of potassium permanganate or dichromate, these being standardised by means of pure iron wire, recrystallised oxalic acid, or pure ferrous ammonium sulphate, $\text{FeSO}_4(\text{NH}_4)_2\text{SO}_4 \cdot 6\text{H}_2\text{O}$, the latter containing exactly one-seventh of its weight of iron. In carrying out the permanganate method, the ferrous solution prepared as above described is acidified with sulphuric acid and titrated with the permanganate solution until a permanent pink coloration is produced. Permanganate cannot, however, be used without special precautions when hydrochloric acid is present, and in that case it is better to employ dichromate, which may also be used in presence of sulphuric acid. The completion of the reaction is then ascertained by bringing a drop of the solution in contact with a very dilute freshly prepared solution of potassium ferricyanide, free from ferrocyanide, on a white porcelain plate, and adding the dichromate until no further blue coloration is obtained.

The Atomic Weight of iron has been accurately determined by several chemists. Svanberg and Norlin,¹ by reducing the oxide in hydrogen obtained the number 55·67 as a mean of seven experiments. Berzelius found the number 55·58 as a mean of two experiments by oxidising the metal with nitric acid, and Erdmann and Marchand,² who reduced the oxide in hydrogen, obtained the number 55·58 as a mean of eight experiments. Maumené³ dissolved pure iron wire in nitric acid and precipitated with ammonia, the mean of six experiments giving the number 55·58; and Dumas,⁴ by the analysis of ferric chloride, obtained the number 55·90, whilst by the analysis of ferrous chloride the number 55·56 was obtained. By the reduction of ferric oxide obtained from carefully purified ferric nitrate with hydrogen Richards and Baxter obtained the value 55·46, and from the determination of the amount of silver

¹ *Annalen*, 1844, **50**, 432.

² *Annalen*, 1844, **52**, 212.

³ *Ann. Chim. Phys.* 1850 [3], **30**, 380.

⁴ *Ann. Chim. Phys.* 1859 [3], **55**, 157.

bromide yielded by ferrous bromide, the number 55·44.¹ The value at present adopted is 55·5 (H = 1), 55·9 (O = 16).

COBALT. Co = 58·55 (H = 1).
= 59 (O = 16).

580 The word cobalt occurs in the writings of Paracelsus and Agricola as well as in those of "Basil Valentine"; two meanings were attached to this name; in the first place it signified a sprite or goblin supposed to haunt the mine, whilst in the second place it was used to denote certain minerals, which are too imperfectly described for exact identification. It appears, however, that in this latter sense it was employed to designate minerals which, although they possessed the appearance of a well-known metallic ore, did not yield any of this metal when subjected to the usual treatment. Hence the word came to signify a false ore. In later times the same name was given to the mineral which was used for the purpose of colouring glass blue, and is still employed for the preparation of smalt. In 1735, Brandt stated that the blue colour of smalt depends upon the presence of a peculiar metal to which he gave the name kobalt-rex, and in 1742 he showed that the colour of smalt does not depend, as had been believed, upon the presence of arsenic and iron, metals which are usually found in cobalt ores, for he found that some of these ores occur free from arsenic, and that these likewise give the blue colour. The new metal was stated to be magnetic and extremely infusible. These observations were confirmed by Bergman in 1780, and the compounds of cobalt were afterwards examined by many chemists.

Cobalt does not occur in the free state in nature, and its ores, in which it is usually accompanied by nickel, are not very widely distributed. It is found as linnaeite, $(\text{Co}, \text{Ni}, \text{Fe})_3\text{S}_4$; skutterudite, CoAs_3 ; speiss-cobalt, $(\text{Co}, \text{Ni}, \text{Fe})\text{As}_2$; glance-cobalt, $(\text{Co}, \text{Fe})\text{AsS}$; earthy cobalt, or wad, $(\text{Co}, \text{Mn})\text{O}, 2\text{MnO}_2, 4\text{H}_2\text{O}$; erythrite, or cobalt-bloom, $\text{Co}_3(\text{AsO}_4)_2, 8\text{H}_2\text{O}$, &c.

Cobalt is likewise almost always found as a constituent of meteoric iron, and its presence has been detected in the solar atmosphere.

¹ *Zeit. anorg. Chem.*, 1900, **23**, 245; 1904, **38**, 232.

Treatment of Cobalt Ores. For the preparation of cobalt compounds speiss-cobalt or other arsenical ores are employed. These, after roasting or calcination in the air, yield an impure cobalt arsenate which comes into commerce under the name of *zaffre*, and which is further worked up as hereafter described. The cobalt ores, however, mostly contain large quantities of nickel and iron as well as other metals, and for this reason they are usually smelted in order to get rid of the greater part of the iron, the process employed being similar to that which is used for the extraction of copper. The roasted ore is fused with a flux of calcium carbonate or sand, when the iron slag flows on to the surface while the cobalt remains below as a heavy *speiss* or stone. The roasted ore or the *speiss* is then dissolved in strong hydrochloric acid, any arsenate of iron which may be present being precipitated by the careful addition of bleaching-powder solution and a small quantity of milk of lime; the clear supernatant liquid is drawn off, treated with sulphuretted hydrogen for the purpose of separating copper, bismuth, &c., and the oxide of cobalt then precipitated from the clarified solution by bleaching-powder. The oxide thus obtained is washed and ignited, and this is brought into the market and largely used for colouring glass and porcelain as well as for the preparation of the chloride and nitrate of cobalt. This oxide usually contains iron and almost always nickel and other impurities. A large amount of cobalt oxide is extracted from the mangiferous brown iron ores of New Caledonia, which contain about 2 per cent. of cobalt and an equal amount of nickel.

A small amount of cobalt is extracted in the form of oxide by the treatment of ores and metallurgical products containing nickel by a wet method. These materials are roasted sweet (*i.e.* free from sulphur and arsenic) and the oxides thus formed dissolved in hydrochloric or sulphuric acid. The solution is then treated as described above for the separation of iron, the metals which are precipitated by sulphuretted hydrogen, and cobalt. The liquid resulting from the separation of the cobalt is further treated with milk of lime for the separation of nickel hydroxide, which is afterwards reduced to metal.

581 *Preparation of Metallic Cobalt.* This metal is obtained as a grey powder by igniting the oxide or chloride in a current of dry hydrogen. By strongly heating the oxalate under a layer of powdered glass the metal can be obtained as a coherent

mass, and this may be fused to a regulus by heating it in a crucible made of lime, magnesia, or graphite.

Pure cobalt may be obtained, according to Winkler,¹ by electrolysing a solution of pure cobalt sulphate in presence of ammonium sulphate and ammonia, platinum electrodes being used. The metal thus deposited invariably contains a small amount of oxygen (0·2—0·3 per cent.), and must therefore be heated in pure hydrogen. Cobalt possesses the colour of polished iron; it is, however, harder than this metal. It melts at 1530°,² and may be distilled in the electric furnace.³ It is malleable and very tough; it is also magnetic, and has a specific gravity of 8·8 at 15° (Copaux). Cobalt in the form of powder absorbs oxygen from the air, often with ignition; the compact metal, however, does not undergo change at the ordinary temperature, but slowly oxidises when heated and burns at a very high temperature with a red flame. The metal also burns at 150° in nitric oxide, forming the monoxide.⁴ It is capable of absorbing 59—153 volumes of hydrogen. The metal is readily soluble in hydrochloric, dilute sulphuric, and nitric acids, and, at a red heat, decomposes steam.

Cobalt may exist in the passive state, but exhibits this property to a less extent than nickel.⁵ It combines with boron to form a crystalline compound which resembles the corresponding nickel compound, and is obtained in a similar manner.

COMPOUNDS OF COBALT.

COBALT AND OXYGEN.

582 Cobalt forms three well-defined oxides:

Cobalt monoxide, CoO .

Cobalt sesquioxide, Co_2O_3 .

Tricobalt tetroxide, Co_3O_4 .

In addition to these the dioxide, CoO_2 , probably exists, and

¹ *Zeit. anorg. Chem.* 1895, **8**, 1.

² Copaux, *Compt. Rend.* 1905, **140**, 657; Guertler and Tainmann, *Zeit. anorg. Chem.* 1904, **42**, 353.

³ Moissan, *Annalen*, 1906, **351**, 510.

⁴ Sabatier and Senderens, *Compt. Rend.* 1892, **114**, 1429.

⁵ Hittorf, *Zeit. physikal. Chem.* 1900, **34**, 385.

several others such as Co_8O_9 ,¹ Co_6O_7 ,² Co_4O_5 ,³ and Co_3O_5 ⁴ have been described.⁵

Of these oxides, the first, CoO , is a well-marked basic oxide, corresponding to the stable cobaltous salts in which the metal is divalent. The sesquioxide acts as a feebly basic oxide, and the corresponding salts are unstable and are easily reduced to cobaltous salts. The dioxide appears to have a decided acidic function, and several stable cobaltites are known.

Cobalt Monoxide or Cobaltous Oxide, CoO . This compound is obtained by reducing the higher oxide by heating it either in a current of hydrogen to a temperature not above 350° (Winkelblech) or in a current of carbon dioxide to redness until its weight is constant (Russell).⁶ It is a light-brown powder, which does not alter in the air at the ordinary temperature, but when heated yields tricobalt tetroxide, Co_3O_4 . When heated in the electric furnace, it melts and yields rose-coloured needles.

Cobaltous Hydroxide, $\text{Co}(\text{OH})_2$, is obtained by precipitating a cobaltous salt with caustic potash in the absence of air. A blue basic salt is first obtained, and this, on boiling, is quickly converted into a rose-red coloured hydroxide. It absorbs oxygen from the air, the colour changing to brown, and dissolves in hot very concentrated potash crystallising out on cooling in microscopic prisms.⁷

The cobaltous salts may be prepared by the action of acids on cobaltous hydroxide. They are the most stable of the cobalt salts, but undergo oxidation more readily than the corresponding compounds of nickel. In the anhydrous state they possess a deep-violet or blue colour, and in the hydrated condition a rose-red tint.

Cobaltic Oxide or Cobalt Sesquioxide, Co_2O_3 , is a dark-brown powder formed by gently igniting the nitrate.

Cobaltic Hydroxide, $\text{Co}(\text{OH})_3$, is prepared by precipitating a cobalt salt with an alkaline hypochlorite solution. The composition of this precipitate depends on the conditions under which it has been produced, and it frequently, especially when prepared

¹ *Zeit. anal. Chem.* 1868, **7**, 336; *J. pr. Chem.* 1856, **69**, 131.

² *Pogg. Ann.* 1847, **61**, 472; 1852, **84**, 560.

³ *Jahresber.*, 1868, 265.

⁴ *Journ. Chem. Soc., Abstr.* 1890, 1213.

⁵ See also Taylor, *Mem. Manchester Phil. Soc.* 1903 [5], **12**, 1.

⁶ *Journ. Chem. Soc.* 1863, 51.

⁷ de Schulten, *Compt. Rend.* 1889, **109**, 266.

in the cold, contains more oxygen than corresponds to the formula Co_2O_3 .¹ The sesquioxide is also obtained in a hydrated condition when an alkaline solution of cobalt sulphate is electrolysed,² or when a solution of the same salt is treated with potassium or ammonium persulphate.³ It forms a brownish-black powder, which is decomposed by hydrochloric acid with evolution of chlorine and by oxy-acids with evolution of oxygen.

The sesquioxide and its hydroxide act, therefore, as peroxides, but at the same time they possess weak basic properties, inasmuch as they dissolve in well-cooled acids forming brownish-yellow solutions. One of the most stable of these compounds is a strongly coloured solution obtained by dissolving the hydroxide in acetic acid; this decomposes only when heated. The corresponding sulphate and some of its double salts have however been isolated in the crystalline form.

Tricobalt Tetroxide or Cobalto-Cobaltic Oxide, Co_3O_4 . This compound which corresponds to the magnetic oxide of iron, is formed when one of the other oxides or the nitrate is heated in the air; thus obtained, it forms a black powder having a specific gravity of about 6.0. If a dry mixture of sal-ammoniac and cobalt oxalate or cobalt chloride be heated in the air, or in oxygen, this compound is obtained in hard, microscopic octahedra, which have a metallic lustre, and are not magnetic. It is obtained in the hydrated state by the oxidation of moist cobaltous hydroxide in the air and also by warming cobaltous hydroxide with excess of potassium persulphate, washing and heating the product at 100° with dilute nitric acid.⁴ When heated in the oxy-coal-gas flame it yields metallic cobalt, which becomes covered with a film of oxide as it cools.⁵ The substance obtained by fusing one of the oxides with caustic potash which was thought to be a potassium cobaltite,⁶ $\text{Co}_9\text{O}_{16}\text{K}_2 \cdot 3\text{H}_2\text{O}$, is probably simply cobalto-cobaltic oxide contaminated with potash.⁷

Cobalt Dioxide, CoO_2 , has not been obtained in the pure

¹ Carnot, *Compt. Rend.* 1889, **108**, 610; Schröder, *Journ. Chem. Soc. Abstr.* 1890, 1213; Hüttner, *Zeit. anorg. Chem.* 1901, **27**, 81.

² Coehn and Gläser, *Zeit. anorg. Chem.* 1902, **33**, 9.

³ Mawrow, *Zeit. anorg. Chem.* 1900, **24**, 263; Hüttner, *Zeit. anorg. Chem.* 1901, **27**, 81.

⁴ Mawrow, *Zeit. anorg. Chem.* 1900, **24**, 263.

⁵ Read, *Journ. Chem. Soc.* 1894, 314.

⁶ Schwarzenberg, *Annalen*, 1856, **97**, 212; Pebal, *Annalen*, 1856, **100**, 257; Mayer, *Annalen*, 1857, **101**, 266.

⁷ McConnell and Hanes, *Journ. Chem. Soc.* 1897, 584.

state. It appears, however, to be formed as a greenish-black precipitate when iodine and caustic soda are added to a solution of a cobaltous salt.¹ An oxide approaching this in composition is also formed by the action of a hypochlorite on a cobaltous salt, and is probably instrumental in bringing about the well-known evolution of oxygen which occurs when bleaching powder solution is warmed with a small quantity of a cobalt salt (Vol. I, p. 239).²

According to McConnell and Hanes³ when cobaltous hydroxide is suspended in water and treated with hydrogen peroxide, and the liquid filtered, a strongly acid colourless filtrate is obtained which appears to contain cobaltous acid, H_2CoO_3 . If potassium bicarbonate be added to this filtrate, or if the oxidation be carried out in presence of potassium bicarbonate, a green solution is obtained, which probably contains potassium cobaltite, K_2CoO_3 . On the other hand, Durrant⁴ has failed to obtain evidence of the existence of this acid, and considers the green colour to be due to a derivative of cobaltic oxide to which he assigns the formula $[\text{Co}(\text{KCO}_3)_2]_2\text{O}$. Similar green compounds have also been obtained with potassium salts of organic carboxylic acids and these may be formulated as derivatives of the radical >Co. O. Co< . Sulphuric and sulphurous acids decolorise the green solution, but the colour reappears on neutralisation with potassium bicarbonate. Acetic acid does not decolorise the liquid, whilst, on warming with sulphuric acid, a pink solution of cobaltous sulphate is obtained.

Barium Cobaltite, BaO,CoO_2 , and *Barium Dicobaltite*, BaO, 2CoO_2 , are formed in black crystals when cobalt sesquioxide is fused with baryta and barium chloride.⁵ These compounds evolve chlorine when treated with hydrochloric acid.

Magnesium Cobaltite, MgO,CoO_2 , is formed as a deep garnet-red mass when magnesia is fused with cobalt sesquioxide in the electric furnace.⁶

Cobaltous Cobaltite, $\text{CoO,2CoO}_2,2\text{H}_2\text{O}$, is obtained by fusing cobaltous oxide with potassium peroxide, washing the cooled mass first with water and then with dilute sulphuric acid, and

¹ Vortmann, *Ber.* 1891, **24**, 2744.

² McLeod, *British Assoc.* 1892, 669.

³ *Journ. Chem. Soc.* 1897, 584.

⁴ *Proc. Chem. Soc.* 1896, **96**, 244; *Journ. Chem. Soc.* 1905, 1781; see also Job, *Compt. Rend.* 1898, **127**, 100.

⁵ Rousseau, *Compt. Rend.* 1889, **109**, 64.

⁶ Dufau, *Compt. Rend.* 1896, **123**, 239.

finally again with water, and drying over phosphoric oxide in a vacuum. It forms six-sided plates, and evolves chlorine when treated with hydrochloric acid.¹

COBALT AND THE HALOGENS.

583 *Cobaltous Fluoride*, CoF_2 , is obtained by dissolving the oxide or carbonate in hydrofluoric acid; on evaporation rose-red crystals are deposited having the composition $\text{CoF}_2 \cdot 2\text{H}_2\text{O}$: these are decomposed by boiling water with the formation of a light-red insoluble oxyfluoride.

The anhydrous fluoride is prepared by heating the chloride with ammonium fluoride in a current of hydrofluoric acid, and forms rose-coloured prisms which are slightly soluble in water.²

It forms double salts with the alkali fluorides.

Cobaltic Fluoride, CoF_3 , is obtained as a green powder when a saturated solution of cobaltous fluoride in 40 per cent. hydrofluoric acid is electrolysed in a platinum dish which acts as anode, a platinum wire being employed as cathode. It is decomposed by water with formation of cobaltic hydroxide.³

Cobalt Chloride, CoCl_2 . Powdered metallic cobalt takes fire when warmed in chlorine gas, forming blue crystalline scales of the anhydrous chloride, which can be readily sublimed in a current of chlorine. They dissolve in alcohol, forming a blue solution, and on addition of water first become violet, and then rose-coloured. Cobalt chloride is obtained in aqueous solution by dissolving the carbonate, or one of the oxides, in hydrochloric acid; short dark-red monoclinic prisms crystallise on cooling the concentrated warm solution; these possess the composition $\text{CoCl}_2 \cdot 6\text{H}_2\text{O}$ and have a specific gravity of 1.84. When these crystals are allowed to stand over sulphuric acid at 50° the rose-coloured dihydrate, $\text{CoCl}_2 \cdot 2\text{H}_2\text{O}$, is formed, and when heated to 100° the deep-violet monohydrate remains, which at 110 – 120° yields the blue anhydrous chloride. A hydrate with $4\text{H}_2\text{O}$ has also been obtained.⁴ A strong aqueous solution is rose-coloured, but becomes blue when it is heated and when concentrated hydrochloric or sulphuric acid or alcohol

¹ Hofmann and Hiendlmaier, *Ber.* 1906, **39**, 3186.

² Poulenc, *Compt. Rend.* 1892, **114**, 1426.

³ Barbieri and Calzolari, *Atti R. Accad. Lincei*, 1905 [5], **14**, i. 464.

⁴ de Coninck, *Bull. Acad. Roy. Belg.* 1904, 1170.

is added. The rose colour is restored when the chlorides of zinc, mercury, antimony, or tin are added to the solution which has been rendered blue by hydrochloric acid. According to Engel¹ the change of colour is due in every case to the formation of double compounds, whereas Potilitzin,² Etard,³ and others ascribe it to the formation of different hydrates.

The molecular weight of cobalt chloride dissolved in urethane as determined by the freezing point method corresponds to the formula $4 \text{Co}_2\text{Cl}_4$.

An unstable compound, $\text{CoCl}_2 \cdot \text{HCl} \cdot 3\text{H}_2\text{O}$, separates in blue crystals at -23° from a saturated solution of cobalt chloride in hydrochloric acid. A corresponding lithium compound is known which is also blue.⁵

Sympathetic Inks. If a dilute solution of the chloride be used as an ink the writing is not visible when it is allowed to dry in the air, but on warming, the characters appear of a bright blue colour, disappearing again gradually on standing in the air owing to the absorption of moisture.

From this property the cobalt salts have long been employed for the manufacture of the so-called *sympathetic inks*, by which is understood any liquid the writing of which is invisible under ordinary conditions but which can be rendered apparent by some simple treatment. The first attempt at the preparation of such an ink depended upon the fact that a solution of lead acetate becomes black when treated with a decoction of orpiment in milk of lime. These two liquids, which were known as "aquæ magneticæ e longinquo agentes," were mentioned by Lemery in 1681 as "encres appellées sympathiques." Soon after this other sympathetic inks were made known in the treatise termed *The Key to unlock the Cabinet of the Secrets of Nature*, published in 1705; and the method for preparing a sympathetic ink from certain bismuth ores is described. Up to the year 1744 the peculiar properties of this ink were believed to be due to bismuth, but in that year Gessner proved that the cobalt contained in these ores was the active agent in the production of the ink. This property of the cobalt salts to change

¹ *Bull. Soc. Chim.* 1891 [3], 6, 239.

² *Bull. Soc. Chim.* 1891 [3], 6, 264.

³ *Compt. Rend.* 1891, 113, 699; see also Charpy, *Compt. Rend.* 1891, 113, 794; and Sabatier, *Compt. Rend.* 1888, 107, 42; Hartley, *Sci. Trans. Roy. Dublin Soc.* 1901 [2], 7, 313.

⁴ Castoro, *Gazzetta*, 1898, 28, ii, 317.

⁵ Chassevant, *Ann. Chim. Phys.* 1893 [6], 30, 5.

colour from rose to blue on loss of water has also been applied to the construction of floral hygrometers. Artificial flowers are prepared, the petals of which are tinted with cobalt salts. In damp weather the flower is pink, in dry weather violet or blue. This invention is, we need scarcely add, a Parisian one.

Cobalt Bromide, CoBr_2 . If bromine vapour be passed over metallic cobalt at a dark red-heat, a green fused mass is formed which absorbs water from the air, yielding a dark-red liquid. This solution is also obtained by bringing cobalt, bromine and water together; if the solution be allowed to stand over sulphuric acid, dark-red prisms having the composition $\text{CoBr}_2 \cdot 6\text{H}_2\text{O}$ are deposited, and these when heated to 100° give a purple mass containing $\text{CoBr}_2 \cdot 2\text{H}_2\text{O}$, which at 130° yields the anhydrous bromide as an amorphous green mass (Rammelsberg, Hartley).

Cobalt Iodide, CoI_2 . This substance is formed with evolution of heat when finely-divided cobalt is gently warmed with water and iodine. The saturated solution is red up to 20° , and then passes through brown and olive to green at 35° . When poured into a saturated solution of magnesium chloride a blue solution is formed (Etard). The hydrate $\text{CoI}_2 \cdot 6\text{H}_2\text{O}$ is dark-red, whilst the tetrahydrate and the dihydrate are green, and the anhydrous salt resembles iodine. Double salts of this compound with other iodides are known.¹

COBALT AND SULPHUR.

584 *Cobalt Monosulphide*, CoS , is obtained as a black hydrated precipitate when a solution of a cobalt salt is mixed with ammonium sulphide. It dissolves in concentrated hydrochloric acid with evolution of sulphuretted hydrogen. The cold dilute acid dissolves it but slowly, whilst it is almost insoluble in dilute acetic acid. When the monosulphide is mixed with sulphur and the mixture ignited in a current of hydrogen the following sulphides are formed according to the temperature employed: CoS_2 , Co_2S_3 , CoS ; and at a white heat, Co_2S (H. Rose). The monosulphide is found as an Indian mineral known as sypoorite, occurring in ancient schists in grains or veins of a yellowish steel-grey colour

¹ Dobroserdoff, *J. Russ. Phys. Chem. Soc.* 1901, **33**, 303; Mosnier, *Ann. Chim. Phys.* 1897 [7], **12**, 374.

Cobalt pyrites or linnaeite, $(\text{Co}, \text{Ni}, \text{Fe})_3\text{S}_4$, occurs at Bastnäs, near Riddarhyttan, at Müssen in Prussia, as well as at Mineral Hill in Maryland, and at Mine La Motte in Missouri. It forms steel-grey or tarnished copper-red regular octahedra, and also occurs in the massive state. It usually contains more or less nickel as well as some iron and copper. The same compound can be artificially obtained as a blackish-grey powder by heating a solution of a cobalt salt with potassium polysulphide to a temperature of 160° .

A *Polysulphide of Cobalt* which probably has the formula Co_2S_7 , is obtained as a black precipitate when a solution of sodium monosulphide saturated with sulphur is added to one of cobalt chloride at the ordinary temperature.¹

Cobaltous Sulphite, $\text{CoSO}_3 \cdot 5\text{H}_2\text{O}$, is a pink crystalline powder.

Cobaltic Sulphite has not been isolated, but several double compounds, which are probably salts of a complex cobalt-sulphurous acid, $\text{H}_3[\text{Co}(\text{SO}_3)_3]$, have been described.²

Cobaltous Sulphate, $\text{CoSO}_4 \cdot 7\text{H}_2\text{O}$. This salt occurs native as cobalt vitriol, or Bieberite, in crystalline crusts. It is prepared artificially by dissolving the carbonate or oxides in dilute sulphuric acid, and crystallises in red prisms having the form of iron vitriol, which are unalterable in the air. It has a specific gravity of 1.924 (Schiff), possesses a weak astringent metallic taste, is easily soluble in water, but does not dissolve in alcohol. According to Mulder 100 parts of water dissolve:

At	0°	10°	20°	30°	50°	70°	100°
CoSO_4	24.6	29.5	34.5	40.2	51.8	63.8	82.6

When its solution is allowed to stand at from 40° to 50° monoclinic crystals having the composition $\text{CoSO}_4 \cdot 6\text{H}_2\text{O}$ are formed, and these are isomorphous with the corresponding zinc salt. If a concentrated solution of cobalt sulphate be poured gently into sulphuric acid a peach-blossom coloured powder, $\text{CoSO}_4 \cdot 4\text{H}_2\text{O}$, is deposited. The hydrate $\text{CoSO}_4 \cdot \text{H}_2\text{O}$ is deposited when a solution of the salt is made slightly acid with sulphuric acid and evaporated.³ All the hydrates lose their water on heating but do not fuse, becoming opaque and of a rose-red colour (Proust). Like nickel sulphate it forms numerous double salts.

¹ Chesneau, *Compt. Rend.* 1896, 123, 1068.

² Beylund, *Ber.* 1874, 7, 469.

³ Lesceur, *Ann. Chim. Phys.* 1896 [7], 19, 213.

Cobaltic Sulphate, $\text{Co}_2(\text{SO}_4)_3 \cdot 18\text{H}_2\text{O}$, is deposited in blue, silky needles, when a cooled acid solution of cobaltous sulphate is electrolysed in a divided cell. It dissolves in water, forming a blue solution which rapidly decomposes with evolution of oxygen. The crystals decompose on exposure to the air, finally becoming pink. It forms a greenish-blue solution in dilute sulphuric acid, which gives a black precipitate with alkalis and is rapidly decomposed by reducing agents. Hydrochloric acid decomposes the salt with evolution of chlorine.¹

Cobaltic Ammonium-Alum, $(\text{NH}_4)_2\text{SO}_4 \cdot \text{Co}_2(\text{SO}_4)_3 \cdot 24\text{H}_2\text{O}$, is obtained by adding ammonium sulphate to an acid solution of cobaltous sulphate and passing a weak current. It forms blue octahedra and is stable when dry, but decomposes in solution, ozonised oxygen being liberated. The potassium-alum (Marshall) and those of rubidium and caesium have been obtained in a similar manner.²

COBALT AND NITROGEN.

585 *Cobalt Nitride*, Co_2N , is obtained as a dull-grey powder³ when metallic cobalt is heated in ammonia at about 470° . It is soluble in hydrochloric and sulphuric acids and loses its nitrogen when heated to 600° .

Cobalt Azoimide, $\text{Co}(\text{N}_3)_2$, together with a *basic azoimide*, $\text{N}_3\text{Co}(\text{OH})$, have been prepared by the action of aqueous azoimide on a cobalt salt, as explosive violet powders.⁴

Nitro-cobalt, $\text{Co}_2(\text{NO}_2)_2$, is formed when diluted nitrogen peroxide is passed over reduced metallic cobalt. It is a black mass, which is vigorously decomposed by water, and explodes when mixed with combustible matter.⁵

Cobalt Nitrite. Neither cobaltous nor cobaltic nitrite has been prepared in the solid state. The double potassium salt described below differs in many of its properties from an ordinary nitrite, and is probably, like the cobaltcyanides and the cobaltamine salts, a derivative of a complex acid containing cobalt (p. 1266).

Potassium Cobaltinitrite, $2\text{K}_3[\text{Co}(\text{NO}_2)_6] \cdot 3\text{H}_2\text{O}$, which is known

¹ Marshall, *Journ. Chem. Soc.* 1891, 760.

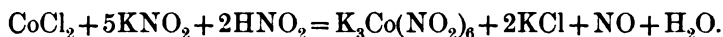
² Howe and O'Neal, *J. Amer. Chem. Soc.* 1898, **20**, 759.

³ Beilby and Henderson, *Journ. Chem. Soc.* 1901, 1251.

⁴ Curtius and Rissom, *J. pr. Chem.* 1898 [2], **58**, 261.

⁵ Sabatier and Senderens, *Bull. Soc. Chim.* 1893 [3], **9**, 669.

as Fischer's salt after its discoverer,¹ is obtained as a yellow precipitate when the solution of a cobaltous salt, acidified with acetic acid, is mixed with a solution of potassium nitrite:



As this salt is somewhat soluble in water, it is best to wash it with a solution of potassium acetate, and then with 80 per cent. alcohol. Cobalt yellow, as this compound is also termed, is a bright-yellow powder consisting of microscopic pyramids, or of four- or six-sided stellated forms. According to Sadtler² the salt is usually anhydrous; it can however be obtained, according to the concentration of the solution, with from one to four molecules of water, and its colour then varies from a bright yellow to a dark greenish-yellow. It is decomposed by nitric and hydrochloric acids, but only when heated. Caustic potash solution attacks it with difficulty. Caustic soda or baryta water, on the other hand, decomposes it readily, on gently warming, with precipitation of the brown hydroxide. The salt suspended in water is only slowly attacked by sulphuretted hydrogen, but ammonium sulphide instantly precipitates black cobalt sulphide.

The cobaltinitrites of ammonium, sodium, rubidium, and caesium are known, and are also yellow and crystalline. The compounds of the last two metals are distinguished by being only one-tenth as soluble as their platinichlorides.³

$\text{Rb}_3[\text{Co}(\text{NO}_2)_6], \text{H}_2\text{O}$ dissolves in 19,800 parts of water.
 $\text{Cs}_3[\text{Co}(\text{NO}_2)_6], \text{H}_2\text{O}$ " 20,100 "

If a solution of cobalt chloride be precipitated with potassium nitrite without addition of acid, a yellow hydrated precipitate of potassium cobaltous nitrite, $2\text{KNO}_2, \text{Co}(\text{NO}_2)_2$, is obtained, soluble in hot water and yielding a red solution.⁴

Cobalt Nitrate, $\text{Co}(\text{NO}_3)_2, 6\text{H}_2\text{O}$.—This substance generally forms an indistinctly pink crystalline mass; it may be obtained by slow evaporation in monoclinic prisms, having a specific gravity of 1.83 and not undergoing change in dry air. It begins to melt below 100°, and when more strongly heated the violet liquid becomes thick and green; then it begins to boil, giving off nitrous fumes, and the black oxide is left behind.

¹ *Pogg. Ann.* 1848, **74**, 124.

² *Amer. J. Sci.* [2], **49**, 189.

³ Rosenblatt, *Ber.* 1886, **19**, 2531.

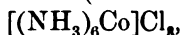
⁴ Erdmann, *J. pr. Chem.* 1866, **97**, 385.

AMMONIACAL COBALT COMPOUNDS OR COBALTAMMINE SALTS.

586 In 1799 Tassaert¹ observed that a solution of a cobalt salt in ammonia assumes a brown colour on exposure to the air, and that this changes on boiling to a wine-red, whilst Thénard,² in 1802, stated that these changes were brought about by an absorption of oxygen. This latter observation was confirmed by Proust, who found that, on evaporating the solution, black cobaltic oxide separates out. The compounds which are thus formed have attracted the attention of many chemists,³ and a very large number of these cobaltamine salts have been prepared, as well as compounds with organic substituted ammonias such as pyridine, quinoline, &c. A general account of this class of substances has been given on p. 1027, and only one or two typical compounds of each class are here described.

(1) *Hexamine Salts (Luteo-salts)*, $[(\text{NH}_3)_6\text{Co}]\text{X}'_3$, are formed when dilute solutions of cobaltous salts, containing a large amount of ammonia and ammonium chloride, are exposed to the oxidising action of the air, and are also produced by the action of ammonia on many of the salts containing five molecules of ammonia.

Hexamine-cobaltic Chloride (Luteocobaltic Chloride),



is obtained when the ammoniacal cobalt chloride solution is allowed to stand for some time, especially in the presence of sal-ammoniac. The formation of the salt is facilitated by the addition of oxidising substances such as lead dioxide, bromine, &c. (Braun, Mills). It crystallises in reddish-yellow monoclinic prisms or pyramids, which dissolve slowly in cold but readily in hot water. It forms a sparingly soluble platinichloride.

(2) *Pentamine Salts* form two distinct classes of compounds, the *aquo-pentamine salts (roseo-salts)*, $[\text{H}_2\text{O}(\text{NH}_3)_5\text{Co}]\text{X}'_3$, and the *acido-pentamine salts*, $[\text{X}'(\text{NH}_3)_5\text{Co}]\text{X}'_2$. The latter salts have been distinguished by different names according to the nature of the acid group in the complex radical, the salts of the various series usually possessing characteristic colours.

¹ *Ann. Chim.* 1799 [1], 28, 95.

² *Ann. Chim.* 1802, 42, 210.

³ A history of these compounds will be found in *Untersuchungen der Ammoniakalische Kobalt Verbindungen*, by Fr. Rose, Heidelberg, 1871. For more recent work see the references on p. 1027.

The aquopentammine salts, which are pink, lose water when heated with acids, forming derivatives of the second class, whilst the latter are reconverted into aquopentammine salts by boiling or standing with water.

Chloro-pentammine-cobaltic Chloride (Chloropurpureo-cobaltic Chloride), $[\text{Cl}(\text{NH}_3)_5\text{Co}]\text{Cl}_2$, is obtained by boiling a solution of roseo-cobaltic chloride; it falls as a red precipitate, soluble at 10° in 287 parts of water, and crystallising in tetragonal prisms. With platinichloric acid it forms the salt, $[\text{Cl}(\text{NH}_3)_5\text{Co}]\text{PtCl}_6$, which is almost insoluble in cold water, and separates as a brownish-red powder. If the chloride be triturated with strong sulphuric acid a solution of *chloro-pentammine-cobaltic sulphate*, $[\text{Cl}(\text{NH}_3)_5\text{Co}]\text{SO}_4$, is formed and if nitric acid be added to this solution fine red microscopical crystals of *chloro-pentammine-cobaltic nitrate*, $[\text{Cl}(\text{NH}_3)_5\text{Co}](\text{NO}_3)_2$, are thrown down, the solution of which is not precipitated by silver nitrate.

(3) *Tetrammine Salts* are analogous to the pentammine salts, but the complex radical only contains four molecules of ammonia and two other groups, which may both be water or acid radicals, or may be one of each.

Dichloro-tetrammine-cobaltic Chloride (Praseo-cobaltic Chloride), $[\text{Cl}_2(\text{NH}_3)_4\text{Co}]\text{Cl}_2\cdot\text{H}_2\text{O}$, is usually formed together with the other cobaltammine chlorides. It crystallises in small glistening needles which possess an emerald green colour, whence the term praseo is derived. These dissolve in water, yielding a green solution which soon becomes red, and undergoes decomposition on boiling. If fusco-cobaltic chloride, $\text{Co}(\text{NH}_3)_4\text{Cl}_2(\text{OH})$, be warmed with dilute hydrochloric acid a deep-violet solution is obtained, and this on cooling deposits small violet octahedra which possess the same composition as the green salt, and pass into the latter when dissolved in concentrated sulphuric acid to which hydrochloric acid is gradually added.

Dinitrito-tetrammine-cobaltic Sulphate (Croceo-cobaltic Sulphate), $[(\text{NO}_2)_2(\text{NH}_3)_4\text{Co}]_2\text{SO}_4$, is formed when a mixture of solutions of cobalt sulphate and potassium nitrite saturated with ammonia is exposed to the air. It is deposited in orange-yellow crystals together with green cobaltic hydroxide. The mixture is filtered and the residue dissolved in hot dilute nitric acid, and from this solution the sulphate is obtained on cooling in the form of yellow tetragonal tablets. Large wine-red crystals are also obtained from dilute solutions. It is slightly soluble in boiling water.

(4) *Triammine compounds* are formed from the tetrammine salts by loss of ammonia. They have the general formula $[X'_3(NH_3)_3Co]$, and are neutral substances acting as non-electrolytes in aqueous solution. *Aquotriammine salts* are also known, with one or more of the acid groups outside the complex radical, which contains one molecule of water for each acid group replaced.

Trinitrito-triammine-cobalt, $[(NO_2)_3(NH_3)_3Co]$, is prepared by acting on cobaltous chloride solution with ammonia and potassium nitrite (Erdmann) and by the action of ammonium nitrite on cobaltous chloride in presence of acetic acid (Gibbs).

Triquo-triammine-cobaltic Chloride, $[(H_2O)_3(NH_3)_3Co]Cl_3$, is prepared from trinitrito-triammine cobalt by treating first with dilute acetic acid and then with hydrochloric acid at 0° (Werner).

(5) *Diammine salts* have been very slightly investigated.

Potassium Tetranitrito-diammine-cobaltite (Erdmann's salt), $[(NO_2)_4(NH_3)_2Co]K$, is obtained by adding ammonium chloride and potassium nitrite to a solution of cobaltous chloride and gently warming. It forms yellow rhombic crystals.

In addition to the classes of compounds already described several series of substances have been prepared which Werner terms multi-nuclear ammoniacal compounds.¹ Examples of these are the *oxycobaltamines*, $\{O_2[Co_2(NH_3)_5]_2\}X'_4$, and the series $\{NH[Co(OH)_2(NH_3)_4]_2\}X'_4$, and $\{Co[Co(OH)_2(NH_3)_4]_3\}X'_6$.

Many of the cobaltous salts, such as the chloride, sulphate and nitrate, also unite with six molecules of ammonia, forming additive products which closely resemble the corresponding compounds of copper in their properties.

COBALT AND PHOSPHORUS AND ARSENIC.

587 *Phosphides of Cobalt*.—When pieces of phosphorus are thrown on to heated cobalt a bluish-white brittle mass with a metallic lustre is formed. This tarnishes on exposure to air, melts at a lower temperature than cobalt and contains 6 per cent. of phosphorus. On heating it burns with formation of a dark-blue glass (Pelletier). When cobalt reduced in hydrogen is heated to dark redness in the vapour of phosphorus, a light-grey mass with a metallic lustre is formed, containing 28.4 per

¹ Werner, *Ber.* 1907, 40, 66, 2103.

cent. of phosphorus (Schrötter), and this corresponds nearly to the formula Co_4P_3 . A compound, Co_3P_2 , is also formed as a black powder by igniting a normal phosphate in a current of hydrogen.

The *phosphide*, Co_2P , is obtained when cobalt formed by reduction of the oxide or oxalate is heated to redness in the vapour of phosphorus trichloride, tribromide or di-iodide,¹ and a substance of this composition is also produced in grey crystals when finely-divided cobalt is heated with a copper phosphide in the electric furnace.² Another compound, Co_2P_3 , is obtained as a black metallic mass by heating cobalt chloride at a dull red heat in the vapour of phosphorus.³

Cobalt Arsenide, CoAs_3 , occurs as skutterudite near Modum in Norway crystallised in octahedral forms as well as in the massive state. It possesses a colour from tin-white to a pale lead-grey, and usually contains small quantities of iron and sulphur. Smaltite or tin-white cobalt, CoAs_2 , usually contains varying quantities of iron and nickel, and occurs in tin-white octahedral forms as well as in the massive state in the Erzgebirge. Cobaltite, cobalt-glance, or bright white cobalt, $\text{CoAs}_2\text{CoS}_2$ or CoAsS , crystallises in the regular system usually in pyramid octahedra and their combinations, and a portion of the cobalt is generally replaced by iron. It has a silver-white colour inclining to red, and occurs at Tunneberg and other localities in Sweden, at Siegen in Westphalia, and the Bottolack Mine near St. Just in Cornwall. The most productive mines are those of Vena in Sweden, where it is found in mica-slate.

Phosphates and Arsenates of Cobalt.—The normal and mono-hydrogen cobalt salts of the different modifications of phosphoric acid are rose-red or violet-blue insoluble compounds. The di-hydrogen-orthophosphate is easily soluble in water and forms a gummy mass. The arsenates are similar bodies; the normal arsenate, $\text{Co}_3(\text{AsO}_4)_2 \cdot 8\text{H}_2\text{O}$, occurs native as cobalt-bloom or erythrite, in violet monoclinic needles isomorphous with vivianite, or in earthy masses. *Zaffre* is also an impure basic arsenate obtained by roasting cobalt glance free from iron, or by dissolving the ore in nitric acid and precipitating with soda. This is also used for painting on porcelain.

Three insoluble ammoniacal arsenates have been obtained by the action of arsenic acid on solutions of cobalt salts in the pres-

¹ Granger, *Compt. Rend.* 1896, 123, 176.

² Maronneau, *Compt. Rend.* 1900, 130, 656.

³ Granger, *Compt. Rend.* 1896, 122, 1484.

ence of ammonia and ammonium salts. These have the formulæ $\text{Co}_3(\text{AsO}_4)_2, \text{NH}_3, 7\text{H}_2\text{O}$, $\text{Co}_3(\text{AsO}_4)_2, 2\text{NH}_3, 6\text{H}_2\text{O}$, and $\text{Co}_3(\text{AsO}_4)_2, 3\text{NH}_3, 5\text{H}_2\text{O}$, and may be considered as the normal arsenate in which the water of crystallisation is partially replaced by ammonia.¹

COBALT AND CARBON.

588 Carbonates of Cobalt.—The normal salt, CoCO_3 , is obtained as a bright-red powder, consisting of microscopic rhombohedra, by heating cobalt chloride to 140° with a solution of sodium bicarbonate saturated with carbon dioxide. The salt $\text{CoCO}_3, 6\text{H}_2\text{O}$ is formed by allowing mixed solutions of cobalt nitrate and sodium bicarbonate saturated with carbon dioxide to stand exposed to a low temperature until the amorphous precipitate which is first formed becomes crystalline; the dry salt is converted into the anhydrous salt on warming. When a cold or hot solution of a cobalt salt is precipitated with normal or acid sodium carbonate, bluish or violet basic cobalt carbonates of varying composition are thrown down and similar compounds are also formed by the action of calcium carbonate on cobalt salts.²

Cobaltous Cyanide, $\text{Co}(\text{CN})_2, 3\text{H}_2\text{O}$, is a reddish precipitate obtained when solutions of potassium cyanide and a cobalt salt are mixed. It easily dissolves in excess of the precipitant, probably forming a solution of potassium cobaltocyanide. If the solution be treated with dilute hydrochloric acid cobaltous cyanide is again precipitated, but if the solution be previously warmed this does not occur, inasmuch as the more stable potassium cobalticyanide is formed (see below).

The cobaltocyanides and cobalticyanides are analogous in composition to the ferro- and ferri-cyanides (p. 1224), and may be regarded as salts of a complex radical containing cobalt. The cobalt is not precipitated by the usual reagents, but the compounds, especially the cobaltocyanides, are not so stable as the corresponding iron compounds.

Potassium Cobaltocyanide, $\text{K}_4[\text{CoCy}_6]$, is a deep amethyst-coloured crystalline powder, which is obtained by dissolving cobaltous cyanide in potassium cyanide at a low temperature and

¹ Ducru, *Compt. Rend.* 1900, **131**, 675.

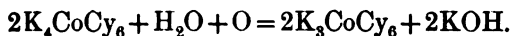
² Meigen, *Journ. Chem. Soc. Abstr.* 1905, ii. 454.

precipitating with alcohol. On addition of an acid it at once yields the following salt.¹

Potassium Cobalticyanide, $K_3[CoCy_6]$, is formed when an excess of potassium cyanide is added to a solution of a cobalt salt, together with a little acetic acid or hydrochloric acid, and the liquid well boiled :



When a solution of potassium cobaltocyanide is rapidly oxidised by atmospheric oxygen, it is converted into the cobalticyanide, and twice as much oxygen is absorbed as is necessary for the equation :



At the end of the reaction hydrogen peroxide is found in the solution in an amount corresponding to the whole of the absorbed oxygen. On the other hand, when a solution of the cobaltocyanide is boiled, hydrogen is evolved equal in volume to the oxygen absorbed by the above oxidation. Manchot and Herzog,² therefore, consider that the oxidation of potassium cobaltocyanide in solution is effected by the water, and the absorbed oxygen unites with the hydrogen liberated to form hydrogen peroxide.

This salt crystallises in bright yellow crystals isomorphous with potassium ferricyanide.³ Copper sulphate yields a blue, and silver nitrate a white precipitate, the salts $Cu_3[CoCy_6]_2$ and $Ag_3[CoCy_6]$ being formed. *Ferrous cobalticyanide*, $Fe_3[CoCy_6]_2$, is a white precipitate, whilst *cobaltous cobalticyanide*, $Co_3[CoCy_6]_2 \cdot 14H_2O$, is a pink precipitate which becomes anhydrous and blue when heated to 200°. Cobalticyanides of other metals⁴ and also of organic bases⁵ have been described. When the copper salt is decomposed by sulphuretted hydrogen *cobalticyanic acid*, $H_3[CoCy_6]$, is formed, and this is deposited in colourless silky needles on evaporating the solution. It is deliquescent, has a strongly acid taste and reaction, and is not attacked even by strong nitric acid.

¹ Descamps, *Ann. Chim. Phys.* 1881 [5], 24, 193.

² *Ber.* 1900, 33, 1742; see also Moore, *Chem. News*, 1893, 68, 295.

³ Gmelin, *Handbuch Org. Chem.* 1, 397.

⁴ Miller and Mathews, *J. Amer. Chem. Soc.* 1900, 22, 62, 2.

⁵ Wagenor and Tollens, *Ber.* 1906, 39, 410.

COBALT AND SILICON, ALUMINIUM AND ZINC.

589 *Cobalt Silicides.*—The compound, Co_2Si , is produced when cobalt is heated with silicon in the electric furnace, or at $1200\text{--}1300^\circ$ in silicon tetrachloride vapour, and forms grey metallic crystals of specific gravity $7\cdot28$.¹ By heating cobalt in the electric furnace with copper silicide the *monosilicide*, CoSi , is formed, whilst with excess of silicon or a mixture of copper silicide and silicon, the *disilicide*, CoSi_2 , is obtained.²

Silicates of Cobalt. Smalt.—The silicates of cobalt do not occur as minerals in nature. Although certain specimens of ancient Egyptian glass have been found to be coloured blue by cobalt, the direct application of the ores of cobalt for this purpose appears to date from the sixteenth century. Smalt is a potash-glass coloured an intense blue by cobalt oxide. Up to the middle of this century smalt was largely used for colouring starch, paper, &c., but the introduction of artificial ultramarine has done much to diminish the demand for cobalt blue.

For the preparation of smalt, the ore such as speiss-cobalt or cobalt-glance, free as far as possible from iron and sulphur, is first carefully roasted so that the cobalt is mainly oxidised, whilst nickel, iron, copper, and bismuth remain for the most part unaltered and separate out when the mixture is melted with glass as an insoluble speiss. The roasted ore is then fused with a mixture of quartz-sand and potashes, the fusion being effected in large earthen pots, arranged in a furnace similar to that employed for the manufacture of plate-glass. The arsenides of nickel and iron sink to the bottom of the pot and the glass is ladled out into cold water. The blue glass is then ground with water to an impalpable powder under granite stones.

Smalt varies in composition according to the differences in the ores, as also in the proportion of sand and potashes employed. Thus the amount of silica varies between 56 and 70 per cent., that of potash between 12 and 22, and that of cobalt between 6 and 16 per cent. In addition, smalt contains small quantities of alumina, ferric oxide, and frequently also lime and oxide of lead; the commoner varieties likewise contain oxide of nickel. Smalt has the advantage as a paint over ultramarine that its colour is not destroyed by the action of acids.

¹ Vigouroux, *Compt. Rend.* 1895, **121**, 686 ; 1906, **142**, 635.

² Lebeau, *Ann. Chim. Phys.* 1902 [6], **27**, 271.

Together with smalt, two other pigments containing cobalt must be mentioned, although their composition is undetermined.

Rinnmann's Green is obtained either by precipitating a mixture of zinc sulphate and cobalt sulphate with soda and heating the washed precipitate, or by evaporating a solution of cobalt nitrate with oxide of zinc, or zinc nitrate, to dryness, and igniting the residue. A very intensely green-coloured mass is obtained by heating zinc white with rosecobaltic chloride (p. 1261) to a moderate red-heat.

Thénard's Blue or *Cobalt Ultramarine*.—When alumina, or a salt of aluminium, is strongly heated with cobalt oxide or one of its salts, a fine blue-coloured compound is obtained. This is prepared on the large scale by heating a mixture of alumina with phosphate or arsenate of cobalt, and is used as a paint.

DETECTION AND ESTIMATION OF COBALT.

590 This metal is characterised by its black sulphide insoluble in acetic and dilute hydrochloric acids and by the fine blue colour which its compounds impart to the borax bead. If a cobalt compound be reduced on a carbonised match the metal is obtained in shining white magnetic particles, and these dissolve in hydrochloric acid forming a rose-red solution, which becomes blue on evaporation.

Cobalt chloride imparts to the non-luminous gas flame an evanescent rose-red colour, but this does not give any characteristic spectrum. The spark spectrum of the chloride contains a large number of bright lines, and the metal also gives a spectrum consisting of a large number of bright lines of which the following in the blue are the most characteristic (Thalén): 4868, 4840, 4815, 4793, 4780.

Cobalt is usually estimated as the oxide, Co_3O_4 , which is obtained by strongly heating the monoxide, carbonate, nitrate, &c., in the air. It may also be weighed as metal obtained by the reduction of the nitrate or the chloride in hydrogen; and when it is combined with a volatile acid it may be estimated as the anhydrous sulphate by heating the salt with sulphuric acid. The metal may also be estimated electrolytically.

The Atomic Weight of cobalt, like that of nickel, has been frequently determined, but without any great degree of consistency. Rothhoff¹ converted a weighed quantity of the monoxide into

¹ *Pogg. Ann.*, 1826, 8, 185.

the chloride and obtained the number 58.50. The relation between the carbon and cobalt in the oxalate gave Schneider¹ the number 59.58. Marignac,² by the analysis of the sulphate, obtained numbers varying from 58.20 to 58.32, whilst by the analysis of the anhydrous chloride he obtained similarly 58.28 to 58.40, and by that of the crystallised chloride 58.40 to 58.58. From numerous analyses of the cobaltamine salts Gibbs³ deduced the number 58.56 as an average, whilst Dumas,⁴ from the analysis of the chloride, obtained the value 58.56 to 58.73. Russell,⁵ in fifteen closely agreeing experiments, obtained the number 58.3 by reducing the monoxide in a current of hydrogen. By dissolving the pure metal in hydrochloric acid and determining the amount of hydrogen evolved he likewise obtained the number 58.31 as a mean of four determinations.⁶ Zimmermann,⁷ also by reducing the oxide, has obtained 58.45.

Winkler has investigated the atomic weight of cobalt as well as that of nickel (p. 1289). His earlier determinations⁸ gave the number 58.8, whilst the analysis of the chloride gave 59.37, and the action of iodine⁹ on the pure metal 59.07. A later determination by Hempel and Thiele¹⁰ has yielded them a lower result than that obtained by Winkler, the reduction of tricobalt tetroxide having given the number 58.56, and the analysis of the chloride 58.48. Richards and Baxter¹¹ determined the ratios of cobalt bromide to silver bromide and silver, and as the mean of a large number of experiments obtained the number 58.55. They also determined the weight of cobalt obtained by the reduction of cobaltous oxide, chloride and bromide by heating in hydrogen, and obtained numbers between 58.49 and 58.62. More recently from the ratios of cobalt chloride to silver and silver nitrate, Baxter and Coffin¹² found the number 58.553. The value now (1907) adopted is 58.55 (H = 1), 59 (O = 16).

The atomic weight of cobalt is higher than that of nickel, although chemical analogies require that cobalt shall precede nickel in the periodic system (p. 68). Further investigation into the cause of this anomaly is needed.

¹ *Pogg. Ann.* 1857, **101**, 387.

³ *Amer. J. Sci.* [2], **25**, 483.

⁵ *Journ. Chem. Soc.* 1863, 51.

⁷ *Annalen*, 1885, **232**, 324.

⁹ *Zeit. anorg. Chem.* 1895, **8**, 1.

² *Arch. Phys. Nat.* [2], **1**, 373.

⁴ *Ann. Chim. Phys.* 1859 [3], **55**, 129.

⁶ *Chem. News*, 1869, **20**, 20.

⁸ *Zeit. anal. Chem.* 1867, **6**, 22.

¹⁰ *Zeit. anorg. Chem.* 1896, **11**, 73.

¹¹ *Zeit. anorg. Chem.* 1898, **16**, 362; 1899, **21**, 250; 1899, **22**, 221; compare Winkler, *Zeit. anorg. Chem.* 1898, **17**, 236.

¹² *Zeit. anorg. Chem.* 1906, **51**, 171.

NICKEL. Ni = 58·3 (H = 1).
= 58·7 (O = 16).

591 The first mention of an ore of this metal is found in the writings of Hiarni in 1694, under the name of kupfer-nickel, this name, signifying false copper, being given to it because, whilst possessing the colour of a copper ore, this latter metal could not be extracted from it. In spite of the failure, the ore was long supposed to contain copper, but after the discovery of cobalt many believed that this metal was contained in kupfer-nickel.¹ In 1751 Cronstedt published in the Transactions of the Stockholm Academy an investigation upon an ore which was obtained from the mines of Helsingland. This gave a green vitriol, which imparted a brown and not a blue colour to glass, and yielded a hard brittle metal. In 1754 he stated that a semi-metal occurred most abundantly in kupfer-nickel, and therefore he proposed to give to it the name of nickel. He likewise showed that the speiss formed in the preparation of smalt consisted to a large extent of nickel, and was not, as had been believed, a burnt cobalt which had lost its spirit. Cronstedt's views did not find general acceptance; but in 1774 Bergman's research on nickel made its appearance, and in this he showed that the nickel which Cronstedt had only obtained in the impure state was in reality a new metal.

Nickel almost always occurs in nature together with cobalt. Its most important ores are niccolite, nickeline or kupfer-nickel, NiAs, found in the Saxon mines, in Styria, at Leadhills, and in Connecticut; nickel-glance, NiAsS; breithauptite, NiSb; millerite or nickel-blende, NiS; linnaeite, (Co,Ni,Fe)₃S₄; pentlandite, (Ni,Fe)S; nickel-ochre or annabergite, Ni₃(AsO₄)₂·8H₂O; rewdanskite, (Ni,Fe,Mg)₃Si₂O₇·2H₂O, &c. Nickel also occurs frequently in magnetic pyrites, that from the Gap Mine in Pennsylvania containing 5·6 per cent., and being worked for nickel; whilst a similar ore, containing about 2·56 per cent. of nickel, and an equal amount of copper, is worked in Ontario, where it is sometimes accompanied by nickeliferous iron pyrites, (Ni,Fe)S₂. Similar ores also occur in Oregon. An important source of nickel has been opened out in New Caledonia, where large quantities of a silicate of nickel called garnierite, 2(Ni,Mg)₅Si₄O₁₃·3H₂O, occur.

¹ See Link, *Phil. Trans.* 1726, 236

Nickel is an essential constituent of meteoric iron (p. 1137), its presence in extra-terrestrial matter having been first detected by Proust. It is also contained in the sun's atmosphere.

METALLURGY OF NICKEL.

592 The method adopted for the extraction of metallic nickel varies according to the nature of the ore to be treated. Formerly nickel was largely obtained as a by-product from the treatment of complex ores of copper, &c., by long and complicated wet and dry processes, but at the present time most of the nickel is obtained from garnierite and nickeliferous pyrrhotite and chalcopyrite.¹

The method of treating garnierite, as at present practised, consists in smelting the ore with the addition of calcium sulphate or even alkali waste (chiefly calcium sulphide), for the production of a matte of nickel and iron together with a slag, consisting of silicates of lime, magnesia and other bases. This matte, which generally contains about 50 per cent. of nickel, 30 per cent. of iron, and 20 per cent. of sulphur, is either blown in small Bessemer converters similar to those used for enriching copper mattes (p. 405), or is smelted in reverberatory furnaces together with a siliceous flux, yielding in both cases a rich pure nickel sulphide, containing 80 per cent. of nickel and a siliceous iron slag containing a small amount of nickel.

It is, however, impossible to blow this nickel sulphide to the metal, as can be done with copper sulphide, on account of the infusibility of nickel and also because it undergoes oxidation and forms a nickel silicate. The nickel sulphide has therefore to be carefully roasted, generally twice, sometimes with the addition of sodium nitrate, and the nickel oxide washed and dried. The oxide is then pressed into the form of small cubes, and these strongly ignited with charcoal powder. The reduction takes place from the outside, the metal absorbing carbon and retaining the form of the cubes. The operation is usually carried on in clay crucibles standing on the hearth of a reverberatory furnace, or in a special furnace² in which the reduction may be carried on continuously. This consists of a furnace through which vertical fire-clay tubes pass; these tubes

¹ Steinhart, *Trans. Inst. Min. and Met.* 1905-6, 15, 230.

² *Ber. Entw. Chem. Ind.* 7, 866.

are charged at the top with the mixture of crude oxide and coal, and the metal is withdrawn from time to time at the bottom. Commercial nickel contains carbon as well as small quantities of cobalt, copper, iron, and sulphur.

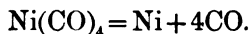
For sulphides, such as the Canadian ores, containing 3 per cent. of nickel and about 2 per cent. of copper, the process is carried out as follows; the ore is first heap-roasted to oxidise the iron and remove the excess of sulphur. The roasted ore is then smelted in a blast furnace, producing a matte containing 36 to 40 per cent. nickel-copper. This matte is then concentrated either by being again put through the cupola with a siliceous flux, or by being blown in a converter, to an 80 per cent. nickel-copper matte.

The separation of the nickel from the copper is effected by what is known as "tops and bottom" smelting, by means of an alkaline sulphide. The matte is mixed with coke and sodium sulphate (saltcake), 30 tons of saltcake and 7 tons of coke being used for 50 tons of matte, and is charged into a magnesia-lined open-hearth reverberatory furnace. The mixture is melted down and allowed to stand for five hours in the furnace, being frequently poled. Practically complete solution of the copper sulphide, and any iron sulphide present, is thus effected in the sodium sulphide formed from the saltcake. The molten charge is then tapped from the furnace and allowed to separate in moulds, or the two strata are tapped separately from the furnace. The nickel sulphide thus obtained may be roasted and reduced as already described. A small amount of nickel is also extracted by a wet method as described under cobalt (p. 1250).

An extremely interesting process has been introduced by Mond,¹ which depends on the formation of the volatile nickel carbonyl, $\text{Ni}(\text{CO})_4$, when the finely-divided metal is exposed to the action of carbon monoxide at 80° . The Canadian matte is roasted and then exposed to the reducing action of water-gas or producer-gas at a temperature not exceeding 400° . The reduced metal is then passed by air-tight conveyers to the "volatiliser," in which it passes downwards over a series of shelves, where it is exposed at a temperature of 80° to an ascending current of carbon monoxide. This gas is prepared by passing the flue gas from a boiler through potassium carbonate solution, boiling the solution, and leading the pure carbon dioxide given off over in-

¹ *J. Soc. Chem. Ind.* 1895, 945.

candescent coke. The gas leaving the volatiliser contains nickel carbonyl and is passed through tubes or chambers heated to 180°, in which the nickel is deposited in the pure state, the carbon monoxide being regenerated and passing back to the volatiliser :



In practice, small quantities of magnesium are often added to molten nickel; this is found to make the metal very fluid before casting, and also renders it malleable, and free from blow-holes due to gas.

Pure nickel can be prepared, according to Winkler,¹ by electrolysing a solution of the pure sulphate containing ammonium sulphate and ammonia, a cathode of highly polished nickel being used, and the current passed until the nickel separates from the electrode in thin plates. It is then heated in a current of pure dry hydrogen.

The production and consumption of metallic nickel is rapidly increasing, as is shown by the following figures, giving the world's production of the metal :

1868	700 tons
1895	4762 „
1900	7526 „
1904	12,000 „

593 Properties.—Nickel is a lustrous silver-white metal having a steel-grey tinge. It is very hard and takes a high polish, and may easily be rolled out into thin plates and drawn into wire. The pure metal melts² at 1484°, but may be welded below its melting point, and distils in the electric furnace more readily than cobalt.³ As in the case of iron, when the metal contains carbon it is less malleable and more readily fusible. It has a sp. gr. of 8·8 to 8·9 and an average specific heat between 15–100° of 0·10842.

Nickel oxidises only with difficulty, even on heating in the air. It decomposes steam very slowly at a red-heat with formation of the monoxide, which is also formed when it is heated at 200° in nitric oxide.⁴ It is slowly soluble in hydrochloric or dilute sulphuric acid, and does not dissolve quickly even in the

¹ *Zeit. anorg. Chem.* 1894, **8**, 1.

² Holborn and Wien, *Ann. Phys. Chem.* 1895 [2], **56**, 360.

³ Moissan, *Compt. Rend.* 1906, **142**, 425.

⁴ Sabatier and Senderens, *Compt. Rend.* 1892, **114**, 1429.

concentrated acid. On the other hand, it dissolves readily in dilute nitric acid; but if it be dipped into the concentrated acid it becomes "passive" as does iron. Nickel is attracted by the magnet and readily assumes a polar condition. It is capable of absorbing about 17 volumes of hydrogen. Nickel is now largely employed for plating and for the manufacture of alloys, among which nickel steel and German silver are the most important. The unalloyed metal, containing 98.7 per cent. of nickel and cobalt, was adopted in 1892 by the Government of Austria-Hungary for the production of minor coins, and has been found to be very successful. It is also employed for the manufacture of crucibles which can be used in many laboratory operations, instead of those made of the more costly platinum.

Electro-nickel Plating.—Pure nickel is used as the positive pole in processes for the electro-deposition of nickel, which are especially valuable for coating iron and steel with a thin film of pure nickel. If the coating be well deposited the metal scarcely undergoes any oxidation, but it is found to adhere better when a layer of copper is first deposited on the iron. The process of nickel-plating was first applied to fire-arms in order to preserve them from rusting. Now, however, it is also used for covering various parts of machines, locks, keys, surgical instruments, and other fine iron- and steel-work. A great variety of proposals have been made for the preparation of the liquid used in this process, but the only bath which is practically useful is one made of pure nickel ammonium sulphate which is saturated at a temperature of from 20° to 25°.¹

ALLOYS OF NICKEL.

594 In 1825 Thénard in his *Traité de Chimie* remarked that nickel was not employed for any practical purpose, although Engeström had pointed out so long ago as 1776 that Chinese packfong is an alloy of copper, zinc and nickel. Packfong, or rather Pack-Tong, means white copper, and Tong-Pack probably means the same thing, although in Europe this name, changed to tombac, is employed to describe a particular kind of brass. Since the middle of the eighteenth century a white alloy had been prepared at Suhl, in Hanneberg, from old copper slag; and Brandes in 1823 showed that this white copper chiefly consisted of an alloy of copper and nickel, and thus commenced the

¹ *Ber. Entw. Chem. Ind.* i. 874.

manufacture of nickel alloys known under the name of German-silver, nickel-silver, or argentan, a trade which has now attained large dimensions. The nickel industry received a further impulse from the application of copper-nickel alloys to the manufacture of small coin, which was first introduced into Switzerland in 1850. The Swiss pieces of twenty, ten, and five centimes contain respectively fifteen, ten, and five per cent. of silver alloyed with 10 parts of nickel and 12·5 of zinc, the residue being made up of copper. These proportions are, however, not constant, as in the melting more or less zinc volatilises. A yellow alloy containing twelve of nickel to eighty-eight of copper was adopted in 1856 by the United States Government for the one cent pieces, and in 1860 the Belgian Government instituted a nickel-copper coinage, containing twenty-five of the former to seventy-five of the latter metal, this same alloy being adopted in 1866 by the United States for the five and ten cent pieces, by Brazil in 1872, and by the German Government in 1873 for the five- and ten-pfennig pieces.

The advantages of nickel coinage are, in the first place, that the metal is more valuable than copper, and, therefore, for the same value, the coins can be of smaller size; secondly, that the alloy is hard and, therefore, the coin wears well; thirdly, that the alloy requires experienced workmen to prepare it in the homogeneous condition; and, lastly, that in consequence of its hardness it requires powerful machinery for its manufacture.

It is a very remarkable fact that a coin of the Bactrian King Euthydemus, who reigned about 235 B.C., analysed by Flight,¹ possesses a very similar composition to the alloy in question:

Copper	77·58
Nickel	20·04
Cobalt	0·54
Iron	1·05
Tin	0·04
Silver	trace
Sulphur	0·09
	99·34

The above alloys of nickel absorb on fusing a considerable quantity of gas, and the more the higher the temperature and the percentage of nickel contained. Künzel found that if an

¹ The *Numismatic Chronicle*, 8, 305; and *Pogg. Ann.* 1870, 139, 507.

alloy of eighty parts of copper and twenty of nickel be fused in a crucible half filled with the mixture, and this quickly cooled, the mass froths up from the evolution of gas, and runs over the top of the crucible. If a copper-nickel alloy be granulated in water, yellow globules are obtained, and these are frequently so thin that they swim on the surface of the water.¹

Nickel-silver, or *German-silver*, is an alloy of copper, nickel, and zinc, containing its constituents in varying proportions according to the method of preparation and the articles for which it is used. As a rule five parts of copper, two of nickel, and two of zinc are used, thus giving rise to an alloy which has the appearance of silver alloyed with one-quarter of copper. In Sheffield eight parts of copper, 3.5 of zinc, and three of nickel are employed. A commoner and yellowish alloy is obtained when less nickel is used, whereas if more nickel be employed the alloy has a bright white colour, and takes a high silvery polish. The addition of 2.5 per cent. of iron makes the alloy whiter, but also harder and more brittle.

The following table gives the composition of several of these alloys: No. I. is Chinese packfong analysed by Fyfe; II. the same, by Kefferstein; III. German-silver by Bolley; IV.–VI. various samples of nickel-silver used in Birmingham for articles to be plated, and analysed by Louyet; and VII. an alloy from Sheffield distinguished by extraordinary elasticity and used for the friskets of printing-presses, analysed by Elsner.

	I.	II.	III.	IV.	V.	VI.	VII.
Copper .	40.4	26.3	54.0	63.34	62.40	62.63	57.4
Zinc . .	25.4	36.8	28.0	17.01	22.15	26.05	25.0
Nickel .	31.6	36.8	18.0	19.13	15.05	10.85	13.0
Iron . .	2.6	—	—	trace	trace	trace	3.0
	100.0	99.9	100.0	99.48	99.60	99.53	98.4

In preparing nickel-silver it is usual to melt the zinc with half the weight of copper which it is ultimately to contain, this alloy being then cast into thin plates. The other half of the copper is then fused with the nickel under a bed of charcoal-powder, and the copper-zinc alloy added. After cooling, the alloy possesses a crystalline structure, and this is got rid of by hammering and rolling, again heating, and allowing to cool. When it has once lost its crystalline structure it can be worked

¹ *Ber. Entw. Chem. Ind.* i. 867.

like brass, and although it is harder and tougher it may be rolled out to foil and drawn to wire. Hence it is used for a great number of purposes, as it is much cheaper than silver, and less apt to be discoloured. On the other hand, it is more readily attacked by acid liquids, and for this reason nickel-silver articles employed for household use are generally covered with a coating of silver. The addition of small quantities of aluminium has recently been shown greatly to improve the quality and appearance of nickel-silver.

An alloy of nickel with four parts of copper is used for the casing of bullets to be employed with small-bore rifles.

COMPOUNDS OF NICKEL.

NICKEL AND OXYGEN.

595 A large number of different oxides of nickel have been described, the most important being the monoxide, NiO , which is the only one yielding a corresponding series of salts. In addition, the sesquioxide, Ni_2O_3 , has been prepared, and peroxides are obtained by the electrolytic oxidation of the metal. Trinickel tetroxide,¹ Ni_3O_4 , has been described together with several other oxides such as Ni_4O_7 ,² Ni_5O_7 ,³ and Ni_3O_5 ,⁴ as well as the suboxides Ni_2O ,⁵ and Ni_3O ,⁶ but these are probably mixtures of the monoxide with peroxide in the one case and nickel in the other.

Nickel Monoxide or Nickelous Oxide, NiO.—This substance occurs as bunsenite at Johanngeorgenstadt in Saxony, in vitreous translucent pistachio-green regular octahedra having a specific gravity of 6.398. It may be obtained by strongly heating the hydroxide, sesquioxide, carbonate or nitrate in the form of a green crystalline powder, which becomes deep-yellow on heating. If nickel borate be ignited with lime in a pottery furnace and the mass treated with hydrochloric acid, nickel oxide remains behind in green cube-octahedra which have a specific gravity of 6.8 (Ebelmen), whilst if the metal be ignited

¹ Baubigny, *Compt. Rend.* 1878, **87**, 1082; Dudley, *Amer. Chem. J.* 1896, **18**, 901.

² Wicke, *Jahresb.* 1865, 303.

³ Schröder, *Journ. Chem. Soc. Abstr.* 1890, 1213.

⁴ *Chem. News*, 1879, **39**, 81.

⁵ Müller, *Pogg. Ann.* 1869, **136**, 59.

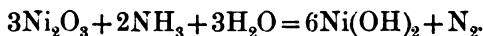
⁶ Moore, *Chem. News*, 1895, **71**, 81.

in a current of steam, pale olive-green crystals of the oxide are formed. When heated in the air it at first absorbs oxygen, but loses it again at a higher temperature, whilst in the electric furnace it melts and solidifies in green crystals.¹ It is readily reduced by hydrogen at 220°, by carbon monoxide at 120°, and by solid carbon at 450°.

Nickel Hydroxide, Ni(OH)₂, is thrown down when a solution of a nickel salt is heated with potash or soda, as an apple-green precipitate slightly soluble in water. It dissolves in ammonia with a blue colour, and separates out as a green crystalline powder on boiling the ammoniacal solution.

The salts of nickel are derived from the monoxide. In the anhydrous condition, and formed from colourless acids, they are usually yellow-coloured, whilst in the hydrated state they possess an apple-green to an emerald-green colour. The soluble normal salts have a slightly acid reaction and a sweetish astringent metallic taste, and act as emetics.

Nickel Sesquioxide, Ni₂O₃, is a black powder obtained by gentle ignition of the nitrate or carbonate in the air, and is converted at a higher temperature into the monoxide. When the sesquioxide is heated in the oxy-coal-gas flame it yields metallic nickel,² which on cooling becomes covered with a film of oxide. It dissolves in sulphuric and nitric acids with evolution of oxygen, and in hydrochloric acid with evolution of chlorine, whilst nitrogen is evolved when it is acted upon by ammonia :



When potassium is burnt in the air in nickel vessels, and the product treated with water, black prisms remain having the composition Ni₂O₃.2H₂O, which rapidly oxidise organic substances.³ It appears most probable that the sesquioxide is a compound of the monoxide and dioxide, NiO.NiO₂, and is to be regarded as nickelous nickelite.

When chlorine is passed through nickelous hydroxide suspended in water, or when a solution of a nickel salt is warmed with an alkali hypochlorite, a black precipitate is formed which is generally regarded as *nickel trihydroxide*, Ni(OH)₃, corresponding

¹ Moissan, *Ann. Chim. Phys.* 1880 [5], 21, 199; *Compt. Rend.* 1892, 115, 1034.

² Read, *Journ. Chem. Soc.* 1894, 314.

³ Hofmann and Hiendlmaier, *Ber.* 1906, 39, 3184.

to the sesquioxide. According to Bellucci and Clavari,¹ however, this substance is in reality the hydrated dioxide, $\text{NiO}_2 \cdot x\text{H}_2\text{O}$, which rapidly loses oxygen.

Nickel Dioxide, NiO_2 , has not been prepared in the anhydrous state, but a compound of this oxide and baryta termed *barium nickelite*, $\text{BaO} \cdot 2\text{NiO}_2$, is formed when barium carbonate is strongly heated with nickel sesquioxide in the electric furnace. It forms dark coloured crystals of sp. gr. 4.8, which are rapidly decomposed by hot water and dissolve in hydrochloric acid with evolution of chlorine.²

A peroxide of nickel is formed by the electrolytic oxidation of the metal, but it is uncertain whether the oxide thus produced is the dioxide or a higher oxide. According to Hollard³ the *tetroxide*, NiO_4 , is produced by the electrolysis at 70° of a very dilute solution of a nickel salt containing chromic acid and an alkali pyrophosphate.

NICKEL AND THE HALOGENS.

596 *Nickel Fluoride*, NiF_2 , is obtained by dissolving the hydroxide or carbonate in hydrofluoric acid and evaporating, when blue-green crystals of $\text{NiF}_2 \cdot 3\text{H}_2\text{O}$ separate. These are decomposed by boiling water with formation of an insoluble pale-green oxyfluoride.

The anhydrous fluoride is obtained by heating the chloride with ammonium fluoride in a current of hydrofluoric acid.⁴ It forms volatile green prisms of specific gravity 4.63, which are not attacked by mineral acids, but are reduced by hydrogen.

Nickel fluoride forms double salts with the alkali fluorides.

Nickel Chloride, NiCl_2 .—Finely-divided nickel burns with a bright light when it is slightly heated in dry chlorine gas, forming yellow scales resembling mosaic gold. If a solution of the oxide or carbonate in hydrochloric acid be evaporated to dryness, the anhydrous chloride is obtained as a yellow earthy mass which readily dissolves in water with evolution of heat. On gently heating for some time in the air it evolves chlorine, leaving a residue of the oxide. In absence of air, on the other hand, it can be sublimed, and is then obtained in golden scales which

¹ *Gazzetta*, 1905, **14**, ii, 234; *Atti. R. Accad. Lincei*, 1907 [5], **16**, i, 647.

² Dufau, *Compt. Rend.* 1896, **123**, 495.

³ *Compt. Rend.* 1903, **136**, 229.

⁴ Poulenc, *Compt. Rend.* 1892, **114**, 1426.

when boiled for some time with caustic potash are completely converted into the hydroxide. They become gradually coloured green on exposure to the air owing to the absorption of moisture, and are then easily soluble in water. The salt $\text{NiCl}_2 \cdot 6\text{H}_2\text{O}$ is obtained in short six-sided prisms on concentrating the solution; these are easily soluble in water and in alcohol. The anhydrous chloride absorbs ammonia at the ordinary temperature, swelling up to a white powder, possessing a slightly violet tinge, and having the composition $\text{NiCl}_2 \cdot 6\text{NH}_3$. The same compound is obtained in blue octahedra by dissolving the chloride in ammonia and allowing the solution to cool. This salt readily evolves ammonia when exposed to the air. It is easily soluble in water but less so in strong alcohol. Similar compounds are formed by the bromide and iodide.

Nickel Bromide, NiBr_2 .—Finely-divided nickel absorbs bromine vapour when heated in it, becoming incandescent. In absence of air, the bromide sublimes in golden scales which deliquesce on exposure. The solution, which is also obtained by bringing the metal in contact with bromine and water, gives on evaporation deliquescent needles of $\text{NiBr}_2 \cdot 3\text{H}_2\text{O}$.

Nickel Iodide, NiI_2 .—If nickel powder reduced in hydrogen be heated with iodine, or if the hydroxide be dissolved in hydriodic acid, the solution evaporated to dryness in absence of air, and the solid heated, nickel iodide sublimes in iron-black scales. The solution when evaporated to a syrup deposits bluish-green very deliquescent prisms having the composition $\text{NiI}_2 \cdot 6\text{H}_2\text{O}$.

NICKEL AND SULPHUR.

597 *Nickel Monosulphide*, NiS , occurs as millerite, being occasionally found in brass-yellow rhombohedra, but more commonly in capillary crystals. When nickel and sulphur are heated together above the melting-point of the latter, this same compound is formed with incandescence as a bronze-yellow brittle mass which is not soluble in hydrochloric or sulphuric acid, but dissolves in nitric acid and aqua regia. The black hydrated sulphide is precipitated when ammonium sulphide is added to a nickel salt. This is difficultly soluble in hydrochloric acid, but slightly soluble with a brownish colour in ammonia, as well as in yellow ammonium sulphide and other alkaline polysulphides, and is reprecipitated from these

solutions on exposure to the air, or on addition of acetic acid. In the moist state it oxidises readily on exposure to the air. When a solution of a nickel salt is heated with sodium thio-sulphate, the monosulphide is obtained in the form of a dense black precipitate which does not undergo alteration on exposure to the air, and which is not acted upon by boiling hydrochloric acid.

The sulphide is not precipitated by sulphuretted hydrogen in presence of dilute hydrochloric acid, and yet the precipitated sulphide, when obtained from an alkaline solution, is found to be insoluble in dilute hydrochloric acid. It appears probable, therefore, that a rapid change occurs in the freshly precipitated sulphide, and that it thus passes into a form which is insoluble in dilute hydrochloric acid.

Nickel Subsulphide, Ni_2S , is obtained as a bronze-yellow, non-crystalline mass when the monosulphide is heated in the electric furnace, and on further heating loses the remainder of the sulphur forming metallic nickel.¹

Linnaeite, $(\text{Ni}, \text{Co}, \text{Fe})_3\text{S}_4$, is an important nickel ore occurring at various places in considerable masses (see p. 1258).

Nickel Sesquisulphide, Ni_2S_3 .—A black precipitate having approximately this composition is obtained by acting on nickel carbonyl with sulphur dissolved in carbon bisulphide.²

Nickel Disulphide, NiS_2 , is obtained as an impalpable iron-grey powder by strongly heating a mixture of nickel carbonate, potassium carbonate, and sulphur, the residue being lixiviated with water.

Nickel Sulphate, NiSO_4 .—This salt was first obtained in the pure and crystalline condition in 1775 by Bergman. In order to prepare it, nickel or its hydroxide or carbonate is dissolved in dilute sulphuric acid. When the solution contains an excess of acid, the salt, $\text{NiSO}_4 \cdot 6\text{H}_2\text{O}$, separates at the ordinary temperature in hard bluish-green tetragonal pyramids. At a temperature of from 50° to 70° green monoclinic crystals of the same composition separate out, and these become bluish and opaque when allowed to stand at the ordinary temperature. When the salt crystallises from aqueous solution at from 15° to 20° , green rhombic prisms isomorphous with magnesium sulphate, and having the composition $\text{NiSO}_4 \cdot 7\text{H}_2\text{O}$, are deposited. This salt is also known as nickel vitriol, or morenosite, occur-

¹ Mourlot, *Compt. Rend.* 1897, 124, 768.

² Dewar and Jones, *Journ. Chem. Soc.* 1904, 211.

ring in acicular crystals and also as a fibrous efflorescence on certain nickel ores. Hydrated nickel sulphate when heated to 100° leaves the salt $\text{NiSO}_4 \cdot \text{H}_2\text{O}$ as a powder, and this loses the whole of its water above 280° , yielding the yellow anhydrous salt. One hundred parts of water dissolve (Tobler):

At	2°	16°	23°	41°	50°	60°	70°
NiSO_4	30.4	37.4	41.0	49.1	52.0	57.2	61.9 parts.

The anhydrous sulphate absorbs ammonia, becoming strongly heated and increasing in bulk, forming a violet-white powder having the composition $\text{NiSO}_4 \cdot 6\text{NH}_3$. On dissolving the sulphate in strong ammonia and cooling, or allowing the solution to evaporate over sulphuric acid, transparent dark-blue tetragonal prisms crystallise out having the composition $\text{NiSO}_4 \cdot 4\text{NH}_3 \cdot 2\text{H}_2\text{O}$. A compound of the formula $2\text{NiSO}_4 \cdot 10\text{NH}_3 \cdot 7\text{H}_2\text{O}$ has also been described.

Nickel Ammonium Sulphate, $(\text{NH}_4)_2\text{SO}_4 \cdot \text{NiSO}_4 \cdot 6\text{H}_2\text{O}$.—This salt is employed in the process of nickel-plating. It is obtained by dissolving nickel, free from iron and copper, in dilute sulphuric acid, and adding ammonium sulphate to the concentrated acid solution. The crystalline paste which is deposited is washed with cold water and purified by recrystallisation. It crystallises in short monoclinic prisms. One hundred parts of water dissolve (Link):

At	3.5°	16°	20°	30°	40°	50°	68°	85°
$(\text{NH}_4)_2\text{SO}_4 \cdot \text{NiSO}_4$	1.8	5.8	5.9	8.3	11.5	14.4	18.8	28.6 parts.

The salt is almost insoluble in an acidified solution of ammonium sulphate (Thomson). Many other double salts are known.

NICKEL AND THE ELEMENTS OF THE NITROGEN GROUP AND BORON.

598 *Nickel Nitride* is obtained by the action of excess of ammonia on metallic nickel at $400\text{--}600^{\circ}$, and forms a black powder, which readily dissolves in dilute sulphuric and hydrochloric acids.¹ The composition of the product is intermediate between those corresponding to the formulæ Ni_3N and Ni_5N_2 .

Nitronickel, $\text{Ni}_2(\text{NO}_2)$, is formed as a black mass mixed with oxide when nitrogen peroxide is passed over reduced nickel,

¹ Beilby and Henderson, *Journ. Chem. Soc.* 1901, 1251.

and in its properties resembles the corresponding cobalt compound (p. 1259).¹

Nickel Nitrite, $\text{Ni}(\text{NO}_2)_2$, is obtained in solution by the decomposition of the sulphate with barium nitrite. It is a very unstable compound, but forms with potassium nitrite the easily soluble double salt $4\text{KNO}_2 \cdot \text{Ni}(\text{NO}_2)_2$. This is obtained in brownish-red octahedra by mixing a concentrated solution of the nitrite with an excess of potassium nitrite. When potassium nitrite is added to a nickel solution containing a calcium salt, a yellow crystalline precipitate of $2\text{KNO}_2 \cdot \text{Ca}(\text{NO}_2)_2 \cdot \text{Ni}(\text{NO}_2)_2$ is formed, which possesses great similarity to potassium cobaltinitrite (see p. 1259), and if a solution contain a sufficient quantity of calcium together with nickel and cobalt, the whole of the nickel, as well as the cobalt, may be thrown down by potassium nitrite. This fact must be remembered in the separation of the two metals.

Nickel Nitrate, $\text{Ni}(\text{NO}_3)_2 \cdot 6\text{H}_2\text{O}$, crystallises in green monoclinic tablets which dissolve in two parts of cold water and in alcohol, and effloresce on exposure to dry air, deliquescing, however, in moist air. Hydrates with $3\text{H}_2\text{O}$ and $9\text{H}_2\text{O}$ have also been obtained.

Nickel Phosphides.—When nickel and phosphorus are heated in the electric furnace the compound Ni_2P is obtained in transparent grey needles of sp. gr. 6.3,² insoluble in all acids except a mixture of nitric and hydrofluoric acid. A phosphide of the same composition is prepared in the wet way as a black precipitate by adding nickel chloride to a boiling solution of potash containing some phosphorus and tartaric acid. Crystalline compounds of the formulæ P_2Ni_5 , P_2Ni_3 , P_3Ni_2 , have also been described.³

Nickel Arsenides.—These two elements readily fuse together to form brittle alloys, some of which occur as minerals. Of these the most important is kupfer-nickel, niccolite, or nickeline, NiAs , which is found massive and also, although less frequently, crystallised in hexagonal pyramids. It has a light copper-red colour, and is an important ore of nickel, being found in various localities in Europe and America. Chloanthite, $(\text{Ni}, \text{Co}, \text{Fe})\text{As}_2$, is another nickel arsenide occurring together with the preceding.

The Phosphates of Nickel are insoluble in water, and more or

¹ Sabatier and Senderens, *Bull. Soc. Chim.* 1893 [3], 9, 669.

² Maronneau, *Compt. Rend.* 1900, 130, 656.

³ See Granger, *Compt. Rend.* 1896, 122, 1484; 1896, 123, 176.

less soluble in the mineral acids. The *arsenates* possess similar properties, and some of them occur in the mineral kingdom.

Nickel Boride, NiB, is prepared in the electric furnace from its constituents, and forms brilliant prisms of specific gravity 7.39. It is decomposed by fused alkalis and by water vapour at a dull red heat.¹

NICKEL AND THE ELEMENTS OF THE CARBON GROUP.

599 *Nickel Tetracarbonyl*, Ni(CO)₄.—When carbon monoxide is passed over metallic nickel at about 350–400°, carbonic acid gas is formed and carbon liberated, but at a lower temperature the metal unites with carbon monoxide to form nickel tetracarbonyl. This substance is best prepared by reducing nickel oxide in hydrogen at about 400° in a combustion tube, allowing it to cool to about 30–80°, and then passing carbon monoxide over the reduced metal. When the issuing gas is cooled by salt and ice it deposits the nickel carbonyl, the excess of the gas being again passed over the nickel, and this repeated until no more of the compound is formed. The metal is then again heated in hydrogen to 400°, cooled and treated with carbon monoxide, the whole process being repeated as often as desired; about 10–15 grams are obtained at each operation.² If carbon monoxide under high pressure be employed, the nickel may be heated much more strongly.³ Thus under 100 atmospheres the nickel carbonyl produced is not decomposed even at 250°.

Nickel tetracarbonyl is a colourless liquid, having a specific gravity of 1.3185 at 17°; it boils at 43.2° under 760 mm. pressure, and solidifies at –25° forming needle-shaped crystals. It has the normal vapour density of 6.01 at 50°, but explodes at 60°, some carbon dioxide being formed and carbon liberated. When diluted with an inert gas the vapour does not explode and undergoes decomposition less readily;⁴ with carbon monoxide as diluent it has nearly the normal vapour density at 100° and dissociation is not complete at 182°. When gas containing the vapour is passed through a heated tube, pure metallic nickel is deposited with liberation of carbon monoxide.

It is soluble in alcohol, benzene, chloroform and carbon tetra-

¹ Moissan, *Compt. Rend.* 1896, 122, 424.

² Mond, Langer, and Quincke, *Journ. Chem. Soc.* 1890, 749.

³ Dewar, *Journ. Chem. Soc. Abstr.* 1904, ii, 488.

⁴ Dewar and Jones, *Proc. Roy. Soc.* 1903, 71, 427.

chloride, and is not acted on by dilute aqueous acids or alkalis. It is not decomposed by water free from air, but dissolves to the extent of 18 mgm. per 100 grams of water at 9.8°; dissociation into nickel and carbon monoxide takes place slowly when the solution is preserved. In the presence of air it undergoes oxidation, nickel hydroxide being formed together with a white compound of unknown constitution containing carbon¹ which may possibly be a basic carbonate.² It is rapidly decomposed by the halogens, yielding carbon monoxide and the nickel haloid; concentrated sulphuric acid converts it into nickel sulphate with evolution of hydrogen and carbon monoxide, and it is rapidly oxidised by dry concentrated nitric acid. Dry hydrogen chloride and bromide only attack it very slowly, but dry hydrogen iodide yields nickel iodide, hydrogen and carbon monoxide. With sulphur dissolved in carbon bisulphide a sulphide having approximately the composition Ni_2S_3 is formed, whilst sulphuretted hydrogen yields nickel monosulphide.³

No similar compound of cobalt has been obtained, and nickel may therefore be readily obtained free from cobalt by this reaction. As already mentioned under the metallurgy of nickel (p. 1272), the formation and subsequent decomposition of this substance is made use of on the large scale in the Mond process for extracting nickel from its ores.

The vapour of nickel tetracarbonyl has a very poisonous action. When inhaled in small quantities it produces toxic symptoms of a very definite type. The lethal dose for men is unknown, but for animals (rabbits, dogs, cats, etc.) it varies between 0.018 and 0.04 volume per cent. of the vapour in air, inhaled for 65 to 90 minutes. The substance is decomposed in the lungs into carbon monoxide and a nickel compound, which is possibly the hydrated basic carbonate. The carbon monoxide available is not sufficient to produce any symptoms, and the toxic effect is entirely due to the nickel content. The lungs are affected as are also the central nervous system and the adrenals. When death takes place, it is usually preceded by an illness of some four to seven days' duration, but in one case of a man, death took place on the 11th day. In animals the whole of the nickel may be excreted before the animal dies (Armit).

¹ Berthelot, *Compt. Rend.* 1891, **112**, 1343; **113**, 679.

² Armit, *Journ. Hygiene*, 1907, July.

³ Dewar and Jones, *Journ. Chem. Soc.* 1904, 203.

Nickel Carbonate, NiCO_3 , is obtained in the form of pale-green microscopic rhombohedra, by heating nickel chloride solution with calcium carbonate to 150° . When a nickel nitrate solution is mixed with a solution of sodium bicarbonate saturated with carbon dioxide, and this allowed to stand at a low winter temperature, microscopic monoclinic crystals of $\text{NiCO}_3 \cdot 6\text{H}_2\text{O}$ are formed, and these lose their water readily on warming. When a nickel solution is precipitated with an alkali carbonate, basic salts of varying composition are thrown down in the form of pale-green precipitates.

Nickel Cyanide, $\text{Ni}(\text{CN})_2$, is an apple-green precipitate easily soluble in an excess of potassium cyanide with formation of the crystalline double salt, $\text{Ni}(\text{CN})_2 \cdot 2\text{KCN}$. This is again decomposed by dilute acids with separation of nickel cyanide. No stable salts corresponding to the ferro- and ferri-cyanides are formed.

Nickel Silicide, Ni_2Si , is obtained by heating an excess of nickel with silicon in the electric furnace until the greater part of the metal has been volatilised, and then treating the residue with dilute nitric acid. It is a steel-grey crystalline powder with a metallic appearance, and has the specific gravity 7.2. It is readily attacked by fluorine, and dissolves in hydrofluoric acid and in aqua regia.¹

The Nickel Silicates occur in nature. Rewdanskite occurs at Rewdansk in the Urals, and is worked for nickel. It is an earthy mineral which chiefly consists of $(\text{Ni}, \text{Fe}, \text{Mg})_3\text{Si}_2\text{O}_7 \cdot 2\text{H}_2\text{O}$ and contains about 18 per cent. of nickel. Garnierite, $2(\text{Ni}, \text{Mg})_5\text{Si}_4\text{O}_{13} \cdot 3\text{H}_2\text{O}$, occurs in New Caledonia, and is now largely worked up for nickel in France. It contains 24 per cent. of nickel (Liversidge).

The *orthosilicate*, Ni_2SiO_4 , is formed in greenish-yellow crystals when the oxide and chloride are heated with amorphous silica.²

DETECTION AND ESTIMATION OF NICKEL.

600 Nickel compounds behave in a similar manner to those of iron and cobalt when heated with reducing agents before the blowpipe. An infusible magnetic powder is produced, and when this is dissolved in a drop or two of dilute nitric acid and

¹ Vigouroux, *Compt. Rend.* 1895, **121**, 686.

² Bourgeois, *Compt. Rend.* 1889, **108**, 1177.

evaporated to complete dryness, a characteristic green stain is obtained which becomes yellow on further heating. Nickel compounds, moreover, colour the borax bead a brownish-yellow in the oxidising flame, the bead becoming grey and opaque in the reducing flame owing to the separation of metallic nickel.

Nickel is very readily detected by the employment of certain organic reagents. Thus when α -dimethylglyoxime $[(\text{CH}_3)_2\text{C}:\text{N.OH}]_2$ is added to a solution of a nickel salt containing excess of ammonia or of sodium acetate, a scarlet precipitate separates, one part of nickel in 400,000 parts of water being capable of detection in this manner.¹ Cobalt does not give a precipitate with this reagent, nor does it interfere with the reaction unless present in very large excess. This reaction may also be employed for the colorimetric estimation of small quantities of nickel.² When dicyanodiamide, $\text{C}_2\text{N}_4\text{H}_4$, and then caustic potash are added to a solution of a nickel salt previously acidified with hydrochloric acid, a dense yellow precipitate is produced of nickel dicyanodiamidine, $\text{Ni}(\text{C}_2\text{N}_4\text{H}_5\text{O})_2 \cdot 2\text{H}_2\text{O}$, which becomes flesh-coloured when heated. In dilute solutions the precipitate only forms on boiling or standing.³

The nickel compounds in general give no flame spectrum, but the acetate when moistened with hydrochloric acid gives first a transient purple, followed by a more permanent deep-red colour, the production of the colour taking place in the inner cone of the flame.⁴ The chloride yields a characteristic spark-spectrum, and the spectrum of the metal also contains many lines, of which a few of the brightest are 5893 in the orange and 4874, 4866, and 4856 in the green-blue.

Nickel is precipitated in alkaline solution by ammonium sulphide along with the other metals of the iron group, from all of which except cobalt it can be separated by treating the precipitate with dilute hydrochloric acid, in which the sulphides of these two metals are insoluble. A characteristic property of nickel sulphide is that it dissolves slightly in yellow ammonium sulphide, forming a dark-coloured solution.

The best method for the qualitative detection of the two metals is based on Liebig's method for their estimation (see below). For this purpose the sulphides are dissolved in con-

¹ Tschugaeff, *Ber.* 1905, **38**, 2520.

² Armit and Harden, *Proc. Roy. Soc.* 1906, **77B**, 420.

³ Grossmann and Schück, *Ber.* 1906, **39**, 3356.

⁴ Hartog, *British Assoc. Reports*, 1901, 613.

centrated hydrochloric acid with the addition of a crystal of potassium chlorate, and the solution evaporated nearly to dryness and afterwards diluted with water. Potassium cyanide is then added until the precipitated cyanides redissolve, a drop of acetic acid is added and the liquid boiled for a few minutes. The solution then contains potassium cobalticyanide and potassium nickel cyanide. The latter is at once decomposed by sodium hypochlorite in alkaline solution, whereas the former is not attacked by this reagent. The solution is therefore made alkaline with caustic soda and boiled with sodium hypochlorite, when the nickel is precipitated as the black trihydroxide, which may be filtered off, washed and tested by the borax bead, whilst the cobalt can be detected in the filtrate by evaporating and testing the residue by one of the dry reactions.

Cobalt is much more readily precipitated in the form of sesquioxide than nickel; a fact which is made use of in the commercial separation of the two. This reaction can also be used for the qualitative and quantitative separation of nickel and cobalt. When bromine water is added to a cold neutral solution of the two metals the cobalt is rapidly precipitated as the sesquioxide, whilst the nickel remains in solution.¹

Numerous methods, both gravimetric and volumetric, have been proposed for the quantitative separation and estimation of nickel and cobalt. Only the three most successful gravimetric processes are here described.²

Liebig's hydrocyanic acid method³ has received many modifications, and may be applied to the quantitative separation of the metals in substantially the form which has been described above. The solution containing potassium cobalticyanide and potassium nickel cyanide may be treated with caustic soda and sodium hypochlorite as there described, or may be boiled with precipitated mercuric oxide, the whole of the nickel being precipitated as a mixture of oxides, which after ignition may be weighed as nickel monoxide. The filtrate is acidified with nitric acid, and mercurous nitrate added in excess. Mercurous cobalticyanide is precipitated and is converted by ignition into tricobalt tetroxide. Both in this and the succeeding methods one of the metals is frequently

¹ Taylor, *Proc. Man. Phil. Soc.* 1902, **46**, No. 11.

² A summary and critical examination of all these methods will be found in *Zeit. anal. Chem.* 1891, **30**, 227.

³ *Annalen*, 1853, **87**, 128.

estimated indirectly. The two are precipitated together by caustic soda from a known volume of solution, and the mixed oxides weighed, the amount of one of the metals being then found by difference.

Another separation of nickel from cobalt depends upon the precipitation of potassium cobaltinitrite (see p. 1259). This is dried at 100° and weighed, and the nickel in the filtrate is precipitated by caustic potash, the precipitate boiled, well washed and converted by ignition into the monoxide.

A very accurate method depends on the fact that nitroso- β -naphthol, $C_{10}H_6(OH)NO$, yields an insoluble compound with cobalt salts, but not with those of nickel.¹ The solution is therefore acidified with hydrochloric acid, and a solution of this reagent in acetic acid added. A very voluminous precipitate is formed, which is well washed and then ignited with a little oxalic acid, the cobalt being finally heated in hydrogen and weighed.

The Atomic Weight of nickel has been frequently determined, but with somewhat discordant results. Of the older determinations the most important are those of Russell² (1862), who in a series of well-agreeing experiments obtained the number 58.30, by reducing the strongly ignited monoxide, whilst by measuring the amount of hydrogen evolved on dissolving the pure metal he got the number 58.27.³ On the other hand, Schneider,⁴ by analysing the oxalate, found the number 57.63, and Dumas,⁵ by the analysis of the chloride, obtained an atomic weight of 58.60, whilst Zimmermann, adopting the method used by Russell of reducing the pure oxide, obtained the number 58.27.⁶ In 1867 Winkler obtained the number 58.83 by the precipitation of gold by metallic nickel,⁷ but he afterwards found this method to be inaccurate. Later, Winkler obtained the number 58.60 by the analysis of nickel chloride, and 58.42 from the amount of iodine taken up by nickel to form the iodide.⁸ Finally Richards and Chusman,⁹ from the amount of silver required to precipitate the bromine in pure nickel bromide, found the value 58.25, and from the

¹ Ilinski and Knorre, *Ber.* 1895, **18**, 699.

² *Journ. Chem. Soc.* 1863, 58. ³ *Journ. Chem. Soc.* 1869, 292.

⁴ *Pogg. Ann.* 1857, **101**, 387.

⁵ *Ann. Chim. Phys.* 1859 [3], **55**, 129.

⁶ *Annalen*, 1885, **232**, 324. ⁷ *Zeit. anal. Chem.* 1867, **6**, 22.

⁸ *Zeit. anorg. Chem.* 1893, **4**, 10, 462; 1894, **8**, 1, 291.

⁹ *Zeit. anorg. Chem.* 1898, **16**, 167; 1899, **20**, 352.

weight of nickel produced by the reduction of the same compound in hydrogen, a value practically identical with the last. The value now adopted (1907) is 58.3 (H=1), 58.7 (O=16).

The statement made by Krüss and Schmidt¹ that ordinary pure nickel contains another element of higher atomic weight has not been confirmed.

SUB-GROUP (b). THE RUTHENIUM GROUP.

Ruthenium. Rhodium. Palladium.

601 The three metals of this group all have a silvery lustre, and combine with oxygen at high temperatures rather more readily than the members of the platinum group, and also melt at a lower temperature. The salts of ruthenium and rhodium correspond to the sesquioxide, M_2O_3 , whilst palladium forms two series of salts corresponding to the monoxide and dioxide, the former being the more stable. In addition, ruthenium yields salts of the acidic oxides RuO_3 and Ru_2O_7 , and also, unlike the other two, yields a tetroxide, RuO_4 .

All three metals give rise to series of ammoniacal bases, the properties and composition of which differ, however, in each case. The ruthenium bases all contain the nitroso-group, NO, in addition to ammonia; those of rhodium closely resemble the cobalt derivatives, and those of palladium correspond to two of the series yielded by platinum.

RUTHENIUM, Ru = 100.9 (H = 1).
= 101.7 (O = 16).

602 In 1828 Osann² stated that he had discovered three new metals in the platinum ores from the Ural. To one of these he gave the name of *ruthenium*, from the name of Russia, the country in which it was found. In the following year, however, he withdrew the statement of the existence of one of the metals, and the existence of the other two remained doubtful until Claus, in 1845, examined the question. This chemist

¹ *Zeit. anorg. Chem.* 1892, **2**, 235.

² *Pogg. Ann.* 1828, **14**, 329; 1845, **64**, 197.

proved the existence of a new metal in the platinum ore, and retained for it the name of ruthenium because it was found to be contained in small quantity in the substance termed ruthenium oxide by Osann, which for the most part consisted of silica, zirconia, and the oxides of titanium and iron. Claus investigated the reactions of the metal and a large number of its derivatives.¹

Ruthenium is found both in platinum ore and in osmiridium, whilst it occurs as sulphide in laurite, Ru_2S_3 .²

Of the various methods of preparing the metal, that of Deville and Debray³ is the most interesting, as these chemists obtained it on a large scale, and specially studied its physical properties. For this purpose, the alloy of osmiridium (p. 1332) containing ruthenium is fused with zinc, the regulus then treated with hydrochloric acid, and one part of the finely-divided residue mixed with three parts of barium dioxide and one part of barium nitrate, the mixture being heated for two hours to a temperature somewhat below the melting-point of silver. The cold mass is then reduced to an impalpable powder and thrown into dilute hydrochloric acid contained in a stoppered bottle. In this operation the liquid must be kept well cooled in order to prevent the escape of the vapours of poisonous osmium tetroxide, and the operation must be carried on in a good draught place. As soon as the action is over, one part of nitric acid and two parts of sulphuric acid are added to the liquid, the mixture well shaken, the barium sulphate allowed to deposit, and the clear liquid poured off. The residue is washed by decantation and the liquid distilled until three-fourths of it have passed over. The distillate is worked up for osmium, whilst the concentrated residue, mixed with from two to three parts of sal-ammoniac and a small quantity of nitric acid, is dried on the water-bath. The residue is then washed with water which is half saturated with sal-ammoniac, until the filtrate is colourless. By this treatment ammonium iridichloride, containing some ruthenium, remains behind. This is ignited, and the remaining spongy metallic mass fused for two hours in a silver basin with two parts of nitre and one part of caustic potash. The fused mass is then dissolved in water, and

¹ *Annalen*, 1845, **56**, 257; 1846, **59**, 234; *Pogg. Ann.* 1845, **64**, 622; **65**, 200; *Jahresb.* 1859, 257; 1860, 205; 1861, 320; 1863, 397.

² Wöhler, *Annalen*, 1864, **129**, 116.

³ Deville and Debray, *Compt. Rend.* 1876, **83**, 926; 1879, **89**, 587.

the characteristic orange-red solution of potassium ruthenate treated with nitric acid until the yellow colour has disappeared, when ruthenium oxide separates out, which, however, still contains silicic acid and some iridium and osmium; it is then ignited in a graphite crucible and fused in the oxy-hydrogen furnace.

Another plan for preparing chemically pure ruthenium depends upon the facts that whilst osmium tetroxide is volatilised in a stream of air, the corresponding volatile tetroxide of ruthenium is only formed by the action of chlorine in alkaline ruthenium solution. Hence the metal, as obtained by other processes, must be heated in a current of oxygen until the whole of the osmium tetroxide has been volatilised and then fused a second time with potash and saltpetre, the mass dissolved in water, saturated with chlorine, and distilled in a stream of chlorine on the water-bath, when pure ruthenium tetroxide volatilises. This is then dissolved in caustic potash or in water, reduced by alcohol, and the black precipitate converted into metal by ignition in a stream of pure hydrogen.¹

In order to obtain the metal in the crystalline state it may be fused in a carbon crucible with from five to six times its weight of tin, the alloy being treated with boiling hydrochloric acid which leaves the compound RuSn_3 undissolved; this when ignited in a carbon-boat in a current of hydrochloric acid gas leaves a residue of crystallised ruthenium.

Fused ruthenium has a specific gravity of 12.063 at 0° ; like iridium it is hard and brittle, and next to osmium is the most infusible metal of the group. It can, however, be fused in the oxy-hydrogen flame² and distilled in the electric furnace.³ With the exception of osmium, it is also the one which combines most readily with oxygen, the fused metal becoming covered with a brown film in the air, and on cooling it "spits" like silver and iridium. When heated in a current of oxygen it yields the dioxide, and at temperatures of about 1000° some tetroxide is also formed, although this substance decomposes when heated by itself at 107° .⁴ The pure metal is scarcely attacked even by aqua regia, but it combines with chlorine at a red heat.

¹ See Gutbier and Trenkner, *Zeit. anorg. Chem.* 1905, **45**, 166.

² Mylius and Dietz, *Ber.* 1898, **31**, 3187.

³ Moissan, *Compt. Rend.* 1906, **142**, 189.

⁴ Debray and Joly, *Compt. Rend.* 1888, **106**, 100.

RUTHENIUM COMPOUNDS.

RUTHENIUM AND OXYGEN.

603 Ruthenium forms the oxides Ru_2O_3 , RuO_2 and RuO_4 , and in addition salts corresponding to the acidic oxides RuO_3 and Ru_2O_7 have been prepared. Oxides of the formulæ RuO , Ru_2O_5 , and Ru_4O_9 have also been described, but, according to Gutbier and Ransohoff,¹ these do not exist.

Ruthenium Sesquioxide, Ru_2O_3 . — When finely-divided ruthenium is heated in the air it combines with 27 per cent. of its weight of oxygen, forming a blue powder which is insoluble in acids. This was regarded by Claus as the sesquioxide, but is more probably a mixture of the dioxide and metal (Gutbier and Ransohoff). The sesquioxide can be obtained, containing a trace of alkali, by heating the trihydroxide in dry carbon dioxide, and forms a black, scaly mass.

Ruthenium Trihydroxide, $\text{Ru}(\text{OH})_3$, is obtained by precipitating the corresponding chloride with an alkali. It forms a blackish-brown precipitate, which even after washing with very dilute hydrochloric acid retains a trace of alkali. It dissolves with a yellow colour in acids, but is insoluble in water and alkalis.

The chief ruthenium salts are derived from the sesquioxide, and of these only a few of the haloid compounds are well known. The chloride and its double salts dissolve in water forming reddish-yellow solutions, which deposit on standing, slowly in the cold but quickly when warmed, a black, very finely-divided precipitate of oxychloride. This reaction is so delicate that one part of the metal imparts a distinct ink-like colour to 100,000 parts of water.

Ruthenium Dioxide, RuO_2 .—This oxide is obtained by roasting the disulphide or sulphate in contact with air. It is likewise formed when the metal is fused in an oxidising atmosphere, when it burns with a sparkling smoky flame, and evolves an ozone-like smell. Hence this compound can be easily obtained from the ruthenium contained in the osmiridium alloy, which may for this purpose be heated in a porcelain tube to the melting-point of copper, in a current of pure air, from which all organic substance has previously been carefully separated. The ruthenium dioxide is carried forward by the osmium tetroxide

¹ *Zeit. anorg. Chem.* 1905, **45**, 243, where the literature is quoted.

formed at the same time, and deposited in the cold part of the tube, whilst the more volatile osmium compound is carried on still further by the current of air. Ruthenium dioxide crystallises in small very hard tetragonal pyramids, possessing a green metallic lustre, and a bluish or greenish iridescence. These have a specific gravity of 7.2, and are isomorphous with casiterite and rutile (Rammelsberg).

Ruthenium Tetrahydroxide, $\text{Ru}(\text{OH})_4 \cdot 3\text{H}_2\text{O}$, is obtained, according to Claus, by evaporating ruthenium disulphate with caustic potash, when a dark-red precipitate falls down. The product always contains alkali and has not been obtained pure. It dries to a reddish-brown mass, giving off water at 300° . When more strongly heated it deflagrates with vivid incandescence and evolution of a black soot-like smoke. It is soluble in acids and alkalis yielding yellow solutions.

Neither the oxides RuO_3 and Ru_2O_7 , nor the corresponding acids have been prepared, but salts are known corresponding to these.

Potassium Ruthenate, $\text{K}_2\text{RuO}_4 \cdot \text{H}_2\text{O}$, is obtained by igniting a mixture of ruthenium, caustic potash and potassium nitrate or carbonate, or by the action of 50 grams of the tetroxide on a solution of 70 grams of caustic potash in 500 c.c. of water at 60° ; it crystallises from water in rhombic crystals having the above composition, which have a green metallic reflex, and are red in transmitted light. They take up moisture and carbon dioxide from the air and lose all their water at 200° .

Potassium per-ruthenate, $\text{KRuO}_4 \cdot \text{H}_2\text{O}$, is prepared by the action of chlorine on a solution of the foregoing salt or by dissolving 60 grams of caustic potash in 250 c.c. of water, warming to 60° and adding 50 grams of ruthenium tetroxide previously fused under water. It forms black lustrous tetragonal octahedra. When heated in a vacuum at 400° it decomposes with formation of oxygen, ruthenium dioxide and the ruthenate, or possibly a salt of potassium with a lower oxide.¹

Ruthenium Tetroxide, RuO_4 .—This compound, as already stated, is formed in small quantity when the metal is heated at 1000° in a current of oxygen, although when heated alone it decomposes at $106\text{--}107^\circ$. It is prepared by passing chlorine into a solution of potassium nitrosochlororuthenate, or of potassium ruthenate or sodium ruthenate prepared by fusing the metal with sodium peroxide; the liquid becomes heated and

¹ Debray and Joly, *Compt. Rend.* 1888, **106**, 1494; 1891, **113**, 694.

the tetroxide distils over and is deposited in the receiver. It is best purified by distillation through anhydrous calcium chloride in a vacuum, the apparatus employed being carefully freed from organic matter. It melts at 25.5° , the liquid readily remaining superfused, and solidifying to a vitreous mass. When heated it does not boil at 106° and decomposes at $106-107^{\circ}$ with a smoky flame but no explosion, the crystalline dioxide being formed. It may, however, be volatilised under reduced pressure, having a vapour pressure of 20 mm. at 42° and of 183 mm. at 100.8° .

The moist oxide quickly decomposes; in the dry state it is fairly stable, but decomposes in sunlight with formation of lower oxides. It dissolves slowly in water, and the solution when it contains free chlorine or hypochlorous acid may be kept without alteration for some days if light be excluded, but when pure slowly deposits a black precipitate. The vapour has a yellow colour and an irritating odour resembling that of ozone or nitrous fumes. According to Gutbier and Ransohoff, it does not attack the mucous membrane, but cannot long be endured and may produce severe symptoms of poisoning; it blackens organic matter rapidly, and is immediately reduced by alcoholic potash with separation of finely-divided metallic ruthenium.¹ Serious explosions may occur if the solid tetroxide be treated with alcohol.

RUTHENIUM AND THE HALOGENS, SULPHUR AND NITROGEN.

604 Only the trihalogen derivatives of ruthenium have been prepared in the pure state, but it is probable that dihalogen compounds are also formed, and numerous complex substances derived from the tetrahalogen series are known. When chlorine is passed over the metal, combination occurs slowly, but the resulting mass appears to be a mixture.

Ruthenium Dichloride, RuCl_2 , has not been isolated, but is probably present in the blue liquid obtained by the action of sulphuretted hydrogen on a solution of the trichloride.

Ruthenium Trichloride, RuCl_3 , is said to be formed when the finely-divided metal is heated in a mixture of chlorine and carbonic oxide at $360-440^{\circ}$ (Joly). It is best prepared by

¹ Debray and Joly, *Compt. Rend.* 1888, **106**, 328; Joly, *Compt. Rend.* 1891, **113**, 693.

evaporating the tetroxide with hydrochloric acid, chlorine being evolved. It then forms a lustrous mass which dissolves readily in water forming orange-yellow coloured solutions. The aqueous solution decomposes when gently warmed, an intensely black precipitate being produced (p. 1293).¹

Double salts of the trichloride with alkali chlorides, R_2RuCl_5 , known as *rutheniochlorides* or *chlororuthenites*, can easily be obtained,² the caesium and rubidium compounds being the most characteristic and forming dark coloured crystals containing $1H_2O$. According to Howe³ an isomeric series of chlorides also exists which he terms the *aquochlororuthenates*. These salts are obtained by boiling the solutions of the rutheniochlorides with alcohol. *Potassium aquochlororuthenate*, $K_2Ru(OH_2)Cl_5$, crystallises in rose-red octahedra. Its solution is at once darkened by chlorine.

The trichloride unites with ammonia to form a compound, $2RuCl_3 \cdot 7NH_3$, which forms a deep-red solution in water (Joly).

Ruthenium Tetrachloride, $RuCl_4$, is probably formed when the tetrahydroxide is dissolved in hydrochloric acid, but has not been obtained pure. Its compounds with the alkali chlorides, and hydrochlorides of organic bases,⁴ R_2RuCl_6 , known as *ruthenichlorides* or *chlororuthenates*, can readily be obtained.

Potassium Ruthenichloride, K_2RuCl_6 , is prepared by fusing ruthenium with potash and potassium chlorate, dissolving in cold water and adding dilute hydrochloric acid. It forms minute reddish-brown crystals and is sparingly soluble in cold water.⁵ The salt formed by the action of chlorine on potassium aquochlororuthenate appears to be isomeric with this (Howe).

Ruthenium Oxychloride, RuO_2Cl_2 , is not known, but double alkali salts, such as $RuO_2Cl_2 \cdot 2CsCl$, have been prepared by the action of hydrochloric acid on the tetroxide in presence of an alkali chloride (Howe).

Ruthenium also forms a tribromide and a tri-iodide, and yields series of rutheniobromides and ruthenibromides which closely resemble the chlorine derivatives.⁶

¹ Gutbier and Trenkner, *Zeit. anorg. Chem.* 1905, **45**, 166.

² See Miolati and Tagiuri, *Gazzetta*, 1900, **30**, ii. 511.

³ *J. Amer. Chem. Soc.* 1901, **23**, 775; 1904, **26**, 543.

⁴ Gutbier and Zwicker, *Ber.* 1907, **40**, 690.

⁵ Antony and Lucchesi, *Gazzetta*, 1899, **29**, ii. 82.

⁶ Gutbier and Trenkner, *Zeit. anorg. Chem.* 1905, **45**, 178; Howe, *J. Amer. Chem. Soc.* 1904, **26**, 942.

A ruthenium trichloride and tetrachloride and double salts of these with alkali chlorides were described by Claus, but later investigation¹ has shown that these all contain nitrogen, and are in reality nitroso-derivatives.

Ruthenium Sulphide, Ru_2S_3 .—This compound occurs as the mineral laurite which is found with platinum ore in Borneo and Oregon, and usually contains a small percentage of osmium. It crystallises in small octahedra, usually showing also cube faces. Sulphuretted hydrogen gives a precipitate with solutions of ruthenium salts, which consists of a varying mixture of sulphides and oxysulphides of ruthenium with free sulphur.

According to Antony and Lucchesi² the precipitate produced in a solution of potassium ruthenichloride, K_2RuCl_6 , at 0° is a mixture of the *trisulphide*, RuS_3 , and sulphur, whilst at 80° the *disulphide*, RuS_2 , is formed. These sulphides become incandescent or explode when gently heated in air.

Ruthenium Sesquisulphite, $\text{Ru}_2(\text{SO}_3)_3$.—When sulphur dioxide is slowly passed into a solution of ruthenic sulphate, $\text{Ru}(\text{SO}_4)_2$, the colour changes from bright-red through green to blue. Alcohol added to this blue solution produces a blue precipitate of the colloidal sulphite which may be dried at 80° . It dissolves in water and is precipitated by salts.³

Ruthenium Dithionate, RuS_2O_6 , is obtained by the continued action of sulphur dioxide on a solution of ruthenic sulphate and forms a yellow crystalline fibrous mass which is readily soluble in water.⁴

Ruthenic Sulphate, $\text{Ru}(\text{SO}_4)_2$, is obtained by dissolving the precipitated sulphides in nitric acid or the tetrahydroxide in sulphuric acid; the reddish-yellow solution leaves on evaporation a yellowish-brown amorphous mass which yields a deliquescent powder closely resembling mosaic gold.

Ruthenium and Nitrogen.—When brown ruthenium sesquioxide is dissolved in nitric acid it forms a red nitrate; the latter on boiling with successive quantities of hydrochloric acid and evaporation at 120° yields a red crystalline mass of *ruthenium nitrosochloride*, $\text{RuCl}_3\text{NO}\cdot\text{H}_2\text{O}$; on recrystallisation from hot water this forms dichroic triclinic prisms having the

¹ Joly, *Compt. Rend.* 1888, **107**, 994; Howe, *Amer. Chem. J.* 1894, **16**, 388.

² *Gazzetta*, 1900, **30**, ii. 539.

³ Antony and Lucchesi, *Gazzetta*, 1900, **30**, ii. 71.

⁴ Antony and Lucchesi, *Gazzetta*, 1898, **28**, ii. 139.

composition $\text{RuCl}_3\text{NO}\cdot 5\text{H}_2\text{O}$, which rapidly effloresce in dry air. It may also be prepared by the action of aqua regia on the tetroxide.¹ This substance combines with alkali chlorides forming double salts, which are identical with the substances formerly supposed to be double salts of ruthenium trichloride and the alkali chlorides.² The potassium salt has the composition $\text{K}_2[\text{RuCl}_5(\text{NO})]$, and forms a violet-brown iridescent powder consisting of orange-red microscopic cubes. In aqueous solution it yields the ions K , K and $[\text{RuCl}_5(\text{NO})]$ and is dissociated to about the same extent as potassium platinumchloride.³

The complex nitroso-derivatives have been investigated by Brizard.⁴

AMMONIACAL DERIVATIVES OF RUTHENIUM.

605 Like most of the other members of this group, ruthenium forms a number of derivatives, the basic radical of which contains both ruthenium and ammonia. These were first examined by Claus, who described a series of salts derived from the hydroxide $\text{Ru}(\text{NH}_3)_4(\text{OH})_2$, and also obtained a hydroxide to which he assigned the composition $\text{Ru}(\text{NH}_3)_2(\text{OH})_2$. According to Joly,⁵ however, the salts containing four molecules of ammonia also contain the nitroso-group, and have the general formula $\text{Ru}(\text{NH}_3)_4(\text{NO})(\text{OH})\text{X}_2$, where X is a halogen or monovalent acid radical, whilst the hydroxide containing two molecules of ammonia has the composition $\text{Ru}(\text{NH}_3)_2\text{NO}(\text{OH})_2\cdot\text{H}_2\text{O}$. The salts of the first-named series are well crystallised substances which usually have a golden-yellow colour, but no crystalline salts have been prepared from the second hydroxide. This view has been confirmed by Werner,⁶ who regards these compounds as *hydroxynitrosotetrammineruthenium salts*, $[\text{Ru}(\text{OH})(\text{NO})(\text{NH}_3)_4]\text{X}_2$, derived from tetravalent ruthenium, and has prepared series of salts in which the hydroxyl group of the complex radical is replaced by chlorine, bromine or water, the formula of this last series being $[\text{Ru}(\text{H}_2\text{O})(\text{NO})(\text{NH}_3)_4]\text{X}_3$.

¹ Howe, *J. Amer. Chem. Soc.* 1894, **16**, 388.

² Joly, *Compt. Rend.* 1888, **107**, 994; 1889, **108**, 1300.

³ Lind, *J. Amer. Chem. Soc.* 1903, **25**, 928.

⁴ *Compt. Rend.* 1899, **129**, 216; *Ann. Chim. Phys.* 1900 [7], **21**, 311.

⁵ *Compt. Rend.* 1889, **108**, 1300; 1890, **111**, 969; 1893, **115**, 1299; Howe, *J. Amer. Chem. Soc.* 1894, **16**, 388.

⁶ *Ber.* 1907, **40**, 2614.

RUTHENIUM AND CARBON AND SILICON.

606 *Rutheniocyanides*.—These compounds correspond to the ferrocyanides; the *potassium* salt, $K_4[RuCy_6] \cdot 3H_2O$, is obtained by heating potassium ruthenio-nitrosochloride with potassium cyanide, and forms colourless crystals isomorphous with those of potassium ferrocyanide. Its solution is turned a dark-violet colour by ferric salts, and yields a pale-green precipitate changing to violet with ferrous salts, whilst the salts of mercury, lead, and zinc yield white precipitates.¹ The free *rutheniocyanic acid*, H_4RuCy_6 , is prepared from the potassium salt by adding hydrochloric acid and extracting with ether, and crystallises in pearly laminae readily soluble in water and alcohol. The solution has an acid reaction and an astringent taste, and on exposure to air assumes a blue colour (Claus).

Ruthenium Silicide, $RuSi$, is formed in small white crystals when the elements are heated together in the electric furnace. It has the specific gravity 5.40 and is very hard. It is not attacked by boiling acids, but is decomposed by the halogens, burns when strongly heated in oxygen and yields a per-ruthenate when fused with potassium hydrogen sulphate and potassium nitrate.²

DETECTION AND ESTIMATION OF RUTHENIUM.

607 The ruthenic salts give a dark-red precipitate with concentrated solutions of potassium chloride and ammonium chloride, and on boiling with water the characteristic ruthenium oxychloride is formed. Ruthenium solutions are first coloured blue by sulphuretted hydrogen, and afterwards the brown sulphide is formed, which is almost insoluble in ammonium sulphide. The production of the volatile tetroxide is also a characteristic reaction.

Ruthenium, like the other members of this group, is estimated quantitatively as the metal.

Atomic Weight of Ruthenium.—Claus³ obtained the number 103.0, but the later investigations of Joly⁴ with carefully

¹ See Howe, *J. Amer. Chem. Soc.* 1896, **18**, 981; Howe and Campbell, *J. Amer. Chem. Soc.* 1898, **20**, 29.

² Moissan and Manchot, *Compt. Rend.* 1903, **137**, 229.

³ *Petersb. Akad. Bull.* **3**, 353.

⁴ Joly, *Compt. Rend.* 1889, **108**, 946.

purified material have shown that this figure is too high. The latter chemist determined the atomic weight (1) by reducing the dioxide in hydrogen; (2) by the reduction of the nitrosochloride in hydrogen; and (3) by the reduction of ammonium nitrosochlororuthenate, the numbers obtained being respectively 100·91, 100·99, and 100·89, and the atomic weight is therefore at present (1907) taken as 100·9 (H = 1), 101·7 (O = 16).

RHODIUM. Rh = 102·2 (H = 1).
= 103 (O = 16).

608 When Wollaston¹ in 1804 first acknowledged that he was the discoverer of palladium (p. 1308), he likewise intimated that he had found another new metal in platinum ore, to which he gave the name of rhodium, because the solutions of this salt possess a rose-red colour (*ρόδον*, a rose). After Wollaston's time the metal and its compounds were investigated by Berzelius and Claus. In addition to its occurrence in platinum ore, rhodium has been found, according to Del Rio, alloyed with gold as rhodium-gold.

In order to prepare rhodium from the mixed platinum metals, the solution is employed from which ammonium platinichloride has been precipitated. The metals still in solution are then precipitated by metallic iron, and, according to the process of Deville and Debray, the metallic precipitate is fused with one part of lead and two parts of litharge. A regulus is thus obtained, from which the lead, copper, and palladium may be dissolved out by the action of dilute nitric acid. The insoluble metallic powder is then well mixed with five parts of barium dioxide and heated to redness for two hours, the solid mass being lixiviated with water, and the residue boiled with aqua regia in order to volatilise the osmium tetroxide, this latter being condensed. The excess of barium is precipitated from the solution by sulphuric acid, the filtrate evaporated at 100° with an excess of sal-ammoniac, and the residue washed with sal-ammoniac solution as long as the wash-water has a rose-red colour. The filtrate is then evaporated with an excess of nitric acid in order to decompose the sal-ammoniac, and the residual mass heated to redness with from three to four parts of sulphur. It is then rapidly boiled out with aqua regia and

¹ *Phil. Trans.* 1804, 419.

sulphuric acid, and by this treatment nearly pure rhodium remains behind. In order further to purify this, it is fused with from three to four parts of zinc, and the alloy treated with strong hydrochloric acid, when the compound RhZn_2 remains behind. This is dissolved in aqua regia and evaporated with an excess of ammonia. Rhodammonium chloride, $\text{Rh}(\text{NH}_3)_5\text{Cl}_3$, separates out, and this is then purified from traces of iridium by recrystallisation, and ignited in a carbon crucible with some sulphur, and, lastly, in order to remove from it the last traces of silicon and osmium, fused in the oxy-hydrogen furnace.

Another method of preparing the pure metal is that described by Bunsen,¹ for the particulars of which his memoir on the subject must be consulted. He obtained from one kilogram of the platinum residues from the St. Petersburg mint 33.2 grams of pure rhodium sodium sulphate, $\text{Na}_3\text{Rh}(\text{SO}_4)_3$.

Commercial rhodium frequently contains iridium. If, however, the metals are converted into the chloropentammine chlorides, the rhodium salt may be obtained quite free from iridium by treating the mixture with nitric acid, filtering off the chloropentamminerhodium nitrate which crystallises out, and reconverting this into the chloride, which then yields rhodium quite free from iridium.²

Rhodium can also be obtained free from iridium, when the latter is present as an iridic salt such as $\text{Ir}(\text{SO}_4)_2$, by precipitating the mixed salts with caustic potash, dissolving the hydroxides in dilute sulphuric acid and adding caesium sulphate. The sparingly soluble rhodium caesium-alum separates in the cold, and can readily be purified by recrystallisation and then decomposed electrolytically.³

Properties.—Rhodium possesses the colour and lustre of aluminium and has a specific gravity of 12.1. It fuses with greater difficulty than platinum, and spits on cooling, the surface becoming coloured blue from oxidation; it can be distilled in the electric furnace.⁴ When a solution of one of its salts is heated with sodium formate, the metal is precipitated in the form of a fine black powder, possessing the property of decomposing formic acid, CH_2O_2 , with evolution of heat, into hydrogen

¹ *Phil. Mag.* 1868 [4], **36**, 253.

² Jørgensen, *Zeit. anorg. Chem.* 1903, **34**, 82; see also Mylius and Dietz, *Ber.* 1898, **31**, 3187; Leidié, *Compt. Rend.* 1900, **131**, 888; Leidié and Quennessen, *Bull. Soc. Chim.* 1901 [3], **25**, 840.

³ Piccini and Marino, *Zeit. anorg. Chem.* 1901, **27**, 62.

⁴ Moissan, *Compt. Rend.* 1906, **142**, 189.

and carbon dioxide. After a time the action becomes weaker, but the powder then simply requires to be washed with water and dried in the air to be again rendered active. At a somewhat higher temperature, and in presence of caustic potash, it also decomposes alcohol, C_2H_6O , with evolution of hydrogen and formation of potassium acetate, $C_2H_3O_2K$, and does not lose this power at a temperature at which glass begins to soften (Deville and Debray). An unstable, colloidal solution of rhodium can be obtained by reducing the pure chloride with hydrazine hydrate. In presence of gum arabic the solution can be evaporated over sulphuric acid and yields a dark-brown residue which contains 99.4 per cent. of rhodium and is almost completely soluble in warm water.¹ Pure rhodium, as well as that which contains gold and platinum, is almost insoluble in acids. If, however, it be alloyed with bismuth, zinc, lead, or copper, it dissolves in aqua regia. Alloys of much platinum and little rhodium also dissolve in aqua regia, but if the rhodium be present in larger quantity much remains undissolved. Rhodium can, however, be brought into solution by repeated ignition with fused potassium hydrogen sulphate, as well as with phosphoric acid or acid phosphates. Of all the platinum metals rhodium is the most easily attacked by chlorine. Rhodium combines with tin, yielding the alloy $RhSn_3$, which forms small brilliant crystals.² It also forms a bismuth compound, $RhBi_4$, which crystallises in needles and is completely soluble in aqua regia;³ it appears to form a compound with gold, but not with silver.

Finely-divided rhodium absorbs very little hydrogen, but acts as a catalyst in bringing about the union of hydrogen and oxygen in a similar manner to platinum black.⁴

Crucibles and other forms of chemical apparatus are now made of malleable rhodium, and it is essential to use the perfectly pure metal for their preparation (Matthey).

¹ Gutbier and Hofmeier, *J. pr. Chem.* 1905 [2], 71, 452.

² Debray, *Compt. Rend.* 1887, 104, 1470.

³ Rössler, *Chem. Zeit.* 1900, 24, 733.

⁴ Quennessen, *Compt. Rend.* 1904, 139, 795; *Bull. Soc. Chim.* 1905 [3], 33, 191.

RHODIUM COMPOUNDS.

RHODIUM AND OXYGEN.

609 Rhodium forms three oxides, having the formulæ RhO , Rh_2O_3 , and RhO_2 .

Rhodium Monoxide, RhO , is obtained by heating the trihydroxide, $\text{Rh}(\text{OH})_3$, by the cupellation of an alloy of rhodium and lead, or by igniting the finely-divided metal in a current of air. It is a grey powder with metallic appearance, which is not attacked by acids, and when heated in hydrogen is reduced with evolution of light.

Rhodium Sesquioxide, Rh_2O_3 , is obtained as a grey iridescent spongy mass by heating the nitrate. It is also formed as a crystalline mass when sodium rhodochloride is heated in oxygen. It is perfectly insoluble in acids.

Rhodium Trihydroxide, $\text{Rh}(\text{OH})_3$, is a black gelatinous precipitate, obtained by heating a solution of sodium rhodochloride with excess of caustic potash. On drying it forms a heavy dark-brown mass having a conchoidal fracture and a metallic lustre. It is scarcely attacked by acids, hydrochloric acid dissolving it but very slightly.

If a solution of the sodium double chloride be treated in the cold with potash not in excess, it becomes opaque and on long standing deposits thin lemon-yellow crystals of the hydrate $\text{Rh}(\text{OH})_3 \cdot \text{H}_2\text{O}$ which dissolve readily in acids, and, when moist, in caustic potash. When chlorine is passed into the solution of the yellow hydroxide in caustic potash, a blue coloration is produced,¹ which is probably due to the formation of a per-rhodate, Na_2RhO_4 .

The rhodium salts are derived from the sesquioxide. They possess either a dark-red or a yellow colour and have a bitter but not astringent taste.

Rhodium Dioxide, RhO_2 , is obtained by repeated fusion of the metal with caustic potash and saltpetre. The sesquioxide is first formed, and this undergoes further oxidation. It closely resembles the sesquioxide; it is attacked neither by alkalis nor by acids, and is reduced by hydrogen only at a high temperature.

Rhodium Tetrahydroxide, $\text{Rh}(\text{OH})_4$.—When chlorine is passed into the alkaline solution of the sesquihydroxide for a long

¹ See Alvarez, *Compt. Rend.* 1905, **140**, 1341.

time and caustic potash occasionally added, this compound separates out as a green powder, the liquid becoming coloured blue or violet. The green powder dissolves in hydrochloric acid, yielding a blue solution, and this colour gradually changes to dark-red, chlorine being evolved. The violet-blue solution probably contains the potassium salt of a rhodous acid, which latter separates out after some time as a blue powder, gas being simultaneously evolved. On drying, it is converted into the tetrahydroxide.

Insoluble crystalline salts of the composition $K_2O, 6RhO_2$, $Na_2O, 8RhO_2$ and $BaO, 12RhO_2$ are obtained when the corresponding double nitrites are heated in vacuo and the products treated with water. These substances may be regarded as *rhodites*, analogous to the manganites, cobaltites and chromites.¹

RHODIUM SALTS.

610 *Rhodium Trichloride*, $RhCl_3$, is obtained by the continued ignition of the finely-divided metal in chlorine, and also by heating one of the alkali double salts with sulphuric acid, and pouring the cooled mixture into water; a rose-red powder of insoluble rhodium chloride remains behind. It may be conveniently prepared from the crude double chloride, $RhCl_3, 3NaCl$, obtained by the action of chlorine on the metal in presence of sodium chloride, by dissolving it in water, precipitating the sodium chloride by hydrochloric acid, evaporating and heating the residue in a current of chlorine or hydrochloric acid. It then forms a brown powder, insoluble in water or acids, but soluble in alkalis and in potassium cyanide.² It is also obtained as a brick-red powder by heating the rhodium tin alloy, $RhSn_3$, in chlorine at 440° , the tin volatilising as stannic chloride. When the yellow hydroxide is dissolved in hydrochloric acid, a yellow solution is obtained possessing an astringent taste, which on concentration becomes rose-red, and then possesses the peculiar bitter taste characteristic of all rhodium salts. When this solution is evaporated, a dark-red amorphous mass of the hydrated chloride is obtained which is deliquescent, and on further heating yields the insoluble anhydrous chloride.

The trichloride yields a large number of well-crystallised *rhod-*

¹ Leidié, *Compt. Rend.* 1899, **129**, 1249.

² Joly and Leidié, *Compt. Rend.* 1898, **27**, 103.

chlorides or *chlororhodites*. The *sodium* salt, $\text{Na}_3\text{RhCl}_6 \cdot 9\text{H}_2\text{O}$, crystallises in deep cherry-red triclinic prisms, which are very soluble in water, and effloresce in the air to a peach-blossom coloured powder. The *ammonium* salt, $2(\text{NH}_4)_3\text{RhCl}_6 \cdot 3\text{H}_2\text{O}$, forms four-sided rhombic prisms.

The dark salt formed with potassium chloride has the formula $2\text{KCl} \cdot \text{RhCl}_3$ or K_2RhCl_6 . It crystallises in dark-red acicular prisms which contain $1\text{H}_2\text{O}$, according to Berzelius, but according to Leidié are anhydrous. Another hydrate, $\text{K}_2\text{RhCl}_6 \cdot 3\text{H}_2\text{O}$, crystallising in dark-red prisms has also been described by Claus.

Rhodium Monosulphide, RhS .—When rhodium is heated in sulphur vapour it takes fire with formation of the sulphide, which is also produced when sulphuretted hydrogen is passed through a solution of a rhodium salt, and the washed precipitate dried by ignition in a current of carbon dioxide. Thus obtained, it forms a bluish-white fused mass having a metallic lustre, and, when heated in the air, leaves a residue of spongy rhodium.

Rhodium Sesquisulphide, Rh_2S_3 , is obtained in the pure state by heating the trichloride in sulphuretted hydrogen at 360° , and forms blackish crystalline plates. The *hydrosulphide*, $\text{Rh}(\text{SH})_3$, is precipitated when sulphuretted hydrogen in large excess is passed into a solution of a rhodium salt at 100° , and forms a brownish-black precipitate which is insoluble in ammonium sulphide.¹

Rhodium Sulphite, $\text{Rh}_2(\text{SO}_3)_3 \cdot 6\text{H}_2\text{O}$, is obtained by dissolving the yellow hydroxide in sulphurous acid and evaporating. It is a pale-yellow indistinctly crystalline mass, and forms crystalline double salts.

Rhodium Sulphate, $\text{Rh}_2(\text{SO}_4)_3 \cdot 12\text{H}_2\text{O}$, is obtained by dissolving the yellow hydroxide in sulphuric acid, evaporating, and washing away the excess of acid by alcohol. It is a yellow crystalline mass which possesses a sour astringent taste. The anhydrous salt is a brick-red non-hygroscopic powder (Leidié). According to Claus it forms crystalline double salts with the alkali sulphates, but Leidié was unable to confirm this statement.

A series of *rhodium-alums* of the alkali metals, ammonium and thallium has been prepared by dissolving the yellow hydroxide in excess of dilute sulphuric acid and adding two-thirds of the calculated amount of the alkali sulphate.²

¹ Leidié, *Compt. Rend.* 1888, **106**, 1533.

² Piccini and Marino, *Zeit. anorg. Chem.* 1901, **27**, 62.

Rhodium cesium-alum, $\text{Cs}_2\text{SO}_4 \cdot \text{Rh}_2(\text{SO}_4)_3 \cdot 24\text{H}_2\text{O}$, forms yellow octahedra, melts at $110\text{--}111^\circ$ and is sparingly soluble in cold water. The potassium compound, on the other hand, is extremely soluble in water, the rubidium and ammonium salts being intermediate in solubility.

Rhodium Nitrite, $\text{Rh}(\text{NO}_2)_2$, has not been isolated, but forms characteristic double salts. *Sodium rhodium nitrite*, $3\text{NaNO}_2 \cdot \text{Rh}(\text{NO}_2)_2$, separates in bulky white crystals, which act on polarised light. The *potassium* salt also forms white microscopic crystals when pure,¹ but is usually obtained as a heavy orange-coloured crystalline powder, which dissolves readily in hydrochloric acid.

Rhodium Nitrate, $\text{Rh}(\text{NO}_3)_3$, does not crystallise but forms a dark-yellow hygroscopic gummy mass.

Potassium Rhodicyanide, $\text{K}_3[\text{RhCy}_6]$, is obtained in a similar way to the corresponding iridium salt (see p. 1339), which it closely resembles, but may be distinguished from it inasmuch as acetic acid produces a pale crimson-red precipitate of rhodium cyanide, RhCy_3 , which dissolves in the cyanides of the alkali-metals, forming the rhodicyanides (Martius). It may also be prepared by dissolving the yellow hydroxide in caustic potash, diluting and adding the solution to an excess of hydrocyanic acid.²

AMMONIACAL DERIVATIVES OF RHODIUM.

611 The ammoniacal rhodium bases and salts closely resemble the corresponding cobalt compounds. The three chief series have the following general formulæ :

Hexammine Salts (Luteo-salts) $[\text{Rh}(\text{NH}_3)_6]\text{X}'_3$

Aquopentammine Salts (Roseo-salts) $[\text{Rh}(\text{H}_2\text{O})(\text{NH}_3)_5]\text{X}'_3$

Pentammine Salts (Purpureo-salts) $[\text{RhX}'(\text{NH}_3)_5]\text{X}'_2$

in which X' is a monovalent negative radical.

Hexammine-Rhodium Trichloride (*Luteorhodium Chloride*), $[\text{Rh}(\text{NH}_3)_6]\text{Cl}_3$, is obtained in colourless lustrous crystals by heating the salt next described with ammonia.

Chloropentammine-Rhodium Dichloride (*Chloropurpureorhodium Chloride*), $[\text{RhCl}(\text{NH}_3)_5]\text{Cl}_2$, is prepared by dissolving the alloy of rhodium and zinc in aqua regia and adding ammonia. It forms small yellowish lustrous rhombic crystals.

¹ Leidié, *Compt. Rend.* 1890, 111, 106.

² Leidié, *Compt. Rend.* 1900, 130, 87.

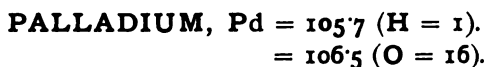
Aquopentammine-Rhodium Chloride (Roseorhodium Chloride), $[\text{Rh}(\text{H}_2\text{O})(\text{NH}_3)_5]\text{Cl}_3 \cdot \text{H}_2\text{O}$, is obtained by digesting the foregoing compound with silver oxide for several days and dissolving the resulting base in hydrochloric acid.

DETECTION AND ESTIMATION OF RHODIUM.

612 Solutions of this metal are precipitated by sulphuretted hydrogen slowly in the cold, but more quickly when warmed. The brown sulphide is insoluble in ammonium sulphide. When a rhodium compound is heated in hydrogen the metal is obtained; this is insoluble in aqua regia, but can be obtained in solution when it is fused with acid potassium sulphate. The fused mass on treatment with water yields a red solution, from which the metal is precipitated as a black powder on addition of caustic potash and alcohol. It is also precipitated from acid solution by zinc and other metals.

Rhodium is estimated quantitatively as the metal.

Atomic Weight of Rhodium.—The earlier determinations of the atomic weight by Berzelius and Claus gave the number 103·2, but later determinations have shown that this number is too high. Jörgensen,¹ from the analysis of chloropentammine-rhodium dichloride and of the analogous dibromide, obtained the number 102·3, and Seubert and Kobbe,² by the same method, the number 102·2 (H = 1), 103 (O = 16), which is now (1907) adopted.



613 In April, 1803, a printed notice³ came into the hands of Chenevix, to the effect that a new metal, called Palladium, was

¹ *J. pr. Chem.* 1883 [2], 27, 486.

² *Annalen*, 1891, 260, 314.

³ "Palladium, or new silver, has these properties amongst others that show it to be a new noble metal:—1. It dissolves in pure spirit of nitre, and makes a dark-red solution. 2. Green vitriol throws it down in the state of a regulus from this solution, as it always does gold from aqua regia. 3. If you evaporate the solution you get a red calx that dissolves in spirit of salt or other acids. 4. It is thrown down by quicksilver, and by all the metals but gold, platinum, and silver. 5. Its specific gravity by hammering was only 11·3; but by flattening as much as 11·8. 6. In a common fire the face of it tarnishes a little and turns blue, but comes bright again, like other noble metals, on being stronger heated. 7. The greatest heat of a blacksmith's fire would hardly melt it. 8. But, if you touch it while hot with a small bit of sulphur, it runs as easily as zinc."

to be sold at Forster's, of Gerrard Street, Soho. Chenevix,¹ believing that this was simply a fraud, bought the whole stock and after investigating the question he came to the conclusion that the substance was not a new metal, but that it was a platinum amalgam of peculiar properties. Soon after the communication of Chenevix's paper to the Royal Society (May 13, 1803), an advertisement appeared in which a handsome reward was offered to any one who should prepare even a grain of this substance, either according to Chenevix's plan, or by any other method. No one succeeded in obtaining the reward, although several German chemists endeavoured to prepare the new substance. In 1804 Wollaston² declared that he was the discoverer of palladium, having taken this name from that of a new planet Pallas, discovered by Olbers in 1802. At the same time he described the process which he adopted in order to obtain the new metal from platinum ore.

Palladium occurs in a tolerably pure state with Brazilian platinum ore, as well as together with gold, at Tilkerode, in the Harz. It is also contained in most platinum ores, and is found in many places in South America alloyed with gold.

Numerous methods of separating palladium from the other platinum metals have been described. Among these may be mentioned the precipitation of the dicyanide by the addition of mercuric cyanide to a neutral solution of a palladium salt, and the treatment of the dichloride solution with potassium iodide, or freshly precipitated silver iodide,³ which yields palladious iodide as a black insoluble precipitate. The cyanide is converted into the metal by ignition, and the iodide by heating in a current of hydrogen. Bunsen⁴ by the iodide method prepared pure palladium from the platinum residues of the St. Petersburg mint, which consisted of a mixture of all the platinum metals. Other methods of working up the platinum metals on the large scale have been given by Philipp,⁵ Guyard,⁶ and Leidié.⁷ From the palladium-gold alloy it may be obtained by fusing the latter with silver, and treating the granulated metal with moderately dilute nitric acid, which dissolves the silver and palladium, but leaves the gold un-

¹ *Phil. Trans.* 1803, 290.

² *Phil. Trans.* 1804, 428; 1805, 316.

³ Orloff, *Chem. Zeit.* 1906, 30, 714.

⁴ *Phil. Mag.* 1868 [4], 36, 253.

⁵ *Dingl. Polyt. Journ.* 1876, 220, 95.

⁶ *Compt. Rend.* 1863, 56, 1177.

⁷ *Compt. Rend.* 1900, 131, 888.

attacked. The silver is precipitated with sodium chloride, and the palladium from the filtrate by metallic zinc.¹

To prepare pure palladium from the commercial metal, it is dissolved in aqua regia, and precipitated as the double ammonium chloride together with platinum and other metals. The precipitate is treated with excess of ammonia, when the palladium salt dissolves, and on treatment with hydrochloric acid yields, after a time, a precipitate of yellow palladium ammonium chloride. This sometimes contains rhodammonium chloride, which is separated by retreatment with ammonia and again treating with hydrochloric acid. The washed precipitate yields spongy palladium on ignition.

Palladium has a colour closely resembling that of silver and platinum, a specific gravity of 11·4 at 22·5° (Deville and Debray), 11·9 (Mylius and Dietz)² and melts at about 1541°, having the lowest melting point of all the platinum metals. At the melting-point of iridium it boils violently, undergoing partial oxidation and emitting green vapours, which condense to a brown sublimate consisting of a mixture of oxide and metal.³

Palladium is dimorphous. The native metal occurs in the Brazils in the form of sand or rounded grains, amongst which small regular octahedra are sometimes found. Native palladium usually contains small quantities of both platinum and iridium, and has a specific gravity varying from 11·3 to 11·8. The palladium found in the Harz occurs in small hexagonal tablets, together with gold and lead selenide, and hence this latter body was first considered to be palladium selenide. Owing to the difference of crystalline form this variety has been termed by Dana⁴ *Allopalladium*.

When palladium is heated to dark redness it assumes a violet or blue colour, but at higher temperatures it regains its metallic lustre, and this remains even when the metal is quickly cooled by plunging into water. When heated in a current of oxygen till the weight is constant it forms the monoxide PdO.⁵ Palladium dissolves readily in hot nitric acid, especially when this contains nitrous acid, or when the metal is alloyed with either copper or silver. Spongy palladium also dissolves in

¹ Cock, *Phil. Mag.* 1843, [3], 23, 16.

² Ber. 1898, 31, 3187.

³ See also Moissan, *Compt. Rend.* 1906, 142, 189.

⁴ *Mineralogy*, 5 ed. p. 12.

⁵ Wilm, Ber. 1892, 25, 220; Wöhler, *Zeit. Elektrochem.* 1905, 11, 836.

hydrochloric acid in contact with the air, and the compact metal likewise dissolves in this acid if chlorine be passed into the liquid, and is attacked by boiling concentrated sulphuric acid, and by fused potassium bisulphate. Palladium readily absorbs hydrogen (p. 1312) and carbon monoxide¹ and acts as a catalyst in many reactions.² When warm palladium foil is brought into an electrolytic mixture of hydrogen and oxygen, or other explosive gaseous mixture, combination takes place without explosion (Coquillon),³ and when the metal is brought into the flame of alcohol or coal-gas it becomes covered with a thick film of soot. When palladium sponge is placed in a current of ethylene this gas is decomposed with separation of carbon, and this occurs at a temperature at which the gas alone does not undergo any alteration.⁴ A colloidal solution of palladium can be prepared by the electrical method,⁵ by the action of formaldehyde, hydrazine hydrate,⁶ or carbon monoxide⁷ on palladious chloride, and by the action of hydrazine hydrate or gaseous hydrogen on a palladium salt in presence of sodium protalbate.⁸ This last preparation can be obtained by evaporation as a solid hydrosol, which absorbs hydrogen and readily dissolves in water. Colloidal palladium decomposes hydrogen peroxide and brings about the reduction of nitrobenzene to aniline by gaseous hydrogen.⁹

Palladium has not been employed very largely in the arts. For certain special purposes, however, it is useful; thus on account of its unalterability in the air, and owing to its bright silver-white colour, it has been employed for the preparation of graduated surfaces for astronomical instruments. It is likewise used for coating silver goods, as palladium does not lose its fine white colour on exposure to sulphuretted hydrogen, and hence it has also been much employed by dentists as a substitute for gold.

It forms alloys with silver and copper.¹⁰

¹ Harbeck and Lunge, *Zeit. anorg. Chem.* 1898, **16**, 50.

² Lunge and Akunoff, *Zeit. anorg. Chem.* 1900, **24**, 191; Zelinsky, *Ber.* 1898, **31**, 3203.

³ *Compt. Rend.* 1876, **83**, 709.

⁴ Wöhler, *Annalen*, 1876, **184**, 128.

⁵ Bredig and Fortner, *Ber.* 1904, **37**, 798.

⁶ Gutbier, *Zeit. anorg. Chem.* 1902, **32**, 347; Gutbier and Hofmeier, *J. pr. Chem.* 1905 [2], **71**, 358.

⁷ Donau, *Monatsh.* 1906, **27**, 71.

⁸ Paal and Amberger, *Ber.* 1904, **37**, 124; 1905, **38**, 1398.

⁹ Paal and Amberger, *Ber.* 1905, **38**, 1406.

¹⁰ Ruer, *Zeit. anorg. Chem.* 1906, **51**, 223, 315.

PALLADIUM COMPOUNDS.

PALLADIUM AND OXYGEN.

614 Only two oxides of palladium appear to exist¹ viz. the monoxide, PdO, and the dioxide, PdO₂. A suboxide, Pd₂O, has also been described,² but it is probable that this is in reality a mixture of the metal and the monoxide (Wöhler and König).

Palladium Monoxide, PdO, is formed by the long-continued heating of the spongy metal in a current of oxygen at temperatures rising from 700°—840° or by heating a mixture of a palladium salt with potassium carbonate. Prepared in the first manner it is a bluish-green, and by the second an amber-coloured mass, which yields a black powder. On strong ignition it yields the metal, the dissociation pressure³ being 760 mm. at 877°, and is reduced by hydrogen at the ordinary temperature with evolution of light and heat. It acts as a powerful oxidising agent to organic substances, and is reduced to metal by hydrogen peroxide. If a palladious salt be precipitated with sodium carbonate, a dark-brown hydroxide, readily soluble in acids, is thrown down, whilst the anhydrous oxide dissolves only after long boiling. When precipitated in the cold it is soluble in alkalis, but loses this property when dried or when prepared from a boiling solution. The pure hydrated oxide is best prepared by the hydrolysis of the nitrate.

The palladious salts, corresponding to this oxide, possess a green, red, or brown colour, and have an astringent, but not metallic, taste.

Palladium Dioxide is obtained in an impure hydrated form as a brown precipitate by the addition of caustic soda to potassium palladichloride. This is soluble in acids, but becomes less soluble when preserved. It can be obtained free from alkali and basic salts by the anodic oxidation of the nitrate, but is not quite free from monoxide. The dioxide very readily decomposes into the monoxide and oxygen, and cannot be obtained in the anhydrous state. It acts as a vigorous oxidising agent and decomposes hydrogen peroxide (Wöhler and König).

¹ Wöhler and König, *Zeit. anorg. Chem.* 1905, **46**, 323.

² Kane, *Phil. Trans.* 1842, i. 276; Neumann, *Monatsh.* 1892, **13**, 40.

³ Wöhler, *Zeit. Elektrochem.* 1905, **11**, 836; 1906, **12**, 781.

PALLADIUM AND HYDROGEN.

615 *Palladium-Hydrogen*.—The absorption of hydrogen by palladium was discovered by Graham, who observed that it occurred when hydrogen was passed over metallic palladium which had been heated to redness, or when the metal was employed as the negative electrode in the electrolysis of water.¹

The conditions of absorption and the nature of the change which occurs have already been discussed in Vol. I. pp. 150–154, and more recent investigations have not led to any definite conclusion.²

The product containing hydrogen often becomes heated on exposure to the air from absorption of oxygen and formation of water, and when palladium black has been employed this action may be sufficiently vigorous to render the powder pyrophoric (Paal and Amberger). Palladium foil charged with hydrogen acts as an excellent reducing agent, reducing ferric and ceric salts, ferricyanides and chromates, and may be employed for this purpose in quantitative analysis.³

Colloidal palladium readily absorbs hydrogen and in this way colloidal palladium-hydrogen has been obtained both in the solid state and in solution (Paal and Amberger).

The specific gravity of palladium-hydrogen is less than that of the metal, hence expansion must occur in the formation of the compound. This expansion can be shown in several ways. One of the most striking is to fit two palladium wires horizontally through the edges of a thin electrolytic trough with parallel glass sides. The trough is then filled with acidulated water, placed in the focus of the oxy-hydrogen or electric light, and the image of the wires thrown on the screen. A current of electricity is now allowed to pass through the cell, when a singular bending of the palladium wire from which the hydrogen is evolved is noticed. If the current be reversed this wire first returns to its original horizontal position, and then bends to the opposite side, whilst the other wire is deflected in the former direction ;

¹ *Phil. Mag.* 1866, **32**, 516.

² Hemptinne, *Zeit. physikal. Chem.* 1899, **27**, 429 ; Shields, *Proc. Roy. Soc. Edin.* 1898, **22**, 169 ; Winkelmann, *Ann. Phys.* 1901 [4], **6**, 104 ; 1905 [4], **16**, 773 ; Schmidt, *Ann. Phys.* 1904 [4], **13**, 747 ; Paal and Amberger, *Ber.* 1905, **38**, 1394, 2414 ; Richardson, *Proc. Phil. Soc. Camb.* 1905, **13**, 27 ; Fischer, *Ann. Phys.* 1906 [4], **20**, 503.

³ Chapman, *Analyst*, 1904, **29**, 346.

the explanation of this double bending being that first one side, and then the other side of the wire becomes saturated with, or loses the hydrogen.¹

If one side of a piece of palladium foil be saturated electrolytically with hydrogen, then taken out of the liquid, washed and dried, and afterwards ignited, it becomes so bent that it has almost the appearance of having been rolled up into a coil.

The arrangement shown in Fig. 253 is that proposed by Wöhler² for exhibiting the decomposition of palladium hydrogen by heat and the reabsorption of the hydrogen on cooling.

The U-tube (*a*) dipping in boiling water contains the spongy palladium, over which a current of hydrogen is passed for half




FIG. 253.

an hour from the cylindrical generator on the right of the figure. The water-bath is then removed and the tube allowed to cool in the current of hydrogen. The stop-cock (*d*) is now shut, and the tube (*a*) placed in communication with the tube (*b*). This latter dips in the cylinder and is bent up at the lower end into the tube (*c*). The tube (*a*) is next heated with a flame, when the cylinder soon becomes filled with hydrogen, and on allowing the spongy metal to cool, a rapid absorption of the hydrogen occurs. The experiment can, of course, be repeated as often as is required.

¹ Pogendorff, *Ber.* 1869, 2, 74; see also Dewar, *Phil. Mag.* 1887 [4], 47, 334.

² *Annalen*, 1876, 184, 128.

PALLADIUM SALTS.

616 Palladious Chloride, PdCl_2 , is obtained by heating palladious sulphide, PdS , in dry chlorine, when it is obtained partly as a rose-red sublimate and partly in the form of garnet-red crystals, which dissolve slowly but completely in water. It is prepared in solution by the simultaneous action of chlorine and hydrochloric acid on the metal. On evaporation over caustic lime brown-red crystals, having the composition $\text{PdCl}_2 \cdot 2\text{H}_2\text{O}$, are deposited. These lose water when gently heated, the anhydrous chloride remaining as a brownish-black mass which melts easily without decomposition and is reduced by hydrogen in the cold. At a red-heat it fuses and loses half of its chlorine, forming the *monochloride*, PdCl , which, on cooling, solidifies to a reddish-brown crystalline mass yielding a light-red powder which is very deliquescent. The aqueous solution partially decomposes with separation of basic salts, and the solution is reduced by gaseous hydrogen, carbon monoxide, and other gases.¹ Heated palladious chloride unites with carbon monoxide,² forming the crystalline compounds, $\text{PdCl}_2 \cdot 2\text{CO}$, melting at 142° , $2\text{PdCl}_2 \cdot 3\text{CO}$, melting at 132° , and $\text{PdCl}_2 \cdot \text{CO}$. These substances are analogous to the corresponding platinum compounds.

Palladious chloride forms double chlorides with other chlorides, which are known as *palladiochlorides* or *chloropalladites*.³ A very large number of these salts of organic bases have been prepared.⁴

Potassium Palladiochloride, K_2PdCl_4 , is obtained by adding potassium chloride to a solution of palladious chloride. It may also be prepared by the ignition of potassium palladichloride. It is easily soluble in water, less so in alcohol, and crystallises in four-sided prisms, which when viewed in the direction of the primary axis have a red, but in other directions exhibit a light-green, colour.

Ammonium Palladiochloride, $(\text{NH}_4)_2\text{PdCl}_6$, is obtained by evaporating a solution of palladium chloride with sal-ammoniac. It forms either bronze-yellow prisms exhibiting a play of

¹ Böttger, *J. pr. Chem.* 1859, **76**, 233.

² Fink, *Compt. Rend.* 1898, **126**, 646.

³ See Gutbier and Krell, *Ber.* 1905, **38**, 2385.

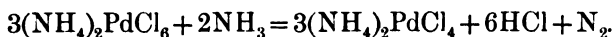
⁴ Gutbier, *Ber.* 1905, **38**, 2105; *Zeit. anorg. Chem.* 1905, **47**, 23; Gutbier and Krell, *Ber.* 1905, **38**, 3869; 1906, **39**, 616, 1292; Gutbier and Woernle, *Ber.* 1906, **39**, 2716.

different colours, or yellowish-green needles, and dissolves in water forming a dark-red solution.

Palladic Chloride, PdCl_4 , is not known in the free state. The brown solution obtained by dissolving the metal in concentrated aqua regia contains *palladichloric* or *chloropalladic acid*, H_2PdCl_6 , corresponding to platinichloric acid, which forms salts with the alkali metals and certain aromatic bases.¹

Potassium Palladichloride, K_2PdCl_6 , is obtained by adding potassium chloride to a solution of the metal in an excess of aqua regia and gently evaporating. It is also prepared by precipitating a solution of palladious chloride, saturated with chlorine, with an excess of potassium chloride. It forms cinnabar-red or brownish-red octahedra showing the faces of the cube. These dissolve in hot dilute hydrochloric acid without decomposition, but are not soluble in water containing the chlorides of the alkali metals, or in alcohol.

Ammonium Palladichloride, $(\text{NH}_4)_2\text{PdCl}_6$, is a bright-red crystalline powder consisting of microscopic octahedra. It is obtained by precipitating a solution of the chloride, saturated with chlorine, by sal-ammoniac. On treating the solution with an excess of ammonia a violent evolution of nitrogen takes place, ammonium palladiochloride being formed :



Palladious Bromide, PdBr_2 , is obtained by treating the metal with bromine hydrate and nitric acid, and forms a chestnut-brown mass which dissolves in hydrobromic acid but not in water.

Potassium palladiobromide, K_2PdBr_4 , crystallises in lustrous reddish-brown needles which are stable in the air. Many analogous salts are known (Gutbier and Krell).

Palladic Bromide, PdBr_4 , is not known, but the *palladiobromides* of the alkali metals, R_2PdBr_6 , have been prepared by passing bromine vapour into the solutions of the corresponding palladiobromides. They are sparingly soluble salts which are decomposed by hot water and by ammonia (Gutbier and Krell).

Palladious Iodide, PdI_2 , is obtained by precipitating the chloride with potassium iodide as a black flocculent precipitate which when dried in the air forms a deliquescent mass exhibiting a conchoidal fracture. It dissolves slowly in hydriodic acid and readily in a solution of potassium iodide, imparting to this a wine-red colour. When heated to 100° it begins to give

¹ Möhlau, *Ber.* 1906, **39**, 861.

off iodine and decomposes completely at temperatures between 330° and 360° . The solution in potassium iodide yields on evaporation blackish-green deliquescent cubes.

Palladium Subsulphide, Pd_2S , is obtained by fusing ammonium palladiochloride with sodium carbonate, sulphur, and sal-ammoniac. A green molten mass is thus obtained which crystallises on cooling and exhibits a metallic fracture. It is only slowly attacked by aqua regia.

Palladium Monosulphide, PdS , is formed with incandescence when the metal is heated in the vapour of sulphur. It is a bluish-white hard mass, which possesses a laminated fracture and a metallic lustre, and only oxidises slowly in the air. A black precipitate is formed by passing sulphuretted hydrogen through a solution of a palladious salt, which is generally supposed to be palladious sulphide, but according to Petrenko-Kritchenko¹ this always contains more sulphur than is required by the formula PdS .

Palladium Disulphide, PdS_2 .—When the foregoing compound is fused with sodium carbonate and sulphur, *sodium thiopalladate*, Na_2PdS_3 , is formed. This crystallises in reddish-brown needles, having a slightly metallic lustre. It is decomposed by hydrochloric acid with formation of the disulphide, which is a crystalline dark-brown powder easily soluble in aqua regia. When heated in carbon dioxide it is first converted into the monosulphide, and at a higher temperature into the subsulphide.

A salt of the formula $(\text{NH}_4)_2\text{PdS}_{11}\cdot\frac{1}{2}\text{H}_2\text{O}$ crystallises slowly in slender yellowish-red needles when solutions of ammonium polysulphide and potassium palladiochloride are mixed.²

Sodium Palladiousulphite, $[\text{Pd}(\text{SO}_3)_4]\text{Na}_6\cdot 2\text{H}_2\text{O}$, is obtained as a white crystalline precipitate by adding caustic soda to a solution of the chloride which has been saturated with sulphur dioxide.

Palladious Sulphate, $\text{PdSO}_4\cdot\text{H}_2\text{O}$, is obtained by dissolving the hydroxide in sulphuric acid, or by dissolving the metal in the same solvent with the addition of nitric acid. It forms indistinct olive-green deliquescent crystals which are decomposed by water with formation of a basic salt, $\text{PdSO}_4\cdot 7\text{Pd}(\text{OH})_2$, as a brown insoluble powder.

Potassium Palladionitrite, $[\text{Pd}(\text{NO}_2)_4]\text{K}_2$, is obtained on addition of potassium nitrite to a hot solution of potassium

¹ *Zeit. anorg. Chem.*, 1893, 4, 247.

² Hofmann and Hächtlen, *Ber.* 1904, 37, 245.

palladiochloride as a pale-yellow crystalline powder, the production of which serves as a microchemical test for palladium.¹

Numerous complex nitrites, sulphites, phosphates and oxalates have also been described.²

Palladious Nitrate, $\text{Pd}(\text{NO}_3)_2$, is formed by dissolving the metal or the oxide in nitric acid. It crystallises in long brownish-yellow rhombic prisms which probably contain water of crystallisation, and are very deliquescent. A brown powder of $\text{Pd}(\text{NO}_3)_2 \cdot 3\text{Pd}(\text{OH})_2$ is formed on the addition of water to the solution.

Palladious Cyanide, PdCy_2 , is obtained as a pale-yellow precipitate on addition of mercuric cyanide solution to a solution of a palladious salt, which must contain no free acid and should not be too dilute. On solution in potassium cyanide and evaporation, transparent thin rhombic prisms of *potassium palladiocyanide*, $\text{K}_2[\text{PdCy}_4] \cdot 3\text{H}_2\text{O}$, or small tablets containing $1\text{H}_2\text{O}$ are obtained. The cyanide is also soluble in acids and in ammonia, and the latter solution yields *palladosammine cyanide*, $[\text{Pd}(\text{NH}_3)_2\text{Cy}_2]$, in needles or in crystalline scales possessing a pearly lustre.

Palladious Thiocyanate, $\text{Pd}(\text{SCy})_2$, is a reddish flocculent precipitate, and dissolves in potassium thiocyanate solution forming *potassium palladiothiocyanate*, $\text{K}_2[\text{Pd}(\text{SCy})_4]$, which crystallises in ruby-red needles.³

AMMONIACAL PALLADIUM COMPOUNDS.

617. These have been chiefly investigated by Hugo Müller,⁴ and are formed by the action of ammonia on palladious salts.

They appear to belong to two series:

Palladosammine compounds, $[\text{Pd}(\text{NH}_3)_2\text{X}_2]$,

Palladodiammine compounds, $[\text{Pd}(\text{NH}_3)_4]\text{X}_2$,

and are analogous to the corresponding platinum compounds (p. 1369). Unstable hydroxylamine derivatives have also been prepared which probably belong to the same two series.⁵

¹ Pozzi-Escot and Couquet, *Compt. Rend.* 1900, **130**, 1073.

² Rosenheim and Itzig, *Zeit. anorg. Chem.* 1900, **23**, 28; Vezes, *Bull. Soc. Chim.* 1899 [3], **21**, 172; Loiseau, *Compt. Rend.* 1900, **131**, 262; Finck, *Compt. Rend.* 1896, **123**, 603.

³ Bellucci, *Atti. R. Accad. Lincei*, 1904 [5], **13**, ii, 386.

⁴ *Annalen*, 1853, **86**, 341.

⁵ Zeisel and Nowack, *Annalen*, 1907, **351**, 439.

An extended investigation of the palladosammine salts in which ammonia is replaced by organic nitrogen bases has been carried out by Gutbier and his colleagues.¹

In addition to these, pyridine derivatives of the type $[\text{Pd}(\text{NH}_3)_2\text{Cl}_2]\text{Cl}_2$, derived from tetravalent palladium, have been described.²

Palladosammine Hydroxide, $[(\text{OH})_2(\text{NH}_3)_2\text{Pd}]$, is obtained by the decomposition of the sulphate with baryta-water, or of the chloride with silver oxide and water. The yellow solution thus obtained when dried over sulphuric acid yields a crystalline ochre-yellow mass. The solution has all the properties of a solution of an alkali hydroxide.

Dichloro-diammine Palladium or *Palladosammine Chloride*, $[\text{Cl}_2(\text{NH}_3)_2\text{Pd}]$, is obtained by the addition of an excess of ammonia to palladious chloride and either evaporating, or, better, precipitating the salt by means of hydrochloric acid. It forms fine yellow needles which consist of glistening octahedra placed one upon the other, and is almost insoluble in water.

Tetramminepalladious Hydroxide or *Palladodiammine Hydroxide*, $[(\text{NH}_3)_4\text{Pd}](\text{OH})_2$, is obtained by the decomposition of the sulphate with baryta-water. It is a colourless crystalline mass, the aqueous solution of which has a strong alkaline reaction, precipitates the salts of copper, iron, cobalt, nickel, and aluminium, but not those of silver, and decomposes ammoniacal salts.

Tetramminepalladious Chloride or *Palladodiammine Chloride*, $[(\text{NH}_3)_4\text{Pd}]\text{Cl}_2$, is formed by the repeated evaporation of palladious chloride with ammonia. It crystallises in large, colourless, four-sided, monoclinic prisms, and is easily soluble in water.

The *double salt*, $[\text{Pd}(\text{NH}_3)_4]\text{Cl}_2, \text{PdCl}_2$, known as Vauquelin's salt, is obtained by the action of a slight excess of ammonia on palladious chloride.

DETECTION AND ESTIMATION OF PALLADIUM.

618 The two most characteristic reactions of palladium are (1) the precipitation of its hydrochloric acid solution by potassium

¹ *Ber.* 1905, **38**, 2107, 3869; 1906, **39**, 616, 1292, 2716; *Zeit. anorg. Chem.* 1905, **47**, 23; see also Hardin, *J. Amer. Chem. Soc.* 1899, **21**, 943.

² Rosenheim and Maass, *Zeit. anorg. Chem.* 1898, **18**, 331.

cyanide, the yellowish-white palladium cyanide being thrown down, soluble in both hydrochloric acid and ammonia; and (2) the production of a black precipitate of palladious iodide, insoluble in hydrochloric acid, when potassium iodide or freshly precipitated silver iodide is added to a palladium solution. By these reactions it may be separated from all metals, with the exception of copper, and this may be previously removed, according to Wöhler, by precipitation as cuprous thiocyanate after saturation with sulphur dioxide.

Palladium is estimated gravimetrically as the metal, obtained by the ignition of the cyanide or by the reduction of the salts with a hydrazine salt¹ in acid solution.² Palladium may also be estimated by precipitating with acetylene and igniting the precipitate³ and by weighing the metal deposited electrolytically with a rotating anode.⁴

Atomic Weight of Palladium.—Until the year 1889 the only determination of the atomic weight of palladium was that of Berzelius, who obtained the number 106 by the analysis of potassium palladiochloride. Since 1889 the atomic weight has been redetermined by several investigators, but the different results vary considerably. Keiser⁵ by the determination of the palladium in palladosammine chloride found the number 105·82, and from a later redetermination by the same method, using very carefully purified material, Keiser and Breed⁶ gave the number 105·72. Bailey and Lamb⁷ by the same method found the number 104·93, and a value closely agreeing with this, viz. 104·91, was obtained by Joly and Leidié⁸ by the analysis of potassium palladiochloride. Keller and Smith,⁹ on the other hand, from the electrolytic determination of the metal in palladosammine chloride obtained the much higher number 106·37.

A high number, 106·21, was also obtained by Hardin¹⁰ who estimated the metal in diphenylpalladodiammonium chloride, $\text{Pd}[\text{NH}_2(\text{C}_6\text{H}_5)\text{Cl}]_2$, and the corresponding bromide, and in ammonium palladiobromide. On the other hand, Amberg¹¹

¹ Jannasch and Bettges, *Ber.* 1904, **37**, 2210.

² Jannasch and Rostosky, *Ber.* 1904, **37**, 2441; Paal and Amberger, *Ber.* 1905, **38**, 1388.

³ Erdmann and Makowka, *Ber.* 1904, **37**, 2694.

⁴ Amberg, *Zeit. Elektrochem.* 1904, **10**, 385.

⁵ *Amer. Chem. J.* 1889, **11**, 398.

⁶ *Amer. Chem. J.* 1894, **16**, 20.

⁷ *Journ. Chem. Soc.* 1892, 745.

⁸ *Compt. Rend.* 1893, **116**, 146.

⁹ *Amer. J. Sci.* 1892, **44**, 423.

¹⁰ *J. Amer. Chem. Soc.* 1899, **21**, 943.

¹¹ *Annalen*, 1905, **341**, 235.

has obtained a lower number, 105·89, by the analysis of palladosammine chloride, the chlorine and the metal being both estimated. The most probable value is at present (1907) taken as 105·7 (H = 1), 106·5 (O = 16).

SUB-GROUP (c) THE PLATINUM GROUP.

Osmium. Iridium. Platinum.

619 THESE metals are distinguished by their high specific gravity and melting point. Osmium alone forms a tetroxide, thus resembling ruthenium.

The tendency to form complex salts is exceedingly strongly marked, and with the exception of the sulphides and halogen derivatives, very few simple salts are known. Such as are known have the general formulæ MR_2 , MR_3 , and MR_4 , corresponding to the basic oxides MO , M_2O_3 , and MO_3 , but the series MR_3 is scarcely represented among the platinum compounds. The most important of the series of the complex salts are the halogen acids and their derivatives, such as K_2PtCl_4 , K_3IrCl_6 , and K_2OsCl_6 , the complex nitrites, such as $K_3Ir(NO_2)_6$ and $K_3Pt(NO_2)_6$, the complex cyanides and thiocyanates, such as $K_2Pt(CN)_4$ and $K_2Pt(SCN)_4$, the sulphites, and above all the ammoniacal derivatives.

OSMIUM = 189·6 (H = 1).
= 191·0 (O = 16).

620 In 1803 Smithson Tennant investigated the metallic residue which remains when platinum ores are dissolved, and this he believed to contain a new metal. At the same time Descotils, as well as Fourcroy and Vauquelin, examined the same subject, and also came to the conclusion that the solution contained a peculiar metal. However, in 1804 Tennant¹ proved that the platinum residues contained two new metals, to one of which he gave the name of iridium, on account of the varying colour of its salts, and to the other the name osmium (*ὄσμή*, a smell), because of the peculiar odour which its volatile oxide possesses. Osmium is found in platinum ores in the form of an alloy with iridium, known as osmiridium, which is described under iridium

¹ *Phil. Trans.* 1804, 411.

(p. 1332). It may be easily separated from the other members of the platinum group by means of its property of combining directly with oxygen to form a very volatile tetroxide, OsO_4 . This compound is obtained, in a more or less pure state, in the course of the preparation of the other platinum metals, and especially of ruthenium (see p. 1291). The solution thus obtained may be precipitated with ammonia and ammonium sulphide, and the precipitated sulphide mixed with sodium chloride, and heated in a slow current of chlorine. The mass when lixiviated yields sodium osmichloride, Na_2OsCl_6 , and from this solution ammonium osmichloride is thrown down by sal-ammoniac. This is next washed with sal-ammoniac solution, and then heated in a covered crucible, when spongy osmium is obtained. The sulphide may also be simply heated in a well-covered carbon crucible to the temperature of the melting point of nickel.

Pure osmium was obtained by Deville and Debray,¹ by passing the vapour of the pure tetroxide mixed with carbon monoxide and carbon dioxide through a red-hot porcelain tube. Thus prepared, the metal assumes the form of an amorphous powder, which is converted into the crystalline variety when fused with from three to four times its weight of tin in a charcoal crucible, the crystalline alloy treated with hydrochloric acid, and the residue heated in a current of hydrochloric acid gas.

The crystalline form of osmium is either that of the cube or of a very obtuse rhombohedron. The crystals possess a bluish-white colour with violet lustre, are harder than glass, and possess a specific gravity of 22.477. Hence osmium is the heaviest of known bodies, and it is likewise one of the most infusible and least volatile of the metals. The exact melting point is unknown, but is probably between $2300\text{--}2500^\circ$; it may be distilled at the highest temperature of the electric furnace, but the volatilisation takes place much more slowly than that of the other platinum metals.²

Osmium undergoes oxidation somewhat readily when finely-divided, being oxidised and volatilised when heated in air below 212° and in oxygen below 170° but not below 155° . When strongly heated in air oxidation of the compact metal also takes place, and this operation is attended with great danger owing to the formation of the highly poisonous tetroxide. Deville in

¹ *Compt. Rend.* 1876, **82**, 1076.

² Moissan, *Compt. Rend.* 1906, **142**, 189.

this manner was rendered almost blind for twenty-four hours by having accidentally become exposed to the vapour of the tetroxide. This substance produces the most violent pain and inflammation of the conjunctiva, and vision is permanently injured by the subsequent reduction of a film of metallic osmium.¹

Crystalline osmium is not attacked even by aqua regia, and must be brought into solution by fusion with sodium peroxide, caustic soda and potassium nitrate, or barium peroxide and nitrate; the amorphous metal, on the other hand, is readily dissolved by fuming nitric acid, more slowly by aqua regia.

On account of its high melting point osmium is employed for the preparation of the filaments of incandescent electric lamps, and the alloy osmiridium, which is not attacked by acids, is employed for tipping gold pens, and, inasmuch as it is unoxidisable and non-magnetic, it has been employed for the bearings of the mariner's compass.

Colloidal Osmium.—The metal may be obtained in the colloidal condition by reducing potassium osmate with hydrazine hydrate in presence of sodium lysalbate or protalbate² or gum arabic,³ and dialysing the product. This still contains oxygen which is removed by heating in hydrogen at 30-40°, the residue being completely soluble in water. It effects the catalytic decomposition of hydrogen peroxide more rapidly than any of the other colloidal metals of this group.

COMPOUNDS OF OSMIUM.

OSMIUM AND OXYGEN.

621 The following oxides are known :

Osmium Monoxide,	OsO.
Osmium Sesquioxide,	Os ₂ O ₃ .
Osmium Dioxide,	OsO ₂ .
Osmium Tetroxide,	OsO ₄ .

In addition to these, osmic acid, H₂OsO₄, and its salts are known, but the corresponding oxide has not been prepared.

The first three of these oxides act as feeble basic oxides, but very few of their salts have as yet been examined, only the

¹ *Ann. Chim. Phys.* 1859 [3], 56, 400.

² Paal and Amberger, *Ber.* 1907, 40, 1392, 2201.

³ Gutbier and Hofmeier, *J. pr. Chem.* 1905, [2], 71, 452.

sulphite and chloride corresponding to the monoxide, and double chlorides of the formula $3M'Cl,OsCl_3$, corresponding to the sesquioxide, being known. The chloride, $OsCl_4$, has however been prepared along with double chlorides corresponding to the derivatives of platinichloric acid. Osmic acid forms a series of osmates with the alkali metals, whilst the tetroxide yields a neutral solution in water, and forms salts with neither acids nor bases.

Osmium Monoxide, OsO , is obtained when the corresponding sulphite mixed with sodium carbonate is ignited in a current of carbon dioxide. It is a greyish-black powder insoluble in acids.

Osmium Sesquioxide, Os_2O_3 , is a black powder insoluble in acids obtained by heating its salts with sodium carbonate in a current of carbon dioxide. Deville and Debray obtained this oxide in copper-red scales, together with the metal, by the reduction of the tetroxide. A brownish-red *hydroxide* is precipitated by alkalis from solutions of the osmochlorides of the alkali metals.

Osmium Dioxide, OsO_2 , is obtained from its salts in a similar way to the foregoing oxides. It is likewise formed when its hydroxide is heated in a current of carbon dioxide. Prepared in this way it forms masses having a coppery lustre. It does not decompose in absence of air even at a red-heat, but when mixed with combustible bodies it deflagrates on heating.

When caustic potash is added to a solution of potassium osmichloride, and when the aqueous solution of the tetroxide is mixed with alcohol or other reducing agent, or when potassium osmate is exposed to sunlight or treated with nitric acid, a black precipitate is obtained, which according to Claus and Jacoby¹ is *osmium tetrahydroxide*, $Os(OH)_4$. Moraht and Wischin,² however, find that this in reality consists of osmic acid, H_2OsO_4 .

Osmium Trioxide, OsO_3 , is unknown, but the corresponding *osmic acid*, H_2OsO_4 , is stated by Moraht and Wischin to be produced in the manner just described. After drying over phosphoric oxide it forms a black powder, which oxidises in the air to the tetroxide, and readily reacts with sulphuretted hydrogen, forming an *oxy-sulphide*, $Os_2O_2S_2, H_2O$. It dissolves in nitric acid to form the tetroxide, and in hydrochloric and hydrobromic acids to form mixtures of salts.

¹ *J. pr. Chem.* 1863, **90**, 65.

² *Zeit. anorg. Chem.* 1893, **3**, 153.

Potassium Osmate, $K_2OsO_4 \cdot 2H_2O$, is obtained by the addition of alcohol or other reducing agents to the solution of the tetroxide in caustic potash. The liquid then becomes of a fine red colour, and when it is sufficiently concentrated the salt separates out as a crystalline powder. When slowly crystallised it forms octahedra which according to their size are of a garnet-red or almost black colour. They possess a sweet astringent taste, and do not undergo change on exposure to dry air, but both in solution and in moist air they decompose, especially on addition of an acid, with formation of tetroxide and lower oxides.

The *sodium* salt crystallises less easily, and yields an aqueous solution having a rose-red colour, from which barium chloride precipitates $BaOsO_4$ as an amorphous green flocculent precipitate, which after a while changes to lustrous black prismatic crystals.

Osmium Tetroxide or *Peroosmic Anhydride* (commonly called osmic acid), OsO_4 .—Very finely-divided metallic osmium oxidises slowly at the ordinary temperature, and at about 400° takes fire with formation of the above oxide. The denser the metal the higher is the temperature needed for oxidation. Osmium tetroxide may also be obtained by heating the metal in a current of steam, and by dissolving the lower oxides or the metal in nitric acid or aqua regia. These reagents, however, do not attack the metal after it has been strongly ignited. Osmium tetroxide sublimes in transparent glistening needles which become soft and may be moulded in the hand like wax, and melt at a lower temperature than this substance. They begin to sublime at a very moderate heat, and the fused oxide boils at 100° , yielding a colourless vapour having a specific gravity of 8.89, which is slightly greater than the calculated value. The crystals readily dissolve in water, forming a colourless liquid which does not redden litmus paper, and possesses a caustic and burning taste. It has a most powerful penetrating smell, somewhat analogous to that of chlorine and iodine. A very small quantity of vapour mixed with air attacks the lungs, giving rise to very serious inflammation of the mucous membrane. As an antidote to the effects of the tetroxide Claus recommends the inhalation of sulphuretted hydrogen, which however must be cautiously employed. Osmium tetroxide also acts violently on the skin, causing a painful eruption which can be removed by the use of sulphur baths. The vapour also acts,

as has been stated, most violently on the eyes, and may produce most serious consequences.¹

When heated on red-hot charcoal it deflagrates like nitre. It is easily converted into lower oxides by reducing substances, and its alkaline solution when boiled with a salt of formic acid yields a blue precipitate. Sulphur dioxide colours the aqueous solution yellow, then brown, green, and at last indigo-blue.

It is used in microscopic work for staining preparations, the oxide being reduced to metallic osmium.

OSMIUM AND THE HALOGENS.

622 Osmium Dichloride, OsCl_2 , is obtained in very small amount by heating osmium in chlorine, as a brownish-black powder which forms a dark-violet coloured unstable solution in water.

Osmium Trichloride, OsCl_3 .—When osmic acid is boiled for a long time with concentrated hydrochloric acid and a little alcohol a solution is obtained, which on evaporation yields red crystals having the composition $\text{Os}_2\text{Cl}_7 \cdot 7\text{H}_2\text{O}$, which become olive-green in moist air.² This appears to be a mixture of the tri- and tetra-chlorides as, on addition of potassium chloride to the alcoholic solution, potassium osmichloride, K_2OsCl_6 , separates, and the filtrate on evaporation yields crystals of the trichloride $\text{OsCl}_3 \cdot 3\text{H}_2\text{O}$.

Potassium Osmochloride or *Chlorosmite*, $\text{K}_3\text{OsCl}_6 \cdot 3\text{H}_2\text{O}$, is obtained by adding ammonia to a solution of osmium tetroxide in caustic potash, and saturating the liquid, as soon as it has become yellow, with hydrochloric acid. On evaporation, the above salt separates out together with potassium and ammonium chlorides. The latter can be readily separated mechanically. It forms dark-red crystals which effloresce in the air and become pink. It dissolves in water, yielding a cherry-red coloured solution, possessing first a strongly astringent, and then a sickly sweetish taste.

Ammonium Osmochloride, $2(\text{NH}_4)_3\text{OsCl}_6 \cdot 3\text{H}_2\text{O}$.—In order to prepare this salt sulphuretted hydrogen is passed into a hydrochloric acid solution of the tetroxide until it has become red.

¹ Deville and Debray, *Ann. Chim. Phys.* 1859, [3], **56**, 400; *Compt. Rend.* 1874, **78**, 1509.

² Morahit and Wischin, *Zeit. anorg. Chem.* 1893, **3**, 153.

The liquid is then evaporated with sal-ammoniac, when fine red crystals are deposited resembling the potassium salt.

Osmium Tetrachloride, OsCl_4 , is obtained by heating the metal in dry chlorine. It forms a red sublimate which dissolves in water, yielding a yellow solution; and this on dilution with more water attains a green tint. On standing, the solution becomes colourless with separation of lower oxides, whilst hydrochloric acid and osmium tetroxide remain in solution.

Potassium Osmichloride or *Chlorosmate*, K_2OsCl_6 , is obtained by gently heating a mixture of the finely-divided metal with potassium chloride in a current of chlorine, and also by evaporating the hydrochloric acid solution of the tetroxide with potassium chloride. It crystallises in dark-brown glistening octahedra, which yield a cinnabar-red powder, and dissolve in water with a yellow colour. Alcohol precipitates the compound from this solution in the form of a red crystalline powder.

Sodium Osmichloride, $\text{Na}_2\text{OsCl}_6 \cdot 2\text{H}_2\text{O}$, is obtained in a similar way, and crystallises in long orange-coloured prisms which are easily soluble in water and alcohol.

Ammonium Osmichloride, $(\text{NH}_4)_2\text{OsCl}_6$, is obtained by the addition of powdered sal-ammoniac to a solution of the sodium salt. It is then deposited as a red crystalline powder, crystallising from dilute solution in brown octahedra.

Another sodium osmium chloride having the composition $\text{Na}_6\text{OsCl}_{12}$ is obtained by the action of hydrochloric acid on sodium sulphonosmate and crystallises in leaflets.¹ *Potassium osmylchloride*, $\text{K}_2(\text{OsO}_2)\text{Cl}_4$, is formed by treating potassium osmylnitrite with hydrochloric acid and forms anhydrous red octahedra, and also yields a hydrate with $2\text{H}_2\text{O}$ which forms pale-brown triclinic crystals.²

Osmium and Bromine.—When osmic acid is boiled with hydrobromic acid and a little alcohol, and the solution evaporated, dark-brown prismatic crystals of the composition $\text{Os}_2\text{Br}_9 \cdot 6\text{H}_2\text{O}$ are obtained which are possibly a mixture of OsBr_3 and OsBr_6 . *Osmibromides* have also been prepared.

Osmium and Iodine.—By the action of boiling hydriodic acid on osmic acid violet-black crystals are formed having a metallic lustre, the composition of which appears to be OsI_4 (Moraht and Wischin). When a solution of potassium iodide, strongly acidified with hydrochloric or phosphoric acid, is added

¹ Rosenheim and Sasserath, *Zeit. anorg. Chem.* 1899, **21**, 122.

² Wintrebert, *Ann. Chim. Phys.* 1903, [7], **28**, 15.

to one of osmium tetroxide, a green substance of the composition $\text{OsI}_2 \cdot 2\text{HI}$ is formed. On addition of ether the latter assumes a green colour even when only traces of osmium are present.¹

OSMIUM AND SULPHUR.

623 Metallic osmium burns when heated in sulphur vapour, and sulphuretted hydrogen throws down a dark-yellow sulphide of osmium from the hydrochloric acid solution of the oxide. This is slightly soluble in water, giving rise to a dark-yellow solution, and easily dissolves in nitric acid.

Osmium Tetrasulphide, OsS_4 , is thrown down as a brown precipitate when sulphuretted hydrogen is passed through an aqueous solution of osmium tetroxide. It is insoluble in alkalis and the sulphides of the alkali metals.

Osmium Sulphite, OsSO_3 .—In order to prepare this salt, sulphur dioxide is led into an aqueous solution of the peroxide, and sodium sulphate added to the blue liquid. The dark-blue gelatinous precipitate, after washing, is dried and yields a powder which is unalterable in the air, and which on trituration exhibits a metallic silvery lustre. If the blue solution be treated with caustic potash a blackish-blue precipitate of hydroxide is obtained, which on exposure to air absorbs oxygen as rapidly as ferrous hydroxide.

Osmium forms a large number of complex sulphites, which crystallise well and are stable substances. *Sodium osmisulphite*, $\text{Na}_8[\text{Os}(\text{SO}_3)_8] \cdot 8\text{H}_2\text{O}$, is obtained by boiling a solution of sodium osmichloride with concentrated sodium hydrogen sulphite, and crystallises in brownish-white prisms. Crystalline compounds have been obtained in which one or more of the SO_3 groups are replaced by the groups Cl , or H_2O .

Complex sulphites of a different series, known as the *sulphono-osmates*, are obtained by passing sulphur dioxide through a solution of osmium tetroxide, and then adding an alkali hydrogen sulphite. The *sodium* salt has the composition $3\text{Na}_2\text{O}, \text{OsO}_3, 4\text{SO}_2, 5\text{H}_2\text{O}$, its constitution being probably $(\text{ONa})_2\text{Os}(\text{SO}_3\text{Na})_4 \cdot 5\text{H}_2\text{O}$. It crystallises in bright-brown needles, and is readily soluble in water at 50° forming a reddish-brown solution, which soon decomposes with precipitation of a black oxide.²

¹ Alvarez, *Chem. News*, 1905, **91**, 172.

² Rosenheim and Sasserath, *Zeit. anorg. Chem.* 1899, **21**, 122; 1900, **24**, 420.

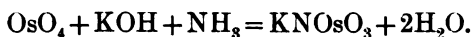
OSMIUM AND NITROGEN.

624 Like the other metals of this sub-group, osmium forms complex derivatives with ammonia, but these have not as yet been fully investigated. It also forms complex nitrites, a peculiar acid termed osmiamic acid, OsNO_3H , and derivatives containing nitrogen but free from hydrogen and oxygen termed the nitrilo-compounds, which are obtained by the action of acids on the osmiamates.¹

Osmosammine Hydroxide, $\text{Os}[(\text{NH}_3)_2(\text{OH})_2]$, is obtained by dissolving the tetroxide in an excess of concentrated ammonia, and heating the reddish-yellow solution in a closed vessel to 50° , when a black precipitate is formed. The flask is then opened and the solution evaporated at a low temperature until the excess of ammonia has been driven off. The base is thus obtained in the form of a blackish-brown powder, which when heated decomposes with rapid evolution of gas. With acids it forms amorphous salts.

Osmyldiammine Chloride, $\text{OsO}_2(\text{NH}_3)_4\text{Cl}_2$, is obtained by the addition of sal-ammoniac to a solution of potassium osmate, and forms a yellow crystalline precipitate easily soluble in water, the solution soon undergoing decomposition.²

Osmiamic Acid, OsNO_3H .—Osmiamates are formed by the action of ammonia on the tetroxide, especially in the presence of potash, the potassium salt being more stable than the ammonium compound. It was at first supposed³ that this substance had the formula $\text{K}_2\text{N}_2\text{Os}_2\text{O}_6$, but Joly⁴ has shown that the true formula is KNOsO_3 , its formation being represented by the equation :



The acid, according to Werner and Dinklage⁵ has the constitution $\begin{array}{c} \text{O} \\ \parallel \\ \text{Os} \\ \parallel \\ \text{O} \end{array} \begin{array}{c} \text{O} \\ \parallel \\ \text{NH} \end{array}$, being formed from the tetroxide by the replacement of one oxygen atom by the imido-group NH.

¹ See Werner and Dinklage, *Ber.* 1906, **39**, 499; Brizard, *Ann. Chim. Phys.* 1900, [7], **21**, 311.

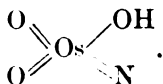
² See also Wolcott Gibbs, *Amer. J. Sci.* 1873, **3**, 233.

³ Fritzsche and Struve, *Petersb. Acad. Bull.* 1863, **6**, 81.

⁴ *Compt. Rend.* 1891, **112**, 1442.

⁵ *Ber.* 1906, **39**, 499.

The salts are probably derived from the tautomeric form



The free acid is obtained by decomposing the barium salt with dilute sulphuric acid, or the silver salt with hydrochloric acid. The light-yellow solution remains in the dilute state without change for some time. In the concentrated condition, however, it decomposes with evolution of gas and separation of a brown powder.

Potassium Osmiamate, KNOsO_3 , forms orange-yellow tetragonal pyramids, which dissolve slowly in cold, and more readily in hot water, and on recrystallisation become dark-coloured, owing to partial decomposition. It decomposes when heated with loss of nitrogen. Crystalline salts of sodium, barium and silver are also known.

Osmium Nitrite, $\text{Os}(\text{NO}_2)_3$, is prepared from barium osminitrite by precipitating the barium exactly with sulphuric acid, and evaporating the resulting solution of osminitrous acid. It forms a deep-brown powder.

The double nitrites with the alkali metals and those of the alkaline earths, and of magnesium and zinc crystallise well, and are soluble in water.¹ *Sodium osminitrite*, $\text{Na}_2\text{Os}(\text{NO}_2)_3 \cdot 2\text{H}_2\text{O}$, crystallises in orange-yellow parallelepipeds, and the remaining osminitrites form similar crystals, the colour of which varies from pale to full orange-yellow. Many other complex nitrites and nitroso-derivatives of osmium have been prepared,² some of which contain the osmyl group OsO_2 .

OSMIUM AND CARBON.

625 Osmium forms a series of osmocyanides, derived from divalent osmium, which correspond closely in composition and in their properties to the ferrocyanides. The most important of these compounds are the following :

Osmocyanic Acid, $\text{H}_4[\text{OsCy}_6]$, is deposited in the form of white scales on the addition of fuming hydrochloric acid to a solution of the potassium salt. These are easily soluble in alcohol, and crystallise out from the alcoholic solution on the addition of ether in colourless glistening transparent hexagonal

¹ Wintrebert, *Compt. Rend.* 1905, **140**, 585.

² Wintrebert, *Ann. Chim. Phys.* 1903, [7], **28**, 15.

prisms. Its aqueous solution has an acid reaction, and from it a substance having the empirical formula OsCy_2 separates out as a dark-violet precipitate, which is, however, probably a complex osmium osmocyanide.

Potassium Osmocyanide, $\text{K}_4[\text{OsCy}_6]\cdot 3\text{H}_2\text{O}$, is obtained by adding potassium cyanide to an alkaline solution of osmium tetroxide, evaporating the filtered solution and heating the residue. It crystallises from hot water, in which it is easily soluble, in yellow tetragonal tablets, which when heated give off water and become colourless. Its solution yields a light-blue precipitate with ferrous salts, which becomes darker-coloured on exposure to air, and when treated with nitric acid it is converted into a fine violet-coloured powder, which is also obtained by precipitating the potassium salt with ferric chloride. After drying this forms a fragile mass having a copper-red colour, and when boiled with caustic potash it yields ferric hydroxide and potassium osmocyanide.

Barium Osmocyanide, $\text{Ba}_2[\text{OsCy}_6]\cdot 3\text{H}_2\text{O}$, is formed when the iron precipitate is boiled with baryta. It crystallises in small yellowish-red transparent rhombic prisms, which are readily soluble in water and alcohol.

Potassium Barium Osmocyanide, $\text{K}_2\text{Ba}[\text{OsCy}_6]\cdot 3\text{H}_2\text{O}$, is obtained by mixing hot solutions of the potassium and barium salts. On cooling small yellow oblique rhombohedra are deposited, which are sparingly soluble in cold water.

DETECTION AND ESTIMATION OF OSMIUM.

626 The presence of this metal may be most easily detected by the formation of the volatile strongly-smelling tetroxide. Sulphuretted hydrogen throws down a precipitate of the sulphide insoluble in ammonium sulphide. If a solution contain a mixture of the platinum metals, and other metals precipitable by sulphuretted hydrogen, this gas is passed into the hot solution so long as a precipitate is formed. This is then washed and warmed with yellow ammonium sulphide, when platinum, iridium, gold, &c., dissolve. The filtrate is then acidified with hydrochloric acid, the precipitate fused with sodium carbonate and sodium nitrate, and the fused mass lixiviated with water, the residue being treated according to the method described under platinum (see p. 1374). In this way the iridium is

obtained together with platinum and gold, and these may be readily separated. The portion insoluble in ammonium sulphide is then fused with caustic potash and potassium chlorate, and treated with water in order to dissolve the potassium salts of ruthenic and osmic acids. The solution is carefully neutralised with nitric acid in order to separate the black oxide of ruthenium, and the filtrate distilled with nitric acid, when the volatile osmium tetroxide passes over. The residue insoluble in water is gently ignited in a current of hydrogen, and treated with dilute nitric acid, when palladium and rhodium remain behind, and these are separated by aqua regia, in which the latter metal is insoluble (see also p. 1375).

Osmium is usually estimated *quantitatively* as the metal. It is separated from other metals as the volatile tetroxide, the vapours of which, in order to avoid loss, are passed into caustic potash; alcohol is added to the distillate in order to form potassium osmate, and the solution then treated with ammonium chloride and the precipitated osmyldiammine chloride ignited in hydrogen, when the metal is obtained.

Osmium tetroxide may also be estimated by adding dilute sulphuric acid and potassium iodide to its aqueous solution, and titrating the liberated iodine with sodium thiosulphate. One molecule of osmium tetroxide liberates four atoms of iodine.¹

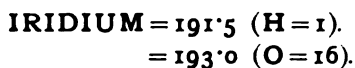
The Atomic Weight of osmium was determined by Berzelius in 1828 in a similar way to that of platinum, and he obtained the number 197·6, whilst Frémy,² in 1844, by converting the metal into the tetroxide obtained the number 198·2. According to these determinations the atomic weight of osmium appeared to be greater than that of iridium, whereas the analogies of the metal with ruthenium seemed to indicate that it should precede iridium in the periodic system, just as ruthenium precedes rhodium. In 1888 Seubert³ redetermined the atomic weight by analysing pure potassium and ammonium osmichlorides and obtained the number 190·1, whilst in 1891 from a later⁴ and more concordant series of experiments he obtained the still lower number 189·3. The value now (1907) adopted is 189·6 (H = 1), 191·0 (O = 16).

¹ Klobbie, *Journ. Chem. Soc. Abstr.* 1899, ii. 184.

² *Ann. Chim. Phys.* 1844, [3], 12, 514.

³ *Ber.* 1888, 21, 1839.

⁴ *Annalen*, 1891, 261, 257.



627 The history of the discovery of this metal has already been described under osmium.

Iridium is found in the platinum ores in considerable quantity in the form of the alloys platiniridium and osmiridium. The first of these occurs in grains, and often in small cubes with rounded edges; the second usually in flat, irregular grains, and occasionally in hexagonal prisms. The composition of these minerals is shown in the following analyses:

	PLATINIRIDIUM.		OSMIRIDIUM.			
	Urals.	Brazil.	Urals.	New Granada.	California.	Australia.
Iridium . . .	76.85	27.79	55.24	57.80	53.50	58.13
Osmium . . .	—	—	27.23	35.10	43.40	33.46
Platinum . .	19.64	55.44	10.08	—	—	—
Rhodium . . .	—	6.86	1.51	0.63	2.60	3.04
Ruthenium.	—	—	5.85	6.37	0.50	5.22
Palladium . .	0.89	0.49	trace	—	—	—
Iron	—	4.14	trace	0.10	—	—
Copper	1.78	3.10	trace	0.06	—	0.15
	99.16	97.82	99.91	100.06	100.00	100.00

Iridium is usually prepared from the alloys described above which are left behind when platinum ores are treated with aqua regia. One of the most efficacious of the many methods¹ which have been proposed for the extraction of the metal is that employed by Deville and Debray² in the production of the pure iridium required for the standard meter bars of platinum-iridium prepared for the International Commission on the Metrical System. The osmiridium is fused with zinc and

¹ Wöhler, *Pogg. Ann.* 1833, **31**, 161; Claus, *Annalen*, 1858, **107**, 134; Gibbs, *Amer. J. Sci.* 1861 [2], **31**, 70; Matthey, *Proc. Roy. Soc.* 1879, **28**, 463.

² *Compt. Rend.* 1874, **78**, 1502.

heated until all the zinc evaporates, the porous residue being then powdered and ignited with barium nitrate, which converts the iridium into oxide and the osmium into barium osmate. The residue after extraction with water is boiled with nitric acid, which brings the iridium into solution, whilst the osmium is volatilised in the form of tetroxide. The iridium oxide is precipitated from the residual solution by baryta, dissolved in aqua regia, and then thrown down as the double chloride of iridium and ammonium. This, on ignition, yields spongy iridium, containing small quantities of platinum, ruthenium, and a little rhodium. The metal is then ignited with potassium nitrate, and the mass treated with water, when potassium ruthenate dissolves. It is lastly fused with lead, the regulus obtained leaving, after treatment with nitric acid and aqua regia, a residue of pure iridium.

After osmium, iridium is the most difficultly fusible and least volatile of the platinum metals, but may be fused and volatilised in the electric furnace. The molten metal dissolves carbon, which separates out on cooling as graphite. It possesses a white lustre, resembling that of polished steel. In the cold it is very brittle, but at a white-heat it is somewhat malleable. The specific gravity of the fused metal is 21.15, whilst that of the crystallised metal is 22.4. If the alcoholic solution of the sulphate be exposed to the sunlight the metal is deposited as an extremely fine impalpable black powder, which, when washed with hot water and dried, acts even more energetically in bringing about the combination of combustible gases than does platinum black. The smallest trace brought on to paper saturated with alcohol produces ignition, the metal at the same time being converted into a grey sponge. Spongy iridium is prepared by igniting the double chloride of iridium and ammonium. This oxidises when heated in the air, and when ignited becomes dense and lustrous, and then absorbs oxygen only slowly, whilst the coherent metal does not do so at all. Iridium black, as well as the coherent metal, when alloyed with much platinum, dissolves in aqua regia. Pure massive iridium is, however, not attacked. When it is heated with acid potassium sulphate, or in presence of fused alkalis, it is oxidised, and it unites directly with chlorine at a dull red-heat. When the metal is held in the middle of a flame of alcohol it becomes covered with a black moss-like deposit, which has the composition IrC_4 , and easily takes fire on exposure to the air. The

metal is in this case penetrated throughout its mass with carbon, and becomes of a dark-grey colour. The oxides are also converted into the carbide of iridium, with evolution of light and heat, when they are heated in gases or vapours containing carbon.

Iridium is sometimes used for pointing gold pens, and is first heated with phosphorus, which renders it more fusible and easy to work. The phosphorus is afterwards removed by heating the mass in a lime crucible.

It forms an alloy with 9 parts of platinum, which is extremely hard, as elastic as steel, perfectly unalterable in the air and capable of taking an exceedingly fine polish. This alloy has been employed in the production of standard meter bars and for making electrodes to be used in corrosive liquids. A similar alloy is used for the wires employed in high temperature pyrometers.

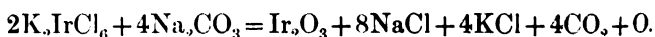
Colloidal Iridium is obtained by the reduction of iridium salts with hydrazine hydrate in presence of sodium protalbate or lysalbate¹ or gum arabic.²

COMPOUNDS OF IRIDIUM.

628 Iridium forms two basic oxides, the sesquioxide, Ir_2O_3 , and the dioxide, IrO_2 , and two corresponding series of salts, the sesqui-salts, of the general formula IrR'_3 and the iridic salts IrR'_4 . The halogen compounds form double salts with the corresponding alkali compounds, which must be looked upon as alkali salts of complex acids. Compounds in which the metal is divalent are also known, but have only been slightly investigated. Like the other members of this group, iridium forms numerous complex derivatives, the chief of which are the halogen derivatives just mentioned, the double cyanides and the ammoniacal derivatives.

IRIDIUM AND OXYGEN.

629 *Iridium Sesquioxide*, Ir_2O_3 , is formed when potassium iridichloride, K_2IrCl_6 , is mixed with sodium carbonate and heated to dull redness:



¹ Paal and Amberger, *Ber.* 1905, **38**, 1398; 1907, **40**, 1392, 2201.

² Gutbier and Hofmeier, *J. pr. Chem.* 1905, [2], **71**, 358.

The fused mass is washed with water containing ammonium chloride, and the residue, after ignition to expel the ammonium chloride, is treated with dilute acid in order to remove the small quantity of alkali. A bluish-black powder is thus obtained which begins to decompose when heated above 800° , and at temperatures somewhat above 1000° is completely resolved into oxygen and the metal.

Deville and Debray¹ have investigated this subject, observing the dissociation into metal and oxygen which the oxide undergoes when heated in a porcelain tube. At a temperature of 1139° the oxide rapidly gives off oxygen, and metallic iridium remains behind in the tube. The dissociation pressure at the several temperatures was found to be as follows :

T ^o	Pressure.
823°	5 mm.
1003°	203 „
1112°	711 „
1139°	745 „

Iridium sesquioxide is reduced by hydrogen at the ordinary temperature. In the pure state it imparts to porcelain after firing a fine black colour, and when mixed with zinc oxide it yields a grey tint.

Iridium Trihydroxide, $\text{Ir}(\text{OH})_3$, is obtained by a process similar to that employed for the preparation of the corresponding rhodium compound, which it closely resembles. If a small quantity of caustic potash be added to a solution of potassium iridichloride, and the solution allowed to stand in a closed bottle, a yellowish-green precipitate of the hydroxide falls down, which readily dissolves in alkalis and oxidises quickly in the air.

Iridium Dioxide, IrO_2 , is a black powder obtained by heating the hydroxide in a current of carbon dioxide, and is said to be formed when the metal is heated to bright redness in the air.² It is insoluble in acids.

Iridium Tetrahydroxide, $\text{Ir}(\text{OH})_4$, is formed by the oxidation of the trihydroxide in the air, or by precipitating the tetrachloride with an alkali, as well as by boiling potassium iridate with ammonium chloride. It is a heavy indigo-blue powder which is almost insoluble in dilute sulphuric and nitric acids,

¹ *Compt. Rend.* 1878, **87**, 441.

² Geisenheimer, *Compt. Rend.* 1890, **110**, 855.

but dissolves completely, though slowly, in hydrochloric acid. Its solubility, however, appears to depend on the method of preparation.¹ On heating the indigo-blue solution it becomes green and then brown.

Potassium Iridate is obtained as a partially soluble bluish mass when iridium is ignited with potassium nitrate. Its composition is not definitely known.

SALTS OF IRIDIUM.

630 *Iridious Chloride*, IrCl_2 , is formed as a green insoluble mass when chlorine is passed over spongy iridium at a red heat, and when the tetrachloride is heated.

Iridium Trichloride, IrCl_3 , is prepared by heating one of its double salts with sulphuric acid. If the mass be then thrown into water the chloride separates out as a light olive-green precipitate insoluble in acids and in alkalis. It is obtained in solution by treating the hydrochloric acid solution of the tetrahydroxide with sulphur dioxide until it has become green, and may also be prepared by heating ammonium iridichloride in chlorine at 440° .² It forms complex derivatives with the chlorides of phosphorus and arsenic.³

Potassium Iridiochloride or *Chloriridite*, $\text{K}_3\text{IrCl}_6 \cdot 3\text{H}_2\text{O}$, is best obtained from the corresponding iridichloride by heating it with sulphuretted hydrogen, and adding potassium chloride to the olive-green solution. It forms very soluble green rhombic prisms which readily effloresce. The sodium and ammonium salts are similar compounds of the formulæ, $\text{Na}_3\text{IrCl}_6 \cdot 12\text{H}_2\text{O}$ and $(\text{NH}_4)_3\text{IrCl}_6 \cdot \text{H}_2\text{O}$.

Iridium Tetrachloride, or *Iridic Chloride*, IrCl_4 , is obtained by dissolving the finely-divided metal in aqua regia, or by the solution of the blue hydroxide in hydrochloric acid. When the solution is evaporated at a temperature not above 40° , a black mass is obtained which appears red in thin films, and contains a small quantity of trichloride. The hydrochloric acid solution probably contains *iridichloric acid*, H_2IrCl_6 , corresponding to the following compounds.

Potassium Iridichloride or *Chloriridate*, K_2IrCl_6 , is obtained by the addition of potassium chloride to the above hydrochloric acid

¹ See also Joly and Leidié, *Compt. Rend.* 1895, **120**, 1341.

² Antony, *Gazzetta*, 1893, **23**, i. 184.

³ Geisenheimer, *Compt. Rend.* 1890, **110**, 1004, 1336.

solution. On evaporation small blackish-red regular octahedra are deposited. These are slightly soluble in cold, and more readily in hot water, but do not dissolve in a saturated solution of an alkali chloride or in alcohol.

Sodium Iridichloride, $\text{Na}_3\text{IrCl}_6 \cdot 6\text{H}_2\text{O}$, is readily soluble in water and crystallises in almost black tablets or prisms, which are isomorphous with the corresponding platinum compound.

Ammonium Iridichloride, $(\text{NH}_4)_2\text{IrCl}_6$, is obtained by precipitating the acid solution of the chloride by sal-ammoniac. It is a dark cherry-red powder, consisting of small blackish-red octahedra. One hundred parts of water dissolve 0.699 parts of the salt at 14.4° , and 1.226 parts at 39.4° .¹

Iridium Tribromide, $\text{IrBr}_3 \cdot 4\text{H}_2\text{O}$.—When the blue hydroxide is dissolved in hydrobromic acid, a blue liquid is obtained which loses bromine on evaporation and deposits small, light olive-green, six-sided crystals, having the above composition. They dissolve readily in water but are not soluble in alcohol and lose their water of crystallisation at 100° . From the mother-liquor of this salt steel-grey needles of iridiobromic acid, $\text{H}_3\text{IrBr}_6 \cdot 3\text{H}_2\text{O}$, are deposited, having a metallic lustre by reflected light. These, when heated to 100° , lose water and are converted into a brownish-red mass which is easily soluble in water and alcohol. The solution decomposes carbonates with formation of iridio-bromides.

Potassium Iridiobromide, $\text{K}_3\text{IrBr}_6 \cdot 3\text{H}_2\text{O}$, forms long olive-green lustrous four-sided needles which effloresce on exposure, becoming light-green and opaque. They readily dissolve in water.

Ammonium Iridiobromide, $2(\text{NH}_4)_3\text{IrBr}_6 \cdot 3\text{H}_2\text{O}$, is obtained by reducing the corresponding iridibromide with sulphur dioxide and neutralising with ammonium carbonate. It crystallises in dark olive-green prisms, and is isomorphous with the corresponding rhodium salt, with which it crystallises in all proportions.

Iridium Tetrabromide, or *Iridic Bromide*, IrBr_4 .—The blue hydroxide dissolves in hydrobromic acid, giving rise probably to *iridibromic acid*, H_2IrBr_6 . This on evaporation with nitric acid leaves a blue deliquescent crystalline mass. It forms, with other bromides, well crystallised iridibromides, such as K_2IrBr_6 , which crystallises in opaque, lustrous, blackish-blue regular octahedra.

Iridium Tetriodide, or *Iridic Iodide*, IrI_4 , is obtained by

¹ Rimbach and Korten, *Zeit. anorg. Chem.* 1907, **52**, 406.

boiling the hydrochloric acid solution of the chloride with potassium iodide. It forms a black powder, which yields, with the iodides of the alkali metals, well crystallised double compounds possessing a ruby-red colour.

Iridium Monosulphide, IrS .—The metal burns when ignited in sulphur vapour, giving rise to this compound, which resembles galena in its appearance.

Iridium Sesquisulphide, Ir_2S_3 , is precipitated when sulphuretted hydrogen is passed into a solution of a salt of iridium sesquioxide. It is a brown powder, somewhat soluble in pure water, and slightly so in potassium sulphide, and nitric acid.

Iridium Ammonium Pentadecapulphide, $(\text{NH}_4)_3\text{IrS}_{15}$, crystallises in large brown tetragonal octahedra.¹

Iridium Disulphide, IrS_2 , is formed when the powdered metal is heated with sulphur and sodium carbonate, and is formed by the action of sulphuretted hydrogen on lithium iridichloride at 4° . It is a brown powder, insoluble in nitric acid, and decomposes at 300° into its elements.²

Iridious Sulphite has not itself been prepared, but several double salts with sodium sulphite, such as $\text{IrSO}_3 \cdot 3\text{Na}_2\text{SO}_3 \cdot 10\text{H}_2\text{O}$ and $\text{IrH}_2(\text{SO}_3)_2 \cdot 3\text{Na}_2\text{SO}_3 \cdot 4\text{H}_2\text{O}$, have been described by Seubert,³ who obtained them during the separation of iridium from rhodium according to Bunsen's method.

Iridium Sesquisulphite, $\text{Ir}_2(\text{SO}_3)_3 \cdot 6\text{H}_2\text{O}$, is obtained when the hydroxide suspended in water is treated for some time with sulphur dioxide. This compound is found in solution whilst a brown basic salt remains undissolved. The solution is then evaporated, when the normal sulphite separates out in the form of a yellow crystalline precipitate which is scarcely soluble in water but readily dissolves in dilute acids. It also forms a number of double salts.

Iridium Sesquisulphate, $\text{Ir}_2(\text{SO}_4)_3 \cdot x\text{H}_2\text{O}$, crystallises out when a solution of the trihydroxide in sulphuric acid is evaporated in absence of air. It combines with the sulphates of the alkali metals, ammonium and thallium, forming a series of alums having the general formula $\text{M}'_2\text{SO}_4 \cdot \text{Ir}_2(\text{SO}_4)_3 \cdot 24\text{H}_2\text{O}$, which all crystallise in yellow octahedra.⁴

¹ Hofmann and Hchtlen, *Ber.* 1904, **37**, 245.

² Antony, *Gazzetta*, 1893, **23**, i. 184.

³ *Ber.* 1878, **11**, 1761.

⁴ Marino, *Zeit. anorg. Chem.* 1904, **42**, 213.

A double salt of the composition $\text{Ir}_2(\text{SO}_4)_3 \cdot 3\text{K}_2\text{SO}_4 \cdot 2\text{H}_2\text{O}$ has also been obtained, which separates from boiling aqueous solution on cooling, in rectangular or hexagonal crystals.¹

Iridic Sulphate, $\text{Ir}(\text{SO}_4)_2$, was obtained by Berzelius as a yellowish-brown amorphous mass. When warmed with sulphuric acid it undergoes reduction forming a green solution of the sesquisulphate.²

Iridionitrites.—The simple nitrite of iridium has not been prepared as it readily forms complex nitrites.

Hydrogen Iridionitrite, $\text{H}_3[\text{Ir}(\text{NO}_2)_6] \cdot \text{H}_2\text{O}$, forms light-yellow, readily soluble needles.³

Potassium Iridionitrite, $\text{K}_3[\text{Ir}(\text{NO}_2)_6]$, is best prepared by adding potassium nitrite to a solution of iridium sesquisulphate at 70–80°. It is a white powder, readily soluble in boiling water, but almost insoluble in the cold liquid, and in potassium chloride solution. The corresponding *sodium* salt crystallises with $2\text{H}_2\text{O}$.⁴

Cyanogen Derivatives of Iridium.—The chief of these are the iridicyanides, which resemble the ferricyanides, and have been investigated by Martius.⁵

Potassium Iridicyanide, $\text{K}_4[\text{Ir}^{\text{II}}\text{Cy}_6]$, is obtained in colourless prisms when potassium ferrocyanide is gently ignited with iridium.

Iridicyanic Acid, $\text{H}_3[\text{Ir}^{\text{III}}\text{Cy}_6]$, is obtained by decomposing the barium salt with dilute sulphuric acid. It is very soluble in water and alcohol, less so in ether, and is deposited from solution in crystalline crusts. It possesses an acid reaction and has an unpleasant taste, and from its solutions hydrochloric acid precipitates a green substance which is probably a complex iridium iridicyanide.

Potassium Iridicyanide, $\text{K}_3[\text{IrCy}_6]$, is obtained by fusing ammonium iridichloride with potassium cyanide, and also by the decomposition of the barium salt with potassium sulphate. It crystallises in colourless tetragonal prisms, which are easily soluble in water, but insoluble in alcohol. It is a very stable body, which is not attacked when heated in chlorine or in hydrochloric acid gas.

¹ Delépine, *Compt. Rend.* 1906, **142**, 1525.

² Rimbach and Korten, *Zeit. anorg. Chem.* 1907, **52**, 406.

³ Gibbs, *Ber.* 1871, **4**, 280.

⁴ Leidié, *Bull. Soc. Chem.* 1902, [3], **27**, 936; see also Miolati, *Atti. R. Accad. Lincei.* 1902, [5], **11**, ii. 151.

⁵ *Annalen*, 1861 **117**, 357.

Barium Iridicyanide, $Ba_3[IrCy_6] \cdot 18H_2O$.—In order to prepare this compound the crude potassium salt is precipitated with copper sulphate, and the precipitate decomposed with baryta water. It forms hard, transparent, probably tetragonal crystals, which effloresce on exposure, are easily soluble in water, and are attacked with difficulty by acids.

AMMONIACAL DERIVATIVES OF IRIDIUM.

631 Iridium forms ammoniacal derivatives corresponding to iridious chloride, $IrCl_2$, and iridic chloride, $IrCl_4$, which are analogous to the corresponding platinum compounds (p. 1368). It also forms an extended series¹ of compounds corresponding to the trichloride, $IrCl_3$, which are similar to the cobaltic, chromic and rhodic compounds, and are most probably strictly analogous to these in constitution (p. 1027).

1. *Iridious Compounds*.—*Dichloro-diammine-iridium (Iridios-ammonium Chloride)*, $[Cl_2(NH_3)_2Ir]$, is obtained by heating a solution of iridious chloride with an excess of ammonium carbonate and neutralising the solution with dilute hydrochloric acid. It is a yellow granular body, insoluble in water. The corresponding hydroxide is not known, and of the other salts only the *sulphato-compound*, $[SO_4(NH_3)_2Ir]$, has been prepared. This is obtained by heating the chloride with sulphuric acid when an easily soluble orange-coloured crystalline powder is formed.

Tetrammine-iridium Dichloride (Iridiodiammonium Chloride), $[(NH_3)_4Ir]Cl_2$, is obtained by prolonged boiling of the preceding chloride with excess of ammonia. On cooling, a whitish precipitate separates, and this is decomposed by boiling water with evolution of ammonia. The hydroxide has not been prepared. The *sulphate* can be obtained from the chloride, and crystallises in rhombic prisms, which are easily soluble in hot water and deflagrate on heating.

2. *Iridic Compounds*.—*Dichloro-tetrammine-iridium Dinitrate (Irididiammonium Chloronitrate)*, $[Cl_2(NH_3)_4Ir](NO_3)_2$, is formed when concentrated nitric acid is gradually added to dichloro-diammine-iridium. It dissolves in hot water and crystallises in lustrous laminæ. If an excess of hydrochloric acid be added to

¹ Palmaer, *Ber.* 1889, **22**, 15; 1890, **23**, 3810; 1891, **24**, 2090; *Zeit. anorg. Chem.* 1895, **10**, 320; 1896, **13**, 211.

a solution of this compound, the *chloride* is precipitated, crystallising from boiling water in violet octahedra. Silver nitrate precipitates only the half of the chlorine which it contains. Sulphuric acid converts the nitrate into the corresponding *sulphate*, $[\text{Cl}_2(\text{NH}_3)_4\text{Ir}]\text{SO}_4$, which crystallises in fine greenish needles.

3. *Iridium Sesqui-compounds*. — *Hexammine-iridium trichloride*, $[(\text{NH}_3)_6\text{Ir}]\text{Cl}_3$, is prepared by heating the following compound with ammonia at 140° and crystallises in colourless prisms.

Chloro-pentammine-iridium dichloride (Purpureo-iridium chloride), $[\text{Cl}(\text{NH}_3)_5\text{Ir}]\text{Cl}_2$, is produced by the action of ammonia on ammonium iridichloride and forms yellowish-brown octahedral crystals, but has also been obtained as a flesh-coloured crystalline powder. Silver nitrate only precipitates two-thirds of its chlorine.

A large number of other pentammine-iridium derivatives have been described, as well as aquo-pentammine, tetrammine, and triammine compounds.

DETECTION AND ESTIMATION OF IRIIDIUM.

632 Ammonium chloride produces, in a tolerably concentrated solution of iridium, a dark-red crystalline precipitate, and the dark colour sometimes observed in the corresponding platinum precipitate indicates the presence of iridium in this metal. Iridium is also distinguished from platinum by the formation of a colourless solution of potassium iridichloride when caustic potash is added to the chloride of the metal, and on exposure to the air this colourless solution first becomes red-coloured, and afterwards blue. Sulphuretted hydrogen decolorises the solution of an iridic salt with separation of sulphur, whilst the brown sulphide, soluble in ammonium sulphide, is precipitated.

Iridium, like platinum, is always estimated quantitatively as the metal.

The Atomic Weight of iridium was determined by Berzelius by igniting potassium iridichloride in hydrogen, the result of a single experiment being 196.5. Seubert,¹ in 1878, working with carefully purified material, obtained the number 191.57 by

¹ *Ber.* 1878, 11, 1770.

the analysis of the same salt, whilst the ignition of the ammonium salt gave the higher number 191.93. Joly,¹ in 1890, by the analysis of the potassium and ammonium iridochlorides, obtained the number 191.78.

The number now (1907) adopted is 191.5 (H=1), 193.0 (O=16).

PLATINUM. Pt = 193.3 (H = 1).
= 194.8 (O = 16).

633 This metal appears to have been first observed in the sixteenth century; for Scaliger, who died in 1558, in his work *Exercitationes Exotericæ de Subtilitate*, combated the views of Cardanus that all metals are fusible; for, he adds, in the mines of Mexico and Darien a metallic substance is found "quod nullo igni, nullis Hispanicis artibus, hactenus liquescere potuit." As platinum occurs in the above districts it appears very probable that this was the metal here referred to. Indeed the metal seems to have been used long before this date, for an alloy containing platinum together with gold and iridium has been found composing some of the hieroglyphs on an Egyptian box discovered at Thebes, dating from the seventh century B.C.²

It was not, however, until the eighteenth century that platinum attracted general attention, and this time many chemists occupied themselves diligently with the subject. The first of these was Don Antonio de Ulloa, who took part in the French Expedition of 1735 which had for its object the measurement of an arc of the meridian on the equator. In 1748 he published his *Relacion Historica del Viage a la America Meridional*, in which he describes an unworkable metallic mineral which even makes gold ore useless if it occur mixed with it in large quantities. William Brownrigg³ was the first to describe native platinum as a compact metal. He had obtained it nine years previously from Charles Wood, who had brought some samples of it from Carthagena in Granada to Jamaica, and thence to England. Brownrigg termed it a semi-metal. It was afterwards more exactly examined by Scheffer, who describes it in the *Memoirs of the Stockholm Academy* in 1752 with the title "On White

¹ *Compt. Rend.* 1890, 110, 1131.

² Berthelot, *Compt. Rend.* 1901, 132, 729; *Ann. Chim. Phys.* 1901, [7], 23, 5.

³ *Phil. Trans.* 1750 584.

gold, or the seventh Metal, termed in Spanish 'platina del Pinto,' that is, small silver of Pinto, *platina* being the diminutive of *plata*, the Spanish for silver. The name of del Pinto was added because it was first found in the auriferous sand of that river. Scheffer describes the insolubility of platinum in nitric acid, and was acquainted with the facts that aqua regia dissolves it and that it is precipitated from the solution by mercury. He also states that it is infusible at the strongest heat of a furnace, but that it can be alloyed with other metals, and that it may be fused by the help of arsenic. He declares the new body to be a true metal, and, on account of its unalterability, believes it to be a noble one, and suggests that it may be used for the specula of telescopes. In 1754, Lewis¹ published a series of researches on platinum, and in 1757 the investigations of Marggraf were communicated to the Berlin Academy. Amongst the most important of his observations was that which has since proved of such service to analytical chemistry, that platinum solution produces with the salts of the alkalis an orange-yellow precipitate, with the exception of that of the mineral alkali soda, with which it produces none. Next came Macquer and Beaumé's researches on platinum, which were published in the Memoirs of the Paris Academy for 1758. The most important new fact observed by these chemists was that platinum can be fused in the focus of a powerful burning-glass. Besides this, the paper in question contains the information that platinum had hitherto been so rare a substance, because the Spanish Government had forbidden its exportation, inasmuch as gold could be alloyed with a considerable quantity of the new metal without its colour being sensibly changed, thus giving rise to the possibility of fraud. Further investigations were made by Cronstedt in 1764 and by Bergman in 1777, the latter chemist explaining the nature of the changes which occur when a platinum solution is treated with the alkalis. Count von Sickingen, at that time the representative of the Palatinate at the Court of Paris, worked diligently on the subject of platinum, and was the first in 1772, to prepare platinum foil and platinum wire, and to show that this metal when alloyed with silver dissolves in nitric acid. His experiments were communicated to the Academy in 1778, and in 1782 the same researches were described in a pamphlet which appeared in German with the title *Experiments*

¹ *Phil. Trans.* 1754, 638.

on *Platinum*. The whole of the preceding researches, as well as many of those carried on at a later time, were made with South American platinum.

In 1819 grains of a white metal were discovered in the auriferous sands of the Urals, but it was not till 1823 that platinum was detected in this substance. This discovery gave rise to the Scientific Expedition to the Urals undertaken by Humboldt, G. Rose and Ehrenberg, in 1829.

With the exception of *sperrylite*, PtAs_2 , found in small quantities in the nickel-copper ores of Ontario,¹ platinum occurs in the native state, but native platinum is very seldom pure, the purest specimens having been found in Brazil together with grains of palladium. The usual platinum "ore," as it is termed, contains all the metals of this group together with iron, copper, titaniferous iron ore, &c. It is sometimes, though seldom, found crystallised in cubes and octahedra, but more usually occurs in rounded or flattened grains, or sand having a metallic lustre, and occasionally in large rounded nuggets, both forms occurring in river sand or detritus. Some of the more important localities from which platinum is obtained are Choco near Popayan, the gold-washings of the Pinto in the province of Antioquia in Columbia, and Minas Geraes in Brazil. In the Urals, it is found in alluvial deposits at Nischnetagilsk and Geroblagodat. Platinum likewise occurs in the Notoos Mountains in Borneo, and in Haiti, Peru, California, India, and Australia, especially in New South Wales, where it is now being worked. It is also found in small quantities in the sands of various rivers, occurring in the Rhine, and in streams in Wicklow, North Carolina, and Canada East. The largest mass which has yet been obtained is that in the Demidoff Cabinet in St. Petersburg, weighing 7.837 kilos. In the Urals platinum is found together with chrome-iron ore in serpentine, whilst in the Brazils it occurs with gold in syenite. Many common minerals such as dolomite, heavy spar, and fahl ore, &c., contain traces of platinum, and this explains the occurrence of the metal in the sands of so many rivers. It is also found in small quantities in most of the ores of lead and silver, and it is usually contained with palladium in small quantities in all silver, whilst its presence has been observed in meteoric iron.²

¹ Walker, *Zeit. Kryst. Min.* 1896, 25, 561; *Amer. J. Sci.* 1896, [4], 1, 110; Wells and Penfield, *Amer. J. Sci.* 1902 [4], 13, 95; Dickson, *Amer. J. Sci.* 1903 [4], 15, 137.

² Davison, *Amer. J. Sci.* 1899 [4], 7, 4.

The following table contains a series of analyses of various platinum ores by Deville and Debray :¹

Locality.	Choco (S. America).	California.	Australia.	Urals.
Platinum	86.20	85.50	61.40	76.40
Gold	1.00	0.80	1.20	0.40
Iron	7.80	6.75	4.55	11.70
Iridium	0.85	1.05	1.10	4.30
Rhodium	1.40	1.00	1.85	0.30
Palladium	0.50	0.60	1.80	1.40
Copper	0.60	1.40	1.10	4.10
Osmiridium	0.95	1.10	26.00	0.50
Sand	0.95	2.95	1.20	1.40
	100.25	101.15	100.20	100.50

The body termed osmiridium is an alloy of osmium and iridium which is not attacked by aqua regia, and the sand contains quartz, chrome-iron ore, hyacinth, spinel, and titanite iron ore.

634 *The Metallurgy of Platinum.*—The infusibility of platinum, as well as its power of withstanding the action of many of the most powerful reagents, rendered it desirable that this metal should be employed for the manufacture of vessels for chemical use. In 1784 Achard mentioned that the substance obtained by fusing arsenic and platinum together leaves, on ignition, a residue of malleable platinum, and in this way he prepared what was in all probability the first platinum crucible. This method was employed from the year 1787 in Paris, where Janetty was celebrated for his platinum work. Platinum vessels were, however, then and for some time afterwards so expensive and difficult to obtain, that in the year 1801 G. Rose and Karsten, for want of a platinum crucible, were unable to examine the statement of Guyton de Morveau and Desormes that potash consists of lime and hydrogen, and soda of magnesia and hydrogen.

In the year 1800 Richard Knight² published a method for

¹ *Ann. Chim. Phys.* 1859 [3], 56, 449. See also Martin, 16th *Ann. Rept. U. S. Geol. Survey for 1894-5*, Pt. III. 1895, 628

² *Tilloch's Phil. Mag.* 1803. 16. 1.

preparing malleable platinum. This consisted in dissolving the crude platinum, precipitating the solution with sal-ammoniac, stamping the dried precipitate of the double chloride of platinum and ammonium into a conical mould made of fire-clay, and igniting the whole. In this way platinum is obtained as a coherent metallic mass, which can then be worked up. In 1822 a similar method was described by Barrual; but for many years before this, in fact from 1800 to 1809, a relative of a present member of the well-known firm of Messrs. Johnson, Matthey and Co. was employed in working on platinum, and had discovered (whether independently of Knight is uncertain) a method for consolidating the sponge, which was afterwards elaborated by Wollaston and described by him in the Bakerian Lecture¹ for 1828. This, although identical in the main features with Knight's process, is distinguished from it in several important particulars, and is the process by which platinum was manufactured up to the year 1859, when Deville's process came into use.² Wollaston in the first place pointed out the necessity of heating the double chloride very gently at a temperature just sufficient to expel the whole of the ammonium chloride and to occasion the particles of platinum to cohere as little as possible, for on this depends the ultimate ductility of the product. The metallic powder thus obtained must be rubbed between the hands of the operator so fine as to pass through a fine lawn sieve. After having been well levigated, the uniform mud or pulp is pressed whilst cold into a brass barrel and strongly compressed by a powerful lever. The cake of platinum can be easily removed, owing to the conical form of the barrel, and is so hard that it can be handled without danger of breaking. It is then placed on a charcoal fire, and heated to redness to drive off moisture and to give it a greater degree of cohesion. After this it is heated in a wind furnace to the most intense heat that can be obtained. After ignition for about twenty minutes, the cake is removed from the furnace and placed upright on an anvil, and struck when hot with a heavy hammer. The ingot of platinum thus obtained may be drawn into wire or submitted to any of the processes of which the most ductile metals are capable.

The easy method thus proposed for working up platinum has had a great influence on the progress of chemistry. The

¹ *Phil. Trans.* 1829, p. 1.

² *Ann. Chim. Phys.* 1859 [3], 56, 484.

present generation of chemists can scarcely understand the difficulties with which their predecessors had to contend, unable, as they were, to use either platinum crucibles, basins, retorts, or platinum foil or wire. In his *Letters on Chemistry* Liebig says:

“ Without platinum it would be impossible, in many cases, to make the analysis of a mineral. The mineral must be dissolved and it must be first rendered soluble, or prepared for solution. Now, vessels of glass, of porcelain, and of all non-metallic substances are destroyed by the means we employ for that purpose. Crucibles of gold and silver would melt at high temperatures. But platinum is cheaper than gold, harder and more durable than silver, infusible at all temperatures of our furnaces, and is left intact by acids and alkali carbonates. Platinum unites all the valuable properties of gold and of porcelain, resisting the action of heat, and of almost all chemical agents. Without platinum the composition of most minerals would have yet remained unknown.”

Platinum apparatus is also employed on a large scale and with great advantage in the chemical industries; thus, for example, in the manufacture of sulphuric acid, and in the parting of the noble metals. The first platinum apparatus for concentrating sulphuric acid, weighing 423 ounces, was made in London in 1809 by Messrs. Johnson, Matthey and Co., who since that time have furnished platinum vessels for all parts of the world.

The application of the oxy-hydrogen blowpipe for fusing large masses of platinum proposed first by Hare¹ has exerted a great influence on the progress of the platinum industry. Hare succeeded in fusing 971 grams of platinum, as well as large quantities of iridium and osmium. This method was improved upon by Deville and Debray,² whose investigations on the platinum metals have been of great service to the general progress of chemical industry. The means employed by these chemists for fusing platinum, and now employed on the large scale by most of the platinum manufacturers, consists in the use of two well-fitting lumps of quick-lime. The upper one has a hole drilled through the middle for the introduction of the blowpipe, whilst a side opening permits the escape of the products of combustion and serves as an outlet for the molten metal. Instead of hydrogen, common coal-gas is usually

¹ *Phil. Mag.* 1847 [3], 31, 356.

² *Ann. Chim. Phys.* 1859 [3], 56, 385.

employed. This is allowed to enter through the tube H, Fig. 254, whilst the oxygen enters at O. The upper portion of the blowpipe consists of copper and the lower of platinum. Lime is used for the crucible, because it stands a high temperature well, and at the same time it absorbs the slags of the oxides of iron and silicon and other materials which are formed during the operation. The introduction of this process induced chemists to seek for a cheap method of preparing oxygen on the large scale, whilst by means of the oxy-hydrogen blowpipe Messrs. Johnson, Matthey and Co. have succeeded in effecting a most important improvement in the metallurgy of platinum,

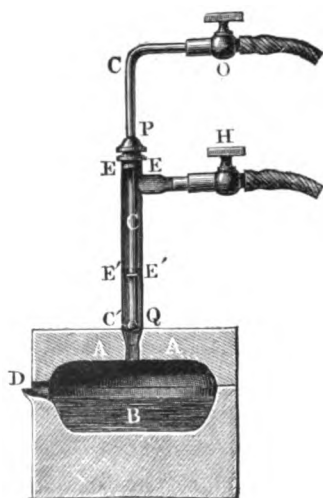


FIG. 254.

viz. that of soldering platinum by itself (autogenous soldering), instead, as was formerly the case, of soldering with gold.

Most of the platinum of commerce is obtained from the Urals in Russia, by a process of concentration by washing, similar to the manner in which alluvial gold is extracted. The crude platinum thus obtained is in the form of fine particles, grains and scales; nuggets are also occasionally met with, and a little gold is also generally present. This gold is extracted from the crude platinum by amalgamation, the material being rubbed with mer-

cury in a disk made of wood, iron or porcelain. The crude platinum which remains may be treated by a dry or a wet method.

Deville and Debray elaborated two methods¹ for treating this crude platinum in the dry way. According to the first of these, the ore is repeatedly melted in a vessel made of lime. In this way an alloy of platinum with iridium and rhodium is obtained. This method is especially applicable to the fusion of old platinum vessels, inasmuch as all the impurities, such as sulphur, phosphorus, iron, gold, lead, &c., which occur in the scrap-platinum, are either volatilised or absorbed by the lime. The second method depends on the fact that

¹ *Ann. Chim. Phys.* 1859, [3], 56, 385; 1861, 61, 5.

lead can be alloyed with the platinum metals but not with osmiridium. These processes have, however, not met with much success in practice, inasmuch as there is no guarantee that the platinum thus prepared does not contain, in addition to the iridium and rhodium, which are harmless constituents, other admixtures, or that the metal thus obtained is homogeneous.

Hence, up to the present time, wet methods have been more largely used. The following process is adopted in the German works of Heräus in Hanau.¹ The raw ore is treated in glass retorts under a pressure of twelve inches of water with a mixture of 1 part of aqua regia and 2 parts of water. The solution is evaporated to dryness, and the dried mass heated to 125°, at which temperature the palladium and rhodium salts are reduced to lower chlorides. The clear aqueous extract acidified by hydrochloric acid is then precipitated with ammonium chloride, the pure double chloride of platinum and ammonium being thrown down, whilst the corresponding iridium salt is obtained on evaporating the mother-liquor. The solution remaining after precipitating the platinum salt is treated with scrap-iron, when the other metals are thrown down, and the precipitate, from which the excess of iron has been dissolved by hydrochloric acid, is again treated with aqua regia, and from this solution a new portion of platinum and iridium thrown down. The mother-liquors, as well as the residue left on dissolving the ore in aqua regia, contain the metals palladium, rhodium, ruthenium, osmium, and iridium. The spongy platinum obtained by igniting the double chloride of platinum and ammonium is then pressed, broken up in pieces, and fused with an excess of oxygen in a lime crucible.

The process employed in Russia is very similar to the foregoing. The crude platinum is dissolved in aqua regia in porcelain basins set on a sand-bath. The solution is repeatedly evaporated with hydrochloric acid until all nitric acid has been removed, the aqueous solution then filtered and the filtrate treated as described above.²

Most of the platinum which occurs in commerce is not pure but contains, like Russian platinum coin, 2 per cent. of iridium. This alloy is especially valuable for the preparation of chemical vessels, inasmuch as it is less readily attacked by acids than pure platinum.

¹ Philipp, *Ber. Entw. Chem. Ind.* 1, 999.

² *Mineral Industry*, 1897, 6, 551.

635 *Preparation of Pure Platinum.*—In order to prepare pure platinum various methods have been proposed. Deville and Debray¹ have prepared it on a large scale by the following process. The metal, which contains iridium and rhodium, is fused with from six to ten times its weight of lead, the mass after cooling treated with nitric acid, and the residue treated with dilute aqua regia, when a crystalline alloy of iridium, ruthenium, and iron remains behind, whilst lead, platinum, and some rhodium go into solution. This latter is treated with ammonium chloride, the double chloride $(\text{NH}_4)_2\text{PtCl}_6$ being thrown down in a finely-divided amorphous state and almost white, whilst the rhodium is kept in solution. The precipitate is washed with water containing hydrochloric acid, ignited, and the residual platinum fused in a lime crucible. When fused the supply of gas is suddenly stopped, so that the metal solidifies from the outside inwards, and in this way the formation of bubbles in the metal is avoided.

According to G. Matthey,² the preparation of pure platinum is a matter of great difficulty. His process is, to begin with, similar to that already described, but he evaporates down the aqua regia solution, and then adds pure sulphuric acid to the residue in order to convert any lead which may remain in solution into the insoluble sulphate. The platinichloric acid is then dissolved out by water and precipitated by a mixture of ammonium chloride and common salt; this latter being added because the ammonium platinichloride is less soluble in a solution of common salt than in water. The liquid is then heated to 80° and allowed to stand for some days in order that the precipitate may become denser. This is then repeatedly washed with a solution of ammonium chloride, and at last with distilled water acidified with hydrochloric acid. The washed precipitate is then dried and mixed with potassium bisulphate, to which a small quantity of ammonium bisulphate has been added. The mixture is then heated to dark redness in a platinum basin. On boiling the mass with water, potassium sulphate and potassium rhodosulphate dissolve, leaving pure platinum behind.

The production of platinum from the Ural mines, which are now almost the only source of the metal, has been subject to great variations. In 1825, when the mines were first opened, only 361 pounds were produced. In 1827 the experiment of

¹ *Compt. Rend.* 1875, **81**, 893.

² *Proc. Roy. Soc.* 1879, **28**, 463.

coining with platinum was tried at the St. Petersburg mint, pieces of 3, 6, and 12 roubles being produced. The coinage of platinum was, however, soon abandoned (in 1844), and the coins in circulation were withdrawn, owing to the very considerable variations which the price of the metal underwent from year to year and the impossibility therefore of fixing a permanent monetary value upon the coin. The total value coined amounted to 4,146,504 roubles, and the annual amount produced towards the close of the period in which the metal was coined reached 7,716⁴ pounds. It afterwards declined, but subsequently increased, owing to the large demand for the metal occasioned by the widespread introduction of electric lighting, the metal being employed in the construction of incandescent lamps. In 1893 the production reached the amount of 11,196 pounds.

During recent years the supply of platinum has not been equal to the increase in demand; Russia is still the chief source of the metal, and the scarcity is partly due to the local difficulty of securing the necessary mining labour, and also to the diminution of yield in the richer mines. The average output of the Russian mines was, for the years 1893 to 1898, 12,050 lbs. per annum; for the years 1899 to 1904, 12,600 lbs., whilst during the year 1905, 14,050 lbs. were produced. There is, however, a small production of platinum in the United States, between 100 and 200 troy ounces being produced per annum; Columbia also produced 800 lbs. during 1904.

Platinum is also largely used for the construction of chemical apparatus employed both in the laboratory and the works, for protecting other metals (platinising), and, in the form of its salts, for the preparation of photographic prints.

636 Properties.—Pure platinum has a tin-white colour, is soft like copper, has a specific gravity of 21·4136–21·4317 (Kahlbaum),¹ and is the most malleable of metals after gold and silver. Like iron, it can be readily welded at a white-heat. It melts² at 1710° as determined by a resistance thermometer, whereas higher temperatures, 1753–1789°, are indicated by the optical pyrometer method.³ An extremely fine wire can be melted in the flame of a Bunsen burner; but in large masses it is infusible

¹ *J. Chim. Phys.* 1904, 2, 537.

² Harker, *Proc. Roy. Soc.* 1906, 76, A, 235.

³ Waidner and Burgess, *Bull. U.S. Bureau Stand.* May, 1907; Holborn and Valentiner, *Ann. Phys.* 1907, 22, 1.

even at the highest temperature of a blast-furnace, although a small piece of the metal may be melted in such a furnace.¹ It can, however, be fused in the oxy-hydrogen flame. When large masses of the molten metal are quickly cooled they exhibit the phenomenon of "spitting" so characteristic of silver.

Platinum is stated to volatilise below its melting point and cubic or octahedral crystals of the metal have been found in the neighbourhood of the platinum electrodes in electric furnaces.² According to Hulett and Berger³ it begins to volatilise at 800° in air, whilst it is unchanged at this temperature in the absence of oxygen, and this phenomenon has been attributed to the formation at high temperatures of a volatile oxide which undergoes decomposition at lower temperatures. It can be distilled in the electric furnace.⁴

Tubes made from fused and hammered platinum allow hydrogen to pass through them at a strong red-heat in larger quantity than is the case with caoutchouc membranes at the ordinary temperature. This property depends upon the fact that the red-hot metal has the power of absorbing hydrogen (Vol. I., p. 153), taking up 3·8 volumes of the gas, which it gives off on heating in a vacuum, the surface of the platinum becoming in this case covered with bubbles.⁵ The same phenomenon is noticed when platinum foil is employed as the negative pole in the electrolysis of water, the absorbed hydrogen being again given off when it is converted into the positive pole.

In January, 1817, Sir Humphry Davy communicated the fact to the Royal Society that mixtures of oxygen or air with hydrogen, carbon monoxide, ethylene, vapour of alcohol, vapour of ether, and other easily inflammable gases or vapours, are capable of bringing about the incandescence of a warmed platinum wire,⁶ and that then these mixtures either combine slowly or in some cases quickly, and even with explosion. This now well-known phenomenon is thus described by Davy: "A temperature much below ignition only was necessary for producing the curious phenomenon, and the wire was repeatedly taken out and cooled in the atmosphere till it ceased to be

¹ Meyer, *Ber.* 1896, **29**, 850.

² Guntz and Bassett, *Bull. Soc. Chim.* 1905, [3], **33**, 1306.

³ *J. Amer. Chem. Soc.* 1904, **26**, 1512.

⁴ Moissan, *Compt. Rend.* 1906, **142**, 189.

⁵ See also Winkelmann, *Ann. Phys.* 1901 [4], **6**, 104; 1902 [4], **8**, 388; 1906 [4], **19**, 1045.

⁶ *Phil. Trans.* 1817, p. 77.

visibly red, and yet when admitted again it instantly became red hot." In the following year Erman observed that it was only necessary to warm the platinum wire to 50° to enable it to bring about this combination.

In 1820 Edmund Davy showed that the black powder deposited when a platinum solution is precipitated by sulphurated hydrogen, the precipitate dissolved in nitric acid, and the liquid thus obtained mixed with its own volume of alcohol, possesses the property, when moistened with spirits of wine, of becoming ignited in the air. Two years later Döbereiner observed that spongy platinum, obtained by the ignition of the double chloride of platinum and ammonium, exhibits the same phenomenon when gently warmed with alcohol. In 1823 the same chemist noticed that when hydrogen is allowed to pass over spongy platinum in presence of air the hydrogen gas is ignited, and upon this was founded the well-known Döbereiner's Hydrogen Lamp.¹ Faraday afterwards showed that chemically clean platinum acts in a similar way. The circumstances under which platinum and certain other metals exhibit this action were investigated by Thénard and Dulong in a research published in the same year.

In order to exhibit this action Davy's glow-lamp is used (Fig. 255). It is fed with a mixture of alcohol and ether, or



FIG. 255.



FIG. 256.

with methyl alcohol; this is ignited in order to heat the spiral of platinum wire to redness. The flame is then blown out, and the mixed vapours of alcohol and ether rising from the moist wick are oxidised, and thus the spiral is kept brightly incandescent. The same phenomenon can be observed if a spiral of platinum wire be hung in a small test-glass (Fig. 256), into which a little ether has been poured. Another mode of

¹ *Schw. J.* **42**, 60; *Tilloch's Phil. Mag.* 1825, **65**, 150.

showing the same experiment is to heat a small piece of platinum foil in the flame of a Bunsen burner, and then quickly to extinguish the flame, allowing the gas to escape. The foil soon begins to glow, and if it be placed near the burner it becomes hot enough to re-ignite the gas; if further removed the foil continues to glow, but the gas is not ignited.

Spongy Platinum, first prepared by E. Davy, is very finely-divided metallic platinum, which possesses a very large surface compared with its mass, and is able to condense large quantities of oxygen. This substance is frequently employed as an oxidising agent, and may be readily prepared by gently heating the double chloride of platinum and ammonium. It then forms a porous mass, which, when heated strongly, becomes denser, and assumes a metallic lustre under the burnisher.

Platinum Black.—This form of platinum was also discovered by E. Davy, who, however, misled by certain accidental impurities, considered it to be a platinum nitrite. It is to Liebig¹ that we owe the discovery of this error, and also a description of a good method for the preparation of the substance. This consists in warming a solution of platinum dichloride in potash with alcohol. Thus obtained it is a soft black dull powder, which soils any surface on which it is rubbed. When thoroughly freed from alcohol by boiling with water, and dried in a vacuum over sulphuric acid, it absorbs oxygen from the air so rapidly that the mass becomes red-hot. Platinum black is also obtained by dissolving alloys of platinum with other metals, such as copper and zinc, in nitric acid, when the platinum remains in the form of a black powder. This latter preparation, heated in open vessels to a temperature considerably below redness, deflagrates with a hissing noise, sometimes detonating like gunpowder. Platinum black is also obtained when platinum is precipitated by other metals from a dilute solution, or when such a solution is treated with reducing agents. Thus, for instance, if a solution of platinic chloride be allowed to drop into a boiling mixture of three volumes of glycerol and two of caustic potash of specific gravity 1.08, the black obtained possesses extremely active properties,² as does that prepared by the reduction of platinic chloride by means of formaldehyde.³ According to Liebig, platinum black absorbs more than 800

¹ *Pogg. Ann.* 1829, 17, 102.

² Zdrawkowitch, *Bull. Soc. Chim.* 1876 [2], 25, 196.

³ Loew, *Ber.* 1890, 23, 289.

times its volume of oxygen, whereas the black prepared by Mond, Ramsay, and Shields was found to contain 100 volumes of oxygen. When brought into hydrogen 310 volumes were taken up, 200 of which united with the oxygen present to form water, whilst the remaining 110 were absorbed.¹ A certain amount of occluded oxygen can, however, coexist with occluded hydrogen in platinum black. It appears probable that platinous hydroxide is formed by the absorption of oxygen, since the heat of occlusion of oxygen by the black is almost identical with the heat of formation of platinous hydroxide.² Platinum black after absorbing oxygen partially dissolves in hydrochloric acid as platinous chloride, and the difference between the loss of weight of the black and the amount of platinum in solution also corresponds to the formation of this hydroxide.³ Moreover, the black containing oxygen is able to bring about oxidising actions similar to those produced by platinous oxide, such as the liberation of iodine from potassium iodide and the oxidation of arsenious to arsenic acid.⁴ After frequent ignition in a mixture of combustible gas and air, the black becomes denser, approaching spongy platinum in its properties. Platinum black is frequently used in organic chemistry as an oxidising agent, and it has been successfully applied in place of oxide of copper in organic analysis.⁵ Platinum black also absorbs 60 volumes of carbon monoxide.⁶

Colloidal Platinum may be obtained as a dark-brown solution by passing an electric arc between platinum wires immersed in water. The solution rapidly decomposes hydrogen peroxide⁷ and is capable of causing the union of hydrogen and oxygen.⁸ It may also be prepared by means of sodium lysalbate in a similar manner to colloidal gold and silver, and on evaporating the solution and drying at 100° black glistening scales of colloidal

¹ *Proc. Roy. Soc.* 1895, **58**, 242.

² Mond, Ramsay and Shields, *Proc. Roy. Soc.* 1897, **62**, 50.

³ Engler and Wöhler, *Zeit. anorg. Chem.* 1901, **29**, 1; Wöhler, *Ber.* 1903, **36**, 3475.

⁴ See also Raschig, *Zeit. anorg. Chem.* 1906, **19**, 1748, 2083; Bredig, *Zeit. anorg. Chem.* 1906, **19**, 1748; Luther, *Zeit. anorg. Chem.* 1906, **19**, 2049.

⁵ Kopfer, *Journ. Chem. Soc.* 1877, i. 228; Dennstadt, *Ber.* 1906, **39**, 1623.

⁶ Hemptinne, *Zeit. physikal. Chem.* 1898, **27**, 429.

⁷ Bredig, *Zeit. angew. Chem.* 1898, 951; *Zeit. physikal. Chem.* 1901, **38**, 122; Bredig and von Berneck, *Zeit. physikal. Chem.* 1899, **31**, 353; Bredig and Ikeda, *Zeit. physikal. Chem.* 1901, **37**, 1; Raudnitz, *Zeit. physikal. Chem.* 1901, **37**, 551.

⁸ Ernst, *Zeit. physikal. Chem.* 1901, **37**, 448.

platinum are obtained which are soluble in water.¹ Similar solutions are obtained by reducing solutions of platinum salts with other organic reducing agents.²

Platinum is scarcely oxidised at any temperature by oxygen, water, or nitric acid. If very thin platinum foil be heated in oxygen for some weeks at 420-450° it becomes covered with a small quantity of platinous oxide, whilst platinum sponge is more quickly converted into this oxide in the same manner.³

It is appreciably attacked by sulphuric acid⁴ at 250°, although very slightly so below 200°, and dissolves to a small extent when used for the electrodes in the electrolysis of sulphuric acid, especially when alternating currents are employed.⁵ It is not attacked by sulphur alone, although action takes place if alkalis be present. These latter, as well as nitre, oxidise the metal, and for this reason fusion with alkalis or nitre ought not to be performed in platinum vessels. It dissolves in potassium cyanide solution in the absence of oxygen with evolution of hydrogen, the amount dissolved being very small in the cold but increasing on heating.⁶ Alkali cyanides should not be fused in contact with platinum, as these likewise attack the metal. It is also inadvisable to expose platinum vessels to direct contact with burning charcoal, as the silicon reduced from the charcoal-ash unites with the metal, making it brittle and liable to crack. Especially to be avoided is contact at a high temperature with compounds of the easily reducible metals, as these readily form fusible alloys with the platinum. Phosphorus and arsenic also combine with heated platinum. When platinum vessels are heated over a smoky flame, or in one in which the supply of air is insufficient to bring about complete combustion, such as the internal zone of a Bunsen burner, the surface of the platinum becomes disintegrated, probably owing to the successive formation and decomposition of compounds of the metal with carbon from the flame.

¹ Paal and Amberger, *Ber.* 1904, **37**, 124.

² Gutbier, *Zeit. anorg. Chem.* 1902, **32**, 347; *J. pr. Chem.* 1905 [2], **71**, 358; Henrich, *Ber.* 1903, **36**, 309; Garbowski, *Ber.* 1903, **36**, 1215.

³ Wöhler, *Ber.* 1903, **36**, 3475.

⁴ Conroy, *J. Soc. Chem. Ind.* 1903, **22**, 465.

⁵ Margueles, *Ann. Phys. Chem.* 1898 [2], **65**, 629; **66**, 540; Ruer, *Zeit. Elektrochem.* 1903, **9**, 235; 1905, **11**, 10; Brochet and Petit, *Compt. Rend.* 1905, **140**, 655; *Zeit. Elektrochem.* 1905, **11**, 441; Senter, *Trans. Faraday Soc.* 1907, **2**, 1.

⁶ Glaser, *Zeit. Elektrochem.* 1903, **9**, 11; Wöhler, *Ber.* 1903, **36**, 3475.

The best method of cleaning a platinum crucible is to fuse in it some potassium bisulphate (Gmelin), and in order to test whether a new platinum crucible be of proper quality it is first boiled with hydrochloric acid and afterwards with pure nitric acid. If none of the metal be dissolved the platinum is good. The surface of a platinum crucible is best cleaned by being rubbed with moistened animal charcoal.

COMPOUNDS OF PLATINUM.

PLATINUM AND OXYGEN.

637 Two oxides of this metal are definitely known, platinum monoxide or platinous oxide, PtO , giving rise to the platinous salts, and platinum dioxide or platinic oxide, PtO_2 , giving rise to the platinic salts. In addition a sesquioxide, Pt_2O_3 , and an oxide Pt_3O_4 , have been described but doubt has been thrown on their existence.

Platinum Monoxide, PtO , is obtained as a grey powder by the careful ignition of the hydroxide, or as a violet powder by igniting the compound of platinic oxide and lime (see p. 1358) and treating the residue with nitric acid. It is also probably formed to some extent as already mentioned when platinum is heated for some time in oxygen (Wöhler). When strongly heated it passes into the metal, deflagrating when heated with charcoal. It is reduced to platinum black when heated with aqueous formic acid, CH_2O_2 , with violent evolution of carbon dioxide.

Platinous Hydroxide, $\text{Pt}(\text{OH})_2$, is obtained by decomposing the dichloride with hot caustic potash. The whole of the chlorine cannot, however, be removed in this way, and if caustic soda be employed, a product is obtained from which the soda cannot be completely washed out (Liebig). It is prepared in the pure state by mixing one part of potassium platinochloride, K_2PtCl_4 , with twelve parts of water, adding the exact quantity of dilute caustic soda necessary for decomposition and heating the mixture to boiling until the alkaline solution has become neutral. The hydroxide retains its water in a remarkable manner, one sample still containing 6.6 per cent. of water after heating for several days at 405° (Wöhler).¹ It dissolves in hydrochloric, hydrobromic, and sulphurous acids, but

¹ *Zeit. anorg. Chem.* 1904, **40**, 423.

not in other oxyacids. Boiling caustic potash decomposes it into metal and the dioxide. It is an oxidising agent and acts as a weak base, of which the haloid salts as well as a few double salts of the oxyacids have been prepared.

Platinum Dioxide, PtO_2 , is obtained as a black powder by gently heating the corresponding hydroxide.

Platinum Hydroxide or *Platinic Hydroxide* is prepared by boiling a solution of platinic chloride with caustic potash, when a basic double salt is precipitated, and this is treated with acetic acid in order to dissolve out the alkali. In this way it is obtained as an almost white precipitate, which on drying becomes yellow. This is termed *platinic acid* and probably has the composition ¹ $\text{H}_2\text{Pt}(\text{OH})_6 = \text{PtO}_2, 4\text{H}_2\text{O}$ analogous to platinichloric acid, H_2PtCl_6 . Platinic hydroxide acts both as a weak base and as an acid-forming oxide. It dissolves in alkalis and the solutions deposit crystalline *platinates* such as $\text{K}_2\text{Pt}(\text{OH})_6$ isomorphous with the stannates²; they do not lose water at 100–110° and their solutions give with silver acetate a precipitate of $\text{Ag}_2\text{Pt}(\text{OH})_6$. A reddish-yellow, partially crystalline powder of the composition $\text{Na}_2\text{O}, 3\text{PtO}_2, 6\text{H}_2\text{O}$ is obtained when a clear aqueous mixture of platinichloric acid and sodium carbonate is exposed to sunshine, or when the mixture is heated for some time to 100°. The aqueous solution of the two salts may also be evaporated to dryness, and the residue boiled out with water, when a denser precipitate of the same compound is obtained having an ochre-yellow colour. A compound of the composition $\text{Na}_2\text{O}, 5\text{PtO}_2, 9\text{H}_2\text{O}$, has also been obtained (Blondel). When an excess of lime-water is added to a solution of platinic chloride and the mixture exposed to sunlight, a white or yellowish pulverulent precipitate falls down, to which the name of calcium platinate has been given,³ its composition corresponding approximately to the formula $\text{CaPt}_2\text{O}_5, \text{CaCl}_2, 7\text{H}_2\text{O}$. If the hydroxide be boiled with a solution of a polymolybdate, or a polytungstate, salts are formed of the complex acids, platinomolybdic acid, $\text{H}_3\text{PtMo}_{10}\text{O}_{36}$, and platintungstic acid, $\text{H}_3\text{PtW}_{10}\text{O}_{36}$. These acids and their salts have a yellow or greenish colour, and are crystalline.⁴

¹ Bellucci, *Atti R. Accad. Lincei*, 1903 [5], 12, ii. 635; Wöhler, *Zeit. anorg. Chem.* 1904, 40, 423; compare Blondel, *Ann. Chim. Phys.* 1905, [8], 6, 81.

² Bellucci and Parravano, *Atti R. Accad. Lincei*, 1905, [5], 14, i. 459.

³ Herschel, *Phil. Mag.* 1832 [2], 1, 58.

⁴ Gibbs, *Ber.* 1877, 10, 1384.

Platino-platinic Oxide, Pt_3O_4 , is obtained as a black insoluble powder by heating sodium platinichloride with sodium carbonate and extracting with water,¹ whilst *platinum sesquioxide*, Pt_2O_3 , is obtained as a dark-brown powder² by heating spongy platinum with sodium dioxide, neutralising the alkali, washing and drying at 450°. According to Wöhler, however, these substances are not definite oxides; only two oxides of platinum exist and these readily form colloidal solutions and retain foreign matter on precipitation.

PLATINUM AND THE HALOGENS.

638 *Platinous Fluoride*, PtF_2 , is formed when platinum wire is heated to dull redness in a current of fluorine. It is thus obtained as a deep-red coloured mass, which is very hygroscopic, and is decomposed by water slowly in the cold, more rapidly on heating. When the anhydrous substance is heated, it yields fluorine and leaves crystalline platinum.³

Phosphorus pentafluoride acts on spongy platinum at a red-heat to form volatile crystals of the formula $PF_3.PtF_2$.⁴

Platinum Monochloride, $PtCl$.—When a solution of potassium platinichloride in 10,000 parts of water is heated for some days a yellow, non-crystalline precipitate is formed which probably consists of hydrated platinum monochloride,⁵ $PtCl$.

Platinous Chloride or *Platinum Dichloride*, $PtCl_2$, is formed when platinichloric acid, H_2PtCl_6 , obtained by dissolving the metal in aqua regia and crystallising, is heated to 300°, or when spongy platinum is heated in a current of dry chlorine to between 240° and 250°. It is a greenish-grey powder, having a specific gravity of 5.87, which is not readily moistened with water, and is insoluble in this liquid. It decomposes on heating into platinum and chlorine.⁷

Platinum dichloride unites with phosphorus trichloride to form the compound $PtCl_2.PCl_3$, which is obtained by heating spongy platinum with pentachloride of phosphorus to 250°. The product is easily soluble in benzene or chloroform, and

¹ Jørgensen, *J. pr. Chem.* 1877 [2], 16, 344.

² Dudley, *Amer. Chem. J.* 1902, 28, 59.

³ Moissan, *Compt. Rend.* 1889, 109, 807.

⁴ Moissan, *Bull. Soc. Chim.* 1891 [3], 5, 454.

⁵ Sonstadt, *Proc. Chem. Soc.* 1898, 25.

⁶ Schützenberger, *Ann. Chim. Phys.* 1870 [4], 21, 351.

⁷ See Shenstone, *Journ. Chem. Soc.* 1892, 450.

crystallises from these liquids in fine brown needles. When dissolved in water and the solution evaporated in a vacuum, orange-yellow deliquescent prisms of *chloroplatinophosphorous acid*, $\text{PtCl}_2\text{P}(\text{OH})_3$, are obtained. This has an acid metallic taste, and yields a white precipitate with silver nitrate and a yellow one with lead acetate. Corresponding salts of the alkali metals have not been prepared, as hydroxides and carbonates decompose the acid.

The foregoing compound readily takes up another molecule of phosphorus trichloride, forming $\text{PtCl}_2(\text{PCl}_3)_2$, which may likewise be crystallised from chloroform or benzene in large deliquescent prisms, which melt at 160° , and when strongly heated give off phosphorus trichloride. If these be allowed to remain in contact with water at a winter temperature, or if their solution be evaporated at a low temperature in a vacuum, very deliquescent yellow needles are obtained of *chloroplatinodiphosphorous acid*, $\text{PtCl}_2\cdot 2\text{P}(\text{OH})_3$, and this readily undergoes decomposition at 12° , with evolution of hydrochloric acid, into the compound $\text{PtClOP}_2(\text{OH})_5$. This latter forms white crystals, is less deliquescent than the former compounds, and when heated to 150° is converted into a light-yellow non-deliquescent powder having the composition $\text{PtClO}_2\text{P}_2(\text{OH})_3$. The solution of this compound, like the preceding, is precipitated by silver nitrate.¹

Carbonyl Platinochlorides or *Chloroplatinites*.—When platinum chloride is heated to a temperature of 250° in a current of carbon monoxide the following compounds are formed: $\text{PtCl}_2\cdot 2\text{COCl}_2$, $\text{PtCl}_2\cdot \text{CO}$, $\text{PtCl}_2\cdot 2\text{CO}$, $2\text{PtCl}_2\cdot 3\text{CO}$. The last named is produced in largest quantity and is obtained in the pure state by boiling the crude product with carbon tetrachloride. In this way fine orange-yellow needles melting at 130° are obtained, and these when heated to from 250° to 260° in dry carbon dioxide yield the compound $\text{PtCl}_2\cdot \text{CO}$ in fine needles which melt at 194° and may be partially sublimed in a current of dry carbon dioxide at 240° , and at 300° decompose into carbonyl chloride, COCl_2 , and platinum. When this compound, or the crude product, is heated to 150° in carbon monoxide, the compound, $\text{PtCl}_2\cdot 2\text{CO}$, sublimes in white needles which melt at 142° .² All these compounds are decomposed by

¹ Schützenberger, *Bull. Soc. Chim.* 1872 [2], 17, 482; 18, 153; Rosenheim and Löwenstamm, *Zeit. anorg. Chem.* 1903, 37, 394.

² Schützenberger, *Ann. Chim. Phys.* 1868 [4], 15, 100, and 1870, 21, 325; Pullinger, *Journ. Chem. Soc.* 1891, 598.

water with separation of the metal and formation of carbon dioxide and hydrochloric acid.

639 *The Platinochlorides or Chloroplatinites.*—The solution of platinous chloride in hydrochloric acid may be regarded as *platinochloric* or *chloroplatinous acid*, $H_2[PtCl_4]$. The potassium salt is the usual starting point for the preparation of this compound and its salts.¹

Potassium Platinochloride, $K_2[PtCl_4]$.—This salt, which was first prepared by Magnus,² is easily obtained by adding moist cuprous chloride to a thick paste of potassium platinichloride, $K_2[PtCl_6]$ and water, in such quantity that a small portion remains unreduced. On cooling the filtered liquid, the greater portion of the platinochloride separates out, the mother-liquor yielding a second crop on concentration, whilst the remainder of the salt is precipitated from the last portion of the liquor with alcohol. These various crops are then washed with alcohol and the pure salt obtained by recrystallisation from hot water. It forms soft rose-coloured crystalline fibres. It may also be prepared by reducing a hot solution of platinichloric acid with sulphur dioxide until a sample gives no precipitate with ammonium chloride, and then adding a hot solution of potassium chloride. On cooling potassium platinochloride separates out and is washed with alcohol and dried in absence of light.³ When the requisite quantity of platinichloric acid is added to the hot saturated solution of this salt a precipitate of potassium platinichloride is formed and an almost pure solution of platinochloric acid, $H_2[PtCl_4]$, is obtained. The same acid is produced by treating the barium salt with dilute sulphuric acid. On evaporation in a vacuum over sulphuric acid or caustic potash a solid compound separates out which dries with loss of hydrochloric acid, forming a brown amorphous mass of $H_2[Pt(OH)Cl_3], H_2O$.⁴ By dissolving oxides, hydroxides, carbonates or chlorides in the acid a series of compounds is obtained which has been fully described by Nilson.

Ammonium Platinochloride, $(NH_4)_2[PtCl_4]$.—This salt was first described by Vauquelin and afterwards by Peyronne. It crystallises from solution in hot water in large red four-sided prisms or in thin tablets.

¹ J. Thomsen, *J. pr. Chem.* 1877 [2], 15, 294.

² *Pogg. Ann.* 1828, 14, 241.

³ Klason, *Ber.* 1904, 37, 1360.

⁴ Nilson, *J. pr. Chem.* 1877 [2], 15, 260.

Most of the other platinum chlorides crystallise with water in fine red or brown crystals which are often deliquescent; some, such as the silver salt, $\text{Ag}_2[\text{PtCl}_4]$, and the lead salt, $\text{Pb}[\text{PtCl}_4]$, are flesh-coloured precipitates.

Platinic Chloride or *Platinum Tetrachloride*, PtCl_4 .—When metallic platinum is heated in a current of chlorine it is attacked, and this compound is slowly formed. The action diminishes when the temperature is raised, as the tetrachloride decomposes into metal and chlorine at 500° . If, however, the temperature be raised to $1,300^\circ$, the formation of tetrachloride recommences; and if an excess of chlorine be employed and the temperature raised to $1,700^\circ$, the action becomes rapid and a yellow sublimate of tetrachloride is deposited.¹ The same reaction occurs if a spiral platinum wire be heated by an electric current nearly to its melting-point in a stream of chlorine. At the thick end of the wire crystals of metallic platinum are deposited. These are not formed owing to any volatility of the metal, but are produced by the alternate production and decomposition of the tetrachloride.² The anhydrous chloride is also formed when crystalline platinichloric acid is dried over sulphuric acid and then heated to 369° in a current of chlorine,³ or at 165° in a current of hydrochloric acid.⁴

By mixing solutions of aqueous platinichloric acid and silver nitrate in the proportion of one molecule of the former to two of silver nitrate, a precipitate of silver platinichloride is thrown down, which is decomposed by hot water into silver chloride and platinic chloride. The yellowish-red solution yields on evaporation over sulphuric acid fine large red apparently monoclinic crystals of the composition $\text{PtCl}_4 \cdot 5\text{H}_2\text{O}$. They are not deliquescent, and their concentrated solution is only slowly precipitated by ammonium chloride on standing.⁵ The crystals are converted by ammonia into the acid $\text{PtCl}(\text{OH})_3$.⁶ According to Miolati, platinum tetrachloride in aqueous solution is present as the dibasic acid $\text{H}_2\text{PtCl}_4(\text{OH})_2$, and salts have been prepared corresponding to this acid, which are amorphous powders.⁷

¹ Troost and Hautefeuille, *Compt. Rend.* 1887, **84**, 946; Langer and Meyer, *Pyrochem. Untersuch.*, p. 57.

² Hodgkinson and Lowndes, *Nature*, May 3, 1888.

³ Pigeon, *Compt. Rend.* 1890, **110**, 77; 1891, **112**, 1218; *Ann. Chim. Phys.* 1894 [7], **2**, 433.

⁴ Pullinger, *Journ. Chem. Soc.* 1892, 422.

⁵ Norton, *Journ. Chem. Soc.* 1872, 680.

⁶ Jørgensen, *J. pr. Chem.* 1877 [2], **16**, 345.

⁷ *Zeit. anorg. Chem.* 1900, **22**, 445; see also Kohlrausch, *Zeit. physikal. Chem.* 1900, **33**, 257.

Hydrates containing one, four, and seven molecules of water have also been prepared.

Platinichloric acid or *Chloroplatinic Acid*, $H_2[PtCl_6]$.—This compound, which is often erroneously called platinum chloride, is obtained by dissolving the metal in aqua regia and evaporating with hydrochloric acid until all nitric acid is removed. It crystallises in brownish-red very deliquescent prisms having the composition $H_2[PtCl_6], 6H_2O$. If the solution be repeatedly evaporated with aqua regia, nitrosoplatinic chloride, $(NO)_2PtCl_6$, is formed. This crystallises in small orange-coloured cubes and is very deliquescent, dissolving in water with evolution of nitric oxide.

The hydrogen in platinichloric acid can be readily replaced by metals, and thus a series of crystalline salts termed the *platinichlorides* or *chloroplatinates* is obtained, of which the most important are those of the alkali metals, their widely differing solubilities rendering them very valuable in analytical chemistry.

Potassium Platinichloride or *Potassium Chloroplatinate*, $K_2[PtCl_6]$, is thrown down, on the addition of potash or a potassium salt to the acid, in the form of a yellow crystalline precipitate which is deposited from solution in hot water in the form of small reddish-yellow octahedra having a specific gravity of 3.586. One hundred parts of water dissolve, according to Bunsen and Kirchhoff, as follows :

At 0°	10°	20°	30°	40°	50°	60°	70°	80°	90°	100°
0.70	0.90	1.12	1.41	1.76	2.17	2.61	3.19	3.79	4.45	5.18 parts.

It is insoluble in a saturated solution of potassium chloride as well as in alcohol. It dissolves in caustic potash and is precipitated from the solution on the addition of acids.

Sodium Platinichloride, $Na_2[PtCl_6], 6H_2O$, is obtained by evaporating the acid with common salt, when light-red triclinic prisms or tablets are deposited which have a specific gravity of 2.499. These become anhydrous at 100°, falling to a yellowish-red powder, which is readily soluble in water and alcohol.

Lithium Platinichloride, $Li_2[PtCl_6], 6H_2O$, crystallises in large orange-yellow plates which effloresce in the air and are easily soluble in water and in a mixture of alcohol and ether, but not in pure ether.

Rubidium Platinichloride, $Rb_2[PtCl_6]$, closely resembles the

potassium salt but is still less soluble, 100 parts of water dissolving, according to Bunsen, the following amounts :

At	20°	40°	60°	80°	100°
	0·141	0·166	0·258	0·417	0·634 parts.

Cæsium Platinichloride, $\text{Cs}[\text{PtCl}_6]$, is the least soluble of the platinichlorides of the alkali metals, 100 parts of water dissolving :

At	20°	40°	60°	80°	100°
	0·070	0·142	0·213	0·291	0·377 parts.

It forms, like the rubidium salt, microscopic glistening honey-yellow transparent octahedra.

Ammonium Platinichloride, $(\text{NH}_4)_2[\text{PtCl}_6]$, is obtained by precipitating the acid with an ammonium salt, as a lemon-yellow crystalline powder, which crystallises from hot water in orange-yellow octahedra ; these have a specific gravity of 3·0, and are indistinguishable in appearance from the potassium salt. One hundred parts of water dissolve at the ordinary temperature about 0·666, and at 100° 1·25 parts of the salt. It is not soluble either in alcohol or ether, and scarcely soluble in a solution of sal-ammoniac. On heating it decomposes without fusion, leaving pure platinum sponge behind. Other acids and their corresponding salts have been prepared which may be regarded¹ as being intermediate between platinic acid, $\text{H}_2[\text{Pt}(\text{OH})_6]$ and platinichloric acid, $\text{H}_2[\text{PtCl}_6]$, and to these compounds may be ascribed formulae such as $\text{H}_2[\text{Pt}(\text{OH})_5\text{Cl}]$ and $\text{H}_2[\text{PtCl}_5(\text{OH})]$.

Platinous Bromide, PtBr_2 , is obtained by heating platinibromic acid to 280°, and forms a brown mass which dissolves with a brownish-red colour. If boiling saturated solutions of potassium platinichloride and potassium bromide be mixed, double decomposition occurs and the potassium chloride may be separated from the *potassium platinobromide*, K_2PtBr_4 , by crystallisation. The latter forms large nearly black pyramids or brownish-red needles (Thomsen). Like the chloride it unites with carbon monoxide, forming a compound $\text{PtBr}_2\cdot\text{CO}$ (Pullinger).

Platinic Bromide, PtBr_4 .—Bromine acts upon platinum at different temperatures in the same way as chlorine. The tetra-

¹ Miolati and Bellucci, *Atti. R. Accad. Lincei*, 1900 [5], 9, ii. 140 : 1903 [5], 11, ii. 241, 271.

bromide is best obtained by heating spongy platinum with bromine and hydrobromic acid to 180° , evaporating the solution and drying the residue at 180° . It is a brownish-black deliquescent powder, nearly insoluble in water, but readily soluble in alcohol and ether, yielding a brown solution.¹ When platinum is dissolved in a mixture of nitric and hydrobromic acids, and the concentrated solution allowed to evaporate over quicklime, dark-red monoclinic prisms of *platinibromic acid*, $H_2PtBr_6 \cdot 9H_2O$, are deposited, which are very deliquescent. This compound gives rise to a series of platinibromides corresponding to the platinichlorides, most of which possess a red colour.

Platinous Iodide, PtI_2 , is formed by warming the chloride with a solution of potassium iodide. It is also formed with liberation of iodine when excess of potassium iodide is added to a solution of potassium platinichloride, and this reaction has been used as a method of estimating platinum.² It is a black powder closely resembling lamp-black in appearance.

Platinic Iodide, PtI_4 , is a black or brownish-black amorphous powder obtained by the action of hydriodic acid on a soluble platinichloride. *Platiniodic acid*, $H_2PtI_6 \cdot 9H_2O$, easily decomposes into water, hydriodic acid, and platinic iodide. The *platiniodides* are brown and possess a metallic lustre; they are soluble in water and are very unstable, giving off iodine at a temperature below 100° .

PLATINUM AND THE ELEMENTS OF THE SULPHUR GROUP.

640 *Platinum Monosulphide*, PtS , is formed when platinum sponge is heated with sulphur in a vacuum glass tube, or when platinous chloride is fused with sodium carbonate and sulphur, and the mass extracted with water. It forms a green powder or a mass of glistening needles.³ When heated in the air it decomposes, leaving a residue of platinum, and when ignited in hydrogen it yields sulphuretted hydrogen and spongy platinum.

Platinum Disulphide, PtS_2 , is formed as a steel-grey powder by heating ammonium platinichloride with sulphur to a dark-

¹ V. Meyer and Züblin, *Ber.* 1880, **13**, 404; Halberstadt, *Ber.* 1884, **17**, 2962.

² Peterson, *Zeit. anorg. Chem.* 1898, **19**, 59.

³ Debray and Deville, *Compt. Rend.* 1879, **89**, 587.

red heat. When sulphuretted hydrogen is passed through a solution of a platinic salt a black precipitate of sulphide is first formed, but this by further action of the gas becomes light-brown, from formation of hydrogen platinum sulphide, a compound which on exposure to the air again gives off sulphuretted hydrogen.

The disulphide may be obtained pure by precipitating a solution of potassium platinichloride at 90° with sulphuretted hydrogen and drying at $70-80^\circ$ in an atmosphere of nitrogen.¹

Platinum disulphide combines with basic sulphides and therefore dissolves in the sulphides of the alkali-metals.

Potassium Platinothioplinate, $K_2Pt_4S_6 = K_2S, 3PtS, PtS_2$, is obtained by fusing together platinum sponge, potash, and sulphur, and lixiviating the mass with water. It then separates in the form of hard six-sided tablets, which on heating in the air burn like tinder. Dilute sulphuric acid converts it into $H_2Pt_4S_6$, and this on exposure to air oxidises to *platinum sesquisulphide*, Pt_2S_3 , forming a steel-grey crystalline powder.

Di-sodium Platinothioplinate, $Na_4Pt_3S_6 = 2Na_2S, 2PtS, PtS_2$, is obtained in a similar way to the preceding compound, and forms pale copper-red thin crystalline needles which are converted in contact with hydrochloric acid, without alteration of form, into a reddish-brown compound, $H_4Pt_3S_6$, which oxidises extremely quickly in the air with formation of the sesquisulphide.²

A compound of the formula $PtS_{15}(NH_4)_2, 2H_2O$ has been prepared by the action of ammonium polysulphide on platinichloric acid,³ and forms large red rhombic crystals.

Potassium Platinosulphite, $K_6Pt(SO_3)_4, 2H_2O$.—A solution of potassium platinochloride becomes decolorised when warmed with acid potassium sulphite, the above salt separating out from the solution in yellowish or colourless needles. Sodium salts precipitate from this solution *sodium platinosulphite*, $Na_6Pt(SO_3)_4, 7H_2O$, in microscopic needles. *Ammonium platinosulphite*, $(NH_4)_6Pt(SO_3)_4$, is obtained by similar means.

These compounds must be regarded as salts of complex acids, since they do not show the ordinary reactions for either platinum or sulphurous acid.

Platinic Sulphate, $Pt(SO_4)_2$, is obtained as a brown mass by

¹ Antony and Lucchesi, *Gazzetta*, 1896, 26, i. 211.

² Schneider, *Pogg. Ann.* 1866, 138, 604.

³ Hofmann and Höchtlen, *Ber.* 1903, 36, 3090.

acting on the hydroxide or chloride with sulphuric acid and evaporating the solution.

Platinum Selenide.—Spongy platinum unites with selenium with incandescence when these substances are heated together, with formation of a grey infusible powder, which, when heated before the blowpipe, loses the whole of its selenium. Platinum also unites with tellurium¹ to form the tellurides, Pt_2Te , $PtTe$, and $PtTe_2$.

PLATINUM AND THE ELEMENTS OF THE NITROGEN GROUP.

641 *The Platinonitrites or Nitrito-platinites.*—These compounds are probably analogous in composition to the ammoniacal derivatives corresponding to the platinous salts (p. 1369), and behave not as double salts, but as salts of a complex acid, since they do not show the usual reactions either of platinum salts or nitrites. They were first described by Lang,² and afterwards investigated more completely by Nilson.³

Potassium Platinonitrite, $K_2[Pt(NO_2)_4]$, is obtained when solutions of potassium nitrite and potassium platinochloride are warmed together. It is deposited in the form of small glistening six-sided prisms, which dissolve in 27 parts of water at 15° , and at a higher temperature in a smaller quantity. Alkalis do not precipitate platinum oxide, and sulphuretted hydrogen does not precipitate sulphide of platinum from its solution. When the solution is allowed to evaporate spontaneously, rhombic tablets having the composition $K_2[Pt(NO_2)_4] \cdot 2H_2O$ separate out, which effloresce rapidly. It readily combines with a molecule of chlorine or bromine⁴, and forms with dry liquid nitrogen peroxide the compound $K_2Pt(NO_2)_4 \cdot N_2O_4$, and with cool concentrated hydrochloric acid the compound $K_2Pt(NO_2)_4 \cdot HCl$.⁵

Silver Platinonitrite, $Ag_2[Pt(NO_2)_4]$, is obtained when solutions of the potassium salt and silver nitrate are mixed. On recrystallising the precipitated salt from hot water, large yellow glistening monoclinic prisms are obtained, which on heating decompose with incandescence and detonation.

¹ Roessler, *Zeit. anorg. Chem.* 1897, **25**, 405.

² *J. pr. Chem.*, 1861, **83**, 415.

³ *Ber.* 1876, **9**, 1722; 1877, **10**, 934.

⁴ Blomstrand, *J. pr. Chem.* 1871 [2], **3**, 207; Vèzes, *Compt. Rend.* 1891, **112**, 616; **113**, 696.

⁵ Miolati, *Atti. R. Accad. Lincei*, 1896 [5], **5**, ii. 355.

Barium Platinonitrite, $\text{Ba}[\text{Pt}(\text{NO}_2)_4] \cdot 3\text{H}_2\text{O}$, is obtained by decomposing the silver salt with barium chloride. It crystallises from solution in hot water in colourless octahedra. If this salt be decomposed by dilute sulphuric acid, and the solution evaporated in a vacuum over caustic potash, microscopic crystals having the colour of chromium trioxide separate out; these possess, according to Lang, the composition $\text{H}_2[\text{Pt}(\text{NO}_2)_4]$. Nilson, however, was unable to obtain this compound. The solution yielded, on evaporation, a gummy mass and a green glistening residue, having the composition $\text{H}_4\text{Pt}_2\text{O}(\text{NO}_2)_8 \cdot 2\text{H}_2\text{O}$, and this on neutralisation with potash and evaporation, yielded the potassium salt, $\text{K}_4\text{Pt}_2\text{O}(\text{NO}_2)_8 \cdot 2\text{H}_2\text{O}$, in oblique four-sided glistening light-yellow tablets.

Fulminating Platinum.—E. v. Meyer has examined a series of explosive compounds obtained by acting upon ammonium platinichloride with potash, the existence of some of which was pointed out long ago by Proust and Döbereiner. Their constitution is as yet unknown; the yellow precipitate obtained on heating ammonium platinichloride with potash has the composition $\text{PtClNH}_6\text{O}_2$.¹

AMMONIACAL PLATINUM COMPOUNDS.

642 As already stated (p. 1320) the various platinum salts are capable of forming complex compounds with ammonia. The first of these compounds was obtained in 1828 by Magnus² by the action of ammonia on platinous chloride as a green insoluble salt having the empirical composition $\text{PtCl}_2(\text{NH}_3)_2$, which is usually known as Magnus' green salt. Gros³ then obtained a series of light-yellow or colourless salts by the action of nitric acid upon the green salt of Magnus. Reiset⁴ and Peyronne⁵ independently found that by the action of ammonia on Magnus' green salt, or on platinous chloride, two other series of compounds could be obtained. These were distinguished as the chlorides of Reiset's first and second bases. Peyronne showed that Magnus' salt is a platinichloride

¹ *J. pr. Chem.* 1878 [2], **18**, 305.

² *Pogg. Ann.* 1828, **14**, 204.

³ *Ann. Chim. Phys.* [2], **69**, 204.

⁴ *Ann. Chim. Phys.* 1844 [3], **11**, 417; *Compt. Rend.* 1840, **10**, 870; 1844, **18**, 1103.

⁵ *Ann. Chim. Phys.* 1844 [3], **12**, 193; 1846 [3], **16**, 462.

of the second base. Further investigations of these compounds, and theoretical speculations concerning their constitution, have been made by various other chemists.¹

The constitution of these compounds is probably similar to that of the chromium bases, and has been similarly interpreted, according to each of the two views already discussed (p. 1027). These derivatives exist in two series, in which the platinum is divalent and tetravalent respectively.

In the platinous series, the metal is capable of combining with or co-ordinating only 4 molecules or radicals to form the characteristic complex radical, and the maximum number of external acid radicals is 2, since the platinum is divalent.

In the platinic series, on the other hand, the metal, like chromium, is capable of forming a complex radical with 6 molecules or radicals, but, platinum being in these salts tetravalent, the maximum number of external acid radicals is 4, instead of 3 as in the derivatives of trivalent chromium.

It is characteristic of the platinum series that the free hydroxides from which the salts are derived are in many cases stable substances, whereas this is rarely the case in the chromium and cobalt series.

The following are the chief series of these derivatives which have been described, X and R being monovalent acid and basic radicals respectively.

PLATINOUS COMPOUNDS.

1. Tetrammine-platinous compounds, $[(\text{NH}_3)_4\text{Pt}]\text{X}_2$.
(Plato-diammine.)
2. Triammine-platinous compounds, $[\text{X}(\text{NH}_3)_3\text{Pt}]\text{X}$.
(Plato-monodiammine.)
3. Diammine-platinous compounds, $[\text{X}_2(\text{NH}_3)_2\text{Pt}]$.
(Platosammine and platosemidiammine.)
4. Monammine-platinous compounds, $[\text{X}_3(\text{NH}_3)\text{Pt}]\text{R}$.
(Platosemiammine.)

¹ Raewsky, *Ann. Chim. Phys.* 1844 [3], 12, 278; Gerhardt, *Compt. Rend.* 1850, 31, 244; Buckton, *Annalen*, 1852, 84, 220; Thomsen, *Ber.* 1870, 3, 42; Odling, *Ber.* 1870, 3, 42; Blomstrand, *Ber.* 1871, 4, 673; Cleve, *Bull. Soc. Chim.* 1867 [2], 7, 12; 1871, 15, 161; 16, 203; 1872, 17, 289; Cossa, *Journ. Chem. Soc. Abstr.* 1887, 642; 1896, ii, 251; *Ber.* 1890, 23, 2503; *Zeit. anorg. Chem.* 1891, 1, 65; Werner, *Zeit. anorg. Chem.* 1893, 3, 267; 1895, 8, 153; 1896, 12, 46, &c., &c., see also references given under chromium (p. 1031).

PLATINIC COMPOUNDS.

1. Hexammine-platinic compounds, $[(\text{NH}_3)_6\text{Pt}]\text{X}_4$.
(Drechsel's base.)
2. Pentammine-platinic compounds, Unknown.
3. Tetrammine-platinic compounds, $[\text{X}_2(\text{NH}_3)_4\text{Pt}]\text{X}_2$.
(Platin-diammine.)
4. Triammine-platinic compounds, $[\text{X}_3(\text{NH}_3)_3\text{Pt}]\text{X}$.
(Platinmonodiammine.)
5. Diammine-platinic compounds, $[\text{X}_4(\text{NH}_3)_2\text{Pt}]$.
(Platinammine and platinsemidiammine.)
6. Monammine-platinic compounds, $[\text{X}_5(\text{NH}_3)\text{Pt}]\text{R}$.
(Platinisemiammine.)

Magnus' Green Salt, $[(\text{NH}_3)_4\text{Pt}][\text{PtCl}_4]$, which is the starting-point for the preparation of these derivatives, is made by the action of ammonia on platinous chloride, and when boiled with ammonia passes into *tetrammine-platinous chloride*, $[(\text{NH}_3)_4\text{Pt}]\text{Cl}_2$.

The tetrammine salts lose ammonia when heated, thus yielding the symmetrical diammine compounds (platosammine salts), whilst the isomeric asymmetrical compounds (platosemidiammine salts) are formed by the moderate action of ammonia on the platinous salts. The platinic salts are formed by the oxidation of the corresponding platinous derivatives. The diammine compounds of both the platinous and platinic series can exist in two geometrically isomeric forms, as previously explained (p. 1029).

In addition to the classes of compounds already mentioned, several others have been described containing organic substituted ammonias in the complex radical, and also compounds, the members of which contain more than one atom of platinum. Very little is known of these latter compounds, for a detailed description of which reference must be made to the original papers.

PLATINUM AND PHOSPHORUS AND ARSENIC.

643 *Platinum and Phosphorus*.—These two elements fuse together readily. If finely-divided platinum be heated in the vapour of phosphorus it burns with evolution of light to form *platinum diphosphide*, PtP_2 , which is a bright mass with a

metallic lustre, not attacked by hydrochloric acid, but easily dissolved by ammonia (Schrötter). According to Granger¹ the phosphide Pt_3P_5 is formed at the same time, and this compound is also obtained if platinum be heated at about 600° in phosphorus vapour.

Spongy platinum and arsenic unite with incandescence. The brittle alloy, PtAs_2 , loses the whole of its arsenic on ignition. Platinum also forms brittle alloys with antimony, bismuth, and vanadium.

PLATINUM AND CARBON.

644 *The Platinocyanides.*—The potassium salt is formed when a mixture of equal parts of spongy platinum and potassium ferrocyanide is heated nearly to redness in a crucible, the mass dissolved in water, and the filtrate evaporated (Gmelin), or when platinous chloride is dissolved in potassium cyanide.² The other salts can be obtained by double decomposition.

Platinocyanic Acid, $\text{H}_2[\text{PtCy}_4]$, is obtained by decomposing the copper or mercury salt with sulphuretted hydrogen,³ or by decomposing the barium salt with dilute sulphuric acid.⁴ After evaporating to dryness, the residue is treated with a mixture of alcohol and ether, and the ethereal solution allowed to evaporate spontaneously, when fine cinnabar-red prisms, exhibiting a splendid blue colour by reflected light are obtained. These have the composition $\text{H}_2[\text{PtCy}_4] \cdot 5\text{H}_2\text{O}$. Sometimes yellowish-green crystals, having a copper-red or golden lustre, are obtained, which contain more water. When heated to 100° they become yellow and decompose at temperatures above 140° . They are deliquescent, yielding a colourless solution in alcohol; the aqueous solution decomposes carbonates with evolution of carbon dioxide.

Potassium Platinocyanide, $\text{K}_2[\text{PtCy}_4] \cdot 12\text{H}_2\text{O}$, is obtained by dissolving ammonium platinichloride together with caustic potash in a boiling concentrated solution of potassium cyanide. The liquid is boiled until no further evolution of ammonia takes place, when the salt crystallises out.⁵ This is also formed when spongy platinum is boiled with a solution of potassium

¹ *Compt. Rend.* 1896, **123**, 1284.

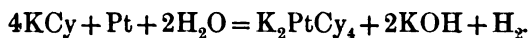
² Knop, *Annalen*, 1842, **43**, 111.

³ Quadrat, *Annalen*, 1847, **63**, 164 ; 1848, **65**, 249 ; 1849, **70**, 300.

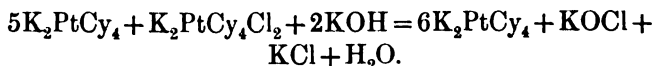
⁴ Weselsky, *J. pr. Chem.* 1856, **69**, 276.

⁵ Martius, *Annalen*, 1861, **117**, 357.

cyanide, or when a mixture of these two substances is heated at a temperature of from 500° to 600° in steam (Deville and Debray):



It forms long yellow rhombic prisms, exhibiting a blue metallic lustre by reflected light, and is very readily soluble in water. If the hot solution be saturated with chlorine, or boiled with aqua regia, colourless prisms of *potassium chloroplatinicyanide*, $\text{K}_2\text{PtCy}_4\text{Cl}_2 \cdot 2\text{H}_2\text{O}$, are obtained on evaporation. If this solution be mixed in the right proportion with potassium platino-cyanide a double salt is obtained of the composition $5\text{K}_2\text{PtCy}_4 \cdot \text{K}_2\text{PtCy}_4\text{Cl}_2 \cdot 21\text{H}_2\text{O}$, crystallising in magnificent green prisms which exhibit a copper-red lustre by reflected light and are soluble in water. This salt, which is also formed when potassium platino-cyanide is treated with a moderate quantity of chlorine, was at one time believed to be a platino-cyanide corresponding to potassium ferricyanide, as the presence of chlorine in it had been overlooked, and because in alkaline solution it acts as an oxidising agent, potassium hypochlorite being formed:



Its true composition was first pointed out by Hadow.¹

Barium Platinocyanide, $\text{Ba}[\text{PtCy}_4] \cdot 4\text{H}_2\text{O}$, was first obtained by passing hydrocyanic acid into water containing platinous chloride and barium carbonate in suspension.² It can also be readily obtained by decomposing the copper salt by baryta-water, or by adding the calculated quantity of barium hydrate and hydrocyanic acid to a solution of platinichloric acid, and treating the warm mixture with sulphur dioxide until colourless. The barium sulphate formed is filtered off and the solution cooled, when barium platinocyanide separates out and may be purified by recrystallisation from water. This method of preparation serves as a means of separating platinum from iridium, the compound of the latter metal remaining in solution.³ Barium platinocyanide forms large rhombic crystals which exhibit a green colour in the direction of the primary axis.

¹ *Journ. Chem. Soc.* 1861, 106.

² Weselsky, *J. pr. Chem.* 1856, 69, 276.

³ Bergsøe, *Zeit. anorg. Chem.* 1899, 19, 318.

whilst at right angles to this direction they appear of a sulphur-yellow colour.

Magnesium Platinocyanide, $2\text{Mg}[\text{PtCy}_4]\cdot 7\text{H}_2\text{O}$, is obtained by decomposing the barium salt with magnesium sulphate, and is one of the most beautiful salts of this group. It forms large square-based red prisms, the sides of which viewed by reflected light have a beetle-green lustre, whilst the end faces reflect blue or purple light. It crystallises from alcohol with six molecules of water in four-sided lemon-yellow tablets, having a blue reflection, and often exhibiting all shades of colour of red, blue, and green.

Many other platinocyanides besides these are known, of which several are remarkable for their splendid play of colours. Some, such as the green copper salt, are insoluble powders obtained as precipitates by double decomposition. A very characteristic reaction for the platinocyanides is that on addition of a mercurous or a mercuric salt to their solution a white precipitate is first thrown down, but on addition of more mercurous salt this becomes of a smalt-blue colour.

These salts become luminous when exposed to the Röntgen rays, and are employed for making screens by means of which the absorption of these rays may be observed.

Potassium Platinithiocyanate, $\text{K}_2[\text{Pt}(\text{SCN})_4]$, is obtained by dissolving platinum dichloride in a solution of potassium thiocyanate, or better by dissolving equal parts of potassium platinumchloride and potassium thiocyanate in the smallest quantity of water, when the mixture becomes warm, and, on cooling, the salt separates out in red microscopic prisms. When the corresponding barium salt is decomposed by dilute sulphuric acid, the free acid is obtained in solution, but this undergoes rapid decomposition.¹

Platinithiocyanic Acid, $\text{H}_2[\text{Pt}(\text{SCN})_6]$.—On decomposing the lead salt with dilute sulphuric acid, a thick dark-red very acid liquid is obtained, which decomposes carbonates, and dissolves zinc with evolution of hydrogen. On evaporation in a vacuum an indistinct crystalline mass remains behind.

Potassium Platinithiocyanate, $\text{K}_2[\text{Pt}(\text{SCN})_6]$, is obtained by adding potassium thiocyanate solution, not in excess, to a solution of potassium platinichloride and heating to boiling. The filtered solution on cooling deposits large six-sided prisms or tablets having a carmine-red colour and possessing a very

¹ Buckton, *Journ. Chem. Soc.* 1855, 22.

disagreeable taste. They dissolve in water forming such a deep-red solution that one drop of the concentrated liquid imparts a distinct colour to 100,000 parts of water. When the concentrated solution is boiled with ammonium sulphate a very similar ammonium platinithiocyanate is formed. The platinithiocyanates of the alkali-metals are soluble in water and crystallisable; those of the heavy metals are insoluble and have a yellowish- or blackish-red colour (Buckton).

DETECTION AND ESTIMATION OF PLATINUM.

645 If a platinum compound be heated on a carbonised match in the gas-flame a grey spongy mass is obtained soluble only in aqua regia. The concentrated solution yields with potassium chloride and ammonium chloride the well-known and characteristic precipitates. Sulphuretted hydrogen throws down from solutions of a platinum salt, slowly in the cold but more quickly on heating, the brown disulphide which is soluble in an excess of yellow ammonium sulphide. A solution of stannous chloride colours platinum chloride solutions dark-brown, inasmuch as platinum chloride is formed.

In the general separation of the metals platinum and gold are obtained together with arsenic, antimony, and tin. Their presence is indicated by the brown colour of the precipitate produced by hydrochloric acid in the solution in ammonium sulphide. In this case the precipitate is fused with sodium carbonate and nitre, the fused mass lixiviated with water, and the residue, which may contain the gold and platinum together with tin dioxide and sodium antimonate, is treated with zinc and hydrochloric acid when the latter two compounds are reduced to metals. The mass is first boiled with hydrochloric acid to remove the tin, and next with nitric acid and a little tartaric acid to dissolve the antimony; the residue is then treated with aqua regia, the solution concentrated and evaporated to dryness on the water-bath with an excess of ammonium chloride, and alcohol added to dissolve the gold chloride. From the alcoholic solution the gold may be readily precipitated with ferrous sulphate. The portion insoluble in alcohol may contain ammonium platinum chloride, and this on ignition will leave a residue of spongy platinum. The qualitative separation of the platinum metals by means of their sulphides has already been described (p. 1330).

An alternative method for the rapid qualitative analysis of a mixture containing these metals has been devised by Mylius and Dietz.¹ A solution of the chlorides is boiled in a retort with dilute nitric acid and the vapours passed into a solution of caustic soda. If osmium be present it is thus converted into the volatile tetroxide which forms a yellow solution in the soda and may be detected in the usual manner. The residual liquor, after extraction with ether to remove gold chloride, is then heated with ammonium acetate and formic acid for several hours in a reflux apparatus, whereby the salts of the platinum metals are reduced to the metals, and the black precipitate, after washing and drying, is heated to redness in a stream of hydrogen to remove mercury. The residue is then extracted with hydrochloric acid, mixed with sodium chloride, heated in chlorine, and the product dissolved in a little water, filtered, and ammonium chloride added so long as any precipitate forms. In this way the platinum, iridium and ruthenium are precipitated whilst the palladium and rhodium remain in solution. but the separation is not quantitative. The precipitate is dissolved in warm water, treated with hydroxylamine and again precipitated with ammonium chloride, whereby the tetrachlorides of ruthenium and iridium first formed are converted into the trichlorides which remain in solution, whilst the platinum is precipitated as ammonium platinichloride. Ruthenium and iridium are separated in the filtrate from this precipitate by evaporating to dryness, reducing to the metals in a current of hydrogen, fusing with potash and nitre, extracting with water and distilling off the volatile ruthenium tetroxide in a current of chlorine into dilute acidified alcohol. The iridium is detected in the insoluble residue by treatment with chlorine and sodium chloride and precipitation with ammonium chloride. The original filtrate containing rhodium and palladium is evaporated to dryness with excess of ammonia, the residue dissolved in the least possible quantity of ammonia and cooled, when the less soluble ammoniacal rhodium chloride separates out, and the palladium may be precipitated from the filtrate by hydrochloric acid as palladosammine chloride.

The *quantitative estimation* of platinum always takes place as metal, obtained by ignition of ammonium platinichloride, or by heating potassium platinichloride in a current of hydrogen and

¹ Ber. 1898, 31, 3191.

lixiviating the residue with water, or sometimes also by ignition of the sulphide.

The Atomic Weight of platinum was determined by Berzelius¹ by analysis of the potassium double chloride; the mean number obtained by him was 195·7; Andrews,² who employed the same method, found the atomic weight to be 196·9, but Seubert³ obtained 193·3, and Halberstadt,⁴ confirming this result, found 193·5. The value now (1907) adopted is 193·3 (H = 1), 194·8 (O = 16).

¹ *Lehrbuch*, 5te Aufl. 3, 1212.

² *Chem. Gaz.* 1852, 379.

³ *Annalen*, 1881, 207, 1.

⁴ *Ber.* 1884, 17, 2963.

THE RADIOACTIVE ELEMENTS

646 Becquerel's discovery of the radioactivity of uranium in 1896 has led to the development of an entirely new branch of scientific thought. Special methods of investigation, mainly physical in character, have been invented, and the results are of extraordinary interest and importance. Much, however, yet remains to be done before many of the conclusions hitherto drawn can be considered as established, and new and revolutionary discoveries are constantly being made. Under these circumstances only a very brief outline of the subject is here attempted.¹

647 The phenomena of the electrical discharge in an ordinary vacuum-tube containing gas at a few millimeters pressure are familiar to everyone. If the tube contain air or nitrogen, we have the negative pole, or cathode, clothed with a violet glow, quite distinct from the brick-red positive column, which occupies most of the tube. The narrow portion of the tube may be bent into any curved form—a spiral, for example—and the discharge follows all the curves. But the phenomena are quite different if the vacuum in the tube be greatly increased; the dark space which separates the cathode from the violet glow becomes much greater, and the discharge from the cathode refuses to follow convolutions of the tube, but pursues a straight course, normal to the surface of the cathode, until it strikes the glass, where it produces phosphorescence. The phenomena of such high vacua were investigated by Crookes² in 1870. He found these electric streams from the cathode to be capable of producing brilliant phosphorescence in diamonds, rubies, &c., and of throwing well-defined shadows of objects placed in their path upon the opposite wall of the tube, which

¹ A full account of the subject is given in *Radioactivity*, by Rutherford (Cambridge: The University Press, 1907), and in the valuable annual reports of the Chemical Society, written by Soddy, upon which the following account is largely founded.

² *Phil. Trans.* 1874, 164, 501; 1875, 165, 519; 1876, 166, 325.

phosphoresces all over the shadow. Further, this electric stream is capable of putting the suspended vanes into motion, and it is deflected by a magnet brought near the tube. Such an electric stream is now spoken of as consisting of "cathode rays." It was shown by Hertz that the cathode rays, though they will not pass through glass or mica, will penetrate thin metal foil, and Lenard, by constructing vacuum tubes with aluminium "windows," observed the cathode rays to pass out through the metal into the air, and there to produce phosphorescence, although the rays cannot be produced at all in air at ordinary pressure.

There is now no doubt that Crookes was right in speaking of these phenomena as belonging to a "fourth state" of matter, as something quite different from matter in either the solid, liquid or gaseous state. The cathode rays are generally recognised as streams of electrons carrying negative charges.

J. J. Thomson¹ showed, in 1897, that the cathode rays are not only deflected in a magnetic field, but are also deflected by an electric field, and this is what should occur if the rays are streams of negatively electrified particles. This investigator employed an experimental arrangement consisting of a vacuum-tube so arranged that the cathode stream passed midway between two parallel insulated plates of metal, which were respectively charged positively and negatively. When the plates were uncharged the cathode stream produced a luminous spot on the end of the tube, but when the plates were charged the displacement of the luminous spot showed that the stream had been deflected towards the positively charged plate, thus proving that the particles of which the stream consisted carried a negative charge.

By means of an electro-magnet the stream could be deflected in the opposite direction so as to bring the luminous spot back to its original position, and by measurement of the strengths of the electric and magnetic fields, data were obtained for calculating the velocity of the particles, and also the ratio of the electric charge to the apparent mass of a particle. The strength X of the electric field is V/d where V is the difference of potential of the plates, and d their distance apart. If H be the strength of the magnetic field, the force acting on a particle with charge e and moving with velocity u is Heu , and when a balance has been obtained.

¹ *Phil. Mag.* 1897 [5], 44, 293.

$$Heu = Xe. \quad . \quad . \quad . \quad (1)$$

If the magnetic field be acting alone, a particle of mass m and charge e describes a circular orbit of radius ρ , such that :

$$H\rho = \frac{mu}{e}. \quad . \quad . \quad . \quad (2)$$

From equations (1) and (2) the values of u and e/m can be determined. By measurements made in this way it has been found that the velocity of the particles varies between 10^9 and 10^{10} cms. per second. (The velocity of light is 3×10^{10} , and the velocity of the molecules of hydrogen in the gas at 0°C . 1.844×10^5 cms. per sec.) These experiments do not, however, give us the mass of a particle, but only the ratio of the charge to the mass. It follows from Faraday's laws of electrolysis that all monovalent ions in electrolysis carry the same charge, and experiment has shown that it requires 9.6×10^3 electro-magnetic units of electricity to set free one gram of hydrogen. If N be the number of atoms in one gram of hydrogen, then $Ne = 9.6 \times 10^3$, and if m be the mass of a hydrogen atom, then $Nm = 1$. Hence $e/m = 9.6 \times 10^3$ for the hydrogen ion. Simon¹ obtained an average value of 1.86×10^7 (with an average velocity of 7×10^9) for the ratio e/m for the cathode rays, and if we assume that the charge of the particles (or electrons) be the same as that of an atom of hydrogen, so that e has the same value in the two equations, $e/m = 1.86 \times 10^7$ and $e/m' = 9.6 \times 10^3$ (where m' is the mass of the hydrogen atom), then $m' = 1943m$. The mass of the particle in the cathode rays is thus about the one two-thousandth part of the mass of a hydrogen atom.

It has been mentioned that the cathode rays excite phosphorescence in the glass of the tube at the place where they impinge, or in other substances placed in the path of the stream of electric particles.

In 1895 Röntgen discovered that under these circumstances the phosphorescent glass emitted rays of a most remarkable character—the so-called X-rays—capable of penetrating such opaque substances as paper, wood, aluminium, flesh, &c., but stopped by lead, platinum, glass or bone. These rays have the power of exciting fluorescence in such substances as barium platinocyanide, and of affecting a photographic plate; so that it is possible to photograph, or by the use of a fluorescent screen, to see, the shadow of the bones in one's hand, or a coin concealed

¹ *Ann. Phys.* 1899, **69**, 589.

between the pages of a book. The X-rays are incapable of reflection or refraction or of polarisation, and they are not sensibly acted on by the magnet. They have also been found to have the power of discharging an electroscope.

In 1896 Becquerel¹ found that uranium potassium sulphate crystals were able to affect a photographic plate wrapped up in black paper. The effect was also produced through thin glass or metal, and both by uranium metal itself and by all its compounds, either in the solid state or in solution. The activity of a uranium salt enclosed in a thick lead box, and never exposed to light, was observed by Becquerel to continue undiminished for four years, and was not affected by variations of temperature from 200°C. to the temperature of liquid air. Becquerel also observed that the rays from uranium, which are known as the Becquerel rays, have the power of discharging an electroscope, whether positively or negatively charged. They are thus similar in these respects to the X-rays, but their action is feeble in comparison with that of the latter, since it requires several days' exposure to produce a marked action on a photographic plate with the Becquerel rays, whereas with the X-rays a photograph can be taken with an exposure of less than a minute.

Becquerel's discovery was followed in 1898 by the observation made independently by Schmidt² and Mme. Curie³ that the compounds of thorium and minerals containing this element also emit radiations of a similar character to the Becquerel rays. These discoveries have led to the recognition of an entirely new class of substances which possess the remarkable property of radioactivity.

Radioactive substances spontaneously emit rays possessing in various degrees the properties of cathode rays or those of X-rays. The phenomena available for the study of the radiations from such substances are:

- (a) The action on the photographic plate.
- (b) The phosphorescence produced in certain substances: *e.g.*, the platinocyanides, willemite (zinc silicate), kunzite, and Sidot's blende (crystalline zinc sulphide).
- (c) The ionisation of gases produced by the rays.

The last of these lends itself most readily to quantitative

¹ *Compt. Rend.* 1896, 122, 188, 233, 386, 452.

² *Ann. Phys.* 1898, 65, 141.

³ *Compt. Rend.* 1898, 126, 1101.

measurements, and is generally employed for measuring the degree of radioactivity possessed by a substance.

According to the theory of the ionisation of gases of J. J. Thomson and Rutherford¹ this effect is due to the production of "ions" or positively and negatively charged carriers in the gas, the rate of production being proportional to the intensity of the radiation. These ions move with uniform velocity through a uniform electric field, the positively charged towards the negative plate, and the negatively charged towards the positive plate, and their velocity is further proportional to the strength of the field. The separated ions also gradually recombine, the rate of recombination being proportional to the square of the number present. An ionised gas preserves its conducting power for some time after its removal from the

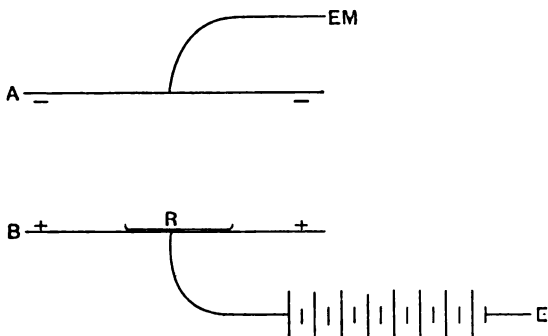


FIG. 257.

presence of the ionising agent, and may be carried in a current so as to discharge an electroscope at some distance.

The arrangement for measuring the rate of ionisation produced by X-rays or cathode rays, or due to the presence of radioactive material, is shown diagrammatically in Fig. 257.

The active material is placed at R on the lower of two insulated plates A and B, charged respectively negatively and positively by means of a battery connected to B and with the other pole earthed at E. The plate A is connected through an electrometer E.M. to earth. The gas between the plates A and B being ionised at a constant rate, if no electric field be present, the number of ions soon reaches a maximum, when the rate of production of fresh ions is exactly compensated by the rate of recombination of the ions previously formed.

¹ *Phil. Mag.* [5], 1896, 42, 392.

If, however, B be kept charged to a constant potential V , the rate at which the plate A gains in electric charge may be measured by the quadrant electrometer E.M. Positive ions travel to the negative plate A, and negative ions travel to the positive plate B, and there is thus a current through the gas, which is measured by the rate at which A rises in potential.

When V is small the current is small, but as V increases the current rapidly rises to a maximum, after which the current remains constant even when the value of V is largely increased. This condition is not always attainable in practice, a slight increase of current generally occurring with increase of V . This maximum *saturation-current* through the gas thus

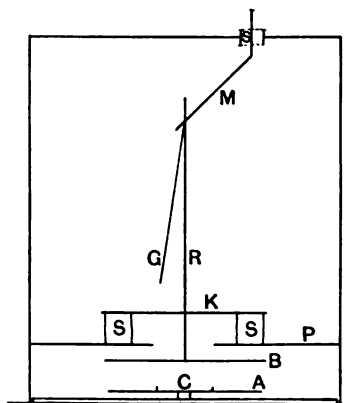


FIG. 258.

measures the charge carried by the ions produced per second by the radiation, that is, it is a measure of the radio-activity of the substance under examination. For uranium, and for substances not more than a thousand times as active as uranium, a difference of potential of 300 volts is sufficient, but for radium, and for very active substances, the plates are placed close together, and a high voltage is applied.

In nearly all cases some form of gold-leaf electrometer is used to measure the saturation current. Such an electrometer is shown in Fig. 258. A strip of gold-leaf G is attached to a vertical rod R , which is supported by the horizontal rod K , resting on two blocks of sulphur S,S , by which the system is insulated. The rod R passes through an opening in the metal plate P , and terminates in a horizontal

plate B, which is opposed to the removable plate A, on which the radio-active material C is placed. The whole is enclosed in a square metal case, and the motion of the gold-leaf is observed by means of a microscope of low power, provided with a micrometer eyepiece, through an opening in the metal case. M is a bent wire passing through an insulating plug of sulphur S in the top of the case by means of which the electroscopes can be charged. During an observation the metal case and the lower plate A are connected to earth, and the time taken for the gold-leaf to pass over a fixed part of the scale is determined, this observation being corrected for the natural leak of the instrument measured when no radioactive material is present. The measurements are generally comparative, uranium oxide being frequently employed as a standard of comparison.

In the examination of radioactive substances, and in the search for new radioactive material, the electroscopes, employed as described above, has proved an invaluable guide. Bunsen showed that 0·0000003 milligram of sodium could be detected by spectrum analysis; but for the detection of substances like radium the electroscopes is many thousand times as sensitive as the method of spectrum analysis, for by its means a substance having only the ten-thousandth of the activity of uranium can be detected, whilst the activity of radium is about 2,000,000 times that of uranium.

PHENOMENA OF RADIOACTIVITY.

648 The radiations from radium and most of the radioactive substances are found to be complex. The different kinds of radiation are distinguished by their different behaviour in a magnetic field and by their different penetrative power through metal screens, &c. By these methods it has been found that radium emits three different kinds of ray, which have been called by Rutherford α , β and γ rays respectively.

The α rays are easily absorbed by thin metal foil and by a short layer of air. Their deflection in a magnetic field is slight compared with that of the β rays (p. 1384), but is in the opposite direction, proving that they are positively charged bodies, and the amount of their deflection shows that they are moving with a velocity approximately one-tenth of that of light.

The β rays appear to be identical with the cathode rays produced in a highly exhausted vacuum tube: they are deflected by a magnetic field in such a direction as to show that they are carriers of negative electricity. They are completely absorbed by a millimeter or two of lead. Their velocity is, however, much greater than that of the cathode rays in a vacuum tube; the β rays from radium varying in velocity between 10^{10} and 3×10^{10} cm. per second. The penetrating power of the electrons increases rapidly with the velocity, and some of those expelled from radium penetrate a thickness of 3 mm. of lead.

Besides the α and β rays, uranium, thorium and radium compounds emit very penetrating rays known as the γ rays, whose penetrating power is 100 times that of the β rays, so that the rays can be detected after passing through several centimeters of lead. These rays are not deflected¹ in the magnetic field. They can be detected from a few milligrams of radium bromide enclosed in a lead vessel of 1 cm. thickness (which completely absorbs the α and β rays) by the luminosity they produce in a fluorescent screen of barium platinocyanide or of willemite, when observed in a dark room. The γ rays only arise when β rays are emitted and it appears most probable that they are of the nature of the X rays, but possess much greater penetrating power.

The different behaviour of the three kinds of ray in a magnetic field is diagrammatically illustrated² in Fig. 259.

R represents the radium compound placed at the bottom of a small cylindrical lead vessel, placed on a photographic plate AC. By a strong magnetic field applied at right angles to the plane of the paper and directed towards the paper, the three types of radiation are separated: the γ rays take a straight course without being affected by the magnetic field, the β rays are deflected to the right, describing circular paths, and affect the photographic plate on the right of R, while the α rays are slightly deflected to the left, but are quickly absorbed by the air.

The phosphorescence produced in a zinc sulphide screen by radium is chiefly due to the α rays. This phenomenon was discovered by Crookes, and is well exhibited by his apparatus,

¹ Villard, *Compt. Rend.* 1900, **130**, 1010, 1178; Becquerel, *Compt. Rend.* 1900, **130**, 1154.

² Rutherford, *Radioactivity*, p. 110.

known as the *spinthariscopes*. In this a fine metallic point, which has been dipped in a solution of a radium salt, is fixed a millimeter or two above a zinc sulphide screen, which is examined with a magnifying glass in darkness. The surface of the screen is then seen to be dotted with splashes of light, which follow each other rapidly, and this action is kept up without any apparent diminution for years. The radium is thus seen to be shooting out particles of some sort, each producing a flash of light where it strikes the screen.

The velocity of the α rays is not easy to determine exactly, because of the slight deflection of the α particles in an electric

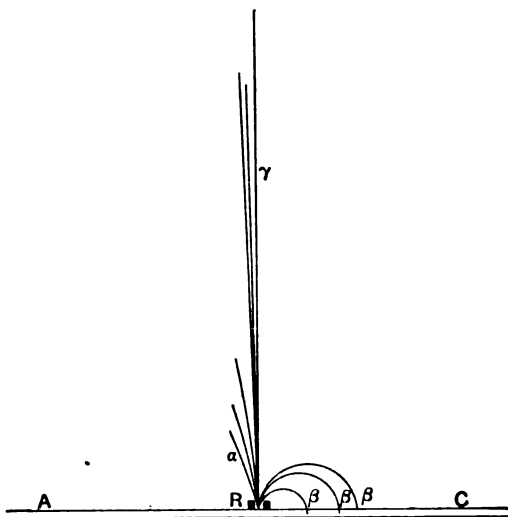


FIG. 259.

or magnetic field. Rutherford¹ has found it to be 2.06×10^9 cm. per second, whilst the ratio $e/m = 5.07 \times 10^3$. This value of e/m is almost exactly half that of the hydrogen ion in electrolysis.

The velocity of the α particle emitted from different substances varies and the foregoing figure applies to that given off by the substance known as radium C (p. 1398), which has the greatest velocity of all that have been observed. On the other hand the ratio e/m is constant. When the velocity of the α particle falls below a certain limit, which is about 40 per cent. of the velocity given above, the particle ceases to produce the effects characteristic of radioactivity and passes beyond the

¹ *Phil. Mag.* 1906 [6], 12, 348.

reach of our present experimental methods. As to the nature of the α particle nothing is certainly known. Many considerations point to its identity with an atom of helium but the observed ratio of e/m does not agree with this view. If the helium atom of atomic weight 4 carries the same ionic charge as the hydrogen atom, the value of e/m must be 2.5×10^3 or one-half that of the α particle. Rutherford considers it possible that the α particle may be a helium atom with a double ionic charge. Or the α particle may have a mass twice that of the hydrogen atom, and carry a single ionic charge.

When the β particles are expelled and carry with them negative electricity they must leave the radium positively charged. This is clearly shown by the contrivance called the *Radium clock*.¹ This consists of a small tube containing some radium compound, which is attached at its upper end by an insulating rod of quartz to the top of a wider tube within which it hangs. At the lower end of the small tube two thin gold leaves are attached, the outer surface of the tube having been coated with phosphoric acid to render it conducting. The larger tube is coated on the inside with tinfoil, connected to earth, and is exhausted as completely as possible to reduce the loss of charge consequent on ionisation of its gaseous contents. With 30 mgrs. of pure radium bromide the leaves are observed to diverge, until they touch a piece of metal connected to earth, when they collapse, and then gradually diverge again, this periodic movement of the leaves occupying about a minute. The effect is due to the stoppage of the α particles with their positive charge by the thin glass of the inner tube, which, however, allows the β particles to pass through. The rhythmic motion continues with regularity for years, and it is estimated that it would take more than a thousand years for the emission of β particles to fall to half its present rate, when the movement of the gold leaves would take place in two minutes instead of one.

A remarkable property of the compounds of radium, first observed by Curie and Laborde,² is that of maintaining themselves constantly at a higher temperature than the surrounding atmosphere, the difference observed being from 3° to 5° . The continuous emission of heat which this shows was found by Curie and Dewar to be unaffected at the tempera-

¹ Strutt, *Phil. Mag.* 1903, [6], 6, 588.

² *Compt. Rend.* 1903, 136, 673.

ture of liquid air or liquid hydrogen. They found that 0.7 gm. of pure radium bromide, surrounded by liquid hydrogen, caused the volatilisation of 73 c.c. of hydrogen per minute. From data thus obtained it appears that one gram of radium emits as much energy as would decompose one gram of water every day, or, otherwise expressed, it appears that one pound of radium emits energy at the rate of 10,000 horse-power.

This heating effect of radium appears to be almost entirely due to the α particles, not more than 5 per cent. being due to the β and γ rays.

It does not appear probable that radium derives its enormous store of energy from external sources. The more probable supposition is that the α particles are originally in rapid motion in the atom and that an α particle when released from the atomic system flies off with the velocity it had in the atom (p. 1388).

A very important fact is that radioactivity appears as a rule to be quite unaffected by variations in physical and chemical conditions such as temperature, pressure or mode of combination of the element. The only exception to this which has hitherto been observed is that the rate of radiation from the product known as radium C has been found to vary with the temperature.

Our knowledge of the nature of the radiations emitted by radioactive materials is still very imperfect and is constantly being added to and modified.¹

THE PRODUCTS OF RADIOACTIVE CHANGE.

649 A most remarkable property possessed by radium, actinium, and thorium, but not by uranium, is the power of giving off continuously a radioactive gas which can be condensed by extreme cold. The radioactivity of thorium was observed to vary capriciously, and this inconstancy was traced by Owens² to currents of air which removed the gas. Rutherford³ gave the name of *emanation* to this remarkable gas, which acts on the electroscope and photographic plate, diffuses through porous substances, and can be washed through water without any loss of activity, but is condensed at the temperature⁴ of

¹ See *Annual Reports of Chem. Soc.* 1906, pp. 333-345.

² *Phil. Mag.* 1899 [5], **48**, 360.

³ *Phil. Mag.* 1900 [5], **49**, 1.

⁴ Rutherford and Soddy, *Phil. Mag.* 1903 [6], **5**, 561.

liquid air, but not at that of solid carbon dioxide. It thus behaves differently from the ionised gas produced by the X rays since the conductivity of such ionised gas is completely removed by passing through cotton wool, or by bubbling through water.

The emanation from thorium rapidly loses its activity with time, falling to half value in about one minute.¹

In 1900 Dorn² showed that radium compounds also give off an active emanation, the amount obtained being much increased by heating the compound or by dissolving it in water.

These discoveries have led to the recognition of a hitherto unsuspected phenomenon, the spontaneous disintegration of the atoms of an element in a series of stages, each stage being marked by the emission of certain definite particles and the production of a substance of lower atomic weight, which is characterised by definite physical properties. According to this *theory of the spontaneous disintegration of matter*, put forward by Rutherford and Soddy, in each second a small proportion of the atoms of a radioactive material become unstable and these break up with explosive violence, the change being accompanied by the expulsion of an α or a β particle, or in other cases by the expulsion of both α and β particles. The atom is probably a complex aggregate of known or unknown forms of matter, which breaks up spontaneously with an evolution of energy enormous compared with that released in ordinary chemical action. These aggregates behave like atoms, and cannot be split up by ordinary chemical or physical agencies.

The determination of the exact series of changes undergone by a radioactive substance is a matter of considerable difficulty, and the solution of the problem is due to the brilliant researches of Rutherford and his colleagues. For this purpose it is necessary to measure separately the radioactivity due to the α , the β and the γ rays and to construct curves showing the variation of each of these with the time. The differentiation of the action of the three types of ray is effected by taking advantage of their different penetrating powers, sheets of metal of sufficient thickness to absorb the α rays or both the α and β rays being interposed between the material and the electro-scope.

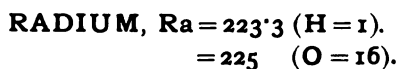
¹ Rossignol and Gimmingham (*Phil. Mag.* 1904 [6], 8, 107) found that the activity fell to half value in fifty-one seconds; Bronson (*Amer. Journ. Sci.* 1905 [4], 19, 185) found fifty-four seconds.

² *Naturforsch. Ges. für Halle a S.* (1900).

From the comparison of the curves thus produced the number of changes which occur, the nature of the radiation and the rate of the change can be deduced. The matter is much simplified when the products can be separated either physically or chemically from the parent substance and subjected to examination, as is the case with the emanation of radium, &c. In many cases it is necessary to assume that changes occur unaccompanied by any measurable radiation, and these are described as rayless, although it is quite possible that rays which escape our methods of measurement (p. 1385) are in reality emitted.

The rate of change for any one product at any time is found to be proportional to the number of atoms which remain unchanged at that time, so that the change follows the same course as an ordinary monomolecular chemical change.

When an active product is removed from a radioactive substance, *e.g.* the emanation from a thorium compound, the activity of the isolated product gradually falls, according to the foregoing law, whilst that of the parent substance rises, also according to that law, owing to the accumulation of a fresh quantity of the active product. After the expiration of any period it is found that the isolated product has lost a certain fraction of its original activity whilst the parent substance has regained the same fraction of the activity which it had lost.



650 The mineral pitchblende—an impure oxide of uranium (p. 1085)—is the richest source of radioactive substances. Whilst investigating this material Mme. Curie found that some specimens of pitchblende had four times the activity of the metal uranium, and by chemical methods M. and Mme. Curie succeeded in separating two new substances, characterised by intense radioactivity, which they named polonium and radium.

The history of Mme. Curie's successful search for radioactive substance in the residues of the pitchblende of Joachimsthal is of great interest.¹

For the extraction of uranium the crushed ore is roasted with

¹ Translation of Thesis presented to the Faculté des Sciences of Paris, *Chem. News*, 1903.

sodium carbonate, and washed with warm water and dilute sulphuric acid; the solution contains the uranium, and the insoluble residues are rejected. The Austrian Government presented Mme. Curie with a ton of these residues, the activity of which was found to be about four and a half times that of uranium. The residues consist chiefly of the sulphates of lead, barium and calcium, silica, alumina and oxide of iron, and also contain small amounts of copper, bismuth, zinc, cobalt, manganese, nickel, vanadium, antimony, thallium, the rare earths, niobium, tantalum, arsenic, &c. The search for the radioactive substances which cause the high activity of pitchblende was made in the early stages by the ordinary methods of chemical analysis. The residues were first treated with boiling soda, and the sodium sulphate formed removed by washing, together with lead, strontium and aluminium. The insoluble portion was attacked by hydrochloric acid, which dissolves most of it. The residue from this operation was found to contain a radioactive substance which received the name *radium*. The solution was found also to contain radioactive substances, one of which is precipitated by sulphuretted hydrogen together with bismuth, and received the name *polonium*. A second, discovered by Debierne,¹ and named *actinium*, is contained in the hydrate precipitated by ammonia in the filtrate from the precipitated sulphides.

651 *Purification and Properties of Radium Salts.*—The radium is extracted from the insoluble portion mentioned above by boiling with a strong solution of sodium carbonate, which transforms the barium and radium into carbonates. These are washed and dissolved in hydrochloric acid, and sulphuric acid is added, which precipitates the sulphates of barium and radium with calcium, lead, iron and a trace of actinium.

One ton of the Joachimsthal residues yielded from 10 to 20 kilos of the crude sulphates, of an activity about 60 times that of uranium. The crude sulphate is next transformed into chloride, treated with sulphuretted hydrogen, the filtrate oxidised with chlorine, and precipitated with ammonia. The filtrate is then precipitated with sodium carbonate, and the carbonates converted into chlorides, and washed with pure strong hydrochloric acid, which dissolves calcium sulphate and leaves the chlorides of barium and radium.

¹ *Compt. Rend.* 1899, **129**, 593; 1900, **130**, 906; 1903, **136**, 446, 767.

These chlorides are then separated by repeated fractional crystallisation from water. When only a small quantity of crystals is allowed to separate, it is found that five times as much radium separates with the crystals as is left in solution. By repeating this process a great number of times a fraction of a gram of radium chloride was obtained of an activity a million times that of uranium.

Giesel¹ employs the bromides instead of chlorides in the fractional separation of radium and barium: the radium separates with the least soluble portion, and about eight fractionations effect the removal of most of the barium.

The compounds of radium resemble those of barium in properties. The crystals of the chloride are isomorphous with those of barium chloride; when pure they are colourless, but those containing both barium and radium become coloured yellow, orange, or pink. The solution in water evolves hydrogen and oxygen continuously. The *nitrate*, *carbonate*, *sulphate*, *bromide* and *platinocyanide* resemble the corresponding salts of barium very closely.

When freshly prepared the anhydrous bromide exhibits a splendid blue phosphorescence, which gradually disappears, but is more permanent in the presence of barium salts.

652 Spectrum of Radium.—Radium is found to have its own characteristic spectrum and this affords one of the strongest proofs of its elementary character. Radium bromide colours the Bunsen flame a pure carmine-red, and the flame shows four bands or lines in the red and a strong line in the blue.

The spectrum² of radium has been measured by Demarçay,³ Runge,⁴ Exner and Haschek,⁵ Runge and Precht,⁶ and Crookes.⁷

The most intense lines in the spark spectrum are 4683, 4436, 4341, 3814, 3650, 2814 and 2709.

653 Atomic Weight of Radium.—The atomic weight was determined by estimating the percentage of chlorine in the anhydrous chloride. As only about one decigram of substance was available, Mme. Curie made preliminary determinations of the atomic weight of barium with about the same weight of

¹ *Ann. Phys. Chem.* 1899 [2], **69**, 91; *Ber.* 1902, **35**, 3608.

² See Watts, *Index of Spectra*, Appendix O, p. 40.

³ *Compt. Rend.* 1898, **127**, 1218.

⁴ *Ann. Phys.* 1903, **10**, 407.

⁵ *Wien. Ber.* 1901, July 4.

⁶ *Ann. Phys.* 1904, **14**, 418.

⁷ *Proc. Roy. Soc.* 1904, **72**, 295.

pure barium chloride, and found that good results could be obtained. With barium chloride of an activity 600 times that of uranium the number 137 was obtained, with that of 7500, the result was 143·8, and with chloride of increasing activity the atomic weight increased giving about 223 with a specimen which only showed very faint traces of the brightest barium lines in the spectroscope. This sample was repurified, and gave the following results:

Radium chloride taken.	Silver chloride obtained.	Atomic weight (H = 1).
0·09192	0·08890	223·6
0·08936	0·08627	224·1
0·08839	0·08589	222·3

The activity of this chloride was about two million times that of uranium. The most probable value is at present (1907) taken as 223·3 (H = 1), 225 (O = 16). This number is in harmony with the chemical behaviour of radium, which will then find its place in the periodic table in Group II, Series 12.

Runge and Precht¹ have made calculations of the atomic weight of radium from the spectrum, and have deduced the value 256·3 (H = 1). This assumes that radium really belongs to the group of alkaline earths, and is based upon the observation that radium, like Mg, Ca, Sr, and Ba, has in its spectrum pairs of lines, repeated several times, with a constant difference of oscillation frequency, and that the distance apart of these pairs for the different elements increases in a regular manner with the atomic weight. (See p. 159.)

It must be remembered that this calculation amounts to an *extrapolation* passing over the unknown element below barium in the periodic table (Series 10), so that we are extrapolating for a considerable distance. It has been pointed out² that the result of the calculation is probably too high, for the reason that a similar calculation of the atomic weight of mercury from those of zinc and cadmium gives the atomic weight too high by about 22 units: it seems probable that this method has a tendency to give results too high for the higher atomic weights. A similar criticism has been made by Rudolf.³

If the difference between the number 256 and that obtained

¹ *Phil. Mag.* 1903 [6], 5, 476.

² Watts, *Phil. Mag.* 1903 [6], 6, 64.

³ *Zeit. physikal. Chem.* 1904, 50, 100.

by Mme. Curie be supposed to be due to the presence of barium in the material used by Mme. Curie, it would be necessary to assume the presence of more than 25 per cent. of impurity, which seems very improbable.

Further, if the conclusions of the disintegration theory (p. 1401) are held to be probable, the number 256 is excluded, for if radium be a disintegration product of uranium, it must have a lower atomic weight.¹

PRODUCTS FORMED FROM RADIUM BY RADIOACTIVE CHANGE.

654 *Production of Helium by the Spontaneous Change of Radium.*—In 1903 Ramsay and Soddy² made the remarkable discovery that helium is given off by radium.

They found that 30 milligrams of pure radium bromide (which had been prepared three months) when dissolved in water liberated gases amongst which were hydrogen and oxygen. These were removed by passing the gas over a red-hot spiral of partially oxidised copper wire, and then over phosphoric anhydride into a vacuum-tube joined on to a small U-tube.

By placing the U-tube in liquid air most of the emanation present was condensed. The spectrum of the gas left in the vacuum tube including the carbon dioxide present in the original gas was then observed and showed the characteristic helium line D_3 . In a repetition of the experiment the helium lines at 6677, 5876, 5016, 4922, 4713 and 4472 were observed, as well as three unknown lines at 6180, 5695, and 5455. They also found that the emanation alone yielded helium in about three days.

These observations have been repeated and confirmed by Dewar and Curie³ and Himstedt and Meyer.⁴ The latter observers sealed up 50 milligrams of radium bromide in an exhausted vacuum tube. The tube showed the lines of hydrogen and an oxide of carbon at first, but after four months the helium lines appeared.

655 *Radium Emanation.*—The emanation is continuously produced from the radium compounds and is itself strongly radioactive. A portion of it escapes, but the remainder is occluded in the compound, adding its radiation to that of

¹ Mme. Curie has recently (*Compt. Rend.*, Aug. 19, 1907) redetermined the atomic weight of radium, using 0.4 gram of the bromide and finding 224.5 (H=1) or 226.2 (O=16).

² *Proc. Roy. Soc.* 1903, **72**, 206; 1904, **73**, 346.

³ *Compt. Rend.* 1904, **138**, 190.

⁴ *Ann. Phys.* 1904, **15**, 184.

the radium compound. To this is due the phenomenon, observed by Curie, that the activity and emission of heat of radium compounds vary with their age, the activity increasing for about a month after preparation, when it becomes steady. This state of radioactive equilibrium is reached when the rate of production of fresh emanation balances the rate of change of that already formed.

The emanation appears to be formed from radium by the expulsion of an α particle and itself passes into the next lower product by a similar change. The period of half transformation for radium is about 1,300 years and for the emanation about 3·8 days. By collecting and measuring the emanation from 0·06 gram of radium bromide, Ramsay and Soddy conclude that the maximum amount of emanation to be obtained from one gram of radium is one cubic millimeter and that it is produced at the rate of 3×10^{-6} cubic millimeter per second. The emanation is most readily obtained by dissolving the radium compound in water and removing the gases produced. If air be passed through the solution large quantities of a mixture of air with the emanation may be obtained, and this may be stored in a gas-holder, and the electrical and photographic action examined for days after its production. The emanation can also be removed by heating the salt. It condenses at -154° . If the emanation obtained from a few milligrams of radium bromide by heating a solution be condensed in a small U-tube surrounded by liquid air, the U-tube being connected with a larger tube containing a small phosphorescent screen of zinc sulphide, and the whole apparatus connected with an air-pump, the behaviour of the emanation can be watched by means of the phosphorescence of the screen. The apparatus being partially exhausted, and the U-tube immersed in liquid air, no luminosity of the screen is observed, but if the liquid air be removed, in a few minutes the emanation diffuses into the wider tube and the screen becomes brightly phosphorescent. If the U-tube be re-immersed in liquid air the emanation re-condenses, but the phosphorescence of the screen only dies away slowly, being maintained for some time by the excited activity of the glass upon which a new radioactive material has been deposited.

In another experiment a quantity of the emanation was collected in a small glass tube, which was seen to phosphoresce brightly under the rays from the emanation, and in a dark

room the passage of the emanation from point to point of the tube could be traced. On opening the tap which connected the tube with the pump the slow flow of the emanation through the capillary portion of the tube and its more rapid passage through the wider portions was well seen.

The emanation follows Boyle's law. Attempts to determine its density by measuring its rate of diffusion show that it is a heavy gas, of a density about 100. It probably belongs to the helium-argon group of gases, and like them resists attack by all chemical agents that have been tried. It is not affected when led in tubes over platinum black, copper oxide, zinc dust, &c., at a high temperature, and is unaffected by prolonged sparking with oxygen over caustic potash. If, as these results indicate, the gas is monatomic, and belongs to the argon family, its atomic weight would be 200 or more, and the emanation very probably will be found to occupy the position in group 0, series 12, in the periodic table in the same horizontal line as Ra, Th, and U, with an atomic weight of 216.

Ramsay and Collie¹ succeeded in obtaining measurements of the spectrum of the emanation from radium, consisting of some very bright lines, which persisted for some time: other lines were more evanescent. As this spectrum faded the lines of hydrogen appeared. The following are the wave-lengths of the lines which appear to belong to the emanation:

6207	Evanescent.	5105	Persistent, but not seen at first.
5975	"		
5955	"	4985	Persistent, strong.
5805	Persistent.	4690	Observed only at first.
5725	Evanescent.	4650	" " "
5595	Persistent, strong.	4630	" " "

Rutherford and Barnes² have made experiments on the heat-emission by radium bromide and by the emanation obtained from it. The heat emission per gram of radium bromide was found to be 65 gram-calories per hour (which corresponds to 110 gram-calories per hour per gram of radium itself). The emanation was then driven off, and condensed by means of liquid air. After removal of the emanation the heat emission of the radium bromide fell off in three hours to about one quarter (27%) and then slowly

¹ Ramsay and Collie, *Proc. Roy. Soc.* 1904, **73**, 470.

² *Phil. Mag.* 1904 [6], **7**, 202.

increased, reaching its original rate in about a month. The heat emission from the separated emanation rose to a maximum in three hours, and then slowly decayed, falling to half value in about 3.7 days. The rate of decay of the emanation and the rate of recovery of the radium compound are both expressed by the exponential formula :

$$Q_t = e^{-\lambda t} Q,$$

where Q is the heat emission at first, and Q_t that after a time t , λ being the constant of change. The radioactivity itself also follows a similar law, but the variation in the heat emission both of radium itself and of the emanation corresponds to the activity as measured by the α rays and not to that of the β or γ rays. The heat emission of radium is thus seen to correspond to the expulsion of α particles.

Calculating from the observed heating effect, it appears that one pound of the emanation, some time after its removal, emits energy at the rate of 8,000 horse-power, so that the larger portion of the 10,000 horse-power previously given as the energy emission of one pound of radium is due to the emanation. The emission of energy falls off in a geometrical ratio, but on the average it is estimated that the total energy from one pound of the emanation would amount to 50,000 horse-power-days.

This may also be expressed in the form that 1 cubic centimeter of emanation evolves a total of nearly 7,000,000 gram-calories, which is about $2\frac{1}{2}$ million times as much heat as 1 c.c. of detonating gas yields on explosion.

When the emanation is left in contact with water, the latter is decomposed, a mixture of hydrogen and oxygen containing an excess of hydrogen being evolved. About 0.03 cmm. of emanation yielded 2—4 c.c. of gas in different experiments containing 3—14 per cent. of hydrogen in excess. The origin of this excess is not at present understood.¹ The emanation is also capable of bringing about the slow combination of gaseous hydrogen and oxygen.

As already mentioned, the emanation on preservation yields helium, the volume of the latter being about 3.5 times as great as that of the emanation.² The emanation, moreover, undergoes a remarkable and rapid diminution of volume to one-half of the original when it is isolated. The nature of this change is

¹ See Ramsay, *Journ. Chem. Soc.* 1907, 931.

² Cameron and Ramsay, *Journ. Chem. Soc.* 1907, 1266.

not understood, but Cameron and Ramsay suggest that it may be due to the conversion of the monatomic molecules of the gas into diatomic molecules.

Still more remarkable results are announced by Ramsay¹ in the following words :

“When the emanation is in contact with, and dissolved in water, the inert gas which is produced by its change consists mainly of neon ; only a trace of helium could be detected.

“When a saturated solution of copper sulphate is substituted for water, no helium is produced ; the main product is argon, possibly containing a trace of neon, for some of the stronger of its lines appeared to be present. The residue, after removal of the copper from this solution, showed the spectra of sodium and of calcium ; the red lithium line was also observed, but was very faint. This last observation has been made four times, in two cases with copper sulphate, and in two with copper nitrate ; all possible precautions were taken ; and similar residues from lead nitrate and from water gave no indication of the presence of lithium ; nor was lithium detected in a solution of copper nitrate, similarly treated in every respect except in its not having been in contact with emanation.

“These remarkable results appear to indicate the following line of thought :—From its inactivity it is probable that radium emanation belongs to the helium series of elements. During its spontaneous change, it parts with a relatively enormous amount of energy. The direction in which that energy is extended may be modified by circumstances. If the emanation is alone, or in contact with hydrogen and oxygen gases, a portion is ‘decomposed’ or ‘disintegrated’ by the energy given off by the rest. The gaseous substance produced is in this case helium. If, however, the distribution of the energy is modified by the presence of water, that portion of the emanation which is ‘decomposed’ yields neon ; if in presence of copper sulphate, argon. Similarly the copper, acted upon by the emanation, is ‘degraded’ to the first member of its group, namely, lithium ; it is impossible to prove that sodium or potassium are formed, seeing that they are constituents of the glass vessel in which the solution is contained ; but from analogy with the ‘decomposition-products’ of the emanation, they may also be products of the ‘degradation’ of copper.”

656 *Radium A, B, C, D and E.*—The radium emanation

¹ *Nature*, 1907, 76, 269.

communicates "excited radioactivity" to the glass in which it is contained; on removing the emanation the excited activity at once commences to decay. This excited activity is due to the deposit on the surface of bodies of active matter, which can be removed by solution in acid, and recovered on evaporation of the solvent. It has the property of concentrating itself on a negatively charged wire. Such a wire placed in the presence of the radium emanation becomes strongly active, and if drawn across a screen of zinc sulphide, some of the active matter is rubbed off, leaving a luminous trail.

It has been ascertained that the deposited active matter from the radium emanation breaks up rapidly in successive and well-marked stages, yielding three ephemeral substances which have been named provisionally radium A, radium B, and radium C; the first of these emits α rays only, the last emits rays of all three kinds, and radium B appears to emit slow-moving β rays, but was at first thought to be rayless. The emanation is half transformed in four days: radium A is half transformed in three minutes, radium B takes twenty-six minutes, and radium C nineteen minutes for half transformation into a comparatively permanent product radium D. This requires forty years for half transformation into radium E, no rays being emitted, whilst radium E emits β and γ rays and requires only six minutes for half transformation into radium F.

657 Radium F, Polonium, Radio-tellurium.—During the investigation of the pitchblende residues from which radium was isolated, Mme. Curie obtained a second radioactive element to which the name of polonium was given. This substance was found by Mme. Curie to separate out with bismuth. She employed three methods of separation:

- (a) Sublimation of the sulphides in vacuo: the active sulphide is the most volatile.
- (b) Precipitation of the nitrate by water: the precipitate is the most active.
- (c) Precipitation of a strongly acid solution of the chlorides by sulphuretted hydrogen: the precipitate is the most active.

Marckwald,¹ in 1902, obtained a radioactive substance with tellurium as an impurity, which he called radiotellurium. It is almost certainly the same as polonium. Marckwald finds that

¹ *Ber.* 1902, **35**, 2285, 4239; 1903, **36**, 2662.

if a plate of bismuth be immersed in a solution containing polonium the active matter is deposited on the plate, and the solution remains inactive. The active matter is also precipitated by treating the solution with stannous chloride. From fifteen tons of pitchblende Marckwald obtained sixteen grams of mixed selenium, tellurium and polonium, from which, by treatment of the oxides with ammonia, an insoluble residue weighing three milligrams and containing all the active matter was obtained.

The radiation is extremely active, consisting entirely of α rays. One-hundredth of a milligram produces intense phosphorescence in a screen of zinc sulphide. The period of half transformation is about 143 days, and in this respect and in the nature of its radiation polonium agrees exactly with radium F, with which it is doubtless to be identified.

Marckwald¹ considers that radio-tellurium or polonium will prove to be the missing element of the sulphur-selenium-tellurium family, whilst Mme. Curie considers that it is more closely related to bismuth.

The atomic weight of polonium is probably about 210. Since it has been identified with radium F, and in the change from radium into radium F four α particles are expelled, its atomic weight ought to be less than that of radium by fifteen or sixteen units if the α particle be helium. The unknown radium G may then very probably prove to be lead.

The properties of the various transformation products of radium are summarised in tabular form on p. 1402.

The lead salts separated from pitchblende are also radioactive, but it has been shown that in all probability this so-called *radio-lead*² owes its activity to the presence of the transformation products of radium known as radium D, E and F.

ACTINIUM.

658 Actinium, discovered by Debierne,³ is, no doubt, the same substance as described by Giesel⁴ under the name of emanium. It was discovered in the precipitate of rare earths separated from pitchblende, the bulk of which consisted of thoria, and was

¹ *Ber.* 1905, **38**, 591.

² Hofmann and Strauss, *Ber.* 1901, **34**, 3033.

³ *Compt. Rend.* 1899, **129**, 593; 1900, **130**, 206; 1903, **136**, 446, 767.

⁴ *Ber.* 1902, **35**, 3608; 1903, **36**, 342; 1904, **37**, 1696, 3963.

finally obtained mixed with lanthana. It gives a characteristic emanation and imparts activity to neighbouring objects.

Debiérne has shown that actinium, like radium, gives rise to helium proportionate in quantity to the activity of the preparation.

The present state of knowledge regarding actinium is summarised in the table on p. 1403.

THORIUM.

659 As already mentioned, the radioactivity of thorium was discovered by Schmidt and by Mme. Curie and the existence of an emanation by Rutherford (p. 1387).

Rutherford and Soddy,¹ by adding ammonia to a solution of a thorium salt, so as to precipitate the thorium as hydroxide, found that the filtrate contained a substance many times more active than the thorium itself. This active constituent they named thorium X: in a month's time it had completely lost its activity, while the thorium had completely recovered its original activity. The decay of activity of the thorium X, and the recovery of the activity of the thorium are found to be represented by exactly similar curves; the time required for decay to half value, or for the recovery of half the lost activity, being in each case 3.6 days.

Thorium X appears not to be formed directly from thorium, but from an intermediate product, *radiothorium*, which is at least 100,000 times as active as thorium. Radiothorium can be partially separated from ordinary thorium preparations by precipitating barium as sulphate in a solution of thorium nitrate, fusing the precipitate with sodium carbonate, and precipitating the solution of the carbonates in hydrochloric acid with ammonia. The period of half transformation seems to be several years, the first product formed being thorium X. The further changes undergone by this substance are summarised on p. 1403.

Thorium, radium, and actinium exhibit many points of similarity; each gives an emanation whose life is short; these emanations have no definite combining properties, but belong, probably, to the helium-argon group of inert gases; in each case the emanation gives rise to a non-volatile substance which deposits on the surface of bodies, and is concentrated on the

¹ *Phil. Mag.* 1906 [6], 4, 370, 569.

negative electrode in an electric field. Each active deposit gives rise to a "rayless" product, followed by a product which emits all three kinds of ray.

URANIUM.

66o The discovery of the radioactivity of uranium by H. Becquerel in 1896 was, as already mentioned (p. 1380), the starting point of the series of brilliant investigations by which the science of radioactivity has been established. The changes undergone by uranium are of the same general character as those of the other radioactive elements, but no emanation has been observed. Uranium itself emits an α particle and passes into uranium X, the period of half transformation being very long and of the order of 6×10^8 years. Uranium X can be chemically separated from uranium in several ways. Thus Crookes showed¹ in 1900 that by a single chemical operation, viz., by precipitating a uranium salt with ammonium carbonate in excess, the whole of the photographic activity was concentrated in the precipitate, and the uranium left in solution was photographically inactive. The precipitate containing UrX was, photographically, many hundred times as active as the uranium from which it had been separated. Becquerel² found that on adding barium chloride to a solution of uranium salt and precipitating as barium sulphate, the precipitate was strongly active, photographically, and the uranium had lost its activity. A year later it was found that the barium had become inactive, whilst the uranium had completely regained its activity.

The uranium deprived of uranium X, although photographically inactive, is electrically active, this being due to the fact that the α particle which it emits is incapable of producing much photographic action. Uranium X can also be separated from uranium salts by boiling with lampblack, which retains this product.³ Uranium X emits only β and γ rays and passes into an unknown product, the period of half transformation being 22 days (p. 1403).

66i *Relation of Uranium and Radium.*—The further history of the transformation of uranium is unknown, but many facts

¹ *Proc. Roy. Soc.* 1900, **66**, 409.

² Becquerel, *Compt. Rend.* 1900, **131**, 137; 1901, **133**, 977.

³ Becquerel, *Compt. Rend.* 1905, **141**, 485.

render it probable that radium is one of its transformation products. This was first surmised from the fact that the radioactivity of the uranium minerals is proportional to the quantity of uranium present¹ (in the absence of thorium). The ratio of uranium to radium in such minerals is almost constant² and these facts are most readily explained by the supposition that the radium is actually formed from the uranium. The production of radium from uranium has been measured by Soddy,³ who carefully freed uranium from radium and then found after 567 days by the emanation test that the amount of radium present was appreciable and at least 100 times greater than that present in the purified salt at the commencement of the experiment. Soddy regards this result as quite definite, and considers that several intermediate forms exist between uranium and radium, with long periods of transformation.

It is further supposed, as already mentioned, that lead may be one of the ultimate products of the transformation of radium, but the evidence on this point cannot be regarded as conclusive.

662 The following tables⁴ summarise our present knowledge of the active products of disintegration of the radio-elements. The column headed *time* gives the time of falling to half activity, or the time required for half the substance to be transformed into the next product.

Product.	Time.	Rays emitted.	Properties of the Product.
Radium	1,300 years . . .	α	Chemically allied to barium.
Emanation	3·8 days	α	Chemically inert gas of high molecular weight; condenses at -154°C .
Radium <i>A</i>	3 minutes	α	Deposited on the surface of bodies; concentrated on the cathode in an electric field; soluble in strong acids; <i>B</i> volatile at 700°C ., <i>A</i> and <i>C</i> at about 1000°C .
Radium <i>B</i>	26 minutes	Slow moving β	
Radium <i>C</i>	19 minutes		

¹ McCoy, *Ber.* 1904, **37**, 2641.

² Strutt, *Proc. Roy. Soc.* 1905, **76**, A, 88; Boltwood, *Phil. Mag.* 1905 [6], **9**, 599.

³ *Phil. Mag.* 1905 [6], **9**, 768.

⁴ Quoted, with some modifications, from Rutherford, *Radioactivity*, p. 449.

Product.	Time.	Rays emitted.	Properties of the Product.
Radium <i>D</i> . . .	40 years . . .	None	Soluble in acids; volatile below 1000° C.
Radium <i>E</i> . . .	6 days . . .	β, γ	Non-volatile at 1000° C.
Radium <i>F</i> . . .	143 days . .	α	Deposited on bismuth from solution; volatile at 1000° C.
Actinium		None	Insoluble in ammonia.
Radioactinium.	19.5 days . .	—	Precipitated from actinium solutions containing sodium thiosulphate by acids.
Actinium <i>X</i> . . .	10.2 days . .	α	Soluble in ammonia.
Emanation	3.9 seconds .	α	Behaves like a gas.
Actinium <i>A</i> . . .	36 minutes .	None	Deposited on bodies; concentrated on the cathode in an electric field; soluble in ammonia and strong acids; volatile at 100° C.; <i>A</i> and <i>B</i> separated by electrolysis.
Actinium <i>B</i> . . .	2 minutes . .	α, β, γ	
Thorium	2.4×10^9 years	None	Insoluble in ammonia.
Radiothorium . .	Several years	α	Precipitated by sulphuric acid from thorium solutions containing barium salts.
Thorium <i>X</i>	3.6 days . . .	α	Soluble in ammonia and water.
Emanation54 seconds . .	α	Chemically inert gas of high molecular weight; condenses at -120° C.
Thorium <i>A</i>	11 hours . . .	None	Deposited on bodies; concentrated on the cathode in an electric field; soluble in some acids; <i>A</i> more volatile than <i>B</i> .
Thorium <i>B</i>	1 hour	α, β, γ	
Thorium <i>C</i>	Very short . .	—	
Uranium	6×10^8 years	α	Soluble in excess of ammonium carbonate, soluble in ether.
Uranium <i>X</i>	22 days	β, γ	Insoluble in excess of ammonium carbonate, soluble in ether and water.

663 The discovery that the atoms of certain elements undergo continuous spontaneous disintegration with formation of substances of lower atomic weight necessitates a profound modification of the conception of the chemical atom which has hitherto been accepted. The corpuscular theory of matter (p. 40) has paved the way for such a modification by regarding the atom as containing a number of electrons, although recent work indicates that the number of these present in an atom is much smaller than was at first thought and is of the order of the number expressing the mass of the atom in multiples of that of hydrogen.¹

The atom must now be regarded as an aggregate of simpler forms of matter, possessing enormous potential energy. This aggregate may, under conditions which we are not yet able to control, break down into simpler forms, a large amount of energy being evolved in the change. Hence the idea of the unalterability of the atom postulated by Dalton must be modified, and the atom must be regarded as a complex, but of a higher order than the chemical compounds formed by the union of atoms with each other. It is impossible at present to establish a more precise characterisation of this higher order of complex substances than is expressed in the statement that the decomposition of the atom is beyond our control² and that the energy changes are of a higher order of magnitude than is the case with ordinary compounds.

These discoveries, however, whilst opening out new views as to the constitution of matter, are in no degree inconsistent with the well-established facts of chemical combination or with the application to them of Dalton's atomic theory.

¹ J. J. Thomson, *Phil. Mag.* 1906 [6], 11, 769.

² Ramsay's experiments on the disintegration of the radium emanation (p. 1397), however, indicate that the decomposition of an atom may be effected by bringing it into the proximity of an atom of a radioactive substance or some of its products of disintegration. See also Bumstead, *Phil. Mag.* 1906 [6], 11, 292.

INDEX



INDEX

A

- Abraumtsalz, 625
Acanthite, 469
Acids, constitution of, 91; constitution of in dilute solution, 101
Acidopentamminecobaltic salts, 1261
Actinium, 1399
Actinium emanation, 1400
Actinium, products of radioactive change of, 1403
Action of mass, law of, 132
Aikinite, 974
Alabandite, 1098, 1122
Alembroth, 681
Algaroth, powder of, 958
Algodonite, 432
Alkali-maker's waste, 299; recovery of sulphur from, 300
Alkali manufacture, 279
Alkali metals, 228
Alkaline earth metals, 521
Alkaline earth metals, amalgams of, 670
Allemontite, 940, 969
Allopalladium, 1309
Alloys, 75; examination of by the microscope, 81; examination of by the thermal method, 77; liquation or segregation in, 86; metallic, constitution of, 83; physical properties of, 87; study and examination of, 77
Almandite, 700
Alstonite, 594
Aluman, 708
Alum-cake, 718
Alum-stone, 720
Alum, manufacture of, 721
Alums, the, 719
Alums, neutral and basic, 723
Alumina, 708
Aluminates, 712
Aluminite, 718
Aluminium, 699; alloys of, 707; atomic weight of, 738; detection and estimation of, 737; electrolytic production of, 701; metallurgy of, 700; occurrence of, 699; properties of, 703; salts of, 713; spectrum of, 737
Aluminium amalgam, 707
Aluminium bromide, 716
Aluminium bronze, 707
Aluminium carbide, 727
Aluminium chloride, 714
Aluminium chlorosulphate, 719
Aluminium fluoride, 714
Aluminium hydroxides, 710
Aluminium iodide, 716
Aluminium nitrate, 726
Aluminium nitride, 726
Aluminium oxide, 708
Aluminium phosphates, 726
Aluminium phosphides, 726
Aluminium selenide, 717
Aluminium silicate, hydrated, 728
Aluminium silicates, 727
Aluminium sodium chloride, 716
Aluminium sodium fluoride, 714
Aluminium sulphate, 717
Aluminium sulphide, 717
Aluminium telluride, 717
Alunite, 720
Amalgams, 89, 669
Amidochromates, 1013
Aminomericuric chloride, 692
Ammiolite, 953
Ammonal, 706
Ammoniacal compounds of the metals, 372; constitution of, 1027
Ammonia-soda process, 302
Ammonium, 369
Ammonium-alum, 724
Ammonium amalgam, 370, 670
Ammonium antimonate, 956
Ammonium aurichloride, 508
Ammonium auricyanide, 516
Ammonium aurocyanide, 516
Ammonium azoimide, 382
Ammonium bromide, 376
Ammonium calcium ferrocyanide, 1231
Ammonium carbamate, 385
Ammonium carbonate, 385
Ammonium carbonate, commercial, 385
Ammonium carbonates, 384
Ammonium chlorate, 376
Ammonium chloride, 373
Ammonium chromate, 1007
Ammonium compounds, 369

- Ammonium cyanate, 387
 Ammonium cyanide, 386
 Ammonium dibromiodide, 376
 Ammonium dimolybdate, 1043
 Ammonium ferricyanide, 1234
 Ammonium ferrocyanide, 1231
 Ammonium fluoride, 373
 Ammonium hexasulphopyrovanadate, 912
 Ammonium hexathiomolybdate, 1054
 Ammonium hexavanadate, 900
 Ammonium hydrogen carbonate, 386
 Ammonium hydrogen fluoride, 373
 Ammonium hydrosulphides, 378
 Ammonium iodide, 376
 Ammonium iridichloride, 1337
 Ammonium iridiobromide, 1337
 Ammonium metavanadate, 900
 Ammonium molybdate, 1043
 Ammonium nitrate, 383
 Ammonium nitride, 382
 Ammonium nitrite, 382
 Ammonium osmichloride, 1326
 Ammonium osmochloride, 1325
 Ammonium palladichloride, 1315
 Ammonium palladiochloride, 1314
 Ammonium perchlorate, 377
 Ammonium permanganate, 1117
 Ammonium peroxide, 372
 Ammonium persulphate, 382
 Ammonium phosphates, 383
 Ammonium phosphomolybdate, 1046
 Ammonium platinichloride, 1364
 Ammonium platinochloride, 1361
 Ammonium platinosulphite, 1366
 Ammonium plumbichloride, 872
 Ammonium polysulphides, 378
 Ammonium rhodochloride, 1305
 Ammonium selenate, 382
 Ammonium sesquicarbonate, 386
 Ammonium sodium hydrogen phosphate, 384
 Ammonium stannichloride, 844
 Ammonium sulphate, 379
 Ammonium sulphate, annual production of, 381
 Ammonium sulphide, 377
 Ammonium tetrachromate, 1007
 Ammonium tetra vanadate, 900
 Ammonium thioantimonate, 966
 Ammonium thiocyanate, 387
 Ammonium thiomolybdate, 1054
 Ammonium thioannate, 846
 Ammonium thiovanadate, 912
 Ammonium titanofluoride, 796
 Ammonium trichromate, 1007
 Ammonium trimolybdate, 1043
 Ammonium tritantalate, 935
 Ammonium tungstates, 1064
 Ammonium uranate, 1084
 Ammonium vanadite, 906
 Ammonium vanadium-alum, 914
 Anatase, 791
 Andralite, 700
 Anglesite, 851, 874
 Anhydrite, 544
 Annabergite, 1270
 Anorthic system of crystals, 214
 Antifriction metal, 947
 Antimonates, 954
 Antimonial copper, 940
 Antimonial nickel, 940
 Antimonial saffron, 967
 Antimonial silver, 940
 Antimonic acid, 953
 Antimonichlorides, 960
 Antimonious acid, 951
 Antimonious-antimonic oxide, 952
 Antimonites, 951
 Antimony, 939
 Antimony, allotropic modifications of, 944; alloys of, 946; atomic weight of, 973; detection and estimation of, 970; electrolytic, 945; explosive, 945; medicinal uses of, 969; occurrence of, 940; preparation of, 941; properties of, 943; spectrum of, 971
 Antimony black, 946
 Antimony blend, 966
 Antimony chlorosulphide, 967
 Antimony cinnabar, 964
 Antimony hydride, 947
 Antimony iodosulphide, 967
 Antimony oxysulphide, 966
 Antimony pentachloride, 959
 Antimony pentafluoride, 957
 Antimony pentaselenide, 968
 Antimony pentasulphide, 964
 Antimony pentiodide, 961
 Antimony pentoxide, 953
 Antimony phosphide, 969
 Antimony tetrachloride, 960
 Antimony tetroxide, 952
 Antimony thioiodide, 967
 Antimony thiophosphate, 969
 Antimony tribromide, 960
 Antimony trichloride, 957
 Antimony trifluoride, 956
 Antimony tri-iodide, 960
 Antimony trioxide, 950
 Antimony triselenide, 968
 Antimony trisulphate, 967
 Antimony trisulphide, 961
 Antimony tritelluride, 968
 Antimonyl potassium tartrate, 950
 Apatite, 549
 Apjohnite, 1124
 Apophyllite, 556
 Aquamarine, 609
 Aquochlororuthenates, 1296
 Aquopentamminerhodium chloride, 1307
 Aquopentamminecobaltic salts, 1261
 Aquotriamminecobaltic salts, 1263
 Aragonite, 552
 Argentan, 708
 Argentite, 438, 468

- Argillaceous iron ore, 1149
 Argyrodite, 819
 Arsenates, generic properties of, 128
 Arsenical pyrites, 1221
 Arsenites, generic properties of, 128
 Arsenovanadic acid, 917
 Asbestos, 616
 Asymmetric system of crystals, 214
 Atacamite, 426
 Atom, corpuscular theory of the constitution of, 40; disintegration of, 1388; theories of the structure, 40
 Atomic heat, 16
 Atomic heat, anomalous, 20
 Atomic heat of the elements, 19
 Atomic heat, variation of, with temperature, 21
 Atomic volume, Lothar Meyer's diagram of, 62
 Atomic weight, definition of, 9; selection of, 14
 Atomic weight of aluminium, 738; antimony, 973; barium, 607; bismuth, 991; cadmium, 661; caesium, 369; calcium, 585; cerium, 780; chromium, 1034; cobalt, 1268; columbium, 933; copper, 437; gallium, 742; germanium, 822; glucinum, 615; gold, 518; indium, 747; iridium, 1341; iron, 1248; lanthanum, 773; lead, 886; lithium, 239; magnesium, 633; manganese, 1132; mercury, 696; molybdenum, 1056; nickel, 1289; osmium, 1331; palladium, 1319; platinum, 1376; potassium, 357; radium, 1391; rhodium, 1307; rubidium, 365; ruthenium, 1299; silver, 483; sodium, 278; strontium, 592; tantalum, 938; thallium, 759; thorium, 818; tin, 850; titanium, 803; tungsten, 1078; uranium, 1095; vanadium, 920; yttrium, 771; zinc, 654; zirconium, 811
 Aurammonium thiocyanate, 517
 Aurates, 505
 Auribromic acid, 509
 Auric bromide, 509
 Auric chloride, 507
 Auric cyanide, 516
 Auric hydroxide, 505
 Auric imidochloride, 514
 Auric iodide, 510
 Auric oxide, 505
 Auric sulphide, 511
 Auric sulphite, double salts of, 512
 Auric thiocyanate, 517
 Aurichalcite, 636
 Aurichloric acid, 508
 Auricyanic acid, 516
 Auro-auric oxide, 506
 Auro-auric sulphide, 511
 Aurochlorides, 507
 Aurodiamine, 513
 Aurothiocyanates, 516
 Aurous acetylde, 515
 Aurous bromide, 508
 Aurous carbide, 515
 Aurous chloride, 506
 Aurous cyanide, 515
 Aurous hydroxide, 504
 Aurous iodide, 509
 Aurous oxide, 504
 Aurous sulphide, 510
 Aurous sulphite, double salts of, 512
 Aurous thiocyanate, 516
 Aurous thiosulphate, double salts of, 512
 Auryl hydroxide, 505
 Austenite, 1192
 Avanturine glass, 583
 Avogadro's theory, 6
 Azure copper ore, 433
 Azurite, 393, 433
- B
- Babbit's metal, 947
 Baldwin's phosphorus, 548
 Barff process, 1144
 Barium, 593; atomic weight of, 607; detection and estimation of, 605; preparation and properties of, 594; silicates of, 605; spectrum of, 605; subhalogen salts of, 599
 Barium amide, 603
 Barium ammonium, 603
 Barium azoimide, 603
 Barium bromide, 599
 Barium carbide, 604
 Barium carbonate, 605
 Barium chlorate, 599
 Barium chloride, 598
 Barium chromate, 1008
 Barium cobaltite, 1254
 Barium dicobaltite, 1254
 Barium dioxide, 597
 Barium disulphate, 603
 Barium dithionate, 603
 Barium ferrate, 1202
 Barium ferrocyanide, 1232
 Barium fluoride, 599
 Barium hydride, 598
 Barium hydrosulphide, 601
 Barium hydroxide, 596
 Barium iridicyanide, 1340
 Barium iodate, 600
 Barium iodide, 599
 Barium manganate, 1114
 Barium molybdates, 1044
 Barium monosulphide, 600
 Barium monoxide, 595
 Barium nickelite, 1279
 Barium nitrate, 604
 Barium nitride, 603
 Barium nitrite, 604

- Barium osmate, 1324
 Barium osmocyamide, 1330
 Barium permanganate, 1117
 Barium persulphate, 603
 Barium platinocyanide, 1372
 Barium platinonitrite, 1368
 Barium polysulphides, 601
 Barium potassium osmocyamide, 1330
 Barium silicates of, 605
 Barium suboxide, 595
 Barium sulphate, 601
 Barium tetrasulphide, 601
 Barium thioantimonate, 966
 Baryta, 595
 Baryta-felspar, 594
 Baryto-calcite, 594, 605
 Baryto-celestine, 586, 594
 Bases, constitution of, 91; constitution of in dilute solution, 101
 Baumé's quick flux, 343
 Bauxite, 700, 710
 Bay-salt, 252
 Becquerel rays, 1380
 Bell-metal, 831
 Beraunite, 1220
 Bertierite, 940
 Beryl, 609
 Beryllia, 611
 Beryllium (*see* under Glucinum), 608
 Berzelium, 813
 Bessemer-pig, 1177
 Bichromate of potash, 1004
 Bieberite, 1258
 Biotite, 700
 Biscuit-ware, Carrara, 733
 Biscuit-ware, Parian, 733
 Bismuth, 974; alloys of, 978; atomic weight of, 991; detection and estimation of, 990; higher oxides of, 981; metallurgy of, 975; oxides of, 979; properties of, 977; thio-sulphate, complex salts of, 986
 Bismuth arsenate, 989
 Bismuth arsenide, 990
 Bismuth carbonate, basic, 990
 Bismuth chlorosulphide, 986
 Bismuth chromate, 1009
 Bismuth dibromide, 984
 Bismuth dichloride, 982
 Bismuth nitrate, basic, 988
 Bismuth nitride, 987
 Bismuth ochre, 974, 980
 Bismuth orthophosphate, 989
 Bismuth oxybromide, 984
 Bismuth oxychloride, 983
 Bismuth oxyfluoride, 982
 Bismuth oxyiodide, 984
 Bismuth oxysulphides, 986
 Bismuth pentoxide, 981
 Bismuth phosphide, 990
 Bismuth pyrophosphate, 989
 Bismuth silicate, 990
 Bismuth subnitrate, 988
 Bismuth suboxide, 980
 Bismuth subsulphide, 984
 Bismuth sulphidide, 986
 Bismuth sulphobromide, 986
 Bismuth tetroxide, 982
 Bismuth tribromide, 983
 Bismuth trichloride, 982
 Bismuth trifluoride, 982
 Bismuth trihydroxide, 981
 Bismuth tri-iodide, 984
 Bismuth trinitrate, 987
 Bismuth trioxide, 980
 Bismuth triselenide, 986
 Bismuth trisulphate, 986
 Bismuth trisulphide, 985
 Bismuth tritelluride, 987
 Bismuthates, 981
 Bismuth-aurite, 484
 Bismuthic acid, 981
 Bismuthite, 974, 985
 Bismutite, 974, 990
 Bismutosmaltite, 975
 Bittern, 252
 Black-ash, analyses of, 295; lixiviation of, 295; process, 290
 Black tin, 826
 Blanc d'Espagne, 989
 Blanc de fard, 989
 Blanc fixé, 602
 Blast furnace, 1152; chemical changes in, 1157; gases of, 1159; size and shape of, 1157; working of, 1155
 Bleaching powder, 531; manufacture of, 535; properties of, 540
 Bleaching processes, 540
 Bleinierite, 956
 Blende, 648
 Blister steel, 1175
 Blue iron-earth, 1220
 Blue-John, 528
 Blue vitriol, 427
 Bog-iron ore, 1149
 Bohemian glass, 564
 Bone-phosphate, 549
 Bononian phosphorus, 593, 601
 Boracite, 325
 Borates, generic properties of, 129
 Borax, 270; anhydrous, 271; glass, 271; octahedral, 271; prismatic, 272
 Boronatrocalcite, 271
 Bottle glass, 564
 Boulangerite, 940
 Bournonite, 851, 940
 Brass, 642
 Braunite, 1097, 1104
 Breithauptite, 940, 1270
 Brewsterite, 586, 594
 Bright white cobalt, 1264
 Britannia-metal, 946
 Bromargyrite, 465
 Bromides, generic properties of, 124
 Bromomolybdic chloride, 1049
 Bromomolybdic fluoride, 1049
 Bromomolybdic hydroxide, 1049

- Bromomolybdic molybdate, 1049
 Bromomolybdic sulphate, 1049
 Brookite, 791
 Brown hematite, 1149, 1197
 Brown spar, 522
 Brucite, 621
 Brunswick green, 426
 Bunsenite, 1277
 Buttercup yellow, 1008
 Butter of antimony, 957
 Butter of tin, 842
 Butter of zinc, 646
- C
- Cadmium, 654; atomic weight of, 661; detection and estimation of, 660; spectrum of, 660
 Cadmium amalgam, 670
 Cadmium carbonate, 659
 Cadmium chloride, 658
 Cadmium hydroxide, 657
 Cadmium iodide, 658
 Cadmium nitrate, 659
 Cadmium oxide, 656
 Cadmium sulphate, 659
 Cadmium sulphide, 659
 Cadmous hydroxide, 657
 Cadmous oxide, 657
 Cæsium, 365; atomic weight of, 369; detection and estimation of, 369; separation from rubidium, 362; spectrum of, 369
 Cæsium amide, 368
 Cæsium carbonate, 368
 Cæsium cobaltinitrite, 1260
 Cæsium-halogen compounds, 368
 Cæsium hydride, 368
 Cæsium hydroxide, 367
 Cæsium monoxide, 367
 Cæsium nitrate, 368
 Cæsium pentasulphide, 368
 Cæsium perhalogen compounds, 368
 Cæsium peroxides, 367
 Cæsium platinichloride, 1364
 Cæsium selenate, 368
 Cæsium sulphate, 368
 Calaita, 726
 Calamine, 636, 651
 Calaverite, 484, 513,
 Calcium, 522; atomic weight of, 585; detection and estimation of, 584; occurrence of, 522; preparation of, 523; polyhalogen compounds of, 530; properties of, 524; spectrum of, 584
 Calcium aluminate, 713
 Calcium ammonium phosphate, 551
 Calcium arsenide, 551
 Calcium bicarbonate, 555
 Calcium bisulphite, 543
 Calcium boride, 551
 Calcium borosilicate, 556
 Calcium bromide, 530
 Calcium carbide, 551
 Calcium carbonate, 552
 Calcium chlorate, 541
 Calcium chloride, 529
 Calcium cyanamide, 555
 Calcium dioxide, 527
 Calcium disulphide, 543
 Calcium ferrite, 1200
 Calcium ferrocyanide, 1231
 Calcium fluoride, 528
 Calcium hydride, 528
 Calcium hydrogen phosphate, 550
 Calcium hydrosulphide, 542
 Calcium hydroxide, 526
 Calcium hydroxyhydrosulphide, 542
 Calcium hypophosphite, 451, 543
 Calcium iodide, 530
 Calcium manganite, 1107
 Calcium metaplumbate, 869
 Calcium molybdates, 1043
 Calcium monosulphide, 542
 Calcium monoxide, 524
 Calcium nitrate, 548
 Calcium nitride, 548
 Calcium orthophosphate, normal, 549
 Calcium orthoplumbate, 869
 Calcium oxychloride, 530
 Calcium pentasulphide, 543
 Calcium peroxide, 527
 Calcium perplumbate, 869
 Calcium phosphates, 549
 Calcium phosphide, 548
 Calcium platinate, 1358
 Calcium potassium sulphate, 547
 Calcium pyrovanadate, 900
 Calcium silicates, 556
 Calcium silicide, 555
 Calcium sodium silicate, 556
 Calcium sodium sulphate, 547
 Calcium subchloride, 530
 Calcium sulphate, 544
 Calcium sulphite, 543
 Calcium tetrahydrogen phosphate, 550
 Calcium thioantimonate, 966
 Calcium thiocarbonates, basic, 543
 Calcium thiosulphate, 547
 Calcium titanate, 793
 Calcium titanosilicate, 794
 Calcium tungstate, 1064
 Calc-spar, 552
 Caliche, 262
 Calomel, 674
 Cannizzaro, atomic weights suggested by, 8
 Canton's phosphorus, 542
 Carbides, generic properties of, 128
 Carbonates, generic properties of, 128
 Carbonylchloroplatinites, 1360
 Carbonylferrocyanic acid, 1241
 Carbonylferrocyanides, 1241
 Carbonylplatinochlorides, 1360

- Carnallite, 314, 325, 616, 623
 Carnotite, 889, 1079
 Carolinium, 813
 Case-hardening, 1189
 Cassel yellow, 871
 Cassiterite, 834
 Cast-iron, 1146; analyses of, 1164;
 grey, 1162; manufacture of, 1150;
 mottled, 1162; varieties of, 1161;
 white, 1162
 Cathode rays, 1378
 Caustic potash, 320
 Caustic soda, 246, 312; manufacture
 of by the electrolytic process, 310;
 production of by Lowig process,
 312; production of from black-ash
 liquor, 298; production of from
 sodium carbonate by ferric oxide,
 312
 Caustic strontia, 588
 Celestine, 586, 590
 Cements, 557
 Cements, setting of, 558
 Ceric fluoride, 778
 Ceric nitrate, 779
 Ceric potassium sulphate, 779
 Ceric sulphate, 778
 Cericohydrosulphate, 778
 Cerite, 762
 Cerite, analysis of, 764
 Cerium, 774; atomic weight of, 780;
 detection and estimation of, 779;
 spectrum of, 779
 Cerium carbide, 779
 Cerium dioxide, 775
 Cerium peroxide, 776
 Cerium silicide, 779
 Cerous bromide, 777
 Cerous carbonate, 778
 Cerous chloride, 776
 Cerous hydride, 776
 Cerous hydroxide, 775
 Cerous iodide, 777
 Cerous nitrate, 778
 Cerous nitride, 777
 Cerous phosphate, 778
 Cerous potassium sulphate, 777
 Cerous sulphate, 777
 Cerous sulphide, 777
 Cerussite, 851, 878
 Cervantite, 940
 Chalcocite, 393, 422
 Chalcopyrite, 393
 Chalcotrichite, 415
 Chalk, 552
 Chalybite, 522
 Chance's sulphur recovery process,
 300
 de Chancourtois' classification of the
 elements, 46
 Chemical change, 129
 Chemical crystallography, 217
 Chemical reactions, velocity of, 132
 Chili saltpetre, 240, 262
 China-clay, 700, 728
 Chloanthite, 1283
 Chloroquateramminechromium chlor-
 ide, 1031
 Chlorargyrite, 438, 461
 Chlorates, generic properties of, 125
 Chloride of lime, 531
 Chlorides, generic properties of, 123
 Chloriridates, 1336
 Chloriridites, 1336
 Chlorite, 700
 Chloro-auric acid, 508
 Chlorochromates, 1012
 Chlorochromic acid, 1011
 Chloromolybdic bromide, 1048
 Chloromolybdic hydroxide, 1048
 Chloropalladic acid, 1315
 Chloropalladites, 1314
 Chloropentamminechromium salts,
 1031
 Chloropentamminecobaltic chloride,
 1262
 Chloropentamminecobaltic nitrate,
 1262
 Chloropentamminecobaltic sulphate,
 1262
 Chloropentamineiridium dichloride,
 1341
 Chloropentamminerhodium dichlor-
 ide, 1306
 Chloroplatinic acid, 1363
 Chloroplatinates, 1363
 Chloroplatinites, 1361
 Chloroplatinodiphosphorous acid, 1360
 Chloroplatinophosphorous acid, 1360
 Chloropurplecobaltic chloride, 1262
 Chloropurpleorhodium chloride,
 1306
 Chlororhodites, 1305
 Chlororuthenates, 1296
 Chlororuthenites, 1296
 Chlorosmates, 1326
 Chlorosmites, 1325
 Chromates, 1003
 Chromates, double, 1011
 Chrome-alum, 1020
 Chrome-iron-ore, 1001
 Chrome-iron stone, 995
 Chrome ochre, 998
 Chrome orange, 1009
 Chrome red, 1009
 Chrome-steel, 1189
 Chrome yellow, 1009
 Chromic acid, 1003
 Chromic ammonium sulphate, 1021
 Chromic anhydride, 1001
 Chromic bromide, 1019
 Chromic chloride, 1017
 Chromic chromate, 1010
 Chromic fluoride, 1017
 Chromic hydroxide, colloidal, 1000
 Chromic hydroxides, 999
 Chromic iodide, 1019
 Chromic nitrate, 1024

- Chromic oxide, 998
Chromic potassium sulphate, 1020
Chromic salts, 1016
Chromic sulphate, 1020; action of heat on, 1021; green modifications of, 1022
Chromic sulphide, 1020
Chromic thiocyanate, 1026
Chromite, 995, 1001
Chromites, 1000
Chromithiocyanates, 1026
Chromium, 995; amalgams of, 997; ammoniacal compounds of, 1027; atomic weight of, 1034; detection and estimation of, 1032; oxides of, 997; spectrum of, 1033
Chromium-alums, 1020
Chromium borides, 1025
Chromium carbides, 1026
Chromium dioxide, 1010
Chromium monoxide, 998
Chromium nitride, 1024
Chromium phosphates, 1025
Chromium phosphide, 1025
Chromium sesquioxide, 998
Chromium sesquisulphide, 1020
Chromium silicides, 1027
Chromium trioxide, 1001
Chromocyanides, 1026
Chromodisulphuric acid, 1023
Chromosulphochromic acids, 1023
Chromosulphuric acid, 1023
Chromotrisulphuric acid, 1023
Chromous acetate, 1016
Chromous bromide, 1015
Chromous carbonate, 1016
Chromous chloride, 1015
Chromous hydroxide, 998
Chromous iodide, 1015
Chromous sulphate, 1016
Chromous sulphide, 1015
Chromylamide, 1013
Chromyl chloride, 1011
Chromyl fluoride, 1011
Chrysoberyl, 609
Chrysocola, 434
Cinnabar, 662, 683
Clay iron-stone, 1149
Clinoclasite, 432
Cobalt, 1249; ammoniacal compounds of, 1261; atomic weight of, 1268; compound with nitrogen dioxide, 1259; detection and estimation of, 1268; preparation and properties of, 1250; separation from nickel, 1287; spectrum of, 1268
Cobalt alums, 1259
Cobalt arsenates, 1264
Cobalt arsenide, 1264
Cobalt azoimide, 1259
Cobalt-bloom, 1249, 1264
Cobalt bromide, 1257
Cobalt carbonates, 1265
Cobalt chloride, 1255
Cobalt dioxide, 1253
Cobalt-glance, 1264
Cobalt iodide, 1257
Cobalt monosulphide, 1257
Cobalt monoxide, 1252
Cobalt nitrate, 1260
Cobalt nitride, 1259
Cobalt nitrite, 1259
Cobalt ores, treatment of, 1250
Cobalt phosphates, 1264
Cobalt phosphides, 1263
Cobalt polysulphide, 1258
Cobalt pyrites, 1258
Cobalt sesquioxide, 1252
Cobalt silicates, 1267
Cobalt silicides, 1267
Cobalt ultramarine, 1268
Cobalt vitriol, 1258
Cobalt yellow, 1260
Cobaltamine salts, 1261
Cobaltic ammonium-alum, 1259
Cobaltic fluoride, 1255
Cobaltic hydroxide, 1252
Cobaltic oxide, 1252
Cobaltic sulphate, 1259
Cobaltic sulphite, 1258
Cobalticyanic acid, 1266
Cobalticyanides, 1266
Cobaltinitrites, 1259
Cobaltite, 1264
Cobaltites, 1254
Cobalto-cobaltic oxide, 1253
Cobaltocyanides, 1265
Cobaltous cobalticyanide, 1266
Cobaltous cobaltite, 1254
Cobaltous cyanide, 1265
Cobaltous fluoride, 1255
Cobaltous hydroxide, 1252
Cobaltous oxide, 1252
Cobaltous sulphate, 1258
Cobaltous sulphite, 1258
Coleothar, 1197
Collargol, 453
Cologne yellow, 1009
Columbates, 928
Columbic acid, 927
Columbifluorides, 929
Columbite, 923
Columbium, 921; atomic weight of, 933; detection and estimation of, 932; properties of, 926; separation from tantalum, 924
Columbium dioxide, 927
Columbium hydroxide, 927
Columbium nitride, 932
Columbium oxybromide, 931
Columbium oxychloride, 930
Columbium oxyfluoride, 929
Columbium oxysulphide, 931
Columbium pentabromide, 931
Columbium pentachloride, 930
Columbium pentafluoride, 929
Columbium pentoxide, 927
Columbium tetroxide, 927

- Columbium trichloride, 930
 Columbyl chloride, 930
 Condy's disinfecting fluid, 1118
 Co-ordination radical, 39
 Copiapite, 1215
 Copper, 391; alloys of, 412; am-
 moniacal compounds of, 434;
 atomic weight of, 437; colloidal,
 413; compound with nitrogen per-
 oxide, 423; detection and estima-
 tion of, 436; electrolytic refining
 of, 409; extraction of by wet
 processes, 406; Mansfield process
 of smelting, 401; metallurgy of,
 393; occurrence of, 392; properties
 of, 412; reduction of ores in blast
 furnaces, 401; smelting, application
 of Bessemer process to, 405; smelt-
 ing, pyritic, 404; spectrum of, 436;
 total production of, 411; Welsh
 process of smelting, 393
 Copper, *see* also Cuprous and Cupric
 Copper amalgam, 670
 Copper arsenates, 432
 Copper arsenides, 432
 Copper carbonates, 432
 Copper carbonylferrocyanide, 1241
 Copper dichromate, 1007
 Copper dioxide, 419
 Copper ferrocyanide, 1232
 Copper glance, 393, 422
 Copper metavanadate, 901
 Copper orthovanadate, 901
 Copper oxides, 414
 Copper oxychloride, 426
 Copper phosphides, 423
 Copper polysulphides, 427
 Copper pyrites, 393, 1210
 Copper pyrovanadate, 901
 Copper quadrantoxide, 418
 Copper silicates, 434
 Copper silicides, 433
 Copper trientoxide, 419
 Copper vitriol, 427
 Coprolites, 549
 Corpuscular theory of matter, 40
 Corrosive sublimate, 679
 Corundum, 699, 708
 Cotunnite, 870
 Covellite, 393, 427
 Croceocobaltic sulphate, 1262
 Crocoisite, 851, 995, 1008
Crocus antimonii, 967
 Crookesite, 748
 Crucibles, composition of, 734
 Cryolite, 240, 700, 714
 Cryolite process of alkali manufac-
 ture, 302
 Crystals, artificial growth of, 193;
 axes and symbols, 181; classes of,
 185; classification of, 184; cleav-
 age of, 193; determination of forms
 and axial ratios of, 187; distorted,
 190; general characteristics of,
 177; hexagonal system of, 201;
 mixed, 223; monoclinic system of,
 212; parts of, 177; projection of,
 183; regular system of, 194;
 rhombic system of, 209; symmetry
 of, 178; systems of, 186; tetragonal
 system of, 207; thermal, electrical,
 and optical relations of, 215; topic
 axes of, 219; triclinic system of,
 214; twin, 192; zones of, 182
 Crystal carbonate, 274, 297, 311
 Crystal glass, 564
 Crystallography, 176
 Crystallography, chemical, 217
 Cubic system of crystals, 194
 Cuprammonium chloride, 435
 Cuprammonium sulphate, 435
 Cupric arsenite, 432
 Cupric bromide, 427
 Cupric chloride, 425
 Cupric chloride, basic, 426
 Cupric chloride, compounds of with
 ammonia, 435
 Cupric compounds, 425
 Cupric fluoride, 425
 Cupric hydride, 425
 Cupric hydroxide, 417
 Cupric nitrate, 430
 Cupric oxide, 416
 Cupric phosphate, 431
 Cupric phosphide, 431
 Cupric sulphate, 427; compounds of
 with ammonia, 435
 Cupric sulphide, 427
 Cuprite, 393, 415
 Cuproscheelite, 1058
 Cuprotungstite, 1058
 Cuprous ammonium sulphate, 435
 Cuprous bromide, 422
 Cuprous chloride, 420
 Cuprous chloride and acetylene, 421
 Cuprous chloride and carbon
 monoxide, 421
 Cuprous compounds, 419
 Cuprous cyanide, 424
 Cuprous fluoride, 420
 Cuprous hydride, 419
 Cuprous hydroxide, 416
 Cuprous iodide, 422
 Cuprous nitride, 423
 Cuprous oxide, 415
 Cuprous sulphide, 422
 Cuprous sulphite, 423
 Cuprous thiocyanate, 424
 Cyanides, generic properties of, 124

D

- Daguerreotype process of photo-
 graphy, 476
 Dalmenzite, 469
 Damascening, 1189
 Danburite, 556

- Dark-red silver, 438
 Datolite, 556
 Davy's glow-lamp, 1353
 Deacon's plus pressure furnace, 287
 Dechenite, 889, 901
 Decipium, 761
 Descloizite, 889, 901
 Detonating powder, 342
 Dialogite, 1128
 Dialysed iron, 1199
 Diammincobaltic salts, 1263
 Diammine-platinic compounds, 1370
 Diammine-platinous compounds, 1369
 Danium, 922
 Diaspore, 699, 710
 Dichlorodiammineiridium, 1340
 Dichlorodiamminepalladium, 1318
 Dichlorotetramminecobaltic chloride, 1262
 Dichlorotetrammineiridium dichloride, 1341
 Dichlorotetrammineiridium dinitrate, 1340
 Dichlorotetrammineiridium sulphate, 1341
 Didymium, 780
 Diferrononacarbonyl, 1223
 Digestive salt, 325
 Dimercuriammonium hydroxide, 691
 Dimercuriammonium salts, 691
 Dimolybdenum trioxypentachloride, 1052
 Dinitritotetramminecobaltic sulphate, 1262
 Diopside, 434
 Disintegration of matter, theory of, 1388
 Dissociation of gases, 137
 Dissociation pressure, 130
 Divanadyl hydroxide, 905
 Divanadyl monochloride, 910
 Divanadyl tetrachloride, 911
 Divanadyl tetraiodide, 912
 Divanadyl trisulphate, 915
 Döbereiner's triads, 45
 Dolomite, 616, 631
 Domeykite, 432
 Drechsel's base, 1370
 Dufrenite, 1220
 Dulong and Petit's theory, 16
 Dung substitute, 270
 Dutch white, 881
 Dyer's spirits, 842
 Dyscrasite, 438, 940
 Dysprosium, 784
- E
- Earthenware, 733
 Earthenware, history of, 729
 Earthy cobalt, 1249
 Eau de Javel, 328
 Eka-aluminium, 70, 739
 Ekaboron, 70, 769
 Ekasilicon, 70, 819
 Electric calamine, 636
 Electro-deposition of silver, 454
 Electrons, mass of, 1379
 Electroscopy, 1382
 Electrotyping process, 410
 Elements, atomic volume of, 59; classification of, 43; isomorphous series of, 26; melting and boiling points of, 63; natural arrangement of, 46; specific gravity of, 59; valency of, 28
 Emanation of actinium, 1400
 Emanation of radium, 1388, 1393
 Emanation of thorium, 1387, 1400
 Emanium, 1400
 Emerald, 609
 Emerald copper, 434
 Emery, 708
 Empectite, 974
 Enantiomorphous forms, 180
 Epsomite, 616, 625
 Epsom salts, 625
 Equilibrium, chemical, 134; conditions of, 132; constant of, 135
 Equivalent, determination of, 9
 Equivalents, Wollaston's system of, 7
 Erbium, 784
 Erdmann's salt, 1263
 Erubescite, 393
 Erythrite, 1249, 1264
 Erythronium, 888
 Estramadurite, 549
 Estrich gypsum, 547
 Etch figures, 181
 Euclase, 609
 Eulytite, 975, 990
 Europium, 783; spectrum of, 783
 Euxenite, 763, 812, 924
 Explosive antimony, 945
- F
- Faience, 734
 Felspar, potash, 727
 Ferberite, 1057
 Fergusonite, 763, 924
 Ferrates, 1201
 Ferric acid, 1201
 Ferric ammonium ferrocyanide, 1239
 Ferric arsenates, 1221
 Ferric arsenite, 1221
 Ferric bromide, 1207
 Ferric carbonate, 1222
 Ferric carbonylferrocyanide, 1241
 Ferric chloride, 1204
 Ferric chlorobromide, 1207
 Ferric cuprous sulphide, 1210
 Ferric ferricyanides, 1240
 Ferric ferrocyanide, 1235, 1239
 Ferric fluoride, 1203
 α -Ferric hydrogen ferrocyanide, 1237

- Ferric hydroxide, meta-, 1199
 Ferric hydroxide, soluble, 1198
 Ferric iodide, 1208
 Ferric nitrate, 1216
 Ferric oxide, 1196
 Ferric oxides, hydrates of, 1197
 Ferric phosphates, 1220
 α -Ferric potassium ferrocyanide, 1236
 Ferric potassium sulphate, 1215
 Ferric potassium sulphide, 1209
 Ferric silver sulphide, 1210
 Ferric sodium sulphide, 1210
 Ferric sulphate, 1214
 Ferric sulphide, 1209
 Ferric thiocyanate, 1244
 Ferricyanic acid, 1232
 Ferrite, 1192
 Ferrites, 1200
 Ferrochrome, 1164
 Ferrocyanic acid, 1229
 Ferrocyanides, manufacture of, 1227
 Ferrocyanogen compounds, 1227
 Ferrodinitroso-compounds, 1218
 Ferroheptanitroso-compounds, 1218
 Ferroheptanitrososulphydic acid, 1218
 Ferromanganese, 1163
 Ferropentacarbonyl, 1222
 Ferrosilicon, 1164
 Ferroso-ferric chloride, 1204
 Ferroso-ferric oxide, 1195
 Ferroso-ferric sulphates, 1215
 Ferrotetracarbonyl, 1223
 Ferrotungsten, 1164
 Ferrous ammonium sulphate, 1214
 Ferrous bicarbonate, 1222
 Ferrous bromide, 1207
 Ferrous carbonate, 1222
 Ferrous chloride, 1203
 Ferrous chromite, 1000
 Ferrous cobalticyanide, 1266
 Ferrous disulphate, 1214
 Ferrous ferrite, 1194
 Ferrous ferrocyanides, 1234
 Ferrous fluoride, 1202
 Ferrous hydrogen ferrocyanide, 1235
 Ferrous hydroxide, 1194
 Ferrous iodide, 1207
 Ferrous nitrate, 1216
 Ferrous oxide, 1194
 Ferrous perchlorate, 1208
 Ferrous phosphate, 1220
 Ferrous sulphate, 1211
 Ferrous sulphide, 1208
 Ferrous sulphite, 1211
 Ferrous thiocyanate, 1244
 Ferrous tungstate, 1065
 Fibroferrite, 1215
 Fischer's salt, 1260
 Flint glass, 564
 Fluochromates, 1011
 Fluorides, generic properties of, 123
 Fluor-spar, 528
 Foliated tellurium, 484
 Fowler's solution, 348
 Franklinite, 636, 1148
 Fulminating gold, 513
 Fulminating platinum, 1368
 Fulminating silver, 471
 Fusible metal, 978
 Fusible white precipitate, 692
- G
- Gadolinite, 762
 Gadolinite, analysis of, 764
 Gadolinium, 783
 Gahnite, 636, 713
 Galena, 851, 873
 Gallium, 739; atomic weight of, 742; detection and estimation of, 742; spectrum of, 742
 Gallium ammonium-alum, 741
 Gallium dichloride, 741
 Gallium nitrate, 742
 Gallium oxide, 741
 Gallium sulphate, 741
 Gallium trichloride, 741
 Garnet, 700
 Garnet, noble, 727
 Garnierite, 1270, 1286
 Germanium, 819; atomic weight of, 822; detection and estimation of, 822; spectrum of, 822
 Germanium chloroform, 821
 Germanium dichloride, 821
 Germanium dioxide, 819
 Germanium disulphide, 821
 Germanium hydride, 821
 Germanium monosulphide, 822
 Germanium oxychloride, 821
 Germanium tetrachloride, 821
 Germanium tetrafluoride, 821
 Germanofluoric acid, 821
 Germanous hydroxide, 820
 Germanous oxide, 820
 German-silver, 1276
 Ghosts in steel, 1193
 Gibbsite, 710
 Gilding, 502
 Glance-cobalt, 1249
 Glass, 538; annealing of, 576; avanturine, 582; black, 582; blue, 582; composition of, 563; decomposition of, 577; devitrification of, 579; enamel, 579; flashing of, 581; green, 582; history of, 558; kinds of, 563; manufacture of, 567; materials used in manufacture of, 562; matt, 583; milk, 579; of antimony, 967; paste, 582; quartz, 584; ruby, 580; thermal expansion of, 565; toughened, 576; violet, 582; yellow, 582
 Glauberite, 259, 547
 Glauber's salt, 258
 Glucina, 611

- Glucinum, 608; atomic weight of, 615; detection and estimation of, 614; spectrum of, 614
 Glucinum borocarbide, 614
 Glucinum carbide, 614
 Glucinum carbonates, 614
 Glucinum chloride, 613
 Glucinum fluoride, 613
 Glucinum hydroxide, 612
 Glucinum iodide, 613
 Glucinum nitrate, 614
 Glucinum oxide, 611
 Glucinum sulphate, 613
 Göthite, 1197
 Gold, 433; alloys of, 502; annual production of, 487; assay of, 517; atomic weight of, 518; colloidal, 500; composition of native, 488; compounds of, 504; detection and estimation of, 517; extraction of by chlorine, 492; extraction of by MacArthur-Forrest cyanide process, 493; extraction of, from quartz, 490; occurrence of, 484; oxides of, 504; parting by chlorine, 497; parting by sulphuric acid, 496; preparation of pure, 497; properties of, 498; refining and parting of, 495; refining of bullion with oxygen, 497; spectrum of, 517
 Gold, *see also* Aurous and Auric
 Gold amalgam, 503
 Gold coinage, 503
 Gold halogen compounds, 506
 Gold mining, 488
 Gold mining, hydraulic, 489
 Gold monoxide, 504
 Gold phosphides, 515
 Gold silver thiocyanate, 517
 Gold telluride, 513
 Gold tribromide, 509
 Gold trichloride, 507
 Gold trihydroxide, 505
 Gold trioxide, 505
 Goniometer, the, 187
 Goslarite, 636
 Grain-tin, 828
 Graphitic tellurium, 484
 Greenockite, 655, 659
 Green oxide of uranium, 1085
 Green vitriol, 1211
 Grossular, 700
 Guignet's green, 1000
 Gun-metal, 830
 Gunpowder, 342; composition of, 343; products of explosion of, 345
 Gypsum, 544
- H
- Hæmatite, brown, 1149, 1197
 Hæmatite, red, 1148, 1196
 Hæmatite, yellow, 1149
 Hæmocyannin, 393
 Hæmoglobin, 1139
 Hamburg white, 881
 Hardenite, 1192
 Hargreave's process of salt-cake manufacture, 290
 Harmotoime, 594
 Harvey process, 1189
 Hatchett's brown, 1232
 Hauerite, 1098, 1123
 Hausmannite, 1098, 1103
 Hattyne, 737
 Heavy-spar, 593, 601
 Helium, produced from actinium, 1400
 Helium, produced from radium, 1393
 Hemimorphite, 636
 Hepar sulphuris, 334
 Hercules metal, 708
 Hexagonal system of crystals, 201
 Hexahydroxystannic acid, 836
 Hexamminechromium salts, 1031
 Hexamminecobaltic chloride, 1261
 Hexamminecobaltic salts, 1261
 Hexammineiridium trichloride, 1341
 Hexammineplatinic compounds, 1370
 Hexamminerhodium trichloride, 1306
 Hexavanadic acid, 897
 Holmium, 784
 Holoaxial crystals, 180
 Homborg's phosphorus, 529
 Horn-lead, 870
 Horn-quicksilver, 674
 Horn-silver, 438, 461
 Hübnerrite, 1058, 1065
 Hyacinth, 810
 Hyalophane, 594
 Hydrargillite, 710
 Hydraulic mortars, 556
 Hydrazine azoimide, 390
 Hydrazine hydriodides, 389
 Hydrazine hydrobromides, 389
 Hydrazine hydrochlorides, 389
 Hydrazine nitrates, 389
 Hydrazine nitride, 290
 Hydrazine salts, 389
 Hydrazine sulphate, 390
 Hydrogen ferrocyanide, 1229
 Hydrogen iridionitrite, 1339
 Hydrogen titanofluoride, 795
 Hydrohæmatite, 1197
 Hydromagnesite, 631
 Hydrosiderum, 1219
 Hydroxylamine hydrochloride, 388
 Hydroxylamine hydriodide, 388
 Hydroxylamine nitrate, 388
 Hydroxylamine salts, 388
 Hydroxylamine sulphate, 388
 Hydroxynitrosotetrammineruthenium salts, 1298
 Hydrozincite, 636
 Hypoantimonates, 952
 Hypochlorites, generic properties of, 125; history of manufacture of, 533

Hyponiobic acid, 921
 Hypophosphites, generic properties of, 128
 Hypovanadates, 906
 Hypovanadic hydrate, 905
 Hypovanadic oxide, 905
 Hypovanadic sulphates, 914
 Hypovanadic sulphite, 913
 Hypovanadious oxide, 903

I

Ilmenite, 794
 Ilmenium, 922
 Indian steel, 1187
 Indicators, theory of action of, 101
 Indigo copper, 393, 427
 Indium, 742; atomic weight of, 747; detection and estimation of, 746; spectrum of, 746
 Indium ammonium-alum, 746
 Indium bromides, 745
 Indium dichloride, 745
 Indium fluoride, 745
 Indium hydroxide, 744
 Indium monochloride, 745
 Indium nitrate, 745
 Indium oxide, 744
 Indium oxychloride, 744
 Indium sulphate, 746
 Indium sulphide, 745
 Indium sulphite, basic, 746
 Indium trichloride, 744
 Indium tri-iodide, 745
 Infusible white precipitate, 692
 Inquartation, 496
 Iodargyrite, 466
 Iodates, generic properties of, 125
 Iodides, generic properties of, 124
 Iodostannic acid, 840
 Ionisation of gases, 1381
 Ions in gases, 1381
 Iridates, 1336
 Iridibromic acid, 1337
 Iridibromides, 1337
 Iridic bromide, 1337
 Iridic chloride, 1336
 Iridic iodide, 1337
 Iridic sulphate, 1339
 Iridichloric acid, 1336
 Iridichlorides, 1336
 Iridicyanic acid, 1339
 Iridicyanides, 1339
 Irididiammonium chloronitrate, 1340
 Iridiobromic acid, 1337
 Iridiobromides, 1337
 Iridiochlorides, 1336
 Iridiocyanides, 1339
 Iridiodiammonium chloride, 1340
 Iridionitrites, 1339
 Iridiosammonium chloride, 1340
 Iridious chloride, 1336
 Iridious sulphite, double salts of, 1338
 Iridium, 1332; ammoniacal compounds of, 1340; atomic weight of, 1341; detection and estimation of, 1341
 Iridium-alums, 1338
 Iridium ammonium pentadecasalphide, 1338
 Iridium compounds, 1334
 Iridium cyanogen derivatives, 1339
 Iridium dioxide, 1334
 Iridium disulphide, 1338
 Iridium monosulphide, 1338
 Iridium sesquioxide, 1334
 Iridium sesquisulphate, 1338
 Iridium sesquisulphide, 1338
 Iridium sesquisulphite, 1338
 Iridium tetrabromide, 1337
 Iridium tetrachloride, 1336
 Iridium tetrahydroxide, 1334
 Iridium tetriodide, 1337
 Iridium tribromide, 1337
 Iridium trichloride, 1336
 Iridium trihydroxide, 1334
 Iron, 1136; absorption of hydrogen by, 1202; allotropic forms of, 1141; atomic weight of, 1248; cast, 1146; complex cyanogen compounds, 1224; constitution of complex cyanogen compounds, 1225; detection and estimation of, 1246; ferro- and ferricyanides of, 1234; magnetic oxide of, 1195; malleable, 1146; metallurgy of, 1145; meteoric, 1137; native, 1137; nitroso-compounds of, 1217; occurrence of, 1138; passive, 1141; preparation of pure, 1139; properties of pure, 1140; reduced, 1142; rusting of, in air, 1142; spectrum of, 1247; specular, 1162; spongy, 1142; sulphide, in steel, 1192; wrought, 1146
 Iron, *see also under* Cast Iron, Ferric, Ferrous, Malleable Iron
 Iron-alum, 1215
 Iron amalgam, 1144
 Iron ammonium-alum, 1215
 Iron arsenides, 1221
 Iron boride, 1221
 Iron carbide, 1191, 1222
 Iron disulphide, 1210
 Iron monosulphide, 1208
 Iron monoxide, 1194
 Iron nitrides, 1215
 Iron ore, calcination of, 1150
 Iron ores, 1147; analyses of, 1151
 Iron oxide in steel, 1193
 Iron oxides, 1193
 Iron oxychlorides, 1206
 Iron pentacyano-derivatives, 1241
 Iron phosphide in steel, 1192
 Iron phosphides, 1219

- Iron pyrites, 1210
 Iron rust, 1198
 Iron sal-ammoniac, 1206
 Iron scale, 1195
 Iron sesquioxide, 1196
 Iron sesquisulphide, 1209
 Iron silicates, 1245
 Iron silicides, 1245
 Iron-sinter, 1221
 Iron spiegel, 1162
 Iron subsulphide, 1211
 Iron tree, 1255
 Isodimorphism, 226
 Isomorphism, 25, 220
 Isomorphism, Mitscherlich's law of, 25
 Isomorphous mixtures, 224
 Isomorphous series of the elements, 26
 Isotrimorphism, 226
- J
- Jamesonite, 940
 Jargon, 810
 Jena glass, 565
 Johannite, 1092
- K
- Kainite, 325, 335, 616
 Kampylite, 877
 Kaolin, 700, 728
 Karelinite, 986
 Keifun, 675
 Keilhauite, 762, 788
 Keramohalite, 717
 Kermesite, 966
 Kernes mineral, 962
 Kieserite, 325, 616, 625
 Kleinite, 681
 Krennerite, 513
 Kupfer-nickel, 1270, 1283
- L
- Labile systems, definition of, 116
 Lanarkite, 851
 Lanthanite, 773
 Lanthanum, 771; atomic weight of, 773; detection and estimation of, 773; spectrum of, 773
 Lanthanum carbide, 773
 Lanthanum carbonate, 773
 Lanthanum chloride, 772
 Lanthanum hydride, 772
 Lanthanum hydroxide, 772
 Lanthanum nitrate, 773
 Lanthanum nitride, 773
 Lanthanum oxide, 772
 Lanthanum peroxide, 772
 Lanthanum potassium sulphate, 772
 Lanthanum sulphate, 772
 Lanthanum sulphide, 772
 Lapis lazuli, 734
 Laurionite, 871
 Laurite, 1291, 1297
 Lead, 850; action of water upon, 882; alloys of, 863; atomic weight of, 886; desilverisation of 858; desilverisation of by the Luce-Rozan process, 859; desilverisation of by Parkes' process, 860; desilverisation of by Pattinson's process, 858; detection and estimation of, 884; preparation of pure, 862; properties of, 862; smelting, use of blast furnaces, 856; softening of, 857; spectrum of, 885; world's production of, 861
Lead, see also under Plumbic
 Lead antimonate, 956
 Lead borates, 877
 Lead bromide, 872
 Lead carbonate, basic, 878
 Lead carbonates, 878
 Lead chloride, 870
 Lead chromate, 1008
 Lead chromate, basic, 1009
 Lead cyanate, 881
 Lead cyanide, 881
 Lead dioxide, 867
 Lead ferricyanide, 1234
 Lead fluoride, 870
 Lead hydroxide, basic, 865
 Lead hyponitrate, 876
 Lead imide, 875
 Lead iodide, 872
 Lead metaplumbate, 866
 Lead metavanadate, 901
 Lead molybdates, 1044
 Lead monoxide, 864
 Lead nitrate, 876
 Lead nitrite, 875
 Lead orthoplumbate, 867
 Lead orthovanadate, 900
 Lead oxybromide, 872
 Lead oxychlorides, 871
 Lead peroxide, 867
 Lead peruranate, 1086
 Lead phosphates, 877
 Lead platinochloride, 1362
 Lead pyrovanadate, 901
 Lead salts, poisonous action of,
 Lead sesquioxide, 866
 Lead silicates, 881
 Lead smelting, 851
 Lead suboxide, 866
 Lead sulphate, 874
 Lead sulphide, 873
 Lead tetrachloride, 872
 Lead tetrafluoride, 870
 Lead tetravanadate, 901
 Lead tungstate, 1065
 Lead vitriol, 874

- Leadhillite, 851
 Leblanc process of alkali manufac-
 ture, 280
 Leipsic yellow, 1009
 Lemon yellow, 1008
 Lepidolite, 230
 Leucophane, 609
 Libethenite, 431
 Liebigite, 1079, 1094
 Light-red silver ore, 438
 Lime, 524
 Lime, milk of, 527
 Limestone, 552
 Limonite, 1149, 1197
 Linnaëite, 1249, 1258, 1270, 1281
 Liquor potassæ, 322
 Litharge, 864
 Lithia-mica, 230
 Lithium, 230 ; atomic weight of, 239 ;
 detection and estimation of, 238 ;
 preparation of, 232 ; properties of,
 233 ; spectrum of, 238
 Lithium azoimide, 236
 Lithium carbide, 237
 Lithium carbonate, 237
 Lithium chloride, 235
 Lithium hydride, 234
 Lithium hydrogen carbonate, 237
 Lithium hydroxide, 234
 Lithium iodotetrachloride, 235
 Lithium metasilicate, 238
 Lithium nitrate, 236
 Lithium nitride, 236
 Lithium orthosilicate, 238
 Lithium oxide, 234
 Lithium peroxide, 234
 Lithium phosphate, 236
 Lithium platinichloride, 1363
 Lithium silicide, 238
 Lithium sulphate, 236
 Liver of antimony, 964
 Liver of sulphur, 334
 Loadstone, 1148, 1195
 Lölingite, 1221
 Lorandite, 748
 Lunar caustic, 472
 Luteocobaltic chloride, 1261
 Luteocobaltic salts, 1261
 Luteorhodium chloride, 1306
- M
- Macles, 192
 Magistery of bismuth, 988
 Magistral, 445
 Magnalium, 708
 Magnesia, 620
 Magnesia alba, 630
 Magnesia usta, 620
 Magnesite, 616, 629
 Magnesium, 615 ; atomic weight of,
 633 ; detection and estimation of,
 632 ; manufacture of, 617 ; occur-
 rence of, 616 ; properties of, 618 ;
 spectrum of, 632
 Magnesium aluminate, 713
 Magnesium amalgam, 670
 Magnesium ammonium chloride, 623
 Magnesium ammonium orthophos-
 phate, 628
 Magnesium arsenates, 629
 Magnesium bromide, 623
 Magnesium calcium carbonate, 631
 Magnesium calcium chloride, 623
 Magnesium carbonate, 629 ; basic,
 630
 Magnesium chloride, 622
 Magnesium chloride, double salts, 623
 Magnesium cobaltite, 1254
 Magnesium ferrite, 1200
 Magnesium ferrocyanide, 1232
 Magnesium fluoride, 622
 Magnesium hydrosulphide, 624
 Magnesium hydroxide, 621
 Magnesium hydroxycarbonate, 630
 Magnesium iodide, 624
 Magnesium molybdates, 1044
 Magnesium nitrate, 627
 Magnesium nitride, 627
 Magnesium oxide, 620
 Magnesium oxychlorides, 623
 Magnesium peroxide, 621
 Magnesium phosphates, 628
 Magnesium phosphide, 628
 Magnesium platinocyanide, 1373
 Magnesium potassium chloride, 623
 Magnesium silicates, 632
 Magnesium silicides, 631
 Magnesium sulphate, 625
 Magnesium sulphide, 624
 Magnetic iron ore, 1148
 Magnetic oxide of iron, 1195
 Magnetic pyrites, 1210
 Magnetite, 1148, 1195
 Magnoferrite, 621, 1200
 Magnus' green salt, 1370
 Majolica, 734
 Malachite, 393, 432
 Malleable iron, 1146 ; chemical
 changes in production of from cast-
 iron, 1170 ; direct reduction of from
 the ores, 1163 ; manufacture of, by
 the puddling process, 1166 ; pro-
 duction of, by open-hearth processes,
 1166 ; production of from cast-iron,
 1165 ; properties of, 1171
 Manganates, 1112
 Manganese, 1096 ; alloys of, 1101 ;
 atomic weight of, 1132 ; cyanogen
 compounds of, 1128 ; detection and
 estimation of, 1130 ; preparation
 of, 1098 ; properties of, 1100 ;
 spectrum of, 1131
 Manganese-alums, 1124
 Manganese amalgam, 1101
 Manganese antimonide, 1127

- Manganese arsenides, 1127
 Manganese blende, 1122
 Manganese borate, 1128
 Manganese bronze, 1101
 Manganese carbide, 1128
 Manganese chromite, 1000
 Manganese diboride, 1127
 Manganese dioxide, 1105 ✓
 Manganese dioxide, regeneration of
 from chlorine residues, 1107
 Manganese disulphide, 1123
 Manganese heptoxide, 1114
 Manganese monoboride, 1127
 Manganese monosulphide, 1122
 Manganese monoxide, 1102
 Manganese nitride, 1125
 Manganese ores, evaluation of, 1132
 Manganese oxide, black, 1105
 Manganese oxide, red, 1103
 Manganese oxides, 1102
 Manganese peroxide, 1105
 Manganese phosphides, 1126
 Manganese sesquioxide, 1104
 Manganese silicate in steel, 1192
 Manganese silicides, 1129
 Manganese spar, 1098, 1128
 Manganese steel, 1189
 Manganese sulphide in steel, 1192
 Manganese tetrachloride, 1120
 Manganese thiocyanate, 1129
 Manganese trichloride, 1120
 Manganese trioxide, 1112
 Manganese tungstate, 1065
 Manganic acetate, 1125
 Manganic caesium-alum, 1125
 Manganic fluoride, 1119
 Manganic hydroxide, 1104 ✓
 Manganic oxide, 1104
 Manganic phosphates, 1126
 Manganic rubidium-alum, 1125
 Manganic sulphate, 1124 ✓
 Manganichlorides, 1121
 Manganifluorides, 1119
 Manganite, 1098, 1104
 Manganites, 1107
 Mangano-calcite, 522, 1128
 Mangano-manganic oxide, 1103
 Manganosite, 1103
 Manganous aluminium sulphate, 1124
 Manganous ammonium phosphate,
 1126
 Manganous arsenate, 1127
 Manganous bromide, 1122
 Manganous carbonate, 1128
 Manganous chloride, 1119 ✓
 Manganous dithionate, 1125
 Manganous fluoride, 1118
 Manganous hydroxide, 1103 ✓
 Manganous iodide, 1122
 Manganous nitrate, 1126
 Manganous oxide, 1102
 Manganous phosphates, 1126
 Manganous silicates, 1130
 Manganous sulphate, 1123
 Manganous tetrionate, 1122
 Marble, 552
 Marcasite, 1210
 Martensite, 1192
 Martite, 1196
 Massicot, 864
 Matlockite, 851, 871
 Matter, corpuscular theory of, 40
 Meerschaum, 616
 Melaconite, 393, 416
 Melanterite, 1212
 Mendeléeff's system, 49
 Mendipite, 851, 871
 Mercuric acetylide, 688
 Mercuric arsenide, 688
 Mercuric bromide, 681
 Mercuric carbonates, 689
 Mercuric chloride, 678; double salts
 of, 681
 Mercuric compounds, 671
 Mercuric cyanate, 689
 Mercuric cyanide, 689
 Mercuric diamine, 687
 Mercuric fluoride, 678
 Mercuric hyponitrite, 688
 Mercuric iodide, 682
 Mercuric nitrate, 687
 Mercuric oxide, 673
 Mercuric oxychlorides, 681
 Mercuric oxycyanide, 689
 Mercuric perchlorate, 683
 Mercuric periodide, 682
 Mercuric phosphide, 688
 Mercuric sulphate, 686
 Mercuric sulphide, 683
 Mercuric thiocyanate, 689
 Mercuriphosphonium compounds, 693
 Mercurous bromide, 676
 Mercurous carbonate, 678
 Mercurous chloride, 674
 Mercurous compounds, 671
 Mercurous fluoride, 674
 Mercurous iodide, 676
 Mercurous nitrate, 677
 Mercurous nitrite, 677
 Mercurous oxide, 673
 Mercurous sulphate, 677
 Mercurous sulphide, 676
 Mercury, 661; ammoniacal com-
 pounds of, 690; annual production
 of, 666; atomic weight of, 696;
 detection and estimation of, 695;
 metallurgy of, 662; properties of,
 667; purification of, 666; spectrum
 of, 696
 Mercury (*see also* Mercurous and
 Mercuric)
 Mercury compounds, therapeutic uses
 of, 693
 Mercury monoxide, 673
 Mercury nitride, 687
 Metachloroantimonic acid, 959
 Metaferic hydroxide, soluble, 1199
 Metal, Geber's definition of, 3

- Metals, allotropic forms of in alloys, 85 ; colloidal solutions of, 73 ; crystalline form of, 72 ; determination of the atomic weights of, 6 ; diffusion of, 87 ; early history of, 3 ; molecular weights of the, 27 ; molecular weights of the compounds of, 14
 Metals and non-metals, relations of, 5
 Metals of Group I., 227 ; Group II., 520 ; Group III., 697 ; Group IV., 786 ; Group V., 887 ; Group VI., 993 ; Group VII., 1096 ; Group VIII., 1134
 Metals of the aluminum group, 698 ; copper group, 391 ; germanium group, 819 ; iron group, 1135 ; magnesium group, 608 ; platinum group, 1320 ; rare earths, 760 ; ruthenium group, 1290 ; titanium group, 787
 Metaplumbates, 869
 Metastable systems, definition of, 116
 Metastannates, 837
 Meta-stannic acid, 837
 Metathorium oxide, 815
 Metatitanic acid, 793
 Metatungstic acid, 1062
 Metavanadic acid, 896
 Meteoric iron, 1137
 Mica, 700
 Microcosmic salt, 384
 Millerite, 1270, 1280
 Millon's base, 690 ; salts of, 691
 Mimetesite, 851, 877
 Minium, 866
 Mirrors, silvering of, 831
 Mispickel, 1221
 Mitscherlich's law of isomorphism, 25
 Molecular formulæ of compounds, 33
 Molecular heat of compounds, 22
 Molybdates, 1040 ; complex, 1042
 Molybdenite, 1035, 1053
 Molybdenum, 1035 ; atomic weight of, 1056 ; detection and estimation of, 1055 ; metallurgy of, 1036
 Molybdenum-blue, 1045
 Molybdenum, blue oxides, 1045
 Molybdenum boride, 1055
 Molybdenum carbide, 1055
 Molybdenum dibromide, 1048
 Molybdenum dichloride, 1048
 Molybdenum di-iodide, 1048
 Molybdenum dioxide, 1038 ; salts of, 1039
 Molybdenum dioxydibromide, 1053
 Molybdenum dioxydichloride, 1052
 Molybdenum dioxydifluoride, 1051
 Molybdenum disulphide, 1053
 Molybdenum hexafluoride, 1047
 Molybdenum hydroxychloride, 1041
 Molybdenum molybdates, 1044
 Molybdenum oxides, 1037
 Molybdenum oxyhaloid compounds, 1051
 Molybdenum pentachloride, 1050
 Molybdenum phosphide, 1055
 Molybdenum potassium oxyfluoride, 1051
 Molybdenum sesquioxide, 1037
 Molybdenum sesqui-salts, 1038
 Molybdenum sesquisulphide, 1053
 Molybdenum silicide, 1055
 Molybdenum steel, 1189
 Molybdenum tetrabromide, 1050
 Molybdenum tetrachloride, 1050
 Molybdenum tetrasulphide, 1054
 Molybdenum tetr iodide, 1050
 Molybdenum tribromide, 1050
 Molybdenum trichloride, 1049
 Molybdenum trihydroxide, 1037
 Molybdenum trioxide, 1039
 Molybdenum triulphide, 1054
 Molybdenyl ammonium chloride, 1052
 Molybdenyl dihydroxydichloride, 1052
 Molybdenyl tetrachloride, 1051
 Molybdenyl tetrafluoride, 1051
 Molybdic acid, 1040
 Molybdic acid, colloidal, 1040
 Molybdic ochre, 1035
 Molybdic tetrahydroxide, 1038
 Monamineplatinic compounds, 1370
 Monamineplatinous compounds, 1369
 Monazite, 763, 778, 812
 Monoclinic system of crystals, 212
 Monthiers' blue, 1238
 Morenosite, 1281
 Morphotropy, 219
 Mortar, 525
 Mortars, hydraulic, 556
 Mosaic gold, 845
 Mosandrium, 761
 Moss-gold, 498
 Mottramite, 889
- N
- Nagyagite, 484
 Naples yellow, 956
 Natron, 274
 Neodymium, 781 ; spectrum of, 782
 Neodymium dioxide, 782
 Neodymium salts, 782
 Neodymium sesquioxide, 782
 Neptunium, 922
 Nessler's reagent, 691
 Newlands' law of octaves, 49
 Niccolite, 1270, 1283
 Nickel, 1270 ; alloys, 1274 ; annual production of, 1273 ; atomic weight of, 1289 ; compound with nitrogen peroxide, 1282 ; detection and estimation of, 1286 ; extraction of by

- Mond's carbon monoxide process, 1272; extraction of from garnierite, 1271; extraction of from sulphides, 1272; properties of, 1273; separation from cobalt, 1287; spectrum of, 1287
- Nickel ammonium sulphate, 1282
- Nickel arsenates, 1284
- Nickel arsenides, 1283
- Nickel-blende, 1270
- Nickel boride, 1284
- Nickel bromide, 1280
- Nickel calcium potassium nitrite, 1283
- Nickel carbonate, 1286
- Nickel chloride, 1279
- Nickel coinage, 1275, 1274
- Nickel cyanide, 1286
- Nickel dioxide, 1279
- Nickel disulphide, 1281
- Nickel fluoride, 1279
- Nickel-glance, 1270
- Nickel hydroxide, 1278
- Nickel iodide, 1280
- Nickel monosulphide, 1280
- Nickel monoxide, 1277
- Nickel nitrate, 1283
- Nickel nitride, 1282
- Nickel nitrite, 1283
- Nickel ochre, 1270
- Nickel oxides, 1277
- Nickel peroxides, 1279
- Nickel phosphates, 1283
- Nickel phosphides, 1283
- Nickel-plating, 1274
- Nickel potassium cyanide, 1286
- Nickel sesquioxide, 1278
- Nickel sesquisulphide, 1281
- Nickel silicates, 1286
- Nickel silicide, 1286
- Nickel-silver, 1276
- Nickel steel, 1189
- Nickel subsulphide, 1281
- Nickel sulphate, 1281
- Nickel tetracarbonyl, 1284
- Nickel tetroxide, 1279
- Nickel trihydroxide, 1278
- Nickel vitriol, 1281
- Nickeline, 1270, 1283
- Nickelites, 1279
- Nickelous nickelite, 1278
- Niobium, *see under* Columbium
- Nitrates, generic properties of, 127
- Nitre, 338
- Nitrides, generic properties of, 127
- Nitrites, generic properties of, 127
- Nitrito-platinites, 1367
- Nitrocobalt, 1259
- Nitrocopper, 423
- Nitronickel, 1282
- Nitroprussic acid, 1241
- Nitroprussides, 1243
- Nitrosferricyanic acid, 1241
- Nitrosoplatinic chloride, 1363
- O
- Ochreous iron ore, 1195
- Odontolite, 726
- Okenite, 556
- Olivenite, 432
- Optical glass, 565
- Orangite, 812
- Ornithite, 550
- Orthoclase, 727
- Orthoplumbates, 869
- Orthorhombic system of crystals, 209
- Orthotitanic acid, 793
- Osmates, 1324
- Osmiamic acid, 1328
- Osmibromides, 1326
- Osmic acid, 1323
- Osmichlorides, 1326
- Osminitrites, 1329
- Osmiridium, 1332
- Osmisulphites, 1327
- Osmium, 1320; ammoniacal compounds of, 1328; atomic weight of, 1331; detection and estimation of, 1330
- Osmium bromides, 1326
- Osmium dichloride, 1325
- Osmium dioxide, 1323
- Osmium iodides, 1326
- Osmium monoxide, 1323
- Osmium nitrite, 1329
- Osmium oxides, 1322
- Osmium oxysulphide, 1323
- Osmium sesquioxide, 1323
- Osmium sulphite, 1327
- Osmium tetrachloride, 1326
- Osmium tetrahydroxide, 1323
- Osmium tetrasulphide, 1327
- Osmium tetroxide, 1324
- Osmium trichloride, 1325
- Osmium trihydroxide, 1323
- Osmium trioxide, 1323
- Osmochlorides, 1325
- Osmocyanic acid, 1329
- Osmosammine hydroxide, 1328
- Osmylechlorides, 1326
- Osmyldiammine chloride, 1328
- Osteolite, 549
- Oxides, acid-forming, 105; basic, 104; classification of, 104; intermediate, 107
- Oxycobaltamines, 1263
- Oxydimercuriammonium salts, 691
- Oxymuriate of tin, 843
- Ozomolybdic acid, 1047
- P
- Packfong, 1274
- Pack-tong, 1274
- Palladibromides, 1315
- Palladic chloride, 1315

- Palladichloric acid, 1315
 Palladichlorides, 1315
 Palladiobromides, 1315
 Palladiochlorides, 1314
 Palladiocyanides, 1317
 Palladionitrites, 1316
 Palladiosulphites, 1316
 Palladiothiocyanates, 1317
 Palladious bromide, 1315
 Palladious chloride, 1314
 Palladious cyanide, 1317
 Palladious iodide, 1315
 Palladious nitrate, 1317
 Palladious sulphate, 1316
 Palladious thiocyanate, 1317
 Palladium, 1307; ammoniacal compounds of, 1317; atomic weight of, 1319; detection and estimation of, 1318
 Palladium ammonium polysulphide, 1316
 Palladium dioxide, 1311
 Palladium disulphide, 1316
 Palladium hydrogen, 1312
 Palladium monochloride, 1314
 Palladium monochloride and carbon monoxide, 1314
 Palladium monosulphide, 1316
 Palladium monoxide, 1311
 Palladium subsulphide, 1316
 Palladodiammine chloride, 1318
 Palladodiammine compounds, 1317
 Palladodiammine hydroxide, 1318
 Palladosammine chloride, 1318
 Palladosammine compounds, 1317
 Palladosammine cyanide, 1317
 Palladosammine hydroxide, 1318
 Paratungstates, 1062
 Paris yellow, 1009
 Parkes' process of lead desilverisation, 860
 Patent yellow, 871
 Pateraite, 1035
 Patronite, 889
 Pattinson process of lead desilverisation, 858
 Pearl-ash, 349
 Pearlite, 1192
 Pectolite, 556
 Pelopium, 921
 Pentamminecobaltic salts, 1261
 Pentlandite, 1270
 Perchlorates, generic properties of, 125
 Perchromates, 1013
 Perchromic acid, 1013
 Percolumbic acid, 928
 Periclase, 621
 Periodates, generic properties of, 125
 Periodic system, 50; chemical properties in relation to, 56; conductivity of metals in relation to, 65; correction of doubtful atomic weights by means of, 67; difficulties of, 70; existence of unknown elements foretold by, 69; melting and boiling points of the elements in relation to, 63; odd and even series, 51; physical properties of the elements in relation to, 58; specific gravity and atomic volume in relation to, 59; table of, 52, 53, 55; valency in relation to, 57
 Permanent white, 599, 602
 Permanganates, 1115
 Permanganic acid, 1114
 Permanganic oxychloride, 1121
 Permanganic oxyfluoride, 1122
 Permolybdic acid, 1047
 Perovskite, 793
 Perosmic anhydride, 1324
 Peroxides, 106
 Per-rhodates, 1303
 Per-ruthenates, 1294
 Perstannic acid, 838
 Pertantallic acid, 936
 Perthiomolybdic acid, 1054
 Pertungstic acid, 1069
 Peruranates, 1085
 Pervanadates, 902
 Pervanadic acid, 902
 Perzirconic acid, 807
 Petalite, 230
 Pewter, 830, 946
 Pharaoh's serpents, 690
 Pharmacosiderite, 1221
 Phase rule, 115
 Phenacite, 609
 Philippium, 761
 Phœnicite, 1009
 Phosgenite, 851
 Phosphides, generic properties of, 128
 Phosphites, generic properties of, 128
 Phosphochalcite, 431
 Phosphoduodecitungstic acid, 1067
 Phosphomolybdic acid, 1045
 Phosphor-bronze, 831
 Phosphorite, 549
 Phosphotungstic acids, 1067
 Phosphovanadic acid, 917
 Photography, 475
 Pig-iron, 1156
 Pitchblende, 1079
 Plaster of Paris, 546
 Platinammine compounds, 1370
 Platinates, 1358
 Platin-diammine compounds, 1370
 Platinibromic acid, 1365
 Platinibromides, 1365
 Platinic acid, 1358
 Platinic bromide, 1364
 Platinic chloride, 1362
 Platinic hydroxide, 1358
 Platinic iodide, 1365

- Platinic sulphate, 1366
 Platinichloric acid, 1363
 Platinichlorides, 1363
 Platiniodic acid, 1365
 Platiniodides, 1365
 Platiniridium, 1332
 Platinithiocyanates, 1373
 Platinithiocyanic acid, 1373
 Platinmolybdic acid, 1358
 Platinmonodiammine, 1370
 Platinochlorides, 1361
 Platinocyanic acid, 1371
 Platinocyanides, 1371
 Platinonitrites, 1367
 Platinoplatinic oxide, 1359
 Platinosulphites, 1366
 Platinothiocyanaes, 1373
 Platinothioplatinate, 1366
 Platinous bromide, 1364
 Platinous chloride, 1359
 Platinous fluoride, 1359
 Platinous hydroxide, 1357
 Platinous iodide, 1365
 Platinsemiammine compounds, 1370
 Platinsemidiammine compounds, 1370
 Platinungstic acid, 1358
 Platinum, 1342; ammoniacal compounds of, 1368; annual production of, 1351; atomic weight of, 1376; colloidal, 1355; compounds with arsenic, 1371; compounds with phosphorus, 1370; detection and estimation of, 1374; fulminating, 1368; metallurgy of, 1345; preparation of pure, 1350; properties of, 1351; spongy, 1354
 Platinum black, 1354
 Platinum dichloride, 1359
 Platinum diphosphide, 1370
 Platinum dioxide, 1358
 Platinum disulphide, 1365
 Platinum hydroxide, 1358
 Platinum metals, separation of, 1331; 1375; qualitative detection of, 1330, 1375
 Platinum monochloride, 1359
 Platinum monosulphide, 1365
 Platinum monoxide, 1357
 Platinum selenide, 1367
 Platinum sesquioxide, 1359
 Platinum sesquisulphide, 1366
 Platinum telluride, 1367
 Platinum tetrachloride, 1362
 Plato-diammine compounds, 1369
 Plato-monodiammine compounds, 1369
 Platosammine compounds, 1369
 Platosemiammine compounds, 1369
 Platosemidiammine compounds, 1369
 Plumbates, 869
 Plumbichlorides, 872
 Plumbic sulphate, 875
 Plumbites, 865
 Plumbocalcite, 522
 Pneumatogen, 319
 Pollux, 365
 Polonium, 1397
 Polybasite, 438
 Polyhalite, 325
 Polymorphism, 218
 Polysphærite, 877
 Porcelain, fritted, 732; hard, 730; history of, 729; semi-, 733; tender, 732; true, 730
 Portland cement, 557
 Potashes, 349
 Potash felspar, 727
 Potash glass, soluble, 355
 Potash-lead glass, 564
 Potash-lime glass, 564
 Potash lye, 321
 Potassium, 313; alloy with sodium, 319; atomic weight of, 357; detection and estimation of, 355; preparation of, 315; properties of, 317; sources of, 314; spectrum of, 355
 Potassamide, 337
 Potassammonium, 372
 Potassium-alum, 723
 Potassium aluminate, 712
 Potassium amalgam, 669
 Potassium amidochromate, 1013
 Potassium antimonate, 954
 Potassium aquochlororuthenate, 1296
 Potassium arsenates, 348
 Potassium arsenide, 347
 Potassium arsenite, 347
 Potassium aurate, 505
 Potassium auribromide, 509
 Potassium auric sulphite, 512
 Potassium aurichloride, 508
 Potassium auricyanide, 516
 Potassium aurochloride, 507
 Potassium aurocyanide, 515
 Potassium aurothiocyanate, 516
 Potassium barium ferrocyanide, 1232
 Potassium borates, 348
 Potassium bromate, 331
 Potassium bromide, 326
 Potassium calcium ferrocyanide, 1231
 Potassium carbide, 349
 Potassium carbonate, 349
 Potassium carbonylferrocyanide, 1241
 Potassium chlorate, 328
 Potassium chloride, 324
 Potassium chlorochromate, 1012
 Potassium chloroplatinate, 1363
 Potassium chloroplatinicyanide, 1372
 Potassium chromate, 1003
 Potassium chromicyanide, 1026
 Potassium chromithiocyanate, 1026
 Potassium chromocyanide, 1026
 Potassium chromosulphate, 1023
 Potassium cobalticyanide, 1266
 Potassium cobaltinitrite, 1259
 Potassium cobaltocyanide, 1265
 Potassium columbifer fluoride, 929
 Potassium cyanate, 354
 Potassium cyanide, 352

- Potassium dichromate, 1004
 Potassium diperiodate, 332
 Potassium disulphate, 336
 Potassium diuranate, 1084
 Potassium ferricyanide, 1233
 Potassium ferrocyanide, 1230
 Potassium ferrodinitrososulphide, 1218
 Potassium ferrodinitrosothiosulphate, 1218
 Potassium ferroheptanitrososulphide, 1218
 Potassium fluochromate, 1011
 Potassium fluoride, 324
 Potassium fluosilicate, 355
 Potassium fluotitanate, 795
 Potassium germanofluoride, 821
 Potassium hexacolumbate, 928
 Potassium hexacyanochromite, 1026
 Potassium hexatantalate, 935
 Potassium hexathiocyanochromite, 1026
 Potassium hydride, 324
 Potassium hydrogen carbonate, 352
 Potassium hydrogen sulphate, 336
 Potassium hydrogen sulphite, 335
 Potassium hydrosulphide, 333
 Potassium hydroxide, 320
 Potassium hypoantimonate, 952
 Potassium hypochlorite, 328
 Potassium iodate, 331
 Potassium iodide, 327
 Potassium iodotetrachloride, 328
 Potassium iridate, 1336
 Potassium iridichloride, 1336
 Potassium iridicyanide, 1339
 Potassium iridiobromide, 1337
 Potassium iridochloride, 1336
 Potassium iridocyanide, 1339
 Potassium iridionitrite, 1339
 Potassium manganate, 1113
 Potassium manganichloride, 1121
 Potassium manganicyanide, 1129
 Potassium manganifluoride, 1119
 Potassium manganite, 1107
 Potassium manganocyanide, 1129
 Potassium mesoperiodate, 331
 Potassium metabisulphite, 335
 Potassium metaphosphates, 347
 Potassium metaplumbate, 869
 Potassium metavanadate, 899
 Potassium molybdates, 1042
 Potassium monoxide, 319
 Potassium nitrate, 338
 Potassium nitrite, 337
 Potassium nitroferricyanide, 1244
 Potassium nitroprusside, 1243
 Potassium octomolybdate, 1043
 Potassium orthophosphates, 347
 Potassium osmate, 1324
 Potassium osmiumate, 1329
 Potassium osmichloride, 1326
 Potassium osmochloride, 1325
 Potassium osmocyanide, 1330
 Potassium osmyl chloride, 1326
 Potassium oxides, 319
 Potassium palladichloride, 1315
 Potassium palladiobromide, 1315
 Potassium palladiochloride, 1314
 Potassium palladiocyanide, 1317
 Potassium palladionitrite, 1316
 Potassium palladiothiocyanate, 1317
 Potassium pentathiomolybdate, 1054
 Potassium perborate, 349
 Potassium percarbonate, 352
 Potassium perchlorate, 330
 Potassium percolumbate, 929
 Potassium periodate, 331
 Potassium permanganate, 1115
 Potassium permolybdate, 1047
 Potassium peroxide, 322
 Potassium peroxide hypertitanate, 794
 Potassium per-ruthenate, 1294
 Potassium persulphate, 337
 Potassium pertantalate, 936
 Potassium pervanadate, 902
 Potassium platinichloride, 1363
 Potassium platinithiocyanate, 1373
 Potassium platinobromide, 1364
 Potassium platinochloride, 1361
 Potassium platinumocyanide, 1371
 Potassium platinonitrite, 1367
 Potassium platinosulphite, 1366
 Potassium platinothiocyanate, 1373
 Potassium platinothioplatinate, 1366
 Potassium polysulphides, 333
 Potassium pyroantimonate, 955
 Potassium pyrophosphates, 347
 Potassium rhodicyanide, 1306
 Potassium rhodium nitrite, 1306
 Potassium rhodochloride, 1305
 Potassium ruthenate, 1294
 Potassium ruthenichloride, 1296
 Potassium ruthenicyanide, 1299
 Potassium selenate, 337
 Potassium silicates, 354
 Potassium silicotungstates, 1069
 Potassium stannate, 836
 Potassium stannifluoride, 841
 Potassium sulphate, 335
 Potassium sulphide, 332
 Potassium sulphite, 334
 Potassium tantalofluoride, 936
 Potassium tetrachromate, 1006
 Potassium tetramolybdate, 1043
 Potassium tetranitrodiammine cobaltite, 1263
 Potassium tetrathiocyanodiammine chromite, 1032
 Potassium tetra vanadate, 899
 Potassium thioantimonate, 966
 Potassium thiocyanate, 354
 Potassium thiomolybdate, 1054
 Potassium thioostannate, 846
 Potassium thiosulphate, 337
 Potassium thorofluoride, 816
 Potassium titanate, 793

- Potassium titanofluoride, 795
 Potassium titanoperoxyfluoride, 796
 Potassium triantimonite, 952
 Potassium trichromate, 1006
 Potassium tri-iodide, 327
 Potassium trimolybdate, 1043
 Potassium tungstates, 1064
 Potassium tungstoilicates, 1068
 Potassium urano-oxyfluoride, 1086
 Potassium vanadic thiocyanate, 917
 Potassium vanadite, 906
 Potassium zirconofluoride, 807
 Pottery, history of, 729
 Pottery ware, common, 733
 Powder of fusion, 343
 Praseocobaltic chloride, 1262
 Praseodymium, 780; spectrum of, 781
 Praseodymium chloride, 781
 Praseodymium dioxide, 780
 Praseodymium hydroxide, 781
 Praseodymium nitrate, 781
 Praseodymium sesquioxide, 781
 Praseodymium sulphate, 781
 Preparing salts, 836
 Proustite, 438
 Prout's hypothesis, 44
 Prussian blue, commercial, 1240; insoluble, 1239; α -soluble, 1236; β -soluble, 1238; γ -soluble, 1238
 Prussian-green, 1240
 Pseudomalachite, 431
 Psilomelane, 594, 1098
 Psittacinite, 889
 Puce-coloured oxide of lead, 867
 Pucherite, 889, 975
 Purple copper ore, 393
 Purple of Cassius, 501
 Purpureo-chromium salts, 1031
 Purpureo-iridium chloride, 1341
 Puzzuolana, 556
 Pyrargyrite, 438, 940
 Pyrochlor, 812, 923
 Pyrochroite, 1103
 Pyrolusite, 1097, 1105
 Pyromorphite, 851, 877
 Pyrovanadic acid, 897
- Q
- Quadratic system of crystals, 207
 Quartz glass, 565, 584
 Quartz mining, 490
- R
- Radiated pyrites, 1210
 Radioactive change, method of investigating, 1388; products of, 1397
 Radioactive elements, 1377
 Radioactivity, characteristics of, 1380; law of decay of, 1389; measurement of, 1381; phenomena of, 1383
 Radio-lead, 1399
 Radio-tellurium, 1397
 Radio-thorium, 1400
 Radium, 1389; atomic weight of, 1391; production of from uranium, 1401; products of radioactive change of, 1393, 1402; spectrum of, 1391
 Radium A, B, C, D, and E, 1397
 Radium F, 1397
 Radium G, 1399
 Radium clock, 1386
 Radium compounds, emission of heat by, 1386
 Radium emanation, 1393; products of radioactive change of, 1397
 Radium salts, purification and properties of, 1390
 Rare earths, formulæ of, 767; metals of the, 760; occurrence of, 762; separation, 764; table of, 762, 763
 Rays emitted by radioactive substances, nature and properties of, 1383
 Réaumur's porcelain, 579
 Red copper ore, 393, 415
 Red hæmatite, 1148, 1196
 Red lead, 866
 Red oxide of mercury, 673
 Red precipitate, 673
 Red prussiate of potash, 1233
 Red silver ore, 940
 Red zinc ore, 636, 643
 Regular system of crystals, 194
 Rewdanskite, 1270, 1286
 Rhodicyanides, 1306
 Rhodites, 1304
 Rhodium, 1300; ammoniacal derivatives of, 1306; atomic weight of, 1307; detection and estimation of, 1307
 Rhodium alloys, 1302
 Rhodium-alums, 1305
 Rhodium cæsium-alum, 1306
 Rhodium dioxide, 1303
 Rhodium hydrosulphide, 1305
 Rhodium monosulphide, 1305
 Rhodium monoxide, 1303
 Rhodium nitrate, 1306
 Rhodium nitrite, 1306
 Rhodium sesquioxide, 1303
 Rhodium sesquisulphide, 1305
 Rhodium sulphate, 1305
 Rhodium sulphite, 1305
 Rhodium tetrahydroxide, 1303
 Rhodium trichloride, 1304
 Rhodium trihydroxide, 1303
 Rhodochlorides, 1304
 Rhodocrozoite, 1098, 1128
 Rhodonite, 1130
 Rhombic system of crystals, 209

- Rinmann's green, 653, 1268
 Ripidolite, 700
 Rock-salt, 251
 Roemerite, 1215
 Roentgen rays, 1379
 Roman-alum, 720
 Roman cement, 557
 Romeite, 953
 Roscoelite, 889
 Rosecobalt salts, 1261
 Roseorhodium chloride, 1307
 Rouge, 1197
 Rubidium, 358; atomic weight of, 365; detection and estimation of, 364; perhalogen compounds of, 363; properties of, 362; separation from caesium, 362; spectrum of, 364
 Rubidium antimonichloride, 960
 Rubidium bromide, 363
 Rubidium carbonate, 364
 Rubidium chlorate, 363
 Rubidium chloride, 363
 Rubidium cobaltinitrite, 1260
 Rubidium compounds, preparation of, 361
 Rubidium hydride, 363
 Rubidium hydroxide, 363
 Rubidium iodide, 363
 Rubidium manganifluoride, 1119
 Rubidium nitrate, 364
 Rubidium oxides, 363
 Rubidium pentasulphide, 364
 Rubidium perchlorate, 364
 Rubidium platinichloride, 1363
 Rubidium selenate, 364
 Rubidium sulphate, 364
 Ruby, 708
 Ruby-silver, 438
 Rupert's drops, 576
 Ruthenates, 1294
 Ruthenibromides, 1296
 Ruthenic sulphate, 1297
 Ruthenichlorides, 1296
 Rutheniobromides, 1296
 Rutheniochlorides, 1296
 Rutheniocyanic acid, 1299
 Rutheniocyanides, 1299
 Ruthenium, 1290; ammoniacal compounds of, 1298; atomic weight of, 1299; detection and estimation of, 1299
 Ruthenium dichloride, 1295
 Ruthenium dioxide, 1293
 Ruthenium disulphide, 1297
 Ruthenium dithionate, 1297
 Ruthenium nitrosochloride, 1297; double salts of, 1298
 Ruthenium oxides, 1293
 Ruthenium oxychloride, 1296
 Ruthenium sesquioxide, 1293
 Ruthenium sesquisulphite, 1297
 Ruthenium silicide, 1299
 Ruthenium sulphide, 1297
 Ruthenium tetrachloride, 1296
 Ruthenium tetrahydroxide, 1294
 Ruthenium tetroxide, 1294
 Ruthenium tribromide, 1296
 Ruthenium trichloride, 1295
 Ruthenium trihydroxide, 1293
 Ruthenium tri-iodide, 1296
 Ruthenium trisulphide, 1297
 Rutile, 791
- S
- Sal-ammoniac, 373
 Salt-cake, 258
 Salt-cake process, 284
 Salt-cake, manufacture of, by Hargreave's process, 290
 Saltpetre, 338
 Salts, acid, 109; basic, 109; classification of, 108; complex, 110; constitution of, 91; constitution in dilute solution, 101; double, 110; double, solubility of, 118; fusibility and volatility of, 122; generic properties of, 123; hydrolysis of in solution, 103; normal, 108; solubility of, 111
 Sal-volatile, 384
 Samarium, 782; spectrum of, 782
 Samarium chloride, 782
 Samarium subchloride, 782
 Samarskite, 762, 1079; analysis of, 764
 Sapphire, 708
 Saturation current, 1382
 Saxifragin, 604
 Scandium, 768
 Scandium hydroxide, 769
 Scandium potassium sulphate, 769
 Scandium sulphate, 769
 Scheele's green, 432
 Scheelite, 1057, 1065
 Schlippe's salt, 966
 Schorlomite, 788
 Schreibersite, 1137
 Schweizer's reagent, 418
 Scorodite, 1221
 Selenite, 544
 Sellaite, 622
 Senarmontite, 950
 Sesquisauramine, 514
 Shear-steel, 1174
 Siderite, 1149
 Siderum, 1219
 Sidot's blende, 648
 Silica ware, fused, 584
 Silicates, generic properties of, 129
 Siliceous calamine, 636
 Silicotungstic acids, 1068
 Silver, 438; alloys of, 456; annual production of, 449; atomic weight of, 483; colloidal, 453; detection

- and estimation of, 481 ; extraction of, American amalgamation process, 446 ; extraction of, Augustin process, 447 ; extraction of, Claudet process, 449 ; extraction of, cupellation process, 439 ; extraction of, from argentiferous copper, 449 ; extraction of, Mexican amalgamation process, 444 ; extraction of, Percy-Patera process, 448 ; extraction of, Russell process, 448 ; extraction of, wet processes, 447 ; extraction of, Ziervogel process, 447 ; metallurgy of, 438 ; molecular, 451 ; occurrence of, 438 ; oxides of, 458 ; preparation of pure, 450 ; properties of, 451 ; spectrum of, 481
- Silver acetylide, 474
- Silver-alum, 725
- Silver amalgam, 671
- Silver amide, 471
- Silver arsenates, 474.
- Silver arsenites, 474
- Silver azoimide, 471
- Silver biphosphide, 473
- Silver bromide, 465
- Silver carbide, 474
- Silver carbonate, 474
- Silver chlorate, 468
- Silver chloride, 461 ; action of light upon, 464 ; compounds with ammonia, 464
- Silver chlorite, 468
- Silver chromate, 1007
- Silver coin, 457
- Silver-copper glance, 438
- Silver cyanate, 475
- Silver cyanide, 475
- Silver dichromate, 1008
- Silver disulphide, 469
- Silver fluoride, 461
- Silver-glance, 438
- Silver hydrogen sulphate, 470
- Silver hyponitrite, 471
- Silver iodide, 466
- Silver metavanadate, 901
- Silver nitrate, 472
- Silver nitride, 471
- Silver nitrite, 472
- Silver orthovanadate, 901
- Silver oxide, 458
- Silver permanganate, 1117
- Silver peroxide, 459
- Silver peroxyfluoride, 460
- Silver peroxynitrate, 460
- Silver peroxy sulphate, 460
- Silver phosphates, 473
- Silver plating, 454
- Silver platinochloride, 1362
- Silver platinonitrite, 1367
- Silver potassium carbonate, 474
- Silver potassium cyanide, 475
- Silver potassium thiocyanate, 475
- Silver pyrovanadate, 901
- Silver salts, action of light of different degrees of refrangibility on, 480
- Silver sodium thiosulphate, 470
- Silver subfluoride, 461
- Silver sulphate, 469
- Silver sulphide, 468
- Silver sulphite, 469
- Silver thiocyanate, 475
- Silver thiosulphate, 470
- Silver ultramarine, 736
- Silvering, 454
- Silvering of glass, 455
- Skutterudite, 1249, 1264
- Slaked lime, 526
- Smalt, 1267
- Smaltite, 1264
- Smithsonite, 636
- Soda-ash, 273, 297
- Sodacetylene, 273
- Soda-crystals, 274, 311
- Soda glass, soluble, 277
- Soda lime glass, 563
- Sodamide, 261
- Sodammonium, 372
- Sodium, 239 ; alloy with potassium, 319 ; atomic weight of, 278 ; detection and estimation of, 277 ; manufacture of, 241 ; properties of, 244 ; spectrum of, 278
- Sodium-alum, 724
- Sodium aluminate, 712
- Sodium amalgam, 669
- Sodium ammonioferricyanide, 1244
- Sodium ammonioferrocyanide, 1244
- Sodium antimonate, 955
- Sodium antimonite, 952
- Sodium aquoferricyanide, 1244
- Sodium aquoferrocyanide, 1244
- Sodium arsenates, 269
- Sodium arsenide, 269
- Sodium arsenitoferricyanide, 1244
- Sodium aurichloride, 508
- Sodium aurosulphide, 510
- Sodium aurothiosulphate, 512
- Sodium aurous sulphite, 512
- Sodium azoimide, 262
- Sodium bicarbonate, 311
- Sodium borates, 270
- Sodium bromide, 254
- Sodium carbide, 273
- Sodium carbonate, 273
- Sodium chlorate, 255
- Sodium chloride, 251
- Sodium chromate, 1006
- Sodium cyanide, 276
- Sodium decamolybdate, 1042
- Sodium dichromate, 1006
- Sodium dihydrogen phosphate, 266
- Sodium dimetaphosphate, 268
- Sodium dimolybdate, 1042
- Sodium dioxide, 248
- Sodium disulphate, 260
- Sodium disulphite, 258
- Sodium diuranate, 1084

- Sodium ferricyanide, 1234
 Sodium ferrite, 1200
 Sodium ferrocyanide, 1231
 Sodium fluoride, 251
 Sodium hexametaphosphate, 267
 Sodium hexatantalate, 935
 Sodium hydrate, 264
 Sodium hydride, 250
 Sodium hydrogen antimonite, 952
 Sodium hydrogen carbonate, 275
 Sodium hydrogen pyroantimonate, 955
 Sodium hydrogen sulphate, 260
 Sodium hydrogen sulphite, 258
 Sodium hydroxide, 246 ✓
 Sodium hypochlorite, 254; technical preparation of, 255
 Sodium hypophosphite, 264
 Sodium hyposulphite, 257
 Sodium iodide, 254
 Sodium iridichloride, 1337
 Sodium manganate, 1113
 Sodium metabisulphite, 258
 Sodium metaborate, 272
 Sodium metaphosphates, 267
 Sodium metaphosphate, insoluble, 268
 Sodium metastannate, 838
 Sodium metavanadate, 899
 Sodium molybdate, 1041
 Sodium monoxide, 245
 Sodium nitrate, 262
 Sodium nitrite, 262
 Sodium nitroferrocyanide, 1244
 Sodium nitroprusside, 1243
 Sodium octomolybdate, 1042
 Sodium orthoborate, 270
 Sodium orthophosphates, 264
 Sodium orthovanadate, 899
 Sodium osmate, 1324
 Sodium osmichloride, 1326
 Sodium osminitrite, 1329
 Sodium osmisulphite, 1327
 Sodium palladisulphite, 1316
 Sodium percarbonate, 276
 Sodium perchlorate, 256
 Sodium permanganate, 1117
 Sodium peruranate, 1085
 Sodium phosphate, common, 265
 Sodium phosphide, 264
 Sodium platinate, 1358
 Sodium platinichloride, 1363
 Sodium platinosulphite, 1366
 Sodium platinothioplantinate, 1366
 Sodium pyrophosphate, 270
 Sodium pyrophosphates, 266
 Sodium pyrovanadate, 899
 Sodium rhodium nitrite, 1306
 Sodium rhodochloride, 1305
 Sodium selenides, 257
 Sodium selenoantimonate, 968
 Sodium sesquicarbonate, 312
 Sodium silicates, 276
 Sodium silicofluoride, 277
 Sodium stannate, 836
 Sodium subchloride, 254
 Sodium suboxide, 245
 Sodium sulphate, 258
 Sodium sulphide, 257
 Sodium sulphite, 258
 Sodium sulphitoferricyanide, 1244
 Sodium sulphosomate, 1327
 Sodium tantalofluoride, 937
 Sodium tellurides, 257
 Sodium tetramolybdate, 1042
 Sodium tetravanadate, 899
 Sodium thioantimonate, 966
 Sodium thiopalladate, 1316
 Sodium thioantimonate, 846
 Sodium thiosulphate, 260
 Sodium titanofluoride, 796
 Sodium trimetaphosphate, 268
 Sodium trimolybdate, 1042
 Sodium trioxide, 250
 Sodium tungstates, 1063
 Sodium vanadite, 906
 Sodium zirconate, 806
 Sodyl hydroxide, 249
 Solar atmosphere, composition of, 170
 Solder, 830
 Soluble potash glass, 355
 Soluble soda glass, 277
 Solutions, supersaturated, 120
 Sombrette, 549
 Sorbite, 1192
 Spathic iron ore, 1149, 1222
 Spectra, absorption, 165; arc, 147; emission, 146; flame, 147; mapping and measuring, 149; of allied elements, relations between, 159; of compounds, 155; of the elements, 154; relations between the lines of, 157; solar, 170; spark, 147; stellar, 174; variation observed in, 153
 Spectroscope, application of in Bessemer process, 1182; application of to chemical analysis, 160; construction and use of, 144; discovery of new elements by, 163
 Spectrum analysis, 140; principles of, 140
 Spectrum of aluminium, 737; antimony, 971; barium, 605; cadmium, 660; caesium, 369; calcium, 584; cerium, 779; chromium, 1033; cobalt, 1268; copper, 436; europium, 783; gallium, 742; germanium, 822; glucinum, 614; gold, 517; indium, 746; iron, 1247; lanthanum, 773; lead, 885; lithium, 238; magnesium, 632; manganese, 1131; mercury, 696; neodymium, 782; nickel, 1287; potassium, 355; praeodymium, 781; radium, 1391; rubidium, 364; samarium, 782; silver, 481; sodium, 278; stron-

- tium, 591; thallium, 758; tin, 849; titanium, 802; uranium, 1095; ytterbium, 785; yttrium, 771; zinc, 652; zirconium, 811
- Specular iron, 1162, 1196
- Specular iron ore, 1148
- Speculum-metal, 831
- Speiss-cobalt, 1249
- Sperrylite, 1344
- Sphene, 794
- Spiegel iron, 1162
- Spinel, 616
- Spinels, the, 713
- Spintharoscope, 1385
- Spodumene, 230
- Stannates, 836
- Stannibromides, 844
- Stannic acid, α -, 836
- Stannic acid, colloidal, 838
- Stannic acid, meta-, 837
- Stannic bromide, 844
- Stannic chloride, 841
- Stannic fluoride, 841
- Stannic hydroxides, 835
- Stannic nitrate, 847
- Stannic oxide, 834
- Stannic oxysulphide, 847
- Stannic pyrophosphate, 848
- Stannic sulphate, 847
- Stannic sulphide, 855
- Stannichlorides, 843
- Stannifluorides, 841
- Stannous bromide, 839
- Stannous chloride, 839
- Stannous fluoride, 839
- Stannous hydroxide, 834
- Stannous iodide, 840
- Stannous nitrate, 841
- Stannous oxide, 834
- Stannous sulphate, 841
- Stannous sulphide, 840
- Star-antimony, 941
- Steel, 1146; blister, 1175; case-hardening, 1189; chrome-, 1189; crucible, 1176; constituents of, 1192; constitution of, 1191; damascening, 1189; elimination of phosphorus in Bessemer process, 1181; Harvey process for hardening, 1189; manganese, 1189; manufacture of, 1172; manufacture of by Bessemer process, 1177; manufacture of by Bessemer process, application of spectroscope in, 1182; manufacture of by cementation process, 1174; manufacture of by open-hearth processes, 1183; manufacture of in tilting furnaces, 1186; molybdenum, 1189; nickel, 1189; properties of, 1188; recalcence of, 1190; tempering, 1188; tungsten, 1189; vanadium, 1189
- Steels, special, 1147; special, analyses of, 1190
- Stellar phosphate, 550
- Stephanite, 438
- Stibine, 947
- Stibium, 939
- Stiblite, 941
- Stibnite, 939, 961
- Stolzite, 851, 1057, 1065
- Stoneware, 733
- Strass, 564
- Stream-tin, 824, 835
- Stromeyerite, 438
- Strontianite, 586, 590
- Strontium, 586; atomic weight of, 592; detection and estimation of, 591; preparation of, 586; spectrum of, 591
- Strontium arsenide, 590
- Strontium boride, 590
- Strontium carbonate, 590
- Strontium chloride, 589
- Strontium compounds, purification of, 588
- Strontium dioxide, 588
- Strontium ferrocyanide, 1231
- Strontium hydride, 588
- Strontium hydroxide, 588
- Strontium monoxide, 588
- Strontium nitrate, 590
- Strontium nitride, 590
- Strontium phosphide, 590
- Strontium sulphate, 589
- Strontium sulphide, 589
- Suint, 350
- Sulphates, generic properties of, 126
- Sulphatodiammine-iridium, 1340
- Sulphides, generic properties of, 125
- Sulphites, generic properties of, 126
- Sulphochromic hydroxide, 1023
- Sulphochromites, 1024
- Sulphochromyl hydroxide, 1022
- Sulphonosmates, 1327
- Sulvanite, 889
- Superphosphate of lime, 550
- Syepoorite, 1257
- Sylvanite, 484, 513
- Sylvine, 314, 325
- Symmetry, alternating, 180; axis of, 178; centre of, 179; equatorial, 179; of crystals, 178; plane of, 178; polar, 179
- Sympathetic inks, 1256
- Syngenite, 547

T

- Tachydrite, 325, 623
- Talc, 616
- Tantalates, 935.
- Tantallic acid, 935
- Tantalite, 923
- Tantalofluorides, 936
- Tantalum, 933; atomic weight of, 938; detection and estimation of, 938; separation from columbium, 924

- Tantalum dichloride, 937
 Tantalum hydroxide, 935
 Tantalum nitride, 938
 Tantalum pentabromide, 937
 Tantalum pentachloride, 937
 Tantalum pentafluoride, 936
 Tantalum pentoxide, 935
 Tantalum potassium oxyfluoride, 937
 Tantalum potassium peroxyfluoride, 937
 Tantalum tetrasulphide, 937
 Tantalum tetroxide, 934
 Tartar emetic, 950
 Telluric bismuth, 974
 Tenorite, 393, 416
 Tephroite, 1130
 Terbium, 783; oxides of, 784
 Tesseral system of crystals, 194
 Tetradymite, 974, 987
 Tetragonal system of crystals, 207
 Tetramminecobaltic salts, 1262
 Tetrammineiridium dichloride, 1340
 Tetramminepalladious chloride, 1318
 Tetramminepalladiousohydroxide, 1318
 Tetrammineplatinic compounds, 1370
 Tetrammineplatinous chloride, 1370
 Tetrammineplatinous compounds, 1369
 Tetrathiocyanodiammine chromites, 1032
 Thallic bromide, 757
 Thallic chloride, 756
 Thallic compounds, 755
 Thallic hydroxide, 756
 Thallic nitrate, 758
 Thallic sulphate, 757
 Thallic sulphide, 757
 Thallium, 747; atomic weight of, 759; detection and estimation of, 758; spectrum of, 758
 Thallium-alums, 753
 Thallium hydroxide, 750
 Thallium monochloride, 751
 Thallium monosulphide, 752
 Thallium monoxide, 750
 Thallium phosphates, 754
 Thallium silicate, 755
 Thallium trioxide, 755
 Thallo-thallic chloride, 756
 Thallo-thallic sulphates, 758
 Thallous bromide, 751
 Thallous carbonate, 754
 Thallous chlorate, 752
 Thallous chloride, 751
 Thallous compounds, 750
 Thallous cyanide, 754
 Thallous fluoride, 751
 Thallous hydrogen fluoride, 751
 Thallous hydrogen sulphate, 753
 Thallous iodide, 751
 Thallous nitrate, 753
 Thallous pentasulphide, 753
 Thallous perchlorate, 752
 Thallous phosphate, 754
 Thallous sulphate, 753
 Thallous sulphide, 752
 Thénardite, 258
 Thénard's blue, 1268
 Thermite, 706
 Thermonatrite, 274
 Thioantimonates, 964, 966
 Thiogermanates, 822
 Thiopalladates, 1316
 Thiostannates, 846
 Thiostannic acid, 846
 Thiotungstates, 1076
 Thoria, 814
 Thorianite, 763, 812
 Thorite, 811
 Thorium, 811, 1400; atomic weight of, 818; compounds, extraction of, 813; detection and estimation of, 818; products of radioactive change of, 1403; properties of, 814; radioactive properties of, 1400
 Thorium borides, 817
 Thorium carbide, 817
 Thorium chloride, 816
 Thorium dioxide, 814
 Thorium emanation, 1400
 Thorium fluoride, 816
 Thorium hydride, 815
 Thorium meta-compounds, 815
 Thorium nitrate, 817
 Thorium nitride, 817
 Thorium oxysulphide, 816
 Thorium phosphate, 817
 Thorium potassium sulphate, 817
 Thorium silicide, 818
 Thorium sulphate, 817
 Thorium sulphide, 816
 Thorium X, 1400
 Thulium, 784
 Tilt-steel, 1174
 Tin, 822; alloys, 830; alloys, composition of, 832; atomic weight of, 850; detection and estimation of, 848; metallurgy of, 824; mixed halogen compounds of, 844; oxides of, 833; properties of, 828; spectrum of, 849
 Tin, *see also under* Stannous and Stannic
 Tin amalgam, 831
 Tin composition, 842
 Tin dibromide, 839
 Tin dichloride, 839
 Tin difluoride, 839
 Tin di-iodide, 840
 Tin dioxide, 834
 Tin disulphide, 845
 Tin monosulphide, 840
 Tin monoxide, 834
 Tin peroxide, 838
 Tin phosphides, 847
 Tin-pyrites, 824
 Tin salt, 839
 Tin-stone, 834

- Tin tetrabromide, 844
 Tin tetrachloride, 841
 Tin tetrafluoride, 841
 Tin tetraiodide, 844
 Tin-white cobalt, 1264
 Tincal, 271
 Titanamide, 798
 Titanates, 792
 Titanic acid, 792
 Titanic iron-ore, 794
 Titanite, 794
 Titanium, 787; atomic weight of, 803; detection and estimation of, 802; preparation of, 788; properties of, 789; spectrum of, 802
 Titanium-alums, 800
 Titanium carbide, 801
 Titanium cyanonitride, 801
 Titanium dichloride, 796
 Titanium dinitride, 801
 Titanium dioxide, 791
 Titanium disulphate, 800
 Titanium disulphide, 799
 Titanium mononitride, 801
 Titanium monosulphide, 799
 Titanium monoxide, 790
 Titanium nitride, 801
 Titanium oxychloride, 798
 Titanium peroxide, 794
 Titanium sesquioxide, 790
 Titanium sesquioxide, hydrated, 790
 Titanium sesquisulphate, 800
 Titanium sesquisulphide, 799
 Titanium sulphate, basic, 800
 Titanium tetrabromide, 798
 Titanium tetrachloride, 797
 Titanium tetrafluoride, 795
 Titanium tetra-iodide, 799
 Titanium tribromide, 798
 Titanium trichloride, 796
 Titanium trifluoride, 795
 Titanium tri-iodide, 799
 Titanium trioxide, 794
 Titanofluorides, 795
 Tomback, 642
 Topaz, 727
 Transition temperature, definition of, 114
 Triamminechromium tetroxide, 1014
 Triamminecobaltic salts, 1263
 Triammineplatinic compounds, 1370
 Triammineplatinous compounds, 1369
 Triaquotriamminecobaltic chloride, 1263
 Triauramine, 515
 Trichromyl chloride, 1012
 Triclinic system of crystals, 214
 Tricobalt tetroxide, 1253
 Triferric tetroxide, 1195
 Trimanganese tetroxide, 1103
 Trimercuric diamine, 687
 Trinitrotriamminecobalt, 1263
 Tritelite, 1208
 Triphane, 230
 Triphylite, 230
 Trithiocyanotriamminechromium, 1032
 Trögerite, 1093
 Trona, 275
 Troostite, 1192
 Tungstates, 1061
 Tungsten, 1057; atomic weight of, 1078; blue oxides of, 1065; complex acids of, 1069; detection and estimation of, 1077
 Tungsten arsenide, 1077
 Tungsten boride, 1077
 Tungsten bronzes, 1066
 Tungsten carbides, 1077
 Tungsten chlorosulphide, 1075
 Tungsten dibromide, 1074
 Tungsten dichloride, 1071
 Tungsten di-iodide, 1075
 Tungsten dioxide, 1060
 Tungsten dioxidydifluoride, 1070
 Tungsten disulphide, 1075
 Tungsten hexabromide, 1074
 Tungsten hexachloride, 1072
 Tungsten hexafluoride, 1070
 Tungsten nitretamidoxide, 1076
 Tungsten nitride, 1076
 Tungsten oxybromides, 1075
 Tungsten oxychlorides, 1073
 Tungsten oxytetrafluoride, 1070
 Tungsten pentabromide, 1074
 Tungsten pentachloride, 1071
 Tungsten phosphides, 1076
 Tungsten silicide, 1077
 Tungsten steel, 1189
 Tungsten tetrachloride, 1071
 Tungsten tetraiodide, 1075
 Tungsten trioxide, 1060
 Tungsten trisulphide, 1075
 Tungsten tungstates, 1065
 Tungstic acid, 1061
 Tungstic acid, colloidal, 1063
 Tungstosilicic acid, 1068
 Turacin, 393
 Turnbull's blue, 1240
 Turner's yellow, 871
 Turquoise, 726
 Type-metal, 946

U

- Ullmannite, 940
 Ultramarine, 734; constitution of, 737; silver-, 736
 Uranates, 1084
 Uranic hydroxide, 1083
 Uranic oxide, 1083
 Uraninite, 1079
 Uranite, 1079
 Uranoso-uranic oxide, 1085
 Uranospinitite, 1093
 Uranotantalite, 1079
 Uranothallite, 1079

- Uranium, 1079; atomic weight of, 1095; detection and estimation of, 1094; extraction of, 1080; products of radioactive change of, 1403; properties of, 1081; radioactive properties of, 1401; spectrum of, 1095
- Uranium antimonide, 1093
- Uranium arsenide, 1093
- Uranium carbide, 1093
- Uranium dioxide, 1082
- Uranium mica, 1079
- Uranium monosulphide, 1090
- Uranium nitride, 1092
- Uranium oxide, black, 1085
- Uranium oxide, green, 1085
- Uranium oxides, 1082
- Uranium oxybromide, 1089
- Uranium oxychloride, 1088
- Uranium pentachloride, 1088
- Uranium pentoxide, 1085
- Uranium peroxide, 1085
- Uranium peroxyfluorides, 1087
- Uranium phosphide, 1093
- Uranium red, 1090
- Uranium selenides, 1091
- Uranium sesquisulphide, 1090
- Uranium telluride, 1091
- Uranium tetrabromide, 1089
- Uranium tetrachloride, 1087
- Uranium tetrafluoride, 1086
- Uranium triiodide, 1089
- Uranium trichloride, 1087
- Uranium vitriol, 1092
- Uranium X, 1401
- Uranium yellow, 1084
- Uranous chloride, 1087
- Uranous fluoride, 1086
- Uranous hydroxide, 1083
- Uranous oxyfluoride, 1087
- Uranous sulphate, 1091
- Uranous sulphide, 1090
- Uranyl ammonium phosphate, 1093
- Uranyl arsenates, 1093
- Uranyl bromide, 1089
- Uranyl carbonates, 1094
- Uranyl chloride, 1088
- Uranyl fluoride, 1086
- Uranyl iodide, 1089
- Uranyl nitrate, 1092
- Uranyl oxide, 1083
- Uranyl phosphates, 1093
- Uranyl selenide, 1091
- Uranyl sulphate, 1092
- Uranyl sulphide, 1090
- Uranyl sulphite, 1091
- Urao, 275
- Valency volume, 226
- Valentinite, 940, 950
- Vanadates, 897
- Vanadic acid, 896
- Vanadic anhydride, 895
- Vanadic potassium thiocyanate, 917
- Vanadinite, 889, 900
- Vanadious chloride, 909
- Vanadious sulphate, 913
- Vanadites, 906
- Vanadium, 888; alloys of, 894; atomic weight of, 920; complex acids of, 917; compounds, extraction of, 890; compounds of with chlorine, 907; detection and estimation of, 918; preparation of, 890; properties of, 893
- Vanadium-alums, 914
- Vanadium ammonium dioxyfluoride, 907
- Vanadium bronze, 896
- Vanadium carbide, 917
- Vanadium cyanides, 917
- Vanadium dichloride, 909
- Vanadium dinitride, 916
- Vanadium dioxide, 905
- Vanadium mononitride, 916
- Vanadium monosulphide, 912
- Vanadium monoxide, 903
- Vanadium oxides, 895
- Vanadium oxydifluoride, 907
- Vanadium oxytrichloride, 910
- Vanadium pentasulphide, 912
- Vanadium pentoxide, 895
- Vanadium potassium dioxyfluoride, 907
- Vanadium sesquioxide, 904
- Vanadium sesquisulphate, 914
- Vanadium sesquisulphate sulphuric acid, 914
- Vanadium sesquisulphide, 912
- Vanadium silicides, 917
- Vanadium steel, 1189
- Vanadium suboxide, 902
- Vanadium tetrachloride, 908
- Vanadium tribromide, 911
- Vanadium trichloride, 908
- Vanadium trifluoride, 906
- Vanadium trioxide, 904
- Vanadium trisulphide, 912
- Vanadium zinc dioxyfluoride, 907
- Vanadyl dibromide, 911
- Vanadyl dichloride, 910
- Vanadyl monochloride, 910
- Vanadyl sulphate, 915
- Vanadyl sulphates, 914
- Vanadyl sulphite, 913
- Vanadyl tribromide, 911
- Vanadyl trichloride, 910
- Vauquelinite, 1007
- Vauquelin's salt, 1318
- Venetian white, 881
- Verdigris, 433
- Vermilion, 684
- V
Valency, electrochemical theory of, 40; of the elements, 28; principal, 38; supplementary, 38

Victorium, 761
 Vitreous copper, 393, 422
 Vitreous silver, 468
 Vitriol ochre, 1215
 Vitrium antimonii, 967
 Vivianite, 1220
 Voglite, 1079
 Volborthite, 889, 901
 Voltaite, 1215

W

Wad, 1249
 Wagnerite, 628
 Walpurgite, 1093
 Washing soda, 274
 Wasium, 813
 Wave-length, units of, 151
 Wavellite, 726
 Websterite, 718
 Weldon's manganese recovery process, 1108
 Welsbach mantles, 776, 815
 Werner's theory of valency, 37, 1028
 White-lead, 878
 White metal, 947
 White precipitate, fusible, 692; infusible, 692
 White tellurium, 484
 White vitriol, 648
 Whitneyite, 432
 Widmanstätten's figures, 1137
 Williamson's violet, 1238
 Witherite, 594, 605
 Wolfram, 1057, 1065
 Wolframium, 708
 Wolframite, 1057
 Wolfram ochre, 1057
 Wolfsbergite, 940
 Wollastonite, 556
 Wood-tin, 835
 Wootz, 1187
 Wrought iron, 1146
 Wulfenite, 851, 1035, 1044
 Wurtzite, 648

X

Xenotime, 763
 Xonalite, 556

Y

Yellow hæmatite, 1149
 Yellow prussiate of potash, 1230
 Yellow prussiate of soda, 1231
 Yellow ultramarine, 1008
 Ytterbium, 784; spectrum of, 785

Yttrium, 769; atomic weight of, 771; detection and estimation of, 771; spectrum of, 771
 Yttrium bromide, 770
 Yttrium carbide, 770
 Yttrium carbonate, 770
 Yttrium chloride, 770
 Yttrium fluoride, 770
 Yttrium hydroxide, 769
 Yttrium iodide, 770
 Yttrium nitrate, 770
 Yttrium oxide, 769
 Yttrium phosphates, 770
 Yttrium sulphate, 770
 Yttrium sulphide, 770
 Yttrocerite, 770
 Yttrotantalite, 924

Z

Zaffre, 1264
 Zinc, 634; alloys of, 642; ammoniacal derivatives of, 652; atomic weight of, 654; detection and estimation of, 652; properties of, 640; spectrum of, 652
 Zinc smelting, 636; Belgian process, 637; Silesian process, 639
 Zincamide, 651
 Zincammonium chloride, 652
 Zinc blende, 636, 648
 Zinc bromide, 647
 Zinc carbonates, 651
 Zinc chloride, 646
 Zinc chromate, 1008
 Zinc chromite, 1000
 Zinc cyanide, 652
 Zinc diamine, 651
 Zinc dust, 642
 Zinc ferrite, 1201
 Zinc ferrocyanide, 1232
 Zinc hydroxide, 645
 Zinc iodide, 648
 Zinc nitrate, 651
 Zinc nitride, 650
 Zinc oxide, 643
 Zinc peroxide, 646
 Zinc phosphide, 651
 Zinc-spar, 636, 651
 Zinc spinel, 636
 Zinc sulphate, 648
 Zinc sulphide, 648
 Zinc-white, 644
 Zinc yellow, 1008
 Zincite, 643
 Zinckenite, 851
 Zircon, 810
 Zirconates, 806
 Zirconia, 805
 Zirconium, 804; atomic weight of, 811; detection and estimation of, 810; spectrum of, 811

-
- | | |
|-------------------------|-----------------------------|
| Zirconium boride, 809 | Zirconium oxide, 805 |
| Zirconium bromide, 808 | Zirconium oxychlorides, 808 |
| Zirconium carbides, 809 | Zirconium oxyiodide, 808 |
| Zirconium chloride, 807 | Zirconium peroxide, 806 |
| Zirconium fluoride, 807 | Zirconium silicates, 810 |
| Zirconium hydride, 807 | Zirconium silicide, 810 |
| Zirconium iodide, 808 | Zirconium sulphate, 808 |
| Zirconium nitrate, 809 | Zirconium sulphide, 808 |
| Zirconium nitrides, 809 | Zirconofluorides, 807 |

THE END

