



AGENDA ITEM: 11G

**CITY OF WAUKEE, IOWA
CITY COUNCIL MEETING COMMUNICATION**

MEETING DATE: February 16, 2021

AGENDA ITEM: Consideration of receipt and file of the purchase of a 2022 International Dump Truck/Snow Plow and Deicing Trailer from O'Halloran International in the amount of \$189,777.00.

FORMAT: Receipt/File

SYNOPSIS INCLUDING PRO & CON: This purchase is for a scheduled replacement of a 2010 International Dump Truck with spray unit and snowplow. This unit hauls materials, removes snow and has a liquid trailer for applying anti icing solutions to roadways. This is state bid pricing.

FISCAL IMPACT INCLUDING COST/BENEFIT ANALYSIS: \$189,777.00

This is a scheduled replacement item from the Road Use Budget at \$250,000. This unit will be delivered in November with payment for unit at that time.

COMMISSION/BOARD/COMMITTEE COMMENT:

STAFF REVIEW AND COMMENT:

RECOMMENDATION: Approve purchase from O'Halloran International

ATTACHMENTS: I. Bid Specs

PREPARED BY: Beth Richardson

REVIEWED BY: Tim Royer **TR**

PUBLIC NOTICE INFORMATION –

NAME OF PUBLICATION:

DATE OF PUBLICATION:



HV507 SFA

Sales Proposal For:

**CITY OF WAUKEE Single Axle Plow Truck
with Front Wing**

Presented By:

O'HALLORAN INTERNATIONAL

Prepared For:

CITY OF WAUKEE Single Axle Plow Truck with
 Front Wing
 Tim Royer John Gibson
 805 University Avnue
 Waukee, IA 50263-7705
 (515)987 - 4363

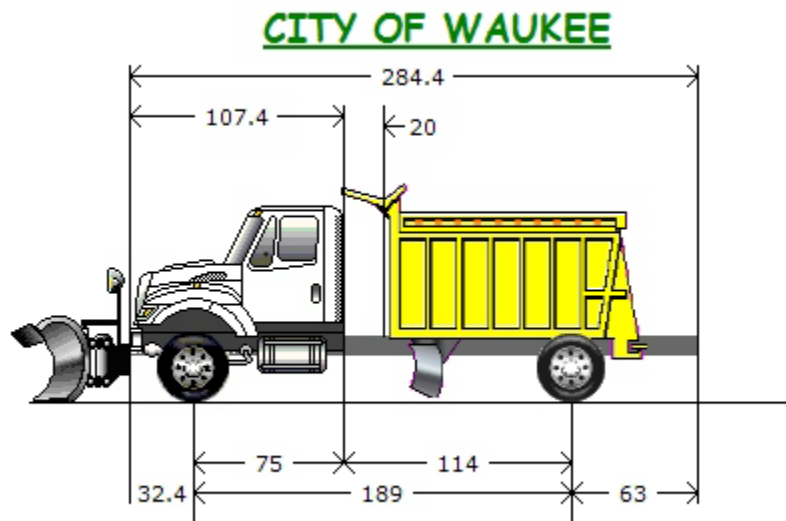
Presented By:

O'HALLORAN INTERNATIONAL
 Bob Kayser
 3311 ADVENTURELAND DRIVE
 ALTOONA IA 50009 -
 (515)967-3300

TIM, THE FOLLOWING PRICING IS BASED OFF OF THE LATEST STATE OF IOWA D.O.T. SNOW REMOVAL EQUIPMENT CONTRACT DISCOUNT WHICH HAS BEEN BASED OFF OF THE SOURCEWELL NATIONAL CONTRACT THAT THAT THE DOT HAS USED FOR THE PAST FOUR YEARS AND INTERNATIONAL HAS THE CONTRACT IN PLACE IN PLACE FOR ORDERS THROUGH 12/31/21.

\$ 96,159.00 2022 International HV507 Model 4x2 chassis WITH 300 HP Cummins identical spec to last year.
 \$ 137,618.00 Equipment from Hawkeye Truck Equip. per quotation #23494
 =====
 \$ 233,777.00 GRAND TOTAL PER TRUCK FOR DELIVERY AFTER 07/01/19
 (44,000.00) Trade allowance for unit #115 2010 model 7300 International
 =====
 \$ 189,777.00 TRADE DIFFERENCE

Includes a 60 Month 100,000 Miles extended engine aftertreatment warranty.



Model Profile
2021 HV507 SFA (HV507)

AXLE CONFIG: 4X2
MISSION: Requested GVWR: 39000. Calc. GVWR: 39000
 Calc. Geared Speed: 75.9 MPH
DIMENSION: Wheelbase: 189.00, CA: 114.00, Axle to Frame: 63.00
ENGINE, DIESEL: {Cummins L9 300} EPA 2021, 300HP @ 2200 RPM, 860 lb-ft Torque @ 1200 RPM, 2200 RPM Governed Speed, 300 Peak HP (Max)
TRANSMISSION, AUTOMATIC: {Allison 3500 RDS} 5th Generation Controls, Wide Ratio, 6-Speed with Double Overdrive, with PTO Provision, Less Retarder, Includes Oil Level Sensor, with 80,000-lb GVW and GCW Max, On/Off Highway
CLUTCH: Omit Item (Clutch & Control)
AXLE, FRONT NON-DRIVING: {Meritor MFS-16-143A} Wide Track, I-Beam Type, 16,000-lb Capacity
AXLE, REAR, SINGLE: {Meritor RS-23-161} Single Reduction, 23,000-lb Capacity, 200 Wheel Ends Gear Ratio: 5.38
CAB: Conventional, Day Cab

TIRE, FRONT: (2) 315/80R22.5 Load Range L X WORKS Z (MICHELIN), 485 rev/mile, 65 MPH, All-Position

TIRE, REAR: (4) 11R22.5 Load Range H XDN2 (MICHELIN), 497 rev/mile, 75 MPH, Drive

SUSPENSION, REAR, SINGLE: 31,000-lb Capacity, Vari-Rate Springs, with 4500-lb Capacity Auxiliary Multileaf Springs

PAINT: Cab schematic 100WK
Location 1: 9219, Winter White (Std)
Chassis schematic N/A

<u>Code</u>	<u>Description</u>
HV50700	Base Chassis, Model HV507 SFA with 189.00 Wheelbase, 114.00 CA, and 63.00 Axle to Frame.
1570	TOW HOOK, FRONT (2) Frame Mounted
1ANA	AXLE CONFIGURATION {Navistar} 4x2
	<u>Notes</u>
	: Pricing may change if axle configuration is changed.
1CAJ	FRAME RAILS Heat Treated Alloy Steel (120,000 PSI Yield); 10.866" x 3.622" x 0.437" (276.0mm x 92.0mm x 11.1mm); 456.0" (11582mm) Maximum OAL
1LLA	BUMPER, FRONT Swept Back, Steel, Heavy Duty
1WDS	FRAME EXTENSION, FRONT Integral; 20" In Front of Grille
1WEV	WHEELBASE RANGE 146" (370cm) Through and Including 195" (495cm)
2ARU	AXLE, FRONT NON-DRIVING {Meritor MFS-16-143A} Wide Track, I-Beam Type, 16,000-lb Capacity
3ADE	SUSPENSION, FRONT, SPRING Parabolic Taper Leaf, Shackle Type, 16,000-lb Capacity, with Shock Absorbers
3WAJ	SPRINGS, FRONT AUXILIARY Air Bag, Right Side Only, Driver Control
4091	BRAKE SYSTEM, AIR Dual System for Straight Truck Applications
	<u>Includes</u>
	: BRAKE LINES Color and Size Coded Nylon
	: DRAIN VALVE Twist-Type
	: GAUGE, AIR PRESSURE (2) Air 1 and Air 2 Gauges; Located in Instrument Cluster
	: PARKING BRAKE CONTROL Yellow Knob, Located on Instrument Panel
	: PARKING BRAKE VALVE For Truck
	: QUICK RELEASE VALVE On Rear Axle for Spring Brake Release: 1 for 4x2, 2 for 6x4
	: SPRING BRAKE MODULATOR VALVE R-7 for 4x2, SR-7 with relay valve for 6x4/8x6
4619	TRAILER CONNECTIONS Four-Wheel, with Hand Control Valve and Tractor Protection Valve, for Straight Truck
	<u>Notes</u>
	: When electronic stability control is ordered with trailer connections on a 4x2 truck, please check the operator manual for trailer weight restrictions.
4732	DRAIN VALVE {Berg} with Pull Chain, for Air Tank
4AZJ	AIR BRAKE ABS {Bendix AntiLock Brake System} 4-Channel (4 Sensor/4 Modulator) Full Vehicle Wheel Control System, with Automatic Traction Control
4EBS	AIR DRYER {Bendix AD-9} with Heater
4EVH	BRAKE CHAMBERS, REAR AXLE {MGM TR3030LP3TSHD} 30/30 Sqli Spring Brake
4EXV	BRAKE CHAMBERS, FRONT AXLE {Bendix} 24 Sqli
4LAG	SLACK ADJUSTERS, FRONT {Gunite} Automatic
4LGG	SLACK ADJUSTERS, REAR {Gunite} Automatic
4SPA	AIR COMPRESSOR {Cummins} 18.7 CFM
4VCL	AIR TANK LOCATION (2) Mounted 25" Back of Cab, Outside Right Rail, with Ground Clearance
4VKC	AIR DRYER LOCATION Mounted Inside Left Rail, Back of Cab

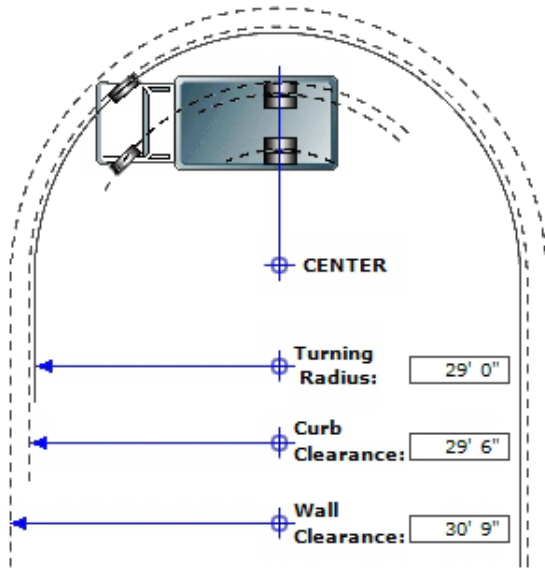
<u>Code</u>	<u>Description</u>
4WBX	DUST SHIELDS, FRONT BRAKE for Air Cam Brakes
4WDM	DUST SHIELDS, REAR BRAKE for Air Cam Brakes
4XDL	BRAKES, FRONT {Bendix Spicer ES-165-6X} Air S-Cam Type, Heavy Duty Fabricated Spider, Fabricated Shoe, Single Anchor Pin, Size 16.5" X 6", 23,000-lb Capacity
4XDM	BRAKES, REAR {Bendix Spicer ES-165-7X} Air S-Cam Type, Heavy Duty Fabricated Spider, Fabricated Shoe, Single Anchor Pin, Size 16.5" X 7", 23,000-lb Capacity per Axle
5710	STEERING COLUMN Tilting and Telescoping
5CAW	STEERING WHEEL 4-Spoke; 18" Dia., Black
5PTB	STEERING GEAR (2) {Sheppard M100/M80} Dual Power
6DGG	DRIVELINE SYSTEM {Dana Spicer} 1710, for 4x2/6x2
7BEV	AFTERTREATMENT COVER Steel, Black
7BLW	EXHAUST SYSTEM Horizontal Aftertreatment System, Frame Mounted Right Side Under Cab, for Single Vertical Tail Pipe, Frame Mounted Right Side Back of Cab
7WAZ	TAIL PIPE (1) Turnback Type
7WBS	MUFFLER/TAIL PIPE GUARD (1) Bright Stainless Steel
7WCM	EXHAUST HEIGHT 8' 10"
7WZY	SWITCH, FOR EXHAUST 2 Position, Lighted & Latching, On/Off Type, Mounted in IP, Inhibits Diesel Particulate Filter Regeneration as Long as Switch is in On Position
8000	ELECTRICAL SYSTEM 12-Volt, Standard Equipment
	<u>Includes</u>
	: DATA LINK CONNECTOR For Vehicle Programming and Diagnostics In Cab
	: HAZARD SWITCH Push On/Push Off, Located on Instrument Panel to Right of Steering Wheel
	: HEADLIGHT DIMMER SWITCH Integral with Turn Signal Lever
	: PARKING LIGHT Integral with Front Turn Signal and Rear Tail Light
	: STARTER SWITCH Electric, Key Operated
	: STOP, TURN, TAIL & B/U LIGHTS Dual, Rear, Combination with Reflector
	: TURN SIGNAL SWITCH Self-Cancelling for Trucks, Manual Cancelling for Tractors, with Lane Change Feature
	: WINDSHIELD WIPER SWITCH 2-Speed with Wash and Intermittent Feature (5 Pre-Set Delays), Integral with Turn Signal Lever
	: WINDSHIELD WIPERS Single Motor, Electric, Cowl Mounted
	: WIRING, CHASSIS Color Coded and Continuously Numbered
8518	CIGAR LIGHTER Includes Ash Cup
8541	HORN, ELECTRIC (2) Disc Style
8GXD	ALTERNATOR {Leece-Neville AVI160P2013} Brush Type, 12 Volt, 160 Amp Capacity, Pad Mount, with Remote Sense
8HAB	BODY BUILDER WIRING Back of Day Cab at Left Frame or Under Sleeper, Extended or Crew Cab at Left Frame; Includes Sealed Connectors for Tail/Amber Turn/Marker/ Backup/Accessory Power/ Ground and Sealed Connector for Stop/Turn
8HAG	ELECTRIC TRAILER BRAKE/LIGHTS Accommodation Package to Rear of Frame; for Separate Trailer Stop, Tail, Turn, Marker Light Circuits; Includes Electric Trailer Brake accommodation package with Cab Connections for Mounting Customer Installed Electric Brake Unit, Less Trailer Socket

<u>Code</u>	<u>Description</u>
8MSG	BATTERY SYSTEM {Fleetrite} Maintenance-Free, (3) 12-Volt 1980CCA Total, Top Threaded Stud
8RMZ	SPEAKERS (2) 6.5" Dual Cone Mounted in Both Doors, (2) 5.25" Dual Cone Mounted in Both B-Pillars
8RPB	RADIO, AUXILIARY CONTROLS Mounted in Steering Wheel, Radio Function Control Switch, Includes Volume Up/Down, Mute, Forward/Back and Bluetooth Answer/Disconnect
8RPS	RADIO AM/FM/WB/Clock/Bluetooth/USB Input/Auxiliary Input
8THJ	AUXILIARY HARNESS 3.0' for Auxiliary Front Head Lights and Turn Signals for Front Plow Applications
8TKB	STOP, TURN, TAIL & B/U LIGHTS {Truck Lite} Super 44, with LED Lights for Stop, Turn & Tail Lights, Truck Lite Super 40 for Backup Lights, with Power Module, "International" Termination and Less Junction Box, Includes Incandescent License Plate Light
8TKK	TRAILER AUXILIARY FEED CIRCUIT for Electric Trailer Brake Accommodation/Air Trailer ABS; with 30 Amp Fuse and Relay, Controlled by Ignition Switch
8TNR	BATTERY CABLES with 36" of Extra Length Coiled and Strapped Near Battery Box
8WEJ	BATTERY BOX Steel, with Fiberglass Cover, 2-4 Battery Capacity, Mounted Left Side Perpendicular to Frame Rail, 35" Back of Cab
8WGL	WINDSHIELD WIPER SPD CONTROL Force Wipers to Slowest Intermittent Speed When Park Brake Set and Wipers Left on for a Predetermined Time
8WPH	CLEARANCE/MARKER LIGHTS (5) {Truck Lite} Amber LED Lights, Flush Mounted on Cab or Sunshade
8WPZ	TEST EXTERIOR LIGHTS Pre-Trip Inspection will Cycle all Exterior Lamps Except Back-up Lights
8WRB	HEADLIGHTS ON W/WIPERS Headlights Will Automatically Turn on if Windshield Wipers are turned on
8WTK	STARTING MOTOR {Delco Remy 38MT Type 300} 12 Volt, Less Thermal Over-Crank Protection
8WWJ	INDICATOR, LOW COOLANT LEVEL with Audible Alarm
8WXD	ALARM, PARKING BRAKE Electric Horn Sounds in Repetitive Manner When Vehicle Park Brake is "NOT" Set, with Ignition "OFF" and any Door Opened
8XAH	CIRCUIT BREAKERS Manual-Reset (Main Panel) SAE Type III with Trip Indicators, Replaces All Fuses
8XGT	TURN SIGNALS, FRONT Includes LED Side Turn Lights Mounted on Fender
8XHN	HORN, AIR Single Trumpet, Black, with Lanyard Pull Cord
8XHR	POWER SOURCE, ADDITIONAL Auxiliary Power Outlet (APO) & USB Port, Located in the Instrument Panel
9AAB	LOGOS EXTERIOR Model Badges
9AAE	LOGOS EXTERIOR, ENGINE Badges
9HAN	INSULATION, UNDER HOOD for Sound Abatement
9HBM	GRILLE Stationary, Chrome
9HBN	INSULATION, SPLASH PANELS for Sound Abatement
9WBC	FRONT END Tilting, Fiberglass, with Three Piece Construction, for WorkStar/HV
10021	CHASSIS COATING Corrosion Resistant E-Coat Primer Coating for Single Frame Rails

<u>Code</u>	<u>Description</u>
10060	PAINT SCHEMATIC, PT-1 Single Color, Design 100 <u>Includes</u> : PAINT SCHEMATIC ID LETTERS "WK"
10761	PAINT TYPE Base Coat/Clear Coat, 1-2 Tone
10JPA	CUSTOMER IDENTITY for Sourcewell
10SLV	PROMOTIONAL PACKAGE Government Silver Package
11001	CLUTCH Omit Item (Clutch & Control)
12703	ANTI-FREEZE Red, Extended Life Coolant; To -40 Degrees F/ -40 Degrees C, Freeze Protection
12851	PTO EFFECTS, ENGINE FRONT Less PTO Unit, Includes Adapter Plate on Engine Front Mounted
12ESL	ENGINE, DIESEL {Cummins L9 300} EPA 2021, 300HP @ 2200 RPM, 860 lb-ft Torque @ 1200 RPM, 2200 RPM Governed Speed, 300 Peak HP (Max)
12THT	FAN DRIVE {Horton Drivemaster} Two-Speed Type, Direct Drive, with Residual Torque Device for Disengaged Fan Speed <u>Includes</u> : FAN Nylon
12UWZ	RADIATOR Aluminum, Cross Flow, Front to Back System, 1228 SqIn, with 1167 SqIn Charge Air Cooler, Includes In-Tank Oil Cooler <u>Includes</u> : DEAERATION SYSTEM with Surge Tank : HOSE CLAMPS, RADIATOR HOSES Gates Shrink Band Type; Thermoplastic Coolant Hose Clamps : RADIATOR HOSES Premium, Rubber
12VAL	AIR CLEANER Dual Element, with Integral Snow Valve and In-Cab Control
12VHR	FEDERAL EMISSIONS {Cummins L9} EPA, OBD and GHG Certified for Calendar Year 2021
12VXV	THROTTLE, HAND CONTROL Engine Speed Control for PTO; Electronic, Mobile, Variable Speed; (Range 2 to 20 MPH) Mounted on Steering Wheel
12VYL	ACCESSORY WIRING, SPECIAL for Road Speed Wire Coiled Under Instrument Panel for Customer Use
12VYP	ENGINE CONTROL, REMOTE MOUNTED No Provision for Remote Mounted Engine Control
12WZE	EMISSION COMPLIANCE Federal, Does Not Comply with California Clean Air Idle Regulations
13AVL	TRANSMISSION, AUTOMATIC {Allison 3500 RDS} 5th Generation Controls, Wide Ratio, 6-Speed with Double Overdrive, with PTO Provision, Less Retarder, Includes Oil Level Sensor, with 80,000-lb GVW and GCW Max, On/Off Highway
13WDZ	SHIFT CONTROL PARAMETERS {Allison} 3000 or 4000 Series Transmissions, S1 Performance in Primary and Fixed Programming in Secondary
13WET	TRANSMISSION SHIFT CONTROL Column Mounted Stalk Shifter, Not for Use with Allison 1000 & 2000 Series Transmission
13WLP	TRANSMISSION OIL Synthetic; 29 thru 42 Pints
13WUC	ALLISON SPARE INPUT/OUTPUT for Rugged Duty Series (RDS) and Regional Haul Series (RHS), General Purpose Trucks, Construction, Package Number 223
13WVV	NEUTRAL AT STOP OMIT

<u>Code</u>	<u>Description</u>
13WYH	TRANSMISSION TCM LOCATION Located Inside Cab
13XAM	PTO LOCATION Dual, Customer Intends to Install PTO at Left and/or Right Side of Transmission
14ASK	AXLE, REAR, SINGLE {Meritor RS-23-161} Single Reduction, 23,000-lb Capacity, 200 Wheel Ends . Gear Ratio: 5.38
14SAL	SUSPENSION, REAR, SINGLE 31,000-lb Capacity, Vari-Rate Springs, with 4500-lb Capacity Auxiliary Multileaf Springs
15LNS	FUEL/WATER SEPARATOR {Racor 400 Series} 12 VDC Electric Heater, Includes Pre-Heater, with Primer Pump, Includes Water-in-Fuel Sensor, Mounted on Engine
15SGJ	FUEL TANK Top Draw, Non-Polished Aluminum, D-Style, 16" Tank Depth, 50 US Gal (189L), Mounted Left Side, Under Cab
15WDG	DEF TANK 7 US Gal (26L) Capacity, Frame Mounted Outside Left Rail, Under Cab
16030	CAB Conventional, Day Cab
16BAM	AIR CONDITIONER with Integral Heater and Defroster
16GDC	GAUGE CLUSTER Base Level; English with English Speedometer and Tachometer, for Air Brake Chassis, Includes Engine Coolant Temperature, Primary and Secondary Air Pressure, Fuel and DEF Gauges, Oil Pressure Gauge, Includes 3 Inch Monochromatic Text Display
16HGH	GAUGE, OIL TEMP, AUTO TRANS for Allison Transmission
16HKT	IP CLUSTER DISPLAY On Board Diagnostics Display of Fault Codes in Gauge Cluster
16JNT	SEAT, DRIVER {National 2000} Air Suspension, High Back with Integral Headrest, Vinyl, Isolator, 1 Chamber Lumbar, with 2 Position Front Cushion Adjust, -3 to +14 Degree Angle Back Adjust
16SJW	MIRROR, CONVEX, HOOD MOUNTED {Lang Mekra} (2) Right and Left Sides, Black, Heated, 7.5" Sq.
16SMN	SEAT, PASSENGER {National} Non Suspension, High Back, Fixed Back, Integral Headrest, Vinyl
16SNP	MIRRORS (2) C-Loop, Power Adjust, Heated, Black Heads and Arms, 7.5" x 14" Flat Glass, Includes 7.5" x 7" Convex Mirrors, for 102" Load Width
	<u>Notes</u> : Mirror Dimensions are Rounded to the Nearest 0.5"
16VKB	CAB INTERIOR TRIM Classic, for Day Cab
	<u>Includes</u> : CONSOLE, OVERHEAD Molded Plastic with Dual Storage Pockets, Retainer Nets and CB Radio Pocket; Located Above Driver and Passenger : DOME LIGHT, CAB Door Activated and Push On-Off at Light Lens, Timed Theater Dimming, Integral to Overhead Console, Center Mounted : SUN VISOR (2) Padded Vinyl; 2 Moveable (Front-to-Side) Primary Visors, Driver Side with Toll Ticket Strap
16VSL	WINDSHIELD Heated, Single Piece
16WBY	ARM REST, RIGHT, DRIVER SEAT
16WJU	WINDOW, POWER (2) and Power Door Locks, Left and Right Doors, Includes Express Down Feature
16WLS	FRESH AIR FILTER Attached to Air Intake Cover on Cowl Tray in Front of Windshield Under Hood
16WSK	CAB REAR SUSPENSION Air Bag Type

<u>Code</u>	<u>Description</u>
16XJP	INSTRUMENT PANEL Wing Panel
16XWJ	WINDSHIELD WIPER BLADES Snow Type
16XXC	COWL TRAY LID
16ZBT	ACCESS, CAB Steel, Driver & Passenger Sides, Two Steps per Door, for use with Day Cab and Extended Cab
27DPN	WHEELS, FRONT {Accuride 29039} DISC; 22.5x9.00 Rims, Powder Coat Steel, 5-Hand Hole, 10-Stud, 285.75mm BC, Hub-Piloted, Flanged Nut, with Steel Hubs, Non-Standard Offset, with .5" Thick Disc
28DTT	WHEELS, REAR {Accuride 28828} DUAL DISC; 22.5x8.25 Rims, Powder Coat Steel, 2-Hand Hole, 10-Stud, 285.75mm BC, Hub-Piloted, Flanged Nut, with .472" Thick Increased Capacity Disc and with Steel Hubs
29WAP	WHEEL GUARDS, FRONT {Accuride} for Metric Hub Piloted Wheels with Flanged Mounting Nuts Mounted Between Hub and Wheel
29WAR	WHEEL GUARDS, REAR {Accuride} for Metric Hub Piloted Wheels with Flanged Mounting Nuts, Mounted Between Hub & Wheel and Between Dual Wheels
60AAG	BDY INTG, REMOTE POWER MODULE Mounted Inside Cab Behind Driver Seat, Up to 6 Outputs & 6 Inputs, Max 20 amp per Channel, Max 80 amp Total; Includes 1 Switch Pack with Latched Switches
7482133264	(4) TIRE, REAR 11R22.5 Load Range H XDN2 (MICHELIN), 497 rev/mile, 75 MPH, Drive
7652543287	(2) TIRE, FRONT 315/80R22.5 Load Range L X WORKS Z (MICHELIN), 485 rev/mile, 65 MPH, All-Position
OBD001	MISCELLANEOUS ADD 08RPR (ANTENNA for Increased Roof Clearance Applications). Cab schematic 100WK Location 1: 9219, Winter White (Std) Chassis schematic N/A
	Services Section:
40128	WARRANTY Standard for HV507, HV50B, HV607 Models, Effective with Vehicles Built July 1, 2017 or Later, CTS-2025A
40UDP	SRV CONTRACT, EXT CMS ENG/AFTR {Cummins} To 60-Month/100,000 Miles (160,000 km), Extended Cummins L9 Engine Coverage, Protection Plan 1 and Aftertreatment, (Truck Application Only)
Software Updates	Software updates for Diamond Logic



Series: HV
 Model: HV507
 Description: HV507 SFA
 Model Year: 2021

Calculation Factors

Wheelbase: 189
 Front Axle: 0002ARU
 Description: AXLE, FRONT NON-DRIVING, {Meritor MFS-16-143A} Wide Track, I-Beam Type, 16,000-lb Capacity
 Front Wheel: 0027DPN
 Description: WHEELS, FRONT, {Accuride 29039} DISC; 22.5x9.00 Rims, Powder Coat Steel, 5-Hand Hole, 10-Stud, 285.75mm BC, Hub-Piloted, Flanged Nut, with Steel Hubs, Non-Standard Offset, with .5" Thick Disc
 Front Tire: 07652543287
 Description: TIRES, 315/80R22.5 Load Range L X WORKS Z (MICHELIN), 485 rev/mile, 65 MPH, All-Position
 Steering Gear: 0005PTB
 Description: STEERING GEAR, (2) {Sheppard M100/M80} Dual Power

Turning Radius Statistics

General Information

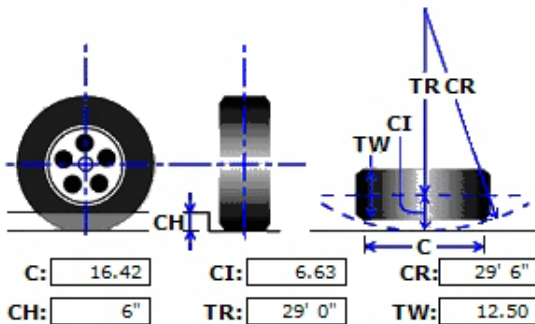
Inside Turn Angle: 43 Degrees
 Radial Overhang: 21

Axle Information

KingPin Inclination: 6.25 Degrees
 KingPin Center: 71.5

Turning Radius - Curb View

C - Curb Contact Length: 16.42
 CI - Curb Clearance Increment: 6.63
 CR - Curb Clearance Radius: 29'6"
 CH - Curb Height: 6"
 TR - Turning Radius: 29'0"
 TW - Tire Width: 12.50



* All Measurements are in inches, unless otherwise specified.