



Federal Communications Commission  
Washington, D.C. 20554

March 23, 2015

Matthew Keys



Also by email to [matthew@sactownmedia.com](mailto:matthew@sactownmedia.com)

FOIA Control No. 2014-669

Dear Mr. Keys:

This is in reply to your letter dated September 23, 2014, in which you invoke the Freedom of Information Act (FOIA) (5 U.S.C. 552), seeking “a copy of any and all user manuals for the following items manufactured by the *Harris Corporation*: Device bearing FCC ID NK73092523 (“StingRay”), Device bearing FCC ID NK73100176 (“KingFish”), Device bearing FCC ID NK73166210 (“StingRay II”).”

We are attaching a copy of the single user manual that is associated with each of the devices you have identified. Certain information is redacted pursuant to Exemption 4 of the Freedom of Information Act (FOIA) and 0.457(d) of the Commission’s rules. (5 U.S.C. § 552(b)(4); 47 C.F.R. § 0.457(d).) Specifically, we have redacted text, charts, photographs, and drawings that describe the devices and their method of use and could reveal proprietary information about Harris’ technology, manufacturing process, and business strategy and thus provide unwarranted insight into the specifics of Harris’ product or its underlying technology. Accordingly, these records are protected as trade secrets because they encompass a “secret, commercially valuable... process, or device that is used for the making ... of trade commodities and [that] can be said to be the end product of either innovation or substantial effort.”<sup>1</sup> We note that this protection has been recognized by the courts for product manufacturing and design information.<sup>2</sup>

<sup>1</sup> See *Public Citizen Health Research Group v. FDA*, 701 F.2d 1280, 1288 (D.C. Cir. 1983).

<sup>2</sup> See, e.g., *Herrick v. Garvey*, 298 F.3d 1184 (10th Cir. 2002); *Timken Co. v. U.S. Customs Service*, 491 F. Supp. 557, 559-60 (D.D.C. 1980)

If you consider this to be a denial of your FOIA request, you may seek review of this decision by filing an application for review with the Office of General Counsel within 30 days of the date of this letter. *See* 47 C.P.R. § 0.461(j).

Sincerely,



for Julius P. Knapp  
Chief,  
Office of Engineering & Technology

cc: FOIA Office

Attachment

FOIA Exemption 4: Information that concerns business trade secrets or other confidential commercial or financial information. (FOIA Ex. 4)

FOIA Ex. 4

# Hardware Manual

FOIA Ex. 4

10 May 2010

FOIA Ex. 4



## DISTRIBUTION WARNING

This Hardware Manual may be provided only to persons eligible under Title 18 USC 2512 (Government law enforcement agencies or communications service providers).

## EXPORT CONTROLLED - ITAR

THESE ITEM(S) / TECHNICAL DATA ARE CONTROLLED BY THE DEPARTMENT OF STATE, INTERNATIONAL TRAFFIC IN ARMS REGULATIONS (ITAR), 22 CFR PARTS 120-130, AND CANNOT BE EXPORTED FROM THE UNITED STATES OR SHARED WITH A FOREIGN PERSON WITHOUT PRIOR APPROVAL FROM THE U.S. DEPARTMENT OF STATE.



STINGRAY FCC ID: NK73092523

KINGFISH FCC ID: NK73100176

STINGRAY II FCC ID: NK73166210

FOIA Ex. 4



Government Communications Systems Division  
P.O. Box 9800  
Melbourne, FL 32902-9800

Telephone: [REDACTED]  
Fax: [REDACTED]



Copyright© 2010 by Harris Corporation. All rights reserved. Printed in the United States of America

This product is a restricted use item and can be sold only to authorized law enforcement and government agencies. Its use shall comply with all local, state, and federal statutes associated with [REDACTED]. Harris Corporation assumes no liability for any misuse or improper use of this product and makes no representation as to its suitability for any specific application.

This manual contains Harris Corporation proprietary information, which is exempt from disclosure under the Freedom of Information Act (5 USC 552) (See FAR 22-202). No part of this manual may be reproduced or transmitted in any form or by any means, electronic or mechanical, including photocopying, recording, or information recording and retrieval systems, for any purpose, without the express written consent of Harris Corporation.

[REDACTED]

**CONFIDENTIAL, NOT FOR PUBLIC INSPECTION**

**WARNING: ITAR CONTROLLED INFORMATION**

**Copyright/Change Record**

THIS PAGE INTENTIONALLY LEFT BLANK.

CONFIDENTIAL, NOT FOR PUBLIC INSPECTION

**CHANGE RECORD**

<b>Revision</b>	<b>Change Details</b>	<b>Issue Date</b>
--	Initial Release NR00080612 (FCC Certification Artifacts release).	21 January 2010
A	FCC Certification release per C00066273.	29 March 2010
B	FCC Certification release to support confidentiality markings per C00068563.	10 May 2010

**Copyright/Change Record**

THIS PAGE INTENTIONALLY LEFT BLANK.

CONFIDENTIAL, NOT FOR PUBLIC INSPECTION



**Table of Contents**

Chapter/Paragraph	Title	Page
<b>Chapter 1</b>	<b>INTRODUCTION</b> .....	<b>1-1</b>
1-1	INTRODUCTION .....	1-1
1-2	WHAT THIS MANUAL CONTAINS .....	1-1
<b>Chapter 2</b>	<b>STINGRAY II HARDWARE</b> .....	<b>2-1</b>
2-1	FOIA Ex. 4 .....	2-1
2-2	WHAT THIS CHAPTER CONTAINS .....	2-2
2-3	INTRODUCTION .....	2-2
2-4	REPACKAGING .....	2-2
2-5	EQUIPMENT CHECKLIST .....	2-4
2-6	STINGRAY II SPECIFICATIONS .....	2-5
2-7	STINGRAY II SETUP .....	2-6
2-7.1	STINGRAY II .....	2-6
2-7.2	STINGRAY II .....	2-6
2-7.3	STINGRAY II FOIA Ex. 4 .....	2-7
2-7.4	STINGRAY II .....	2-8
<b>Chapter 3</b>	<b>STINGRAY HARDWARE</b> .....	<b>3-1</b>
3-1	FOIA Ex. 4 .....	3-1
3-2	WHAT THIS CHAPTER CONTAINS .....	3-2
3-3	INTRODUCTION .....	3-2
3-4	REPACKAGING .....	3-3
3-5	EQUIPMENT CHECKLIST .....	3-4
3-6	STINGRAY SPECIFICATIONS .....	3-4
3-7	STINGRAY SETUP .....	3-6
3-7.1	STINGRAY FOIA Ex. 4 .....	3-6
<b>Chapter 4</b>	<b>KINGFISH HARDWARE</b> .....	<b>4-1</b>
4-1	FOIA Ex. 4 .....	4-1
4-2	WHAT THIS CHAPTER CONTAINS .....	4-2
4-3	INTRODUCTION .....	4-2
4-4	REPACKAGING .....	4-3
4-5	EQUIPMENT CHECKLIST .....	4-4
4-6	KINGFISH SPECIFICATIONS .....	4-4
4-7	KINGFISH FOIA Ex. 4 .....	4-6
4-8	KINGFISH SETUP .....	4-7
4-8.1	KINGFISH FOIA Ex. 4 .....	4-7
<b>Chapter 5</b>	.....	<b>5-1</b>
5-1	.....	5-1
5-2	.....	5-2
5-3	FOIA Ex. 4 .....	5-2
5-3.1	.....	5-3
5-3.2	.....	5-3
5-3.3	.....	5-4
<b>Appendix A</b>	<b>TERMS AND DEFINITIONS</b> .....	<b>A-1</b>
A-1	WHAT THIS APPENDIX CONTAINS .....	A-1
<b>Appendix B</b>	<b>WARRANTY</b> .....	<b>B-1</b>
B-1	WARRANTY TERMS .....	B-1

CONFIDENTIAL, NOT FOR PUBLIC INSPECTION

v

**WARNING: ITAR CONTROLLED INFORMATION**

**Table of Contents**

Chapter/Paragraph	Title	Page
-------------------	-------	------

[ matthewkeys.net ]

CONFIDENTIAL, NOT FOR PUBLIC INSPECTION

**LIST OF FIGURES**

Figure	Title	Page
2-1	StingRay II Unit . . . . .	2-2
2-2	Transit Case Layout . . . . .	2-3
2-3	Transit Case Breakdown . . . . .	2-4
2-4	StingRay II [REDACTED] . . . . .	2-6
2-5	StingRay II FOIA Ex. 4 [REDACTED] . . . . .	2-6
2-6	StingRay II [REDACTED] . . . . .	2-7
2-7	StingRay II Configuration. . . . .	2-10
3-1	StingRay Unit. . . . .	3-2
3-2	StingRay FOIA Ex. 4 [REDACTED] . . . . .	3-3
3-3	StingRay Basic System Connections . . . . .	3-7
4-1	KingFish [REDACTED] . . . . .	4-2
4-2	KingFish FOIA Ex. 4 [REDACTED] . . . . .	4-3
4-3	[REDACTED] . . . . .	4-6
4-4	KingFish [REDACTED] . . . . .	4-7
4-5	KingFish Basic System Connections [REDACTED] . . . . .	4-8
4-6	KingFish Basic System Connections FOIA Ex. 4 [REDACTED] . . . . .	4-9
5-1	[REDACTED] FOIA Ex. 4 [REDACTED] . . . . .	5-2
5-2	[REDACTED] . . . . .	5-3

---

**Table of Contents**

**LIST OF TABLES**

<b>Table</b>	<b>Title</b>	<b>Page</b>
2-1	Transit Case Component Description . . . . .	2-3
2-2	Standard Equipment Included with StingRay II System . . . . .	2-4
2-3	StingRay II Specifications . . . . .	2-5
2-4	StingRay II Interface Descriptions . . . . .	2-8
2-5	FOIA Ex. 4 . . . . .	2-9
3-1	Standard Equipment Included with the Original (-101) StingRay System . . . . .	3-4
3-2	StingRay Specifications . . . . .	3-4
4-1	Standard Equipment Included with the Original (-101) KingFish System . . . . .	4-4
4-2	KingFish Specifications . . . . .	4-4
5-1	FOIA Ex. 4 . . . . .	5-3
5-2	FOIA Ex. 4 . . . . .	5-4

CONFIDENTIAL, NOT FOR PUBLIC INSPECTION

## Warnings and Cautions

### High Voltage or Shock



This **!Warning** label indicates that the user must not attempt to reach inside the unit or place objects inside the housing to prevent serious injury. Do not expose this equipment to rain or moisture and take care to avoid spilling liquids into the enclosure.

### Restricted Use



This **Warning** label indicates that the FOIA Ex. 4 platforms are restricted use items and can only be sold to authorized law enforcement and government agencies. FOIA Ex. 4 use shall comply with all local, state and federal statutes and regulations associated with the FOIA Ex. 4. Harris Corporation assumes no liability for any misuse or improper use of this product and makes no representation as to its suitability for any specific application. Buyer's right to transfer, sell or assign this product shall be limited to authorized law enforcement and government agencies and must be pursuant to the written permission of Harris Corporation.

### Caution - Unsafe Practice



This **Caution** label warns against unsafe practices and indicates that the user must not remove or disassemble the FOIA Ex. 4 (at any time) to prevent damage to the Equipment.

### Caution - Read Manual



When text appears in a box below a **CAUTION** label as above, this indicates that the user must read the manual for proper procedures to prevent damage to the equipment.

### Note - Information

**NOTE**

When text appears in a green **NOTE** box as above, this indicates information important for successful operation of system or understanding.

**CONFIDENTIAL, NOT FOR PUBLIC INSPECTION**

## **How to Use This Manual**

# **How to Use This Manual**

FOIA Ex. 4

## **Hardware Manual and Reference Guide**

This manual is organized in several sections, containing equipment description and any setup procedures. Some duplication of material occurs since each has been developed for independent reference. Figures and Tables are numbered with reference to chapters, with the first number representing the respective chapter; for example, Figure 2-1 is Figure No. 1 in Chapter 2.

- Checklist - Operational checklists provide a list of important items to remember during equipment setup
- Chapter 1 - Introduction, provides a quick reference and an operational description of the equipment
- Chapter 2 - StingRay II Hardware, contains setup and information on connections to StingRay II
- Chapter 3 - StingRay Hardware, contains setup and information on connections to StingRay
- Chapter 4 - KingFish Hardware, contains setup and information on connections to KingFish
- Chapter 5 - FOIA Ex. 4
- Appendices - Provides terms and definitions, system reference information, and warranty information

To assure successful operational results with the FOIA Ex. 4 product, it is essential that the user is acquainted with the system's full functions and capabilities.

**CONFIDENTIAL, NOT FOR PUBLIC INSPECTION**

## Product Family Checklists

The following checklists are provided for each of the main grouping of the FOIA Ex. 4 products to ensure successful operation. The products' checklists are in the order they appear in the manual:

### ***I. STINGRAY II***

Before using the StingRay II System and starting an application, observe the following checklist for procedures to remember during setup and configuration.

1. Is the equipment properly connected and setup (see [Chapter 2](#))? Make sure that other devices connected to the system are also properly connected and setup.
2. Has the StingRay II been powered on and allowed to complete its startup sequence (see [Chapter 2](#))?
3. Are the FOIA Ex. 4 properly installed?
  - a. FOIA Ex. 4 .
  - b. FOIA Ex. 4

### ***II. STINGRAY***

Before using the StingRay System and starting an application, observe the following checklist for procedures to remember during setup and configuration.

1. Is the equipment properly connected and setup (see [Chapter 3](#))? Make sure that other devices connected to the system are also properly connected and setup.
2. Has the StingRay been powered on and allowed to complete its startup sequence (see [Chapter 3](#))?
3. Are the FOIA Ex. 4 properly installed?
  - a. FOIA Ex. 4
  - b. FOIA Ex. 4

### ***III. KINGFISH***

Before using the KingFish System and starting an application, use the following checklist to complete KingFish setup and configuration successfully.

1. Is the equipment properly connected and setup (see [Chapter 4](#))? Make sure that other devices connected to the system are also set to operate.
2. Is the KingFish powered on and allowed to complete its startup sequence?
3. Are the FOIA Ex. 4 properly installed?

**CONFIDENTIAL, NOT FOR PUBLIC INSPECTION**

FOIA Ex. 4 **Checklist**

a. FOIA Ex. 4

b. FOIA Ex. 4

[ matthewkeys.net ]



**Chapter****1****INTRODUCTION****1-1 INTRODUCTION**

FOIA Ex. 4 for the StingRay II, StingRay and KingFish products. A brief description for each of the products appears below.

The StingRay II is a

FOIA Ex. 4

The StingRay is a

FOIA Ex. 4

The KingFish is a

FOIA Ex. 4

**1-2 WHAT THIS MANUAL CONTAINS**

This FOIA Ex. 4 Hardware Manual provides details and procedures for the StingRay II, StingRay and KingFish Platforms.

- **StingRay II Hardware Features and Capabilities** – Equipment list, Packaging, and Setup information and illustrations
- **StingRay Hardware Features and Capabilities** – Equipment list, Packaging, Setup information and illustrations, and compatible equipment options
- **KingFish Hardware Features and Capabilities** – Equipment list, Packaging, Setup information and illustrations, and compatible equipment
- FOIA Ex. 4

THIS PAGE INTENTIONALLY LEFT BLANK.

Chapter

2

# STINGRAY II HARDWARE

2-1

FOIA Ex. 4

FOIA Ex. 4

FOIA Ex. 4

**2-2 WHAT THIS CHAPTER CONTAINS**

This chapter provides a list of the features and capabilities of the StingRay II hardware, an equipment inventory, system specifications, and StingRay II Setup

**2-3 INTRODUCTION**

The StingRay II is a

FOIA Ex. 4

. The following features and capabilities are provided by the StingRay II:

- FOIA Ex. 4

- FOIA Ex. 4

- FOIA Ex. 4

- FOIA Ex. 4

- FOIA Ex. 4

The StingRay II unit is shown in [Figure 2-1](#). The StingRay II is

FOIA Ex. 4

FOIA Ex. 4



**Figure 2-1. StingRay II Unit**

**2-4 REPACKAGING**

Retain the original shipping case and foam inserts for repackaging should it be necessary to ship the StingRay II Unit. The shipping case and component arrangement is shown in [Figure 2-2](#). A detailed transit case breakdown is shown in [Figure 2-3](#) and described in [Table 2-1](#).

**CONFIDENTIAL, NOT FOR PUBLIC INSPECTION**





Figure 2-2. Transit Case Layout

Table 2-1. Transit Case Component Description

Location	Item Description
1*	FOIA Ex. 4
2*	FOIA Ex. 4
3*	FOIA Ex. 4
4	StingRay II Unit
5	FOIA Ex. 4
6	FOIA Ex. 4
7	FOIA Ex. 4
8	FOIA Ex. 4
9	FOIA Ex. 4
10	FOIA Ex. 4
* Under StingRay II Unit	



*Figure 2-3. Transit Case Breakdown*

**2-5 EQUIPMENT CHECKLIST**

The following components are included with the StingRay II system (see [Table 2-2](#) and [Table 2-3](#)).

**Table 2-2. Standard Equipment Included with StingRay II System**

Quantity	Item
1	StingRay II Unit
1	FOIA Ex. 4 [redacted]
	FOIA Ex. 4 [redacted]
2	FOIA Ex. 4 [redacted]
1	Storage Case
3	FOIA Ex. 4 [redacted]
1	FOIA Ex. 4 [redacted]
1	FOIA Ex. 4 [redacted]
1	FOIA Ex. 4 [redacted]
1	FOIA Ex. 4 [redacted]
1	FOIA Ex. 4 [redacted]

**CONFIDENTIAL, NOT FOR PUBLIC INSPECTION**

**Chapter 2**

**StingRay II Hardware**

**2-6 STINGRAY II SPECIFICATIONS**

StingRay II Specifications are listed in [Table 2-3](#).

**Table 2-3. StingRay II Specifications**

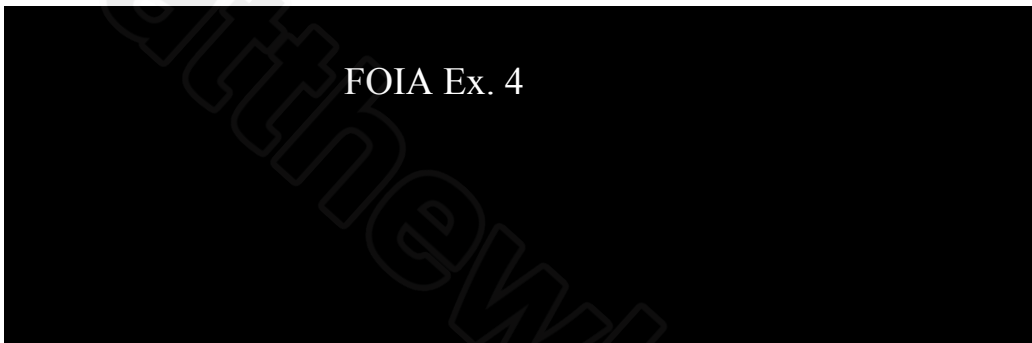
Characteristic	Specification
FOIA Ex. 4	
FOIA Ex. 4	FOIA Ex. 4
Ex. 4	FOIA Ex. 4
FOIA Ex. 4	FOIA Ex. 4
FOIA Ex. 4	FOIA Ex. 4
FOIA Ex. 4	FOIA Ex. 4
FOIA Ex. 4	FOIA Ex. 4
FOIA Ex. 4	FOIA Ex. 4
FOIA Ex. 4	FOIA Ex. 4
	FOIA Ex. 4
FOIA Ex. 4	FOIA Ex. 4
	FOIA Ex. 4
FOIA Ex. 4	
FOIA Ex. 4	FOIA Ex. 4

## 2-7 STINGRAY II SETUP

Proper setup of the StingRay II Unit entails FOIA Ex. 4  
FOIA Ex. 4 and the basic setup procedure guidelines.

### 2-7.1 STINGRAY II FOIA Ex. 4


The StingRay II chassis FOIA Ex. 4  
FOIA Ex. 4 as shown in [Figure 2-4](#).



**Figure 2-4. StingRay II** FOIA Ex. 4

### 2-7.2 STINGRAY II FOIA Ex. 4

The StingRay II chassis FOIA Ex. 4 as shown in [Figure 2-5](#).



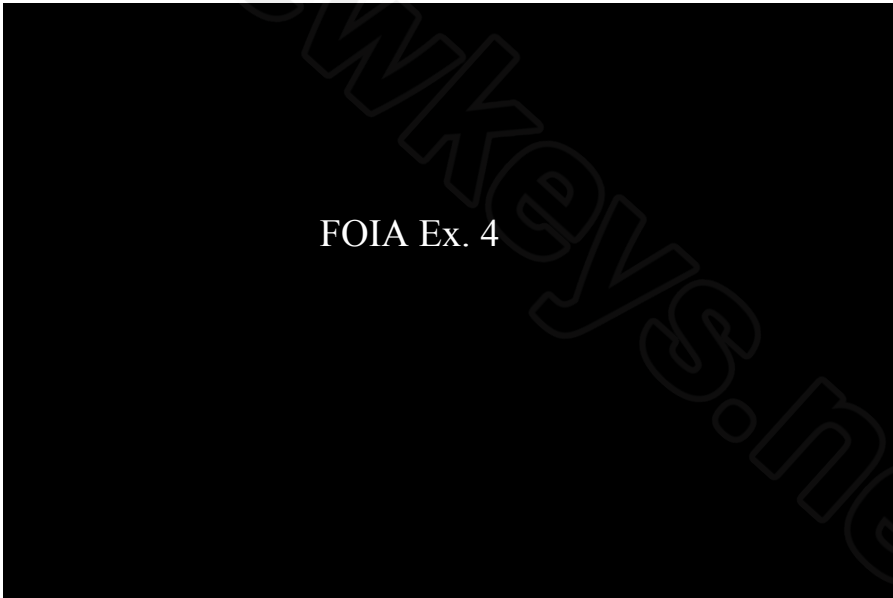
**Figure 2-5. StingRay II** FOIA Ex. 4



- FOIA Ex. 4  
FOIA Ex. 4
- FOIA Ex. 4  
FOIA Ex. 4  
FOIA Ex. 4  
FOIA Ex. 4  
FOIA Ex. 4  
FOIA Ex. 4
- FOIA Ex. 4  
FOIA Ex. 4

**2-7.3 STINGRAY II** FOIA Ex. 4

The FOIA Ex. 4 is shown in [Figure 2-6](#) and described in [Table 2-4](#).



*Figure 2-6. StingRay II* FOIA Ex. 4

**Table 2-4. StingRay II** FOIA Ex. 4

Interface	Description
FOIA Ex. 4	FOIA Ex. 4
FOIA Ex. 4	FOIA Ex. 4
FOIA Ex. 4	FOIA Ex. 4
FOIA Ex. 4	FOIA Ex. 4
Power Switch	ON/OFF Power Switch
FOIA Ex. 4	FOIA Ex. 4
FOIA Ex. 4	FOIA Ex. 4
FOIA Ex. 4	FOIA Ex. 4
FOIA Ex. 4	FOIA Ex. 4
FOIA Ex. 4	FOIA Ex. 4

**2-7.4 STINGRAY II** FOIA Ex. 4

Connect the StingRay II FOIA Ex. 4 (see [Figure 2-7](#)). This procedure connects the basic StingRay II system components.

- Step 1. Place the StingRay II chassis in a convenient location, FOIA Ex. 4.
- Step 2. FOIA Ex. 4 (see [Table 2-5](#)). It is recommended that the

Table 2-5. FOIA Ex. 4

FOIA Ex. 4	Ex. 4	FOIA Ex. 4	FOIA Ex. 4	FOIA Ex. 4
FOIA Ex. 4	FOIA Ex. 4	Ex. 4	Ex. 4	Ex. 4
	FOIA Ex. 4	Ex. 4	Ex. 4	Ex. 4
	FOIA Ex. 4	Ex. 4	Ex. 4	Ex. 4
	FOIA Ex. 4	Ex. 4	Ex. 4	Ex. 4
FOIA Ex. 4	FOIA Ex. 4	Ex. 4	Ex. 4	Ex. 4
	FOIA Ex. 4	Ex. 4	Ex. 4	Ex. 4
	FOIA Ex. 4	Ex. 4	Ex. 4	Ex. 4
	FOIA Ex. 4	Ex. 4	Ex. 4	Ex. 4
	FOIA Ex. 4	Ex. 4	Ex. 4	Ex. 4
FOIA Ex. 4	FOIA Ex. 4	Ex. 4	Ex. 4	Ex. 4
	FOIA Ex. 4	Ex. 4	Ex. 4	Ex. 4
	FOIA Ex. 4	Ex. 4	Ex. 4	Ex. 4
	FOIA Ex. 4	Ex. 4	Ex. 4	Ex. 4
	FOIA Ex. 4	Ex. 4	Ex. 4	Ex. 4

Step 3. Each FOIA Ex. 4



FOIA Ex. 4 threads can be easily damaged. Make the FOIA Ex. 4 finger-tight; use of a wrench is not necessary. Do not force the connector onto the jack or the jack can become cross-threaded and damaged.

Step 4. Connect the FOIA Ex. 4




Figure 2-7. StingRay II Configuration

Step 5. Make the following FOIA Ex. 4

**NOTE**

FOIA Ex. 4

- a. Connect the FOIA Ex. 4
- b. Connect the FOIA Ex. 4

Connect StingRay II FOIA Ex. 4 StingRay II System was

CONFIDENTIAL, NOT FOR PUBLIC INSPECTION

**NOTE**

FOIA Ex. 4

Step 6. StingRay II is connected and ready for operation ([Figure 2-7](#)).

1

THIS PAGE INTENTIONALLY LEFT BLANK.

[ matthewkeys.net ]

CONFIDENTIAL, NOT FOR PUBLIC INSPECTION

Chapter

**3**

# STINGRAY HARDWARE

**3-1**

FOIA Ex. 4

FOIA Ex. 4

FOIA Ex. 4

### 3-2 WHAT THIS CHAPTER CONTAINS

This chapter provides a list of the features and capabilities of the StingRay hardware, an equipment inventory, a description of compatible equipment options, the system specifications, and the steps necessary to connect the StingRay components.

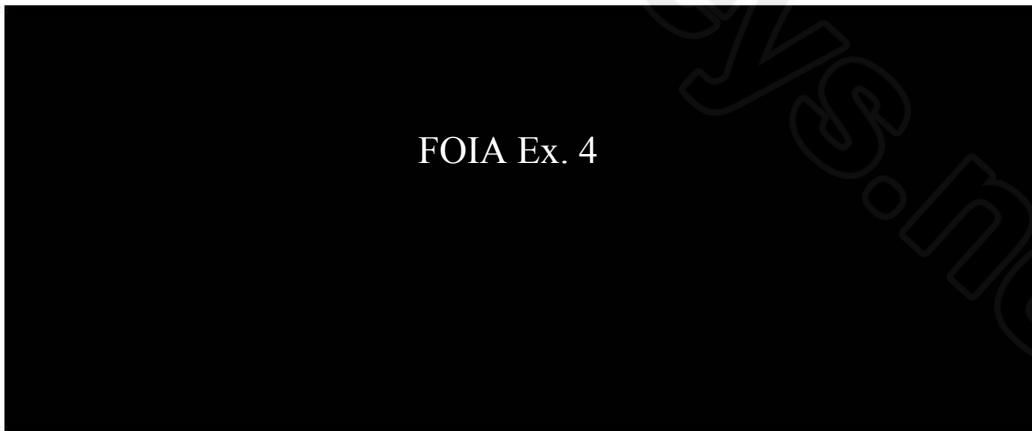
### 3-3 INTRODUCTION

The StingRay is a [REDACTED] FOIA Ex. 4

The following features and capabilities are provided by the StingRay:

- [REDACTED] FOIA Ex. 4
- [REDACTED] FOIA Ex. 4
- [REDACTED] FOIA Ex. 4
- [REDACTED] FOIA Ex. 4
- [REDACTED] FOIA Ex. 4

The StingRay unit is shown in [Figure 3-1](#) and is [REDACTED] FOIA Ex. 4



*Figure 3-1. StingRay Unit*



**3-4 REPACKAGING**

Retain the original shipping case and foam inserts for repackaging should it be necessary to ship the StingRay Unit. The shipping case and component arrangement is shown in [Figure 3-2](#).



*Figure 3-2. StingRay Case and Components*

**3-5 EQUIPMENT CHECKLIST**

The following components are included with the StingRay system (see [Table 3-1](#)).

**Table 3-1. Standard Equipment Included with the Original (-101) StingRay System**

Quantity	Item
1	StingRay Unit FOIA Ex. 4 FOIA Ex. 4
1	FOIA Ex. 4
1	FOIA Ex. 4
1	FOIA Ex. 4
1	FOIA Ex. 4
1	FOIA Ex. 4
1	FOIA Ex. 4
1	FOIA Ex. 4
1	FOIA Ex. 4
1	FOIA Ex. 4
1	FOIA Ex. 4

**3-6 STINGRAY SPECIFICATIONS**

StingRay Specifications are listed in [Table 3-2](#).

**Table 3-2. StingRay Specifications**

Characteristic	Specification
FOIA Ex. 4	
FOIA Ex. 4	FOIA Ex. 4
Ex. 4	FOIA Ex. 4
FOIA Ex. 4	FOIA Ex. 4
FOIA Ex. 4	FOIA Ex. 4

**CONFIDENTIAL, NOT FOR PUBLIC INSPECTION**

Table 3-2. StingRay Specifications (Continued)

Characteristic	Specification
FOIA Ex. 4	FOIA Ex. 4
FOIA Ex. 4	
FOIA Ex. 4	FOIA Ex. 4
FOIA Ex.	FOIA Ex. 4
FOIA Ex. 4	FOIA Ex. 4
FOIA Ex. 4	FOIA Ex. 4
FOIA Ex. 4	FOIA Ex. 4
FOIA Ex. 4	FOIA Ex. 4
FOIA Ex. 4	FOIA Ex. 4
FOIA Ex. 4	FOIA Ex. 4
Ex. 4	FOIA Ex. 4
FOIA Ex. 4	FOIA Ex. 4
FOIA Ex. 4	
FOIA Ex. 4	FOIA Ex. 4
FOIA Ex. 4	FOIA Ex. 4
FOIA Ex. 4	
FOIA Ex. 4	Ex. 4
FOIA Ex. 4	
FOIA Ex. 4	Ex. 4
FOIA Ex. 4	FOIA Ex. 4
FOIA Ex. 4	FOIA Ex. 4
FOIA Ex. 4	
FOIA Ex. 4	FOIA Ex. 4

### 3-7 STINGRAY SETUP

Set up the StingRay Unit using the following procedures.

#### 3-7.1 STINGRAY FOIA Ex. 4

Connect the StingRay FOIA Ex. 4 using the following procedures (see [Figure 3-3](#)). This procedure connects the basic StingRay system components.

Step 1. Place the StingRay chassis in a convenient location, FOIA Ex. 4. Once installed and powered on FOIA Ex. 4.

Step 2. FOIA Ex. 4



FOIA Ex. 4 threads can be easily damaged. Make the FOIA Ex. 4 finger-tight; use of a wrench is not necessary. Do not force the connector onto the jack or the jack can become cross-threaded and damaged.

Step 3. FOIA Ex. 4



Use only one of these methods of powering StingRay. FOIA Ex. 4

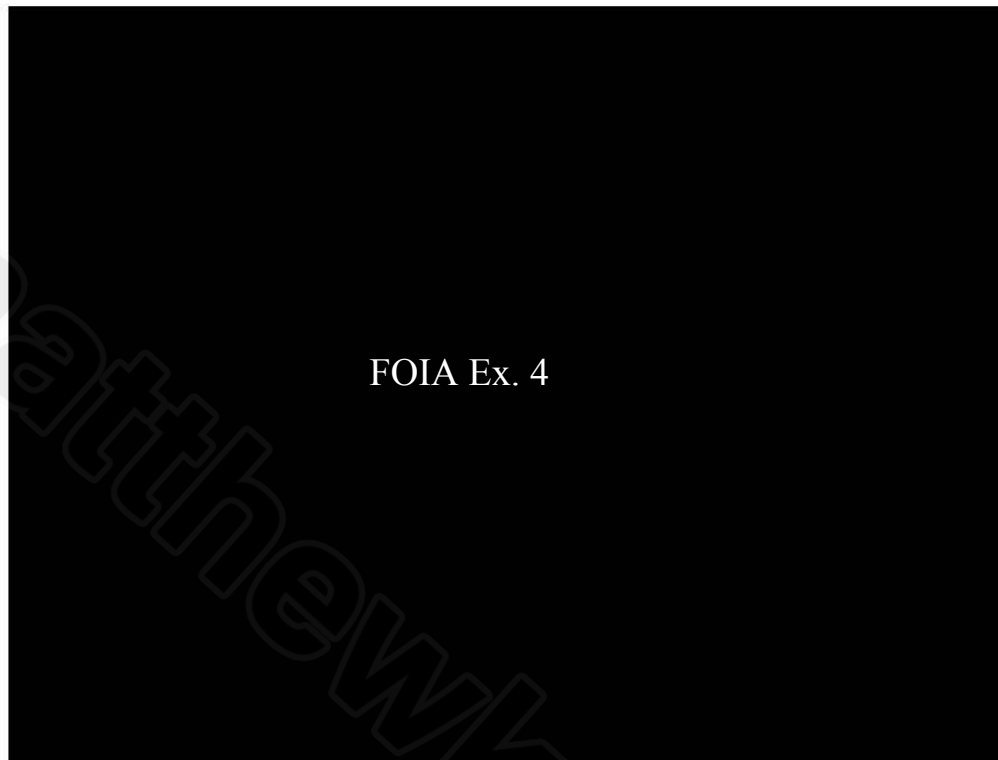


Figure 3-3. StingRay Basic System Connections

Step 4. Make the following FOIA Ex. 4 .

**NOTE**

FOIA Ex. 4

- a. Connect the FOIA Ex. 4
- b. Connect the FOIA Ex. 4
- c. Connect StingRay FOIA Ex. 4
  - FOIA Ex. 4
  - FOIA Ex. 4
  - Please wait for the FOIA Ex. 4

**NOTE**

FOIA Ex. 4

Step 5. StingRay is connected and ready for operation.

Chapter

**4**

# KINGFISH HARDWARE

4-1

FOIA Ex. 4

FOIA Ex. 4

FOIA Ex. 4

### 4-2 WHAT THIS CHAPTER CONTAINS

This chapter provides a list of the features and capabilities of the KingFish hardware, an equipment inventory, a description of compatible equipment options, the system specifications, and the steps necessary to connect the KingFish components.

### 4-3 INTRODUCTION

The KingFish is a [redacted] FOIA Ex. 4 [redacted]. The following features and capabilities are provided by the Kingfish hardware:

- FOIA Ex. 4 [redacted]
- [redacted] FOIA Ex. 4 [redacted]
- FOIA Ex. 4 [redacted]
- FOIA Ex. 4 [redacted]
- FOIA Ex. 4 [redacted]

The KingFish (Figure 4-1) [redacted] FOIA Ex. 4 [redacted]

1. FOIA Ex. 4 [redacted]
2. FOIA Ex. 4 [redacted]



**Figure 4-1. KingFish Front Panel**



**4-4 REPACKAGING**

Retain the original shipping case and foam inserts for repackaging should it be necessary to ship the KingFish Unit. The shipping case and component arrangement for the KingFish system is shown in [Figure 4-2](#).



*Figure 4-2. KingFish Transit Case and Components*

**4-5 EQUIPMENT CHECKLIST**

Table 4-1 lists components included with the KingFish system.

**Table 4-1. Standard Equipment Included with the FOIA Ex. 4 KingFish System**

Quantity	Item
1	KingFish Unit which includes the following:
1	KingFish Chassis Assembly
1	FOIA Ex. 4
1	FOIA Ex. 4
1	FOIA Ex. 4
1	FOIA Ex. 4
1	FOIA Ex. 4
1	FOIA Ex. 4
1	FOIA Ex. 4
1	FOIA Ex. 4
1	FOIA Ex. 4
1	FOIA Ex. 4
1	FOIA Ex. 4
1	FOIA Ex. 4
1	FOIA Ex. 4
1	FOIA Ex. 4
1	FOIA Ex. 4

**4-6 KINGFISH SPECIFICATIONS**

KingFish Specifications are listed in Table 4-2.

**Table 4-2. KingFish Specifications**

Characteristic	Specification
FOIA Ex. 4	
FOIA Ex. 4	FOIA Ex. 4
FOIA Ex. 4	FOIA Ex. 4

**CONFIDENTIAL, NOT FOR PUBLIC INSPECTION**



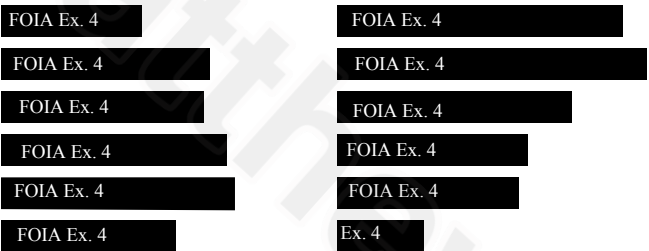
**4-7 KINGFISH BATTERY CHARGING**

The KingFish [redacted] FOIA Ex. 4 [redacted] with the KingFish system.

Step 1. Access the KingFish [redacted] FOIA Ex. 4 [redacted]

Step 2. Connect the [redacted] FOIA Ex. 4 [redacted].

Step 3. Insert the [redacted] FOIA Ex. 4 [redacted]



Step 4. [redacted] FOIA Ex. 4 [redacted]

Step 5. You can check the [redacted] FOIA Ex. 4 [redacted] (Figure 4-3).



**Figure 4-3.** [redacted] FOIA Ex. 4 [redacted]

Step 6. Remove [redacted] FOIA Ex. 4 [redacted] properly.

**Chapter 4**

**KingFish Hardware**

**4-8 KINGFISH SETUP**

The following sections detail procedures used to configure the KingFish for [redacted] on the KingFish unit.

**4-8.1 KINGFISH [redacted]**

This procedure connects the [redacted].  
Once installed and powered on, [redacted]

Step 1. Connect the [redacted].

There are [redacted] (Figure 4-4):

- 1. [redacted]
- 2. [redacted]
- 3. [redacted]




Figure 4-4. KingFish [redacted]

Step 2. Connect the [redacted].

**CAUTION**

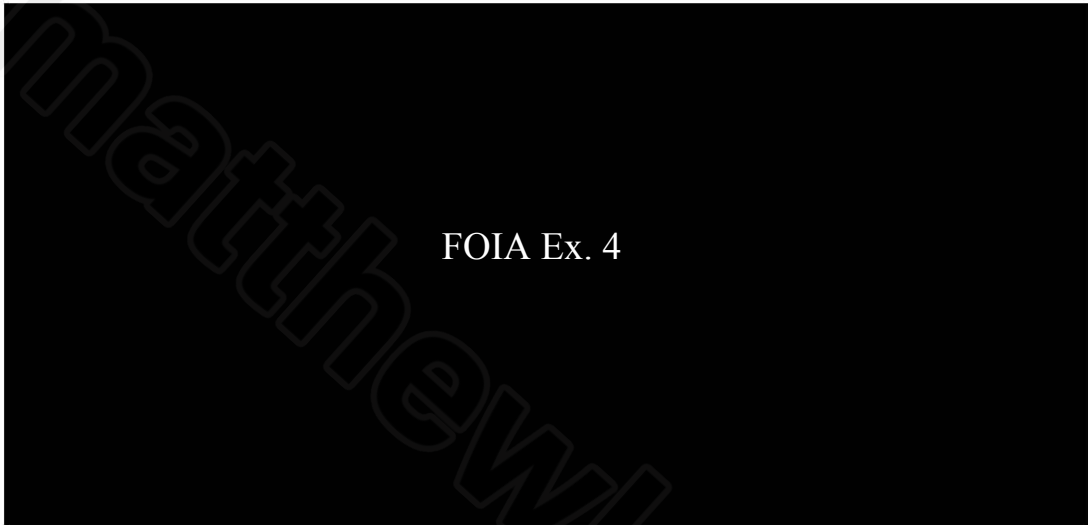
The [redacted] threads can be easily damaged. **Make the [redacted] finger-tight**; use of a wrench is not necessary. Do not force the connector onto the jack or the jack can become cross-threaded and damaged.

CONFIDENTIAL, NOT FOR PUBLIC INSPECTION

Step 3. Choose one of

FOIA Ex. 4

- a. FOIA Ex. 4 (Figure 4-5) and FOIA Ex. 4 r.



**Figure 4-5. KingFish Basic System Connections** FOIA Ex. 4

- b. FOIA Ex. 4 (Figure 4-6).

- c. FOIA Ex. 4



**Figure 4-6. KingFish Basic System Connections** FOIA Ex. 4

- Step 4. For operation in the FOIA Ex. 4
- Step 5. Power on the KingFish chassis FOIA Ex. 4
- Step 6. Complete the following steps with the FOIA Ex. 4
- FOIA Ex. 4
- FOIA Ex. 4
- Step 7. The FOIA Ex. 4
- the KingFish is ready for operation.

THIS PAGE INTENTIONALLY LEFT BLANK.



Chapter

**5**

FOIA Ex. 4

**5-1**

FOIA Ex. 4

FOIA Ex. 4

FOIA Ex. 4

## 5-2 WHAT THIS CHAPTER CONTAINS

This chapter provides a list of

FOIA Ex. 4

### 5-3

FOIA Ex. 4

FOIA Ex. 4

See [Figure 5-1](#) for

FOIA Ex. 4

FOIA Ex. 4

FOIA Ex. 4

FOIA Ex. 4


**Figure 5-1.** FOIA Ex. 4

**Chapter 5**

FOIA Ex. 4

**5-3.1** FOIA Ex. 4

Retain the FOIA Ex. 4 is shown in Figure 5-2.



**Figure 5-2.** FOIA Ex. 4

**5-3.2 EQUIPMENT CHECKLIST**

The following components are FOIA Ex. 4 (see Table 5-1).

**Table 5-1. Standard Equipment Included with 2100 MHz Converter**

Quantity	Item
1	FOIA Ex. 4
1	FOIA Ex. 4
1	FOIA Ex. 4
1	FOIA Ex. 4
FOIA Ex. 4	
1	FOIA Ex. 4
1	FOIA Ex. 4
1	FOIA Ex. 4
1	FOIA Ex. 4
1	FOIA Ex. 4

**CONFIDENTIAL, NOT FOR PUBLIC INSPECTION**

**5-3.3** FOIA Ex. 4

FOIA Ex. 4 are shown in Figure 5-1 and listed in Table 5-2.

**Table 5-2.** FOIA Ex. 4

Control or Indicator	Description
FOIA Ex. 4	FOIA Ex. 4
FOIA Ex. 4	FOIA Ex. 4
FOIA Ex. 4	FOIA Ex. 4
Ex. 4	FOIA Ex. 4
FOIA Ex. 4	FOIA Ex. 4
FOIA Ex. 4	FOIA Ex. 4
FOIA Ex. 4	FOIA Ex. 4
Ex. 4	FOIA Ex. 4
Ex. 4	FOIA Ex. 4
FOIA Ex. 4	FOIA Ex. 4
ON/OFF	ON/OFF Power Switch
FOIA Ex. 4	FOIA Ex. 4

Appendix  
**A** **TERMS AND DEFINITIONS**

**A-1 WHAT THIS APPENDIX CONTAINS**

This appendix contains terms and definitions found in the StingRay [redacted] FOIA Ex. 4 [redacted]  
FOIA Ex. 4 [redacted]

[redacted]

FOIA Ex. 4 [redacted]

FOIA Ex. 4 [redacted]

FOIA Ex. 4 [redacted]

FOIA Ex. 4 [redacted]

FOIA Ex. 4 [redacted]

FOIA Ex. 4 [redacted]

FOIA Ex. 4 [redacted]

FOIA Ex. 4 [redacted]

FOIA Ex. 4 [redacted]

FOIA Ex. 4 [redacted]

**-B-**

FOIA Ex. 4 [redacted]

FOIA Ex. 4 [redacted]

FOIA Ex. 4 [redacted]

FOIA Ex. 4 [redacted]

FOIA Ex. 4 [redacted]

FOIA Ex. 4 [redacted]

FOIA Ex. 4 [redacted]

FOIA Ex. 4 [redacted]

**-D-**

FOIA Ex. 4 [redacted]

FOIA Ex. 4 [redacted]

**-E-**

FOIA Ex. 4 [redacted]

**Terms and Definitions**

**Appendix A**

**-F-**

FOIA Ex. 4

FOIA Ex. 4

FOIA Ex. 4

■

FOIA Ex. 4

FOIA Ex. 4

FOIA Ex. 4

**-I-**

FOIA Ex. 4

FOIA Ex. 4

FOIA Ex. 4

FOIA Ex. 4

■

FOIA Ex. 4

FOIA Ex. 4

**-L-**

FOIA Ex. 4

FOIA Ex. 4

FOIA Ex. 4

FOIA Ex. 4

**-M-**

FOIA Ex. 4

FOIA Ex. 4

FOIA Ex. 4

FOIA Ex. 4

FOIA Ex. 4

FOIA Ex. 4

FOIA Ex. 4

FOIA Ex. 4

FOIA Ex. 4

FOIA Ex. 4

FOIA Ex. 4

FOIA Ex. 4

**Provider** - Cellular service provider.

**CONFIDENTIAL, NOT FOR PUBLIC INSPECTION**

**Appendix A**

**Terms and Definitions**

**-R-**

FOIA Ex. 4

FOIA Ex. 4

FOIA Ex. 4

FOIA Ex. 4

**-S-**

FOIA Ex. 4

FOIA Ex. 4

FOIA Ex. 4

FOIA Ex. 4

FOIA Ex. 4

FOIA Ex. 4

**-T-**

FOIA Ex. 4

FOIA Ex. 4

THIS PAGE INTENTIONALLY LEFT BLANK



## Appendix

## B

## WARRANTY

## B-1 WARRANTY TERMS

Harris Corporation FOIA Ex. 4

The user or buyer, in consideration for the mutual promises herein and as the controlling conditions for the use of this product, agrees by its acceptance of delivery, use of the product, or partial performance of this agreement as follows:

1. *Limited 12 Month Maintenance Agreement.* This Maintenance Agreement applies to all Harris Corporation equipment purchased and employed for the service normally intended, except those products specifically excluded. If the product was purchased for use in the United States, we will repair or replace (at our option) the equipment or part without charge to you at our Authorized Repair Center or Factory. This Maintenance Agreement is valid for 12 months from the date of shipment. You must notify us promptly of a defect within (10) days of discovery of the defect. Assuming that Harris concurs that the complaint is valid, and is unable to correct the problem without having the equipment shipped to Harris:  
Harris will repair or replace (at our option) the defective equipment or part and pay for its return to you, provided the repair or replacement is due to a cause covered under this Maintenance Agreement. This is the sole and exclusive remedy under this Maintenance Agreement.
2. *What is not covered?* We regret that we cannot be responsible for:
  - a. Defects or failures caused by buyer or user abuse or misuse.
  - b. Defects or failures caused by unauthorized attempts to repair or alter the equipment in any way.
  - c. Items of characteristically indeterminate life (e.g., bulbs, fuses, batteries).
  - d. Consequential damages incurred by a buyer or user from any cause whatsoever including, but not limited to, transportation, non-Harris repair or service costs, downtime costs, costs for substituting equipment or loss of anticipated profits or revenue.
  - e. Harris makes no other agreements beyond the express maintenance agreement as contained herein. All express or implied warranties of fitness for a particular purpose or merchantability are excluded. In no event shall Harris be liable for any indirect, special or consequential damage of any kind.
3. *Maintenance Agreement Service Warranty.* Any repair service performed by Harris under this limited Maintenance Agreement is warranted to be free from defects in material or workmanship for sixty (60) days from the date of repair. All terms and exclusions of this limited Maintenance Agreement apply to the Maintenance Agreement service warranty.
4. *Annual Maintenance Agreement.* Annual Maintenance Agreements may be purchased for 15 percent of the purchase price of the equipment. First-year maintenance on new products is included in the purchase price. Terms and conditions for limited 12 month Maintenance Agreements as described in Sections 1 and 2 apply.
5. *Restricted Use.* This product is a restricted use item and can only be sold to authorized law enforcement and government agencies. Its use shall comply with all local, state and Federal statutes and regulations associated with the monitoring of cellular transmissions. Harris Corporation assumes no liability for any misuse or improper use of this product and makes no representation as to its suitability for any specific application. Buyer's right to transfer, sell or assign this product shall be limited to authorized law enforcement and government agencies and must be pursuant to the written permission of Harris Corporation.
6. *Compliance with Laws.* Buyer agrees in performance of the Order and use of the items to be solely responsible for complying with all acceptable Federal, state and local laws, regulations, rules and orders. Buyer indemnifies and holds harmless Seller from any claims or non-compliance by it and/or its agents or employees.

CONFIDENTIAL, NOT FOR PUBLIC INSPECTION

B-1

WARNING: ITAR CONTROLLED INFORMATION

**Warranty**

**Appendix B**

7. *License.* The user, by its acceptance of delivery, use of the product, or partial performance of this Agreement, agrees to accept the grant of a nonexclusive, nontransferable license to use the Software and Documentation only on the designated computer and in conjunction with the contract and its regular business. No copies of the software are to be made and the Software and Documentation remain the property of the Licensor. No rights in technical data, patents, copyrights or trade secrets are expressed or implied. This document constitutes the entire agreement of the parties.

**NOTE**

The end-user documentation included with the redistribution, if any, must include the following acknowledgement: "This product includes software developed by FOIA Ex. 4 [redacted]  
FOIA Ex. 4 [redacted]"

**NOTE**

FOIA Ex. 4 [redacted] All rights reserved.

8. *Pricing.* This item is being sold in accordance with the current Harris Corporation's FOIA Ex. 4 [redacted] This price and the terms are subject to change without notice.