

# New Approaches to Website Fingerprinting Defenses

Xiang Cai, Rishab Nithyanand, Rob Johnson  
Stony Brook University

**Abstract**—Website fingerprinting attacks[10] enable an adversary to infer which website a victim is visiting, even if the victim uses an encrypting proxy, such as Tor[19]. Previous work has shown that all proposed defenses against website fingerprinting attacks are ineffective[5], [3]. This paper advances the study of website fingerprinting attacks and defenses in two ways. First, we develop bounds on the trade-off between security and bandwidth overhead that any fingerprinting defense scheme can achieve. This enables us to compare schemes with different security/overhead trade-offs by comparing how close they are to the lower bound. We then refine, implement, and evaluate the Congestion-Sensitive BuFLO scheme outlined by Cai, et al. [3]. CS-BuFLO, which is based on the provably-secure BuFLO defense proposed by Dyer, et al.[5], was not fully-specified by Cai, et al, but has nonetheless attracted the attention of the Tor developers [16], [17]. Our experiments find that Congestion-Sensitive BuFLO has high overhead (around 2.3-2.8x) but can get 6× closer to the bandwidth/security trade-off lower bound than Tor or plain SSH.

## I. INTRODUCTION

Website fingerprinting attacks have emerged as a serious threat against web browsing privacy mechanisms, such as SSL, Tor, and encrypting tunnels. These privacy mechanisms encrypt the content transferred between the web server and client, but they do not effectively hide the size, timing, and direction of packets. A website fingerprinting attack uses these features to infer the web page being loaded by a client.

Researchers have engaged in a war of escalation in developing website fingerprinting attacks and defenses, with two recent papers demonstrating that all previously-proposed defenses provide little security[5], [3]. At the 2012 Oakland conference, Dyer, et al. showed that an attacker could infer, with a success rate over 80%, which of 128 pages a victim was visiting, even if the victim used network-level countermeasures. They also performed a simulation-based evaluation of a hypothetical defense, which they call BuFLO, and found that it required over 400% bandwidth overhead in order to reduce the success rate of the best attack to 5%, which is still well-above the ideal 0.7% success rate from random guessing. At CCS 2012, Cai et al. proposed the DLSVM fingerprinting attack and demonstrated that it could achieve a greater than 75% success rate against numerous defenses[3], including application-level defenses, such as HTTPOS[13] and randomized pipelining[15]. As a result, it is not currently known whether there exists any efficient and secure defense against website fingerprinting attacks.

Cai, et al. also proposed Congestion-Sensitive BuFLO, which extended Dyer’s BuFLO scheme to include congestion

sensitivity and some rate adaptation, but they left many details unspecified and did not implement or evaluate their scheme. Despite the lack of data on CS-BuFLO, the Tor project has indicated interest in incorporating CS-BuFLO into the Tor browser [17], [16].

In order to get a better understanding of the performance and security of the CS-BuFLO protocol, this paper presents a complete specification of CS-BuFLO, describes an SSH-based implementation, and evaluates its bandwidth overhead, latency overhead, and security against the current best-known attacks.

Cai’s description of the CS-BuFLO protocol outlines solutions to several performance and practicality problems in the original BuFLO protocol – CS-BuFLO is TCP-friendly, it pads streams in a uniform way, and it uses information collected offline to tune BuFLO’s parameters to the website being loaded. We propose two further improvements: we modify CS-BuFLO to adapt its transmission rate dynamically, and we improve its stream padding to use less bandwidth while hiding more information about the website being loaded. Dynamic rate adaptation makes CS-BuFLO much more practical to deploy, since it does not require an infrastructure for performing offline collection of statistics about websites, but poses a challenge: adapting too quickly to the website’s transmission rate can reveal information about which website the victim is visiting. CS-BuFLO balances these performance and security constraints by limiting the rate and precision of adaptation.

We have implemented CS-BuFLO in a custom version of OpenSSH. Our implementation also includes a Firefox browser plugin that informs the SSH client when the browser has finished loading a web page. The CS-BuFLO implementation uses this information to reduce the amount of padding performed after the page load has completed.

We evaluate CS-BuFLO, and compare it to Tor, on the Alexa top 200 websites in the closed-world setting. The Alexa top 200 websites represent approximately 91% of page loads on the internet [1], so these results reflect the security users will obtain when using these schemes in the real world. Furthermore, prior work on website fingerprinting attacks has found that an attacker’s success rate only goes down as the number of websites increases, so our results give a high-confidence upper bounds on the success rate these attacks may achieve in larger settings.

In our experiments, CS-BuFLO uses 2.8 times as much bandwidth as SSH (i.e. no defense) and the best known attack had only a 20% success rate at inferring which of 200 websites a victim was visiting. This is a substantial improvement over previously-proposed schemes – the same attack had a success

Defense	$n$	Method	Source	Panchenko	VNG++	DLSVM	BW Ratio	Latency Ratio
CS-BuFLO (CTSP)	200	Empirical	this paper	18.0	13.0	20.6	2.796	3.271
CS-BuFLO (CPSP)	200	Empirical	this paper	24.2	16.5	34.3	2.289	2.708
CS-BuFLO (CTSP)	120	Empirical	this paper	23.4	20.9	28.9	2.799	3.444
CS-BuFLO (CPSP)	120	Empirical	this paper	30.6	22.5	40.5	2.300	2.733
BuFLO ( $\tau = 0, \rho = 40, d = 1000$ )	128	Simulation	[5]	27.3	22.0	N/A	1.935	N/A
BuFLO ( $\tau = 0, \rho = 40, d = 1500$ )	128	Simulation	[5]	23.3	18.3	N/A	2.200	N/A
BuFLO ( $\tau = 0, \rho = 20, d = 1000$ )	128	Simulation	[5]	20.9	15.6	N/A	2.405	N/A
BuFLO ( $\tau = 0, \rho = 20, d = 1500$ )	128	Simulation	[5]	24.1	18.4	N/A	3.013	N/A
BuFLO ( $\tau = 10^5, \rho = 40, d = 1000$ )	128	Simulation	[5]	14.1	12.5	N/A	2.292	N/A
BuFLO ( $\tau = 10^5, \rho = 40, d = 1500$ )	128	Simulation	[5]	9.4	8.2	N/A	2.975	N/A
BuFLO ( $\tau = 10^5, \rho = 20, d = 1000$ )	128	Simulation	[5]	7.3	5.9	N/A	4.645	N/A
BuFLO ( $\tau = 10^5, \rho = 20, d = 1500$ )	128	Simulation	[5]	5.1	4.1	N/A	5.188	N/A
HTTPOS	100	Empirical	[3]	57.4	N/A	75.8	1.361	N/A
Tor+rand. pipe.	100	Empirical	[3]	62.8	N/A	87.3	1.745	N/A
Tor	100	Empirical	[3]	65.4	N/A	83.7	N/A	N/A
Tor	120	Empirical	this paper	56.3	36.8	77.4	1.247	4.583 <sup>a</sup>
Tor	200	Empirical	this paper	50.1	31.8	75.1	1.244	4.919
Tor	775	Empirical	[14]	54.6	N/A	N/A	N/A	N/A
Tor	800	Empirical	[3]	40.1	N/A	50.6	N/A	N/A
SSH	120	Empirical	this paper	86.5	75.0	80.7	1.128	1
SSH	200	Empirical	this paper	84.4	72.9	79.4	1.111	1

<sup>a</sup>Note that the high latency of TOR is largely due to its onion routing protocols – a cost that other defenses do not incur.

TABLE I  
MAIN EVALUATION RESULTS FOR CS-BUFLO, AND COMPARISON TO RESULTS ON OTHER SCHEMES REPORTED IN OTHER PAPERS.

rate over 75% against Tor and SSH under the same conditions.

Table I compares our results with results reported in other papers. These comparisons must be done carefully, since the experiments used different numbers of websites and methodologies. Nonetheless, the following conclusions are clear from the data:

- CS-BuFLO hides more information than Tor, SSH, HTTPOS, and Tor with randomized pipelining, albeit with higher cost. For example, the DLSVM attack has a lower success rate against CS-BuFLO in a closed-world experiment with 100 websites than it has against Tor with 800 websites.
- Overall, CS-BuFLO achieves approximately the same bandwidth/security trade-off in our empirical analysis as BuFLO achieved in Dyer’s simulated evaluation. For example, CS-BuFLO in CTSP mode had a bandwidth ratio of 2.8 and Panchenko’s attack had a success rate of 23.4% on 120 websites. BuFLO with  $\tau = 0, \rho = 40$ , and  $d = 1500$  had almost identical security, but a bandwidth ratio of 2.2. Although CS-BuFLO optimizes many aspects of the BuFLO protocol, an empirical evaluation presents issues that do not arise in a simulation, such as dropped packets, retransmissions, and application-level timing dependencies.

In addition to the empirical work on CS-BuFLO, this paper provides an analytical study of the problem of defending against website fingerprinting attacks. We show that constructing an optimally-efficient defense scheme for a given set of websites is an NP-hard problem. We then develop lower bounds on the best possible trade-off between security and overhead that any website fingerprinting defense can achieve. Specifically, given a set of websites and a desired security level, we can compute a lower bound on the bandwidth overhead that any defense scheme with that security level can

incur on those websites. This enables us to compare defenses that offer different security/bandwidth trade-offs by comparing how close they are to the lower bound.

The paper concludes by using the lower bounds to compare defenses that offer different bandwidth/security trade-offs. We find that Congestion-Sensitive BuFLO gets over  $6\times$  closer to the bandwidth/security trade-off lower bound than Tor or plain SSH. Dyer’s reported experiments with BuFLO showed somewhat better trade-off performance, but those results were based on simulations and are not directly comparable. Despite the improvement of CS-BuFLO over Tor and SSH, there is still a large gap between the lower bounds and the best defenses.

In summary, this paper makes the following contributions:

- Section IV provides the first analytical results on the website fingerprinting defense problem, showing that constructing an optimal defense is NP-hard and discovering lower bounds on the best possible trade-off between bandwidth and security.
- Section V gives a complete specification of the CS-BuFLO protocol, describing optimizations to make the protocol congestion sensitive, rate adaptive, and efficient at hiding macroscopic website features, such as total size and the size of the last object.
- Section VI describes our prototype implementation in SSH, which also includes a Firefox plugin to notify the proxy when the browser finishes loading a web page.
- Section VII presents empirical evaluation results for CS-BuFLO, Tor, and SSH, and shows that CS-BuFLO provides better security, albeit at higher bandwidth costs. We also show that CS-BuFLO is closer to the lower bound on the security/bandwidth trade-off than Tor and SSH.

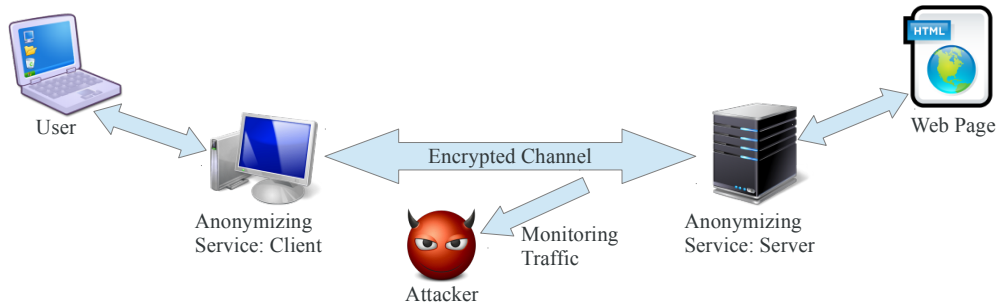


Fig. 1. Website fingerprinting attack threat model.

## II. RELATED WORK

*Defenses:* Network-level website fingerprinting defenses pad packets, split packets into multiple packets, or insert dummy packets. Dyer, et al., list numerous approaches to padding individual packets, including pad-to-MTU, pad-to-power-of-two, random padding, etc.[5]. They showed that none of the padding schemes was effective against the attacks they evaluated. Wright, et al., proposed traffic morphing, in which packets are padded and/or fragmented so that they conform to a specified target distribution[21]. Dyer, et al., defeated this defense, as well[5]. Lu, et al., extended traffic morphing to operate on  $n$ -grams of packet sizes, i.e. their scheme pads and fragments packets so that  $n$ -grams of packet sizes match a target distribution[12]. Dyer, et al. also proposed BuFLO, which pads or fragments all packets to a fixed size, sends packets at fixed intervals, injecting dummy packets when necessary, and always transmits for at least a fixed amount of time[5]. They found that they could reduce their best attack’s success rate to 5% (when guessing from 128 websites), at a bandwidth overhead of 400%. Fu, et al., found in early work that changes in CPU load can cause slight variations in the time between packets in schemes that attempt to send packets at fixed intervals, and recommended randomized inter-packet intervals instead[6].

Application-level defenses alter the sequence of HTTP requests and responses to further obfuscate the user’s activity. For example, HTTPPOS uses HTTP pipelining, HTTP Range requests, dummy requests, extraneous HTTP headers, multiple TCP connections, and munges TCP window sizes and maximum segment size (MSS) fields[13]. Tor has also released an experimental version of Firefox that randomizes the order in which embedded objects are requested, and the level of pipelining used by the browser during the requests[15]. Both schemes were defeated by Cai, et al[3].

*Attacks:* Researchers have proposed numerous attacks on basic encrypting tunnels, such as HTTPS, link-level encryption, VPNs, and IPSec[2], [4], [8], [9], [10], [11], [12], [18], [22], [23], [5]. These attacks focus primarily on packet sizes, which carry a lot of information when no padding scheme is in use. Herrmann, et al., developed an attack based on packet sizes that worked well on simple encrypting tunnels[9], but performed quite poorly against Tor, which transmits data in 512-byte cells. Panchenko, et al., designed an attack that used packet sizes, along with some ad hoc features designed

to capture higher-level information about the HTTP protocol, and achieved good success against Tor[14]. Dyer, et al. performed a comprehensive evaluation of attacks and defenses, and developed their own attack, called VNG++, that achieved good success against many network-level defenses[5]. Cai, et al., proposed an attack, based on string edit distance, that performs well against a wide variety of defenses, included application-level defenses, such as HTTPPOS and Tor’s randomized pipelining[3]. Wang, et al. improved this attack’s performance against Tor by incorporating information about the structure of the Tor protocol [20]. Danezis, Yu, et al., and Cai, et al., all proposed to use HMMs to extend web page fingerprinting attacks to web site fingerprinting attacks[4], [22], [3].

## III. WEBSITE FINGERPRINTING ATTACKS

In a website fingerprinting attack, an adversary is able to monitor the communications between a victim’s computer and a private web browsing proxy, as shown in Figure 1. The private browsing proxy may be an SSH proxy, VPN server, Tor, or other privacy service. The traffic between the user and proxy is encrypted, so the attacker can only see the timing, direction, and size of packets exchanged between the user and the proxy. Based on this information, the attacker attempts to infer the website(s) that the user is visiting via the proxy. The attacker can prepare for the attack by collecting information about websites in advance. For example, he can visit websites using the same privacy service as the victim, collecting a set of website “fingerprints”, which he later uses to recognize the victim’s site.

Website fingerprinting attacks are an important class of attacks on private browsing systems. For example, Tor states that it “prevents anyone from learning your location or browsing habits.”[19] Successful fingerprinting attacks undermine this security goal. Fingerprinting attacks are also a natural fit for governments that monitor their citizens’ web browsing habits. The government may choose not to (or be unable to) block the privacy service, but nonetheless wish to infer citizens’ activities when using the service. Since it can monitor international network connections, the government is in a good position to mount website fingerprinting attacks.

Researchers have proposed two scenarios for evaluating website fingerprinting attacks and defenses: closed-world models and open-world models. A closed-world model consists

of a finite number,  $n$ , of web pages. Typical values of  $n$  used in past work range from 100 to 800 [5], [3], [14]. The attacker can collect traces and train his attack on the websites in the world. The victim then selects one website uniformly at random, loads it using some defense mechanism, such as Tor or SSH, and the attacker attempts to guess which website the victim loaded. The key performance metric is the attacker’s average success rate.

In an open-world model, there is a population of victims, each of which may visit any website in the real world, and may select the website using a probability distribution of their choice. The attacker does not know any individual victim’s distribution over websites, but has aggregate statistics about website popularity. The attacker’s goal is to infer which of the victims are visiting a particular “website of interest”, i.e. an illegal or censored site. In this case, the primary evaluation criteria are false positives and false negatives.

Perry has critiqued the closed-world model for its artificiality [16]. However, the two models are connected: Cai, et al., showed how to bootstrap a closed-world attack into an open-world attack, such that better closed-world performance yields better open-world performance [3]. Thus, although experiments in the closed-world cannot tell us whether an attack or defense will be successful in the real world, we can use closed-world experiments to compare different attacks and defenses.

#### IV. THEORETICAL FOUNDATIONS

In this section we focus on understanding the relationship between bandwidth overhead and security guarantees. We first introduce definitions of security and overhead for fingerprinting defenses. We observe that the overhead required depends on the set of web sites to be protected – a set of similar websites can be protected with little overhead, a set of dissimilar websites requires more overhead. We then consider an *offline* version of the website fingerprinting defense problem, i.e. the defense system knows, in advance, the set of websites that the user may visit and the packet traces that each website may generate. We show that finding a defense system with optimal overhead in this setting is NP-hard. We then develop an efficient dynamic program to compute a lower bound on the bandwidth overhead of any fingerprinting defense scheme in the closed-world setting. We will use this algorithm to compute lower bounds on overhead for the websites used in our evaluation (see Section VII).

##### A. Definitions

In a website fingerprinting attack, the defender selects a website,  $w$ , and uses the defense mechanism to load the website, producing a packet trace,  $t$ , that is observed by the attacker. The attacker then attempts to guess  $w$ .

Let  $W$  be a random variable representing the URL of the website selected by the defender. The probability distribution of  $W$  reflects the probability that the defender visits each website. For each website,  $w$ , let  $T_w^D$  and  $T_w$  be the random variables representing the packet trace generated by loading  $w$  with and without defense system  $D$ , respectively. Packet

traces include the time, direction, and content of each packet. Since cryptographic attacks are out of scope for this paper, we assume any encryption functions used by the defense scheme are information-theoretically secure. The probability distribution of  $T_w^D$  captures variations in network conditions, changes in dynamically-generated web pages, randomness in the browser, and randomness in the defense system. We assume the attacker knows the distribution of  $W$  and  $T_w^D$  for every  $w$ , so the optimal attacker,  $A$ , upon observing trace  $t$ , always outputs

$$A(t) = \operatorname{argmax}_w \Pr[W = w] \Pr[T_w^D = t]$$

If more than one  $w$  attains the maximum, then the attacker chooses randomly among them.

Some privacy applications require good worst-case performance, and some only require good average-case performance. This leads to two security definitions for website fingerprinting defenses:

**Definition 1.** *Defense  $D$  is **non-uniformly  $\epsilon$ -secure** if  $\Pr[A(T_W^D) = W] \leq \epsilon$ . Defense  $D$  is **uniformly  $\epsilon$ -secure** if  $\max_w \Pr[A(T_w^D) = w] \leq \epsilon$ .*

These are information-theoretic security definitions –  $A$  is the optimal attacker described above. The first definition says that  $A$ ’s average success rate is less than  $\epsilon$ , but it does not require that every website be difficult to recognize. The second definition requires all websites to be at least  $\epsilon$  difficult to recognize. All previous papers on website fingerprinting attacks and defenses have reported average attack success rates in the closed-world model, i.e. they have reported non-uniform security measurements. We will do the same, although we provide some comparison with non-uniform security bounds in Section VII.

To define the bandwidth overhead of a defense system, let  $B(t)$  be the total number of bytes transmitted in trace  $t$ . We define the **bandwidth ratio** of defense  $D$  as

$$\text{BWRatio}_D(W) = \frac{E[B(T_W^D)]}{E[B(T_W)]}$$

This definition captures the overall ratio of bandwidth between a user using defense  $D$  for an extended period of time and a user visiting the same websites with no defense.

##### B. Lower Bounds for Bandwidth

In this section we derive an algorithm to compute, given websites  $w_1, \dots, w_n$ , a lower bound for the bandwidth that any deterministic  $\epsilon$ -secure fingerprinting defense can use in a closed-world experiment using  $w_1, \dots, w_n$ . In a closed-world experiment, each website occurs with equal probability, i.e.  $\Pr[W = w_i] = \frac{1}{n}$  for all  $i$ .

To compute a lower bound on bandwidth, we consider an adversary that looks only at the amount of data transferred by the defense, i.e. an attacker  $A_S$  that always guesses

$$A_S(t) = \operatorname{argmax}_w \Pr[B(T_w^D) = B(t)]$$

Any defense that is  $\epsilon$ -secure against an arbitrary attacker must also be at least  $\epsilon$ -secure against  $A_S$ . Thus, if we can derive

a lower bound on defenses that are  $\epsilon$ -secure against  $A_S$ , that lower bound will apply to any  $\epsilon$ -secure defense.

We make a few simplifying assumptions in order to obtain an efficient algorithm for computing lower bounds. First, we assume that each website has a unique fixed size,  $s_i$ . In our closed world experiments, we found that, for just over half the web pages in our dataset, their size had a normalized standard deviation of less than 0.11 across 20 loads, so we do not believe this assumption will significantly impact the results of our analysis. Second, we assume the defense scheme induces a deterministic mapping,  $b_i = f(s_i)$ , from the website's original size to the size of the trace observed by the attacker. Finally, we assume that the defense mechanism does not compress or truncate the website, i.e. that  $b_i \geq s_i$  for all  $i$ .

Suppose  $f$  is the function induced by such a defense. Let  $F = \{f(s_1), \dots, f(s_n)\}$ . For any given  $b \in F$ , let  $n_b = |f^{-1}(b)|$ , i.e. the number of websites that cause the defense mechanism to transmit  $b$  bytes. The probability that the attacker observes  $b$  during a closed world experiment is simply  $n_b/n$ , and the probability that the attacker guesses the correct website based on observation  $b$  is  $1/n_b$ . Thus the non-uniform security of the defense scheme is

$$\sum_{b \in F} \frac{n_b}{n} \frac{1}{n_b} = \frac{|F|}{n}$$

and the uniform security is  $\max_{b \in F} 1/n_b$ . The bandwidth requirements of the defense is proportional to

$$\sum_{b \in F} b n_b.$$

Let  $S_b = f^{-1}(b)$ . Since the defense does not compress or truncate sites, we must have  $b \geq \max_{s \in S_b} s$ . For the purposes of computing lower bounds on the bandwidth, we may as well assume that  $b = \max_{s \in S_b} s$ . Thus the function  $f$  is equivalent to a partition of the set  $\{s_1, \dots, s_n\}$ .

These observations imply that the optimal  $f$  must be monotonic.

**Theorem 1.** *The optimal  $f$  is monotonic.*

*Proof:* Consider any partition of  $\{s_1, \dots, s_n\}$  into sets  $S_1, \dots, S_k$ . Let  $m_i = \max_{s \in S_i} s_i$ . Without loss of generality, assume  $m_1 \leq m_2 \leq \dots \leq m_k$ . Now consider the monotonic allocation of traces into sets  $S_1^*, \dots, S_k^*$  where  $|S_i^*| = |S_i|$ . Let  $m_i^* = \max_{s \in S_i^*} s$ . Observe that  $m_i^* \leq m_i$  for all  $i$ , i.e. the new allocation has lower bandwidth.

Since the number of sets in the partition and the sizes of those sets are unchanged, this new allocation has the same uniform and non-uniform security as the original, but lower bandwidth. Hence the optimal  $f$  must be monotonic. ■

We can compute the optimal partition for a given security parameter using a dynamic program. If  $S_1, \dots, S_k$  is an optimal uniformly  $\epsilon$ -secure partition, then so is  $S_1, \dots, S_{k-1}$ . Thus the cost,  $C(\epsilon, n)$  of the optimal uniformly  $\epsilon$ -secure partition satisfies the recurrence relation:

$$C(\epsilon, n) = \begin{cases} \infty & \text{if } n < 1/\epsilon \\ \min_{1 \leq j \leq n-1/\epsilon} C(\epsilon, j) + (n-j)s_n & \text{otherwise.} \end{cases}$$

**Algorithm 1** Algorithm to compute a lower bound on the bandwidth of any offline non-uniformly  $\epsilon$  secure fingerprinting defense against  $A^S$  attackers.

---

```

function  $A^S$ -MIN-COST( $n, \epsilon, \{s_1, \dots, s_n\}$ )
  Array  $C[0 \dots n\epsilon, 0 \dots n]$ 
  for  $i = 0, \dots, n\epsilon$  do
     $C[i, 0] \leftarrow 0$ 
  end for
  for  $i = 0, \dots, n$  do
     $C[0, i] \leftarrow \infty$ 
  end for
  for  $i = 1 \rightarrow n$  do
    for  $j = 1 \rightarrow n\epsilon$  do
       $C[j, i] = \min_{1 \leq \ell \leq i-1} [(i-\ell)s_i + C[j-1, \ell]]$ 
    end for
  end for
  return  $C[n\epsilon, n]$ 
end function

```

---

Non-uniformly  $\epsilon$ -secure partitions satisfy a slightly different recurrence. If  $S_1, \dots, S_k$  is an optimal non-uniformly  $\frac{k}{n}$ -secure partition, then  $S_1, \dots, S_{k-1}$  is an optimal non-uniformly  $\frac{k-1}{n-|S_k|}$ -secure partition. Therefore the optimal cost,  $C'(\frac{k}{n}, n)$ , satisfies the recurrence

$$C'(\frac{k}{n}, n) = \begin{cases} ns_n & \text{if } k = 1 \\ \min_{1 \leq j \leq n-1} C'(\frac{k-1}{j}, j) + (n-j)s_n & \text{o.w.} \end{cases}$$

Algorithm 1 shows a dynamic program for computing a lower bound on the bandwidth of any deterministic defense that can achieve  $\epsilon$  non-uniform security in a closed-world experiment on static websites with sizes  $s_1, \dots, s_n$ . We use this algorithm to compute the lower bounds reported in Section VII.

### C. Security Against DLSVM Attackers

We now analyze the task of defending against DLSVM-style attackers in the same theoretical setting as above. We will show that finding the lowest-cost offline defense against a DLSVM attacker is NP-hard, via a reduction from the binary shortest common super-sequence problem. This reduction will also show that the minimum bandwidth required by an offline defense against a DLSVM attacker is at most twice the bandwidth lower bound computed in the previous section. This result, along with the experimental results in Section VII, will show that offline defenses can achieve low cost and high security, suggesting a promising avenue for future work.

Suppose websites  $w_1, \dots, w_n$  are all static and constructed such that loading each site requires performing a fixed, serialized sequence of requests and responses, e.g. each web page contains a javascript program that loads objects one at a time in a fixed order. Let  $d_i[j] = 1$  iff the  $j$ th byte that must be transmitted to load page  $w_i$  is a transmission in the upstream direction.

Loading website  $w_i$  via a deterministic defense mechanism produces a fixed trace  $t_i$ . Let  $z_i$  be the binary string defined

by  $z_i[j] = 1$  iff the  $j$ th byte of  $t_i$  is an upstream byte. Since, for these websites, the defense mechanisms cannot delete or re-order bytes, we must have that  $d_i$  is a sub-sequence of  $z_i$ .

When the victim loads a web site, producing trace  $t$ , the attacker can compute the corresponding string,  $z$ . In order for the attacker to learn nothing about which web page the victim loaded, we must have that, for all  $i$ ,  $d_i$  is a substring of  $z$ . Thus the defense system must compute some string,  $z$ , that is simultaneously a super-sequence of  $d_1, \dots, d_n$ . Minimizing the cost of such a defense is thus equivalent to finding the shortest common super-sequence (SCS) of  $d_1, \dots, d_n$ . This problem is NP-hard[7].

However, there is a simple 2-approximation for the binary SCS problem. Let  $\ell$  be the length of the longest string  $d_1, \dots, d_n$ . Their SCS must be at least  $\ell$  long, but is at most  $2\ell$  long, since every binary string of length at most  $\ell$  is a sub-sequence of  $(01)^\ell$ . Thus for any set of static websites  $w_1, \dots, w_n$ , there exists a deterministic offline defense that achieves (uniform or non-uniform)  $\epsilon$ -security against DLSVM-style attackers and incurs bandwidth cost that is at most twice the bandwidth lower bound derived in the previous section.

## V. CONGESTION-SENSITIVE BUFL0

Dyer, et al., described BuFLO, a hypothetical defense scheme that hides all information about a website, except possibly its size, and performed a simulation-based evaluation that found that, although BuFLO is able to offer good security, it incurs a high cost to do so.

In this section, we describe Congestion-Sensitive BuFLO (CS-BuFLO), an extension to BuFLO that includes numerous security and efficiency improvements. CS-BuFLO represents a new approach to the design of fingerprinting defenses. Most previously-proposed defenses were designed in response to known attacks, and therefore took a black-listing approach to information leaks, i.e. they tried to hide specific features, such as packet sizes. In designing CS-BuFLO, we take a white-listing approach – we start with a design that hides all traffic features, and iteratively refine the design to reveal certain traffic features that enable us to achieve significant performance improvements without significantly harming security.

### A. Review of BuFLO

The Buffered Fixed-Length Obfuscator (BuFLO) of Dyer, et al., transmits a packet of size  $d$  bytes every  $\rho$  milliseconds, and continues doing so for at least  $\tau$  milliseconds. If  $b < d$  bytes of application data are available when a packet is to be sent, then the packet is padded with  $d - b$  extra bytes of junk. The protocol assumes that the junk bytes are marked so that the receiver can discard them. If the website does not finish loading within  $\tau$  milliseconds, then BuFLO continues transmitting until the website finishes loading and then stops immediately. Dyer, et al., did not specify how BuFLO detects when the website has finished loading. They also did not specify how BuFLO handles bidirectional communication – presumably independent BuFLO instances are run at each endpoint.

BuFLO effectively hides everything about the website, except possibly its size, but has several shortcomings:

- It either completely hides the size of the website or completely reveals it ( $\pm d$  bytes). Thus it does not provide the same level of security to all websites.
- BuFLO has large overheads for small websites. Thus its overhead is also unevenly distributed.
- BuFLO is not TCP-friendly. In fact, it is the epitome of a bad network citizen.
- BuFLO does not adapt when the user is visiting fast or slow websites. It wastes bandwidth when loading slow sites, and causes large latency when loading fast websites.
- BuFLO must be tuned to each user's network connection. If the BuFLO bandwidth,  $\frac{1000d}{\rho}$  B/s, exceeds the user's connection speed, then BuFLO will incur additional delay without improving security.
- Past research by Fu, et al., showed that transmitting at fixed intervals can reveal load information at the sender, which an attacker can use to infer partial information about the data being transmitted[6].

Dyer, et al., proposed BuFLO as a straw-man defense system, so it is understandable that they did not bother addressing these problems. However, we show below that several of these problems have common solutions, e.g. we can simultaneously improve overhead and TCP-friendliness, simultaneously make security and overhead more uniform, etc. Thus, as our evaluation will show, CS-BuFLO may be a practical and efficient defense for users requiring a high level of security.

Further, as noted by its authors, BuFLO's simulation based results “reflect an ideal implementation that assumes the feasibility of implementing fixed packet timing intervals. This is at the very least difficult and clearly impossible for certain values of  $\rho$ . Simulation also ignores the complexities of cross-layer communication in the network stack” [5]. As a result, it remains unclear how well the defense performs in the real world.

### B. Overview of Congestion-Sensitive BuFLO

Algorithm 2 shows the main loop of the CS-BuFLO server. The client loop is similar, except for the few differences discussed throughout this section. Similar to BuFLO, CS-BuFLO delivers fixed-size chunks of data at semi-regular intervals. CS-BuFLO randomizes the timing of network writes in order to counter the attack of Fu, et al.[6], but it maintains a target average inter-packet time,  $\rho^*$ . CS-BuFLO periodically updates  $\rho^*$  to match its bandwidth to the rate of the sender (Section V-C). Since updating  $\rho^*$  based on the sender's rate reveals information about the sender, CS-BuFLO performs these updates infrequently. CS-BuFLO uses TCP to be congestion friendly, and uses feedback from the TCP stack in order to reduce the amount of junk data it needs to send (Section V-D). Also like BuFLO, CS-BuFLO transmits extra junk data after the website has finished loading in order to hide the total size of the website. However, CS-BuFLO uses a scale-independent padding scheme (Section V-E) and monitors the state of the page loading process to avoid some unnecessary overheads (Section V-F).




Fig. 2. Rate adaptation in CS-BuFLO.  $\rho^*$  is updated based on the packets transmitted to the other end between  $T_2$  and  $T_{15}$ . Time intervals between two consecutive packets are stored in an array  $Intervals[]$ . The two packets under consideration both contain some real payload data and they belong to the same burst. i.e.  $Intervals = [T_3 - T_2, T_5 - T_3, T_9 - T_8, T_{12} - T_{11}, T_{14} - T_{12}, T_{15} - T_{14}]$  and  $\rho^* = 2^{\lceil \log_2 \text{Median}(Intervals[]) \rceil}$ .

### C. Rate Adaptation

CS-BuFLO adapts its transmission rate to match the rate of the sender. This reduces wasted bandwidth when proxying slow senders, and it reduces latency when proxying fast senders. However, adapting CS-BuFLO's transmission rate to match the sender's reveals information about the sender, and therefore may harm security.

As shown in Figure 2, CS-BuFLO takes several steps to limit the information that is leaked through rate adaptation. First, it only adapts after transmitting  $2^k$  bytes, for some integer  $k$ . Thus, during a session in which CS-BuFLO transmits  $n$  bytes, CS-BuFLO will perform  $\log_2 n$  rate adjustments, limiting the information leaked from these adjustments. This choice also allows CS-BuFLO to adapt more quickly during the beginning of a session, when the sender is likely to be performing a TCP slow start. During this phase, CS-BuFLO is able to ramp up its transmission rate just as quickly as the sender can.

CS-BuFLO further limits information leakage by using a robust statistic to update  $\rho^*$ . Between adjustments, it collects estimates of the sender's instantaneous bandwidth. It then sets  $\rho^*$  so as to match the sender's median instantaneous bandwidth. Median is a robust statistic, meaning that the new  $\rho^*$  value will not be strongly influenced by bandwidth bursts and lulls, and hence  $\rho^*$  will not reveal much about the sender's transmission pattern.

Note that the estimator only collects measurements during uninterrupted bursts from the sender. This ensures that the bandwidth measurements do not include delays caused by dependencies between requests and responses.

For example, if the estimator sees a packet  $p_1$  from the website, then a packet  $p_2$  from the client, and then another packet  $p_3$  from the website, it may be the case that  $p_3$  is a response to  $p_2$ . In this case, the time between  $p_1$  and  $p_3$  is constrained by the round trip time, not the website's bandwidth.

Finally, CS-BuFLO rounds all  $\rho^*$  values up to a power of

two. This further hides information about the sender's true rate, and gives the sender room to increase its transmission rate, e.g. during slow start.

### D. Congestion-Sensitivity

There's a trivial way to make BuFLO congestion sensitive and TCP friendly: run the protocol over TCP. With this approach, we grab an additional opportunity for increasing efficiency: when the network is congested, CS-BuFLO does not need to insert junk data to fill the output buffer.

Algorithm 4 shows our method for taking advantage of congestion to reduce the amount of junk data sent by CS-BuFLO. Note first that CS-SEND always writes exactly  $d$  bytes to the TCP socket. Since the amount of data presented to the TCP socket is always the same, this algorithm reveals no information about the timing or size of application-data packets from the website that have arrived at the CS-BuFLO proxy.

This algorithm takes advantage of congestion to reduce the amount of junk data it sends. To see why, imagine the TCP connection to the client stalls for an extended period of time. Eventually, the kernel's TCP send queue for socket  $s$  will fill up, and the call to `write` will return 0. From then until the TCP congestion clears up, CS-BuFLO calls to CS-SEND will not append any further junk data to  $B$ .

### E. Stream Padding

CS-BuFLO hides the total size of real data transmitted by continuing to transmit extra junk data after the browser and web server have stopped transmitting.

Table II shows two related padding schemes we experimented with in CS-BuFLO. Both schemes introduce at most a constant factor of additional cost, but reveal at most a logarithmic amount of information about the size of the website. The first scheme, which we call *payload padding*, continues transmitting until the total amount of transmitted

---

**Algorithm 2** The main loop of the Congestion-Sensitive BuFLO server.

---

```

function CSBUFLO-SERVER( $s$ )
  while true do
    ( $m, \rho$ ) = READ-MESSAGE( $\rho$ )
    if  $m$  is application data from website then
       $output\_buff \leftarrow output\_buff \parallel data$ 
       $real\_bytes \leftarrow real\_bytes + LENGTH(m)$ 
       $last\_site\_response\_time \leftarrow CURRENT-TIME$ 
    else if  $m$  is application data from client then
      send  $m$  to the website
       $\rho\_stats \leftarrow \rho\_stats \parallel \perp$ 
       $onLoadEvent \leftarrow 0, padding\_done \leftarrow 0$ 
    else if  $m$  is onLoad message then
       $onLoadEvent \leftarrow 1$ 
    else if  $m$  is padding-done message then
       $padding\_done \leftarrow 1$ 
    else if  $m$  is a time-out then
      if  $output\_buff$  is not empty then
         $\rho\_stats \leftarrow \rho\_stats \parallel CURRENT-TIME$ 
      end if
      ( $output\_buff, j$ )  $\leftarrow$  CS-SEND( $s, output\_buff$ )
       $junk\_bytes \leftarrow junk\_bytes + j$ 
    end if
    if DONE-XMITTING then
      reset all variables
    else  $\triangleright \rho^*$ : Average time between sends to client
      if  $\rho^* = \infty$  then
         $\rho^* \leftarrow INITIAL-RHO$ 
      else if  $CROSSED-THRESHOLD(real\_bytes, junk\_bytes)$  then
         $\rho^* \leftarrow RHO-ESTIMATOR(\rho\_stats, \rho^*)$ 
         $\rho\_stats \leftarrow \emptyset$ 
      end if

      if  $m$  is a time-out then
         $\rho \leftarrow$  random number in  $[0, 2\rho^*]$ 
      end if
    end if
  end while
end function

```

---

data ( $R + J$ ) is a multiple of  $2^{\lceil \log_2 R \rceil}$ . This padding scheme will transmit at most  $2^{\lceil \log_2 R \rceil}$  additional bytes, so it increases the cost by at most a factor of 2, but it reveals only  $\log_2 R$ .

The second scheme, which we call *total padding*, continues transmitting until  $R + J$  is a power of 2. This also increases the cost by at most a factor of 2 and reveals, in the worst case,  $\log_2 R$ , but it will in practice hide more information about  $R$  than payload padding.

Note that the CS-BuFLO server and the CS-BuFLO client do not have to use the same stream padding scheme. Thus, there are four possible padding configurations, which we denote CPSP (client payload, server payload), CPST (client payload, server total), CTSP (client total, server payload) and CTST (client total, server total).

In order to determine when to stop padding, the CS-BuFLO

---

**Algorithm 3** Algorithm for estimating new value of  $\rho^*$  based on past network performance.

---

```

function RHO-ESTIMATOR( $\rho\_stats, \rho^*$ )
   $I \leftarrow [\rho\_stats_{i+1} - \rho\_stats_i \mid \rho\_stats_i \neq \perp \wedge \rho\_stats_{i+1} \neq \perp]$ 
  if  $I$  is empty list then
    return  $\rho^*$ 
  else
    return  $2^{\lceil \log_2 \text{MEDIAN}(I) \rceil}$ 
  end if
end function

```

---



---

**Algorithm 4** Algorithm for sending data and using feedback from TCP. Socket  $s$  should be configured with `O_NONBLOCK`.

---

```

function CS-SEND( $s, output\_buff$ )
   $n \leftarrow LENGTH(output\_buff)$ 
   $j \leftarrow 0$ 
  if  $n < PACKET-SIZE$  then
     $j \leftarrow PACKET-SIZE - n$ 
     $output\_buff \leftarrow output\_buff \parallel j$ 
  end if
   $r \leftarrow write(s, output\_buff, PACKET-SIZE)$ 
  if  $r \geq n$  then  $\triangleright$  Optional: reclaim unsent junk
     $output\_buff \leftarrow$  empty buffer
     $j \leftarrow r - n$ 
  else
    remove last  $j$  bytes from  $output\_buff$ 
    remove first  $r$  bytes from  $output\_buff$ 
     $j \leftarrow 0$ 
  end if
  return ( $output\_buff, j$ )
end function

```

---

server must know when the website has finished transmitting. Congestion-Sensitive BuFLO uses two mechanisms to recognize that the page has finished loading. First, the CS-BuFLO client proxy monitors for the browser's onLoad event. The CS-BuFLO client notifies the CS-BuFLO server when it receives the onLoad event from the browser. Once the CS-BuFLO server receives the onLoad message from the client, it considers the web server to be idle (see Algorithm 5) and will stop transmitting as soon as it adds sufficient stream padding and empties its transmit buffer. As a backup mechanism, the CS-BuFLO server considers the website idle if QUIET-TIME seconds pass without receiving new data from the website. We used a QUIET-TIME of 2 seconds in our prototype implementation.

### F. Early Termination

As described above, the CS-BuFLO server is likely to finish each page load by sending a relatively long tail of pure junk packets. This tail can be a significant source of overhead and, somewhat surprisingly, may not provide much additional security.

Our initial investigations revealed that the long tail served two purposes which could also be served through other, more efficient means. As mentioned above, the long tail helps hide



Padding Schemes	Payload Sent Before Padding	Junk Sent Before Padding	Total Bytes Sent After Padding
<i>payload padding</i>	$R$	$J$	$c2^{\lceil \log_2 R \rceil}$
<i>total padding</i>	$R$	$J$	$2^{\lceil \log_2 (R+J) \rceil}$

TABLE II  
TWO DIFFERENT PADDING SCHEMES FOR CS-BUFLO.

**Algorithm 5** Definition of the DONE-XMITTING function.

```

function DONE-XMITTING
  return LENGTH(output-buff) ← 0
  ∧ CHANNEL-IDLE(onLoadEvent, last-site-response-time) ∧
  (padding-done ∨ CROSSED-THRESHOLD(real-bytes + junk-bytes))
end function

function CHANNEL-IDLE(onLoadEvent,
  last-site-response-time)
  return onLoadEvent ∨ (last-site-response-time +
  QUIET-TIME < CURRENT-TIME)
end function

function CROSSED-THRESHOLD(x)
  return ⌊log2(x - PACKET-SIZE)⌋ < ⌊log2 x⌋
end function

```

the total size of the website. However, the interior padding performed by CS-SEND also obscures the total size of the website. Our evaluation in Section VII investigates the security impact of additional stream padding.

In the specific context of web browsing, the long tail also hides the size of the last object sent from the web server to the client. The attacker can infer some information about the size of this object by measuring the amount of data the CS-BuFLO server sends to the CS-BuFLO client after the CS-BuFLO client stops transmitting to the CS-BuFLO server. However, this information can also be hidden by having the CS-BuFLO client continue to send junk packets to the CS-BuFLO server, i.e. more aggressive stream padding from the CS-BuFLO client may obviate the need for aggressive padding at the CS-BuFLO server.

Based on these ideas, we implemented an *early termination* feature in our CS-BuFLO prototype. The CS-BuFLO client notifies the CS-BuFLO server that it is done padding. After receiving this message, the CS-BuFLO server will stop transmitting as soon as the web server becomes idle and its buffers are empty.

Figure 3 illustrates how the padding scheme used by the client and server can interact, including the impact of early termination. Additional client padding can hide the size of the last HTTP object, and early termination can avoid unnecessary padding. Our evaluation investigates the security/efficiency trade-offs between different padding regimes at the client and server, and how they interact with early termination.

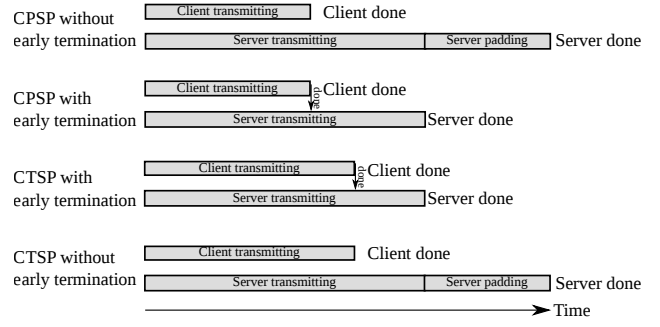


Fig. 3. The interaction between client and server padding schemes and early termination. More padding at the client can help hide the size of the last object sent from the server to the client. Early termination can avoid unnecessary padding at the end of a page load.

### G. Packet Sizes

Sending fixed-length packets hides packet size information from the attacker. Although any fixed length should work, it is important to choose a packet length that maximizes performance. Since we may transmit pure junk packets during the transmission, larger packets tend to cause higher bandwidth overhead, and on the other hand, smaller packets may not make full use of the link between the client and server, thus increase the loading time.

Preliminary investigations revealed that over 95.7% of all upstream packet transmissions are under 600 bytes, therefore, this was used as the standard packet size in our experiments.

## VI. PROTOTYPE IMPLEMENTATION

We modified OpenSSH5.9p1 to implement Algorithm 2. However, the optional junk recovery algorithm described in Algorithm 4 was not implemented.

The SSH client was also modified to accept a new SOCKS proxy command code, *onLoadCmd*. This command was used to communicate to the server when to stop padding (as described in Section V-E). A Firefox plugin, *onLoadNotify*, that, upon detecting the page *onLoad* event, connects to the SSH client's SOCKS port and issues the *onLoadCmd*, was also developed.

In addition, the following OpenSSH message types were used:

- 1) The OpenSSH message type `SSH_MSG_IGNORE`, which means all payload in a packet of this type can be ignored, was used to insert junk data whenever needed.
- 2) The `SSH_MSG_NOTIFY_ONLOAD` message was created to be used by the client to communicate reception of *onLoadCmd* from the browser, to the server. Upon receiving this message from the client, the CS-BuFLO server stops transmitting as soon as it empties its buffer and adds sufficient stream padding.
- 3) The `SSH_MSG_NOTIFY_PADDINGDONE` message was created to implement the early termination feature of CS-BuFLO. Upon receiving this message from the client, the CS-BuFLO server stops transmitting as soon as the web server becomes idle and its buffers are empty.

All the above messages were buffered and transmitted just like other messages in Algorithm 2, i.e. using CS-SEND, therefore an attacker is unable distinguish these messages from other traffic.

## VII. EVALUATION

We investigated several questions during our evaluation:

- How do the different stream padding schemes affect performance and security of CS-BuFLO? What is the effect of adding early termination to the protocol?
- How does CS-BuFLO’s security and overhead compare to Tor’s, and how do they both compare to the theoretical minimums derived in Section IV?
- Can we use the theoretical lower bounds to enable us to compare defenses that have different security/overhead trade-offs?

### A. Experimental Setup

For our main experiments, we collected traffic from the Alexa top 200 functioning, non-redirecting web pages using four different defenses: plain SSH, Tor, CS-BuFLO with the CTSP padding and early termination, and CS-BuFLO with CPSP padding and early termination. We also collected several smaller data sets using other configurations of CS-BuFLO, but these are only used in the padding scheme evaluations (Table III).

We constructed a list of the Alexa top 200 functioning, non-redirecting, unique pages, as follows. We removed web pages that failed to load in Firefox (without Tor or any other proxy). We replaced URLs that redirected the browser to another URL with their redirect target. Some websites display different languages and contents depending on where the page is loaded, e.g. *www.google.com* and *www.google.de*. We kept only one URL for this type of website, i.e. we only had *www.google.com* in our set. Our data set consisted of Alexa’s 200 highest-ranked pages that met these criteria.

We collected 20 traces of each URL, clearing the browser cache between each page load. We collected traces from each web page in a round-robin fashion. As a result, each load of the same URL occurred about 5 hours apart.

Measuring the precise latency of a fingerprinting defense scheme poses a challenge: we can easily measure the time it takes to load a page using the defense, but we cannot infer the exact time it *would have taken* to load the page without the defense. Therefore, every time we loaded a page using a defense, we immediately loaded it again using SSH to get an estimate of the time it would have taken to load the page without the defense in place. We then compute latency ratios the same way we compute bandwidth ratios, i.e. if  $L(t)$  is the total duration of a packet trace, the latency ratio of a defense scheme is

$$\frac{E[L(T_W^D)]}{E[L(T_W)]}$$

We collected network traffic using several different computers with slightly different versions of Ubuntu Linux – ranging from 9.10 to 11.10. We used Firefox 3.6.23-3.6.24 and Tor 0.2.1.30 with polipo HTTP Proxy. All Firefox plugins were

Padding	Early Termination	Bandwidth Ratio	Latency Ratio	VNG++ Accuracy
CTSP	Yes	3.59	3.91	29.0%
CTSP	No	3.73	3.51	29.6%
CPSP	Yes	2.60	2.87	34.2%
CPSP	No	3.42	3.52	36.0%

TABLE III  
SECURITY AND PERFORMANCE OF CONGESTION-SENSITIVE BUFL0 VARIANTS. VNG++ SUCCESS RATE IS THE PROBABILITY THAT THE ATTACK WAS ABLE TO CORRECTLY GUESS WHICH OF 50 WEB PAGES THE USER WAS VISITING.

disabled during data collection, except when collecting CS-BuFLO traffic, where we enabled the *OnloadNotify* plugin. Three of the computers had 2.8GHz Intel Pentium CPUs and 2GB of RAM, one computer had a 2.4GHz Intel Core 2 Duo CPU with 2GB of RAM. We scripted Firefox using Ruby and captured packets using tshark, the command-line version of wireshark. For the SSH experiments, we used OpenSSH5.3p1. Our Tor clients used the default configuration. SSH tunnels passed between two machines on the same local network.

We measured the security of each defense by using the three best traffic analysis attacks in the literature: VNG++ [5], the Panchenko SVM [14], and DLSVM [3]. We ran each of the above classifiers against the traces generated by each defense using stratified 10-fold cross validation.

### B. Results

*Padding Schemes:* Table III shows the bandwidth ratio, latency ratio, and security (estimated using the VNG++ attack) of four different versions of CS-BuFLO on a data set of 50 websites. Note that early termination does not appear to affect security, although it can significantly reduce overhead in some configurations. All other experiments in this paper use early termination. The client padding scheme, on the other hand, appears to control a trade-off between security and overhead. Therefore we report the rest of our results for both CPSP and CTSP padding.

*Security Comparison:* Figure 4 shows the level of security various defense schemes provide against three different attacks, as the number of web pages the attacker needs to distinguish increases. Note that the CS-BuFLO schemes have significantly better security than Tor and SSH. For each defense scheme, we compute its average bandwidth ratio,  $BO$ , and plot the lower bound on security that can be achieved within that ratio, using the algorithm from Section IV.

*Bandwidth Cost:* Figure 5 plots the bandwidth ratios of SSH, Tor, and CS-BuFLO with CTSP and CPSP padding. SSH has almost no overhead, and Tor’s overhead is about 25% on average. CS-BuFLO with CPSP has an average overhead of 129%, CTSP has average overhead 180%. Thus CS-BuFLO’s improved security does come at a price.

*Theoretical Bounds:* Figure 6 evaluates CS-BuFLO, Tor, SSH, and BuFLO against the theoretical lower bounds developed in Section IV.

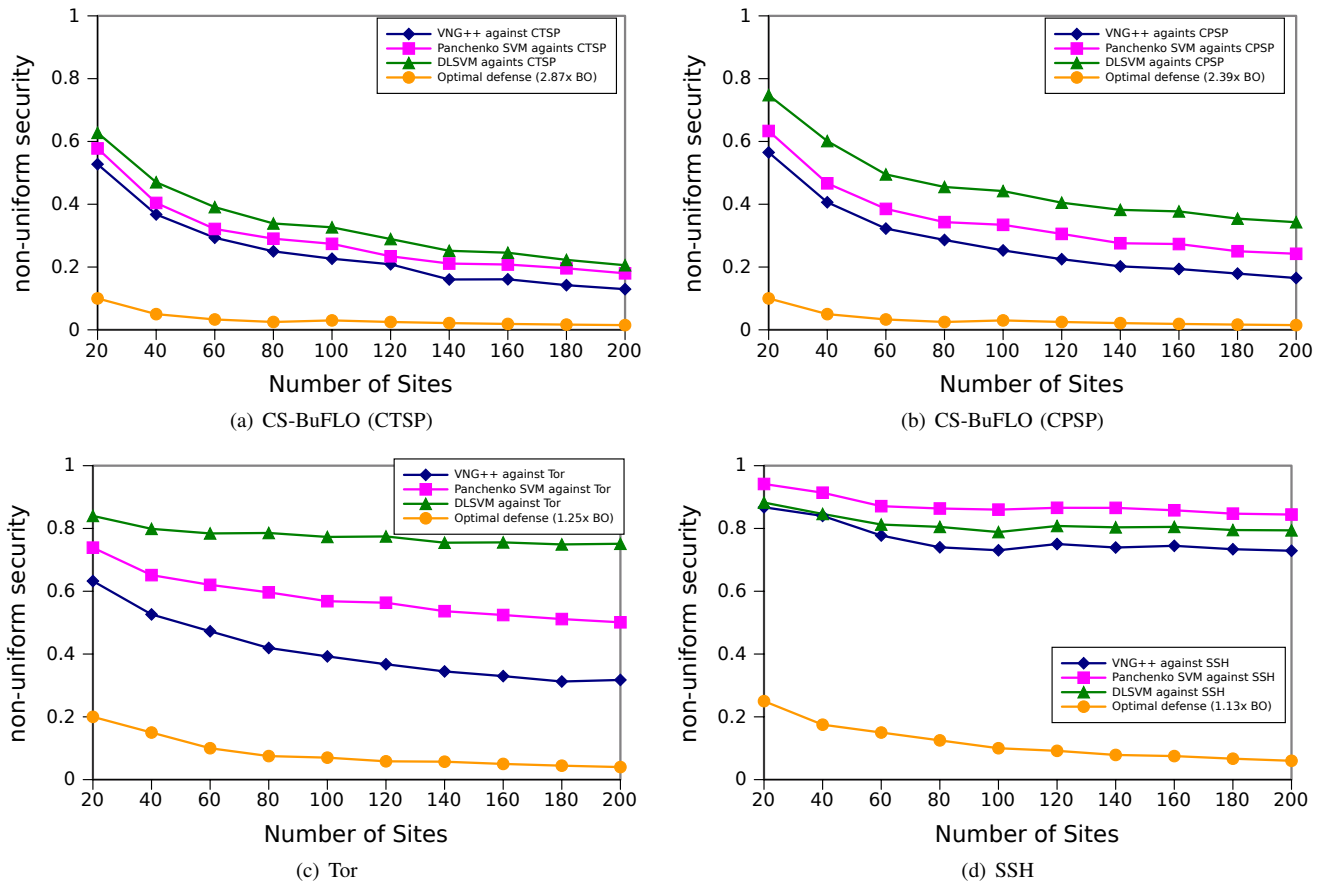


Fig. 4. Security of CS-BuFLO, Tor, and SSH compared to the lower bounds from Section IV, as a function of the number of possible web pages.

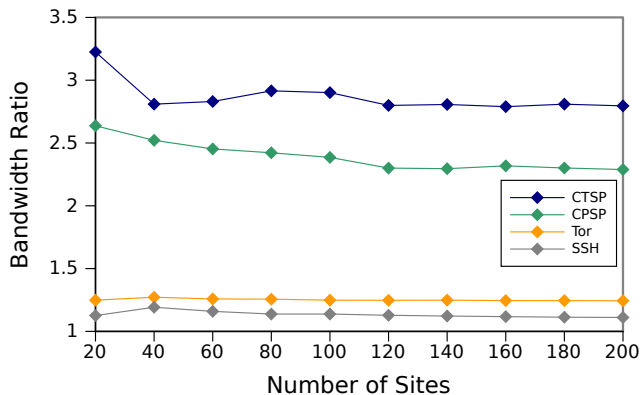


Fig. 5. Bandwidth ratios of various defense schemes as a function of the number of possible web pages.

Figure 6(a) shows the results of our empirical evaluation of CS-BuFLO, Tor, and SSH on  $n = 120$  sites and using the DLSVM attack to estimate security. We limit to 120 sites to make it easier to compare with the BuFLO results reported by Dyer, et al., and which use 128 sites. There is a significant gap between the bandwidth of CS-BuFLO and the lower bound. However, as can be seen in Figure 6(c), CS-BuFLO in CTSP mode is over  $6\times$  closer to the trade-off lower bound than Tor for 200 sites, and is the most efficient scheme across all sizes we measured.

Figure 6(b) presents the results of our empirical evaluation of CS-BuFLO, Tor, and SSH on  $n = 120$  websites, using the Panchenko attack to estimate security. We also present Dyer’s reported results from their experiments with BuFLO on 128 sites, also using the Panchenko attack. Note that, since Dyer used 128 sites to evaluate BuFLO, this slightly over-estimates BuFLO’s security compared to the other schemes plotted in the figure. Also, recall that Dyer’s experiments with BuFLO were all based on simulation.

Despite the differences in experimental methodology, we can see that CS-BuFLO offers performance in the same general range as the BuFLO configurations from Dyer’s paper, but has slightly worse security in our experiments.

Figure 6(d) shows that, based on our experiments and the simulation results of Dyer, et al., all but one BuFLO configuration get closer to the trade-off lower bound curve than CS-BuFLO, Tor, and SSH (SSH is omitted from the graph because its ratio to the lower bound was never less than 400). This figure also highlights a difference between the DLSVM and Panchenko attacks. In the DLSVM results shown in Figure 6(c), Tor and SSH diverge from CS-BuFLO. In the Panchenko results in Figure 6(d), Tor and CS-BuFLO appear to be equally close to the lower bound.

## VIII. DISCUSSION

Since early termination does not seem to affect security, the padding results suggest that the padding performed while

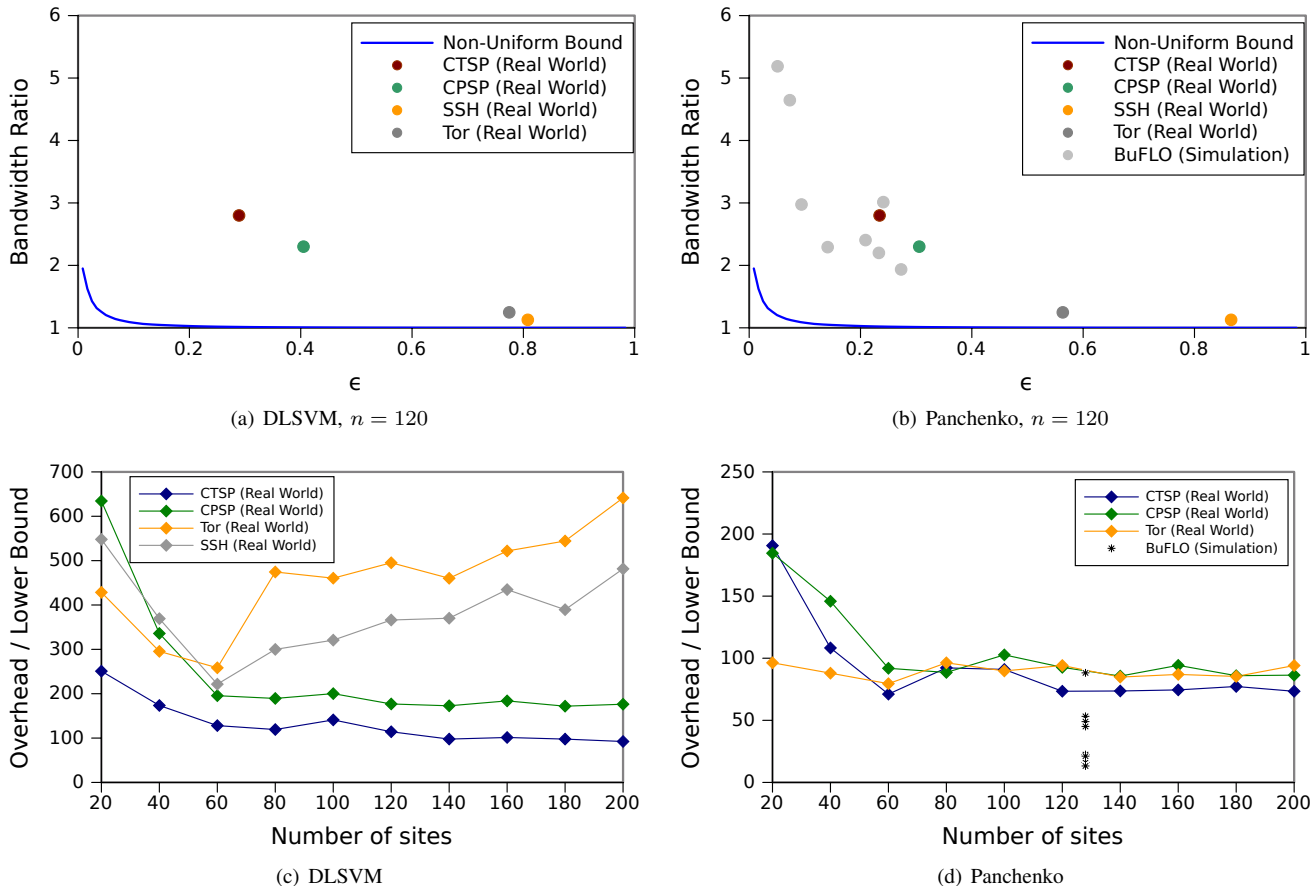


Fig. 6. Non-uniform lower bounds on bandwidth ratio, as a function of the security parameter,  $\epsilon$ , and specific trade-off points of the systems evaluated. The BuFLO results are taken from Dyer, et al. [5], and therefore use  $n = 128$ . SSH is omitted from Figure 6(d) because its ratio to the lower bound was always greater than 400.

transmitting a website sufficiently hides the size of the website, so that additional stream padding at the end of the transmission has little security benefit. Additional client padding does improve security, though – probably by obscuring the size of the final object requested by the client.

The lower bounds derived in Section IV proved useful for comparing schemes. For example, without the lower bounds, it is difficult to determine whether Tor, SSH, or CS-BuFLO has the greatest efficiency in Figure 6(a), but it becomes obvious in Figure 6(c).

Overall, CS-BuFLO has better security than any other defense in our experiments, albeit at greater expense. It has the best security/overhead trade-off, as well.

CS-BuFLO’s security/overhead trade-off is in the same range as the estimates Dyer obtained for BuFLO in their simulations. For example, Dyer, et al., reported that, in one configuration of BuFLO, bandwidth overhead was 200% and the Panchenko SVM had an 24.1% success rate on 128 websites. We found that CS-BuFLO with CTSP padding had an overhead of 180% on 120 websites, and that the Panchenko SVM had a success rate of 23.4%.

CS-BuFLO’s congestion-sensitivity likely had little impact in these experiments, which were carried out on a fast local network, so that congestion was rare. However, CS-BuFLO’s congestion-sensitivity means that, in a real deployment, it

would have even better bandwidth overhead.

CS-BuFLO’s latency overhead is approximately 3 in all our experiments. This is better than Tor’s latency, although Tor has the additional overhead of onion routing, so no fair comparison is possible. We cannot compare with the latency estimates reported by Dyer, et al., because they gave only absolute latency values.

## IX. CONCLUSION

Congestion-Sensitive BuFLO offers a high-security, moderate-overhead solution to website fingerprinting attacks. Compared to SSH and Tor, it achieves a better security/bandwidth trade-off, i.e. it uses its bandwidth efficiently to provide extra security. Our experiments also show that it has acceptable latencies. The padding schemes developed in this paper, along with browser-coordination and early-termination algorithm, can improve security with less overhead than previous stream padding schemes. Interestingly, we also found that padding from one end of a connection can sometimes be an efficient way to hide information about the data sent from the other side of the connection.

Our theoretical results provide new tools for comparing defense systems. More importantly, they suggest that a small amount of well-placed cover traffic can make many websites

look similar. Therefore, the reason website fingerprinting defenses are so expensive is not because websites are so different. Rather, it is because the defense, operating blindly, does not know where to put the cover traffic, and so it must put it everywhere. An interesting direction for future research is to attempt to approximate the knowledge of an offline defense by having a real defense remember information about websites seen in the past.

## REFERENCES

- [1] Amazon web services - alexa top sites. <https://aws.amazon.com/alexatopsites/>, October 2013.
- [2] George Bissias, Marc Liberatore, David Jensen, and Brian Levine. Privacy vulnerabilities in encrypted http streams. In *PETS*, 2006.
- [3] Xiang Cai, Xincheng Zhang, Brijesh Joshi, and Rob Johnson. Touching from a distance: website fingerprinting attacks and defenses. In *ACM CCS*, 2012.
- [4] George Danezis. Traffic analysis of the HTTP protocol over TLS. <http://research.microsoft.com/en-us/um/people/gdane/papers/TLSanon.pdf>.
- [5] Kevin P. Dyer, Scott E. Coull, Thomas Ristenpart, and Thomas Shrimpton. Peek-a-boo, i still see you: Why efficient traffic analysis countermeasures fail. In *IEEE Security and Privacy*, 2012.
- [6] X. Fu, B. Graham, R. Bettati, and W. Zhao. On countermeasures to traffic analysis attacks. In *Information Assurance Workshop*, 2003.
- [7] Michael R Garey and David S Johnson. *Computers and intractability*, volume 174. freeman New York, 1979.
- [8] Xun Gong, Negar Kiyavash, and Nikita Borisov. Fingerprinting websites using remote traffic analysis. In *ACM CCS*, 2010.
- [9] Dominik Herrmann, Rolf Wendolsky, and Hannes Federrath. Website fingerprinting: attacking popular privacy enhancing technologies with the multinomial naive-bayes classifier. In *ACM Workshop on Cloud Computing Security*, 2009.
- [10] Andrew Hintz. Fingerprinting websites using traffic analysis. In *PETS*, 2002.
- [11] Marc Liberatore and Brian Neil Levine. Inferring the source of encrypted http connections. In *ACM CCS*, 2006.
- [12] Liming Lu, Ee-Chien Chang, and Mun Chan. Website fingerprinting and identification using ordered feature sequences. In *ESORICS*, 2010.
- [13] Xiapu Luo, Peng Zhou, Edmond W. W. Chan, Wenke Lee, Rocky K. C. Chang, and Roberto Perdisci. HTTPoS: Sealing information leaks with browser-side obfuscation of encrypted flows. In *NDSS*, 2011.
- [14] Andriy Panchenko, Lukas Niessen, Andreas Zinnen, and Thomas Engel. Website fingerprinting in onion routing based anonymization networks. In *WPES*, 2011.
- [15] Mike Perry. Experimental defense for website traffic fingerprinting. <https://blog.torproject.org/blog/experimental-defense-website-traffic-fingerprinting>, September 2011.
- [16] Mike Perry. A critique of website traffic fingerprinting attacks. <https://blog.torproject.org/blog/critique-website-traffic-fingerprinting-attacks>, November 2013.
- [17] Mike Perry, Erinn Clark, and Steven Murdoch. The design and implementation of the tor browser [draft]. <https://www.torproject.org/projects/torbrowser/design/>, March 2013.
- [18] Qixiang Sun, Daniel R. Simon, Yi-Min Wang, Wilf Russell, Venkata N. Padmanabhan, and Lili Qiu. Statistical identification of encrypted web browsing traffic. In *IEEE Security and Privacy*, 2002.
- [19] Tor project: Anonymity online. <https://www.torproject.org/>, August 2011.
- [20] Tao Wang and Ian Goldberg. Improved website fingerprinting on tor. In *Workshop on Privacy in the Electronic Society*, 2013.
- [21] Charles V. Wright, Scott E. Coull, and Fabian Monrose. Traffic morphing: An efficient defense against statistical traffic analysis. In *NDSS*, 2009.
- [22] Shui Yu, Wanlei Zhou, Weijia Jia, and Jiankun Hu. Attacking anonymous web browsing at local area networks through browsing dynamics. *The Computer Journal*, 2011.
- [23] Fan Zhang, Wenbo He, Xue Liu, and Patrick G. Bridges. Inferring users' online activities through traffic analysis. In *ACM Conference on Wireless Network Security*, 2011.