

# BBF RFC 108: Synthetic Biology Open Language (SBOL) Version 2.0.0

## **Editors:**

Bryan Bartley	<i>University of Washington, USA</i>
Jacob Beal	<i>Raytheon BBN Technologies, USA</i>
Kevin Clancy	<i>ThermoFisher Scientific, USA</i>
Goksel Misirli	<i>Newcastle University, UK</i>
Nicholas Roehner	<i>Boston University, USA</i>

## **Chair:**

Herbert Sauro	<i>University of Washington, USA</i>
---------------	--------------------------------------

[editors@sbolstandard.org](mailto:editors@sbolstandard.org)

## **Additional authors, by institution:**

Ernst Oberortner	<i>DOE Joint Genome Institute, USA</i>
Curtis Madsen, Matthew Pocock, Anil Wipat	<i>Newcastle University, UK</i>
Tramy Nguyen, Zhen Zhang, Chris Myers	<i>University of Utah, USA</i>
John H. Gennari	<i>University of Washington, USA</i>
Michael Bissell	<i>Amyris, Inc., USA</i>

Version 2.0.0

July 31, 2015



# Contents

<b>1 Purpose</b>	<b>3</b>
<b>2 Relation to other BBF RFCs</b>	<b>6</b>
<b>3 Copyright and License Statement</b>	<b>7</b>
<b>4 A Brief History of SBOL</b>	<b>8</b>
<b>5 SBOL Specification Vocabulary</b>	<b>10</b>
5.1 Term Conventions	10
5.2 SBOL Class Names	10
<b>6 Overview of SBOL</b>	<b>12</b>
<b>7 SBOL Data Model</b>	<b>15</b>
7.1 Understanding the UML Diagrams	15
7.2 Naming and Font Conventions	15
7.3 Data Types	16
7.4 Identified	16
7.5 TopLevel	19
7.6 Sequence	19
7.7 ComponentDefinition	21
7.7.1 ComponentInstance	24
7.7.2 Component	26
7.7.3 MapsTo	26
7.7.4 SequenceAnnotation	29
7.7.5 Location	30
7.7.6 SequenceConstraint	32
7.8 Model	34
7.9 ModuleDefinition	35
7.9.1 Module	37
7.9.2 FunctionalComponent	38
7.9.3 Interaction	39
7.9.4 Participation	41
7.10 Collection	42
7.11 Annotation and Extension of SBOL	43
7.11.1 Annotating SBOL objects	43
7.11.2 GenericTopLevel	45
<b>8 Mapping Between SBOL 1.1 and SBOL 2.0</b>	<b>47</b>
<b>9 Data Model Examples</b>	<b>48</b>
<b>10 SBOL RDF Serialization</b>	<b>54</b>
<b>11 Recommended Best Practices</b>	<b>56</b>
11.1 Use of the Version Property	56
11.2 Compliant SBOL Objects	56
11.3 Annotations: Embedded Objects vs. External References	57
11.4 Completeness and Validation	57
11.5 Recommended Ontologies for External Terms	57
<b>References</b>	<b>59</b>
<b>A Validation Rules</b>	<b>60</b>
<b>B Examples of Serialization</b>	<b>72</b>
B.1 Simple Examples	72
B.1.1 Serializing Sequence Objects	72
B.1.2 Serializing ComponentDefinition Objects	72
B.1.3 Serializing SequenceConstraint Objects	72
B.1.4 Serializing Cut Location Objects	73
B.1.5 Serializing Model Objects	74
B.1.6 Serializing ModuleDefinition Objects	74
B.1.7 Serializing Application Specific Data Within SBOL Objects	75
B.1.8 Serializing Application-Specific Data Outside SBOL Objects	75
B.1.9 Serializing Collection Objects	76
B.2 Complex Examples	76
B.2.1 PoPS Receiver	76
B.2.2 Toggle Switch	80

# 1 Purpose

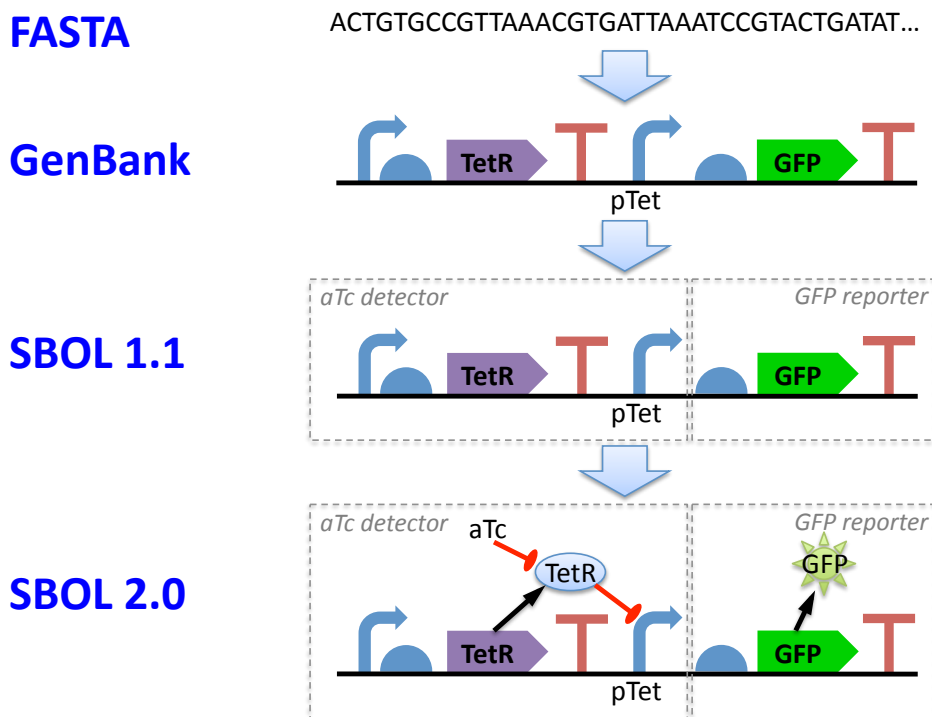
Synthetic biology builds upon the techniques and successes of genetics, molecular biology, and metabolic engineering by applying engineering principles to the design of biological systems. These principles include standardization, modularity, and design abstraction. The field still faces substantial challenges, including long development times, high rates of failure, and poor reproducibility. A common factor of these challenges is the exchange of information about designed systems between laboratories. When designing a synthetic system, synthetic biologists need to exchange information about multiple types of molecules and their expected behavior in the design. Furthermore, there are often multiple degrees of separation between a specified nucleic acid sequence (e.g., a sequence that encodes an enzyme or transcription factor) and the molecular interactions that a designer intends to result from said sequence (e.g., chemical modification of metabolites or regulation of gene expression), yet these different perspectives need to be connected together in the engineering of biological systems.

The *Synthetic Biology Open Language* (SBOL) has been developed as a standard to support the specification and exchange of biological design information in synthetic biology, filling a need not satisfied by other pre-existing standards. Previous nucleic acid sequence description formats lack key capabilities. For example, simple sequence encoding formats such as FASTA encode almost nothing about design rationale. More sophisticated formats such as GenBank and Swiss-Prot support a flat annotation of sequence features that is well suited to the description of natural systems, but is unable to represent the multi-layered design structure common to engineered systems. [Figure 1](#) shows the relationship of selected prior sequence description formats to SBOL 1.1 and SBOL 2.0. Modelling languages, such as the Systems Biology Markup Language (SBML) [Finney et al. \(2006\)](#) can be used represent biological processes, but are not sufficient to represent the associated nucleotide or amino acid sequences. Synthetic biology needs a structured standard that defines how to represent relevant molecules and their functional roles within a designed system, standardized rules on how such information is encoded in a file format, and software libraries to enable the exchange of such data between participating laboratories and as part of the publication process.

To help address these challenges, SBOL introduces a standardized format for the electronic exchange of information on the structural and functional aspects of biological designs. The standard has been designed to support the explicit and unambiguous description of biological designs by means of a well defined data model. The standard further describes the rules and best practices on how to use this data model and populate it with relevant design details. SBOL uses existing Semantic Web practices and resources, such as *Uniform Resource Identifiers (URIs)* and ontologies, to unambiguously identify and define genetic design elements. The definition of the data model and associated format, the rules on the addition of data within the format and the representation of this in electronic data files are intended to make the SBOL standard a useful means of promoting global data exchange between laboratories and between software programs.

This document details version 2.0 of SBOL. The previous version 1.1 of the SBOL standard focused on representing the structural aspects of genetic designs. Users of the standard were able to exchange information on DNA designs, but they could not represent molecules other than DNA or the functional aspects of designs beyond DNA sequence features. The SBOL 2.0 data model defined in this specification extends the version 1.1 data model to provide for the most pressing data exchange needs identified by the SBOL community. In particular, the extended data model can:

- Represent non-DNA structural components of a biological design, including RNA, proteins, small molecules and other physical components.
- Describe the behavioral aspects of a biological design, such as the intended or expected molecular interactions, and link to mathematical models written in other standards
- Associate structure and function so that a single design can be understood in terms of its structure, behavior, or both.
- Support rich annotation of biological designs, so that classes of design data that are not explicitly covered by this specification can be safely exchanged



**Figure 1:** SBOL 2.0 extends prior sequence description formats to represent both the structure and function of a genetic design in a modular, hierarchical manner.

Taken together, these extensions enable SBOL to support the description and exchange of hierarchical, modular representations of both the intended structure and function of designed biological systems.

While the ultimate goal of SBOL is to describe synthetic biological designs such that they can be reproduced in the lab with a high degree of fidelity, SBOL 2.0 does not yet provide a complete catalog of the different classes of data that are necessary to achieve this goal. For example, SBOL 2.0 does not yet include data on environmental and host context, or details on how the performance of a design is measured. To enable progress towards capturing these types of data, SBOL 2.0 provides an annotation mechanism that allows SBOL to be easily extended (see [Section 7.11](#)). Three scenarios are envisaged for extending SBOL:

- Critical data related to the reproducibility of designs. These include what growth media was used, what temperature the organisms were grown at, or where the recombinant DNA was integrated into the host genome or a plasmid.
- Tool specific data. These could include tool settings specific to the design that is being loaded, such as which windows are to be opened or which settings are to be initialized. Tool makers could also include encrypted proprietary information related to a company or client in an extension.
- Data that are non-essential for reproducibility but are nevertheless useful to many users. There are many cases where specific communities of users require data that cannot be explicitly represented using the SBOL data model. These include data on visualization, evolutionary stability, or other .

The extension mechanism is therefore a critical part of SBOL 2.0 and will allow others in the community to incorporate their own custom data into SBOL files and contribute to community efforts to expand the scope of SBOL.

The SBOL 2.0 specification also adds a number of measures to simplify adoption and validation of compatibility with the standard. First, unlike the SBOL 1.1 specification, the SBOL 2.0 specification explicitly incorporates the primary

serialization format for its data model to better show how the standard can be used. Second, the specification includes a set of validation rules for determining the compatibility of a document with SBOL 2.0, most of which are machine-verifiable. Finally, the specification includes a set of recommended best practices that can allow software tools to take best advantage of the standard and effectively exchange data.

In addition, care has been taken to ensure that SBOL 2.0 is backwards-compatible with previous versions. While the changes made in SBOL 2.0 do mean that a SBOL 1.x file is not a valid SBOL 2.0 file, there does exist a direct mapping from the SBOL 1.x data model to the SBOL 2.0 data model, making it possible to automatically convert any SBOL 1.x file to an SBOL 2.0 file. Since SBOL 2.0 can encode all data previously encoded in SBOL 1.1, developers are encouraged to upgrade their SBOL 1.1 compliant software tools to use SBOL 2.0 software libraries.

Lastly, the SBOL standard has been developed in collaboration between both “wet” bench scientists and “dry” scientific modelers and software developers that are active within the synthetic biology community. As before with SBOL version 1.1, this open community has met to discuss and agree upon the data exchange needs that version 2.0 of the SBOL standard is intended to address. These discussions have informed the efforts of developers within the community to produce a SBOL 2.0 specification after several rounds of proposal and revision. This specification has been evaluated by the community for its ability to represent a wide range of synthetic biology designs and share these designs between different laboratories. This specification has also informed the development of software libraries that implement the standard, and software tools that employ the standard by means of these libraries, thereby providing further testing of SBOL 2.0. The publication of this specification is intended to make these capabilities more widely accessible to potential developers and users in the synthetic biology community and beyond.

---

## 2 Relation to other BBF RFCs

---

BBF RFC 108 replaces BBF RFC 87 (the SBOL 1.1 standard).

BBF RFC 108 updates BBF RFC 30 (RDF-based framework for synthetic biology data), as it proposes a standard conforming to BBF RFC 30.

BBF RFC 108 also implicitly supersedes the previously replaced BBF RFC 84 (SBOL 1.0, replaced by BBF RFC 87) and BBF RFC 31 (PoBoL, replaced by BBF RFC 84).

---

## 3 Copyright and License Statement

---

Copyright (C) The BioBricks Foundation and all authors listed on this BBF RFC. This work is made available under the Creative Commons Attribution 4.0 International Public License. To view a copy of this license visit <https://creativecommons.org/licenses/by/4.0/>.

In addition to the listed authors, the following people are specifically recognized as additional contributors sharing in the copyright (alphabetically by institution): Douglas Densmore (Boston University, USA), Jacqueline Quinn (Google, USA), and Guy-Bart Stan (Imperial College London, UK).

## 4 A Brief History of SBOL

The SBOL effort was kickstarted in 2006 with the goal of developing a data exchange standard for genetic designs. Herbert Sauro (University of Washington) secured a modest grant from Microsoft in the field of computational synthetic biology, which was used to fund the initial meeting in Seattle on April 26-27, 2008. This workshop was organized by Herbert Sauro, Sean Sleight, and Deepak Chandran, and included talks by Raik Gruenberg, Kim de Mora, John Cumbers, Christopher Anderson, Mac Cowell, Jason Morrison, Jean Peccoud, Ralph Santos, Andrew Milar, Vincent Rouilly, Mike Hucka, Michael Blinov, Lucian Smith, Sarah Richardson, Guillermo Rodrigo, Jonathan Goler, and Michal Galdzicki.

Michal's early efforts were instrumental in making SBOL successful. As part of his doctoral work, Mike led the development of PoBol, as SBOL was originally known. He organized annual workshops from 2008 to 2011 and kept the idea of developing a genetic design standard alive. The original SBOL 1.0 was developed by a small group of dedicated researchers calling themselves the Synthetic Biology Data Exchange Working Group, meeting at Stanford in 2009 and Anaheim, CA in 2010. During the Anaheim meeting, the community decided to write a letter to Nature Biotechnology highlighting the issue of reproducibility in synthetic biology. This letter was initiated by Jean Peccoud and submitted by participants of the Anaheim meeting, including Deepak Chandran, Douglas Densmore, Dmytriv, Michal Galdzicki, Timothy Ham, Cesar Rodriguez, Jean Peccoud, Herbert Sauro, and Guy-Bart Stan. The overall pace of development quickened when several new members joined at the next workshop in Blacksburg, Virginia on January 7-10, 2011. This early work was also supported by an STTR grant from the National Institute of Health (NIH #1R41LM010745 and #9R42HG006737, from 2010-13) in collaboration with Clark & Parsia, LLC (Co-PIs: John Gennari and Evren Sirin). New members included Cesar Rodriguez, Mandy Wilson, Guy-Bart Stan, Chris Myers, and Nicholas Roehner.

The SBOL Developers Group was officially established at a meeting in San Diego in June 2011. Rules of governance were established, and the first SBOL editors were elected: Mike Galdzicki, Cesar Rodriguez, and Mandy Wilson. At our next meeting in Seattle in January 2012, Herbert Sauro was elected the SBOL chair, and two new editors were added: Matthew Pocock and Ernst Oberortner. New developers joining at these workshops included several representatives from industry, Kevin Clancy, Jacob Beal, Aaron Adler, and Fusun Yaman Sirin. New members hailing from Newcastle University included Anil Wipat, Matthew Pocock, and Goksel Misirli.

Development of the first software library (libSBOLj) based on the SBOL standard was initiated by Allan Kuchinsky, a research scientist from Agilent, at the 2011 meeting. By the time of the 2012 meeting, the first data exchange between software tools using SBOL was conducted when a design was passed from Newcastle University's VirtualParts Repository to Boston University's Eugene tool, and finally to University of Utah's iBioSim tool.

SBOL 1.0 was officially released in October 2011. In March 2012, SBOL 1.1 was released, the version that this document replaces. SBOL 1.1 did not make any major changes, but provided a number of small adjustments and clarifications, particularly around the annotation of sequences. Multi-institutional data exchange using SBOL 1.1 was later demonstrated in Nature Biotechnology [Galdzicki et al. \(2014\)](#).

While SBOL 1.1 had a number of significant advantages over the GenBank representation of DNA sequences, such as representing hierarchical organization of DNA components, it was still limited in other respects. The major topic of discussion at the 8th SBOL Workshop at Boston University in November 2012 was how to address these shortcomings through extensions. Several extensions were discussed at this meeting, such as a means to describe genetic regulation, which later became important classes in the current 2.0 specification.

A general framework for SBOL 2.0 emerged at the 9th SBOL workshop at Newcastle University in April 2013. Subsequently, Nicholas Roehner, Matthew Pocock, and Ernst Oberortner drafted a proposal for SBOL 2.0, and Nicholas presented this proposal at the SEED conference in Los Angeles in July 2014 [Roehner et al. \(2015\)](#). The proposed 2.0 data model was discussed over the course of the 10th, 11th, and 12th workshops. The actual specification document you are now reading was drafted at the 13th workshop in Wittenberg, Germany by the authors. The SBOL 2.0 data model presented here is essentially the result of these meetings and ongoing discussions conducted through the SBOL Developers mailing lists.



The Computational Modeling in Biology Network ([COMBINE](#)) holds regular workshops where synthetic biologists and systems biologists can work toward a common goal of integrating biological knowledge through inter-operable and non-overlapping data standards. In April of 2014, several SBOL Developers attended a COMBINE workshop and then proposed that SBOL join this larger standards community. The proposal passed and SBOL workshops have been co-located with COMBINE meetings since the 11th workshop at the University of Southern California in August 2014.

Current development of this SBOL 2.0 specification is funded in large part by a grant from the National Science Foundation (DBI-1355909 and DBI-1356041). This document and the supporting software libraries are due in no small part to this support. Any opinions, findings, and conclusions or recommendations expressed in this material are those of the author(s) and do not necessarily reflect the views of the National Science Foundation.

## 5 SBOL Specification Vocabulary

### 5.1 Term Conventions

This document indicates requirement levels using the controlled vocabulary specified in IETF RFC 2119 and reiterated in BBF RFC 0. In particular, the key words "MUST", "MUST NOT", "REQUIRED", "SHALL", "SHALL NOT", "SHOULD", "SHOULD NOT", "RECOMMENDED", "MAY", and "OPTIONAL" in this document are to be interpreted as described in RFC 2119.

- The words "MUST", "REQUIRED", or "SHALL" mean that the item is an absolute requirement.
- The phrases "MUST NOT" or "SHALL NOT" mean that the item is an absolute prohibition.
- The word "SHOULD" or the adjective "RECOMMENDED" mean that there might exist valid reasons in particular circumstances to ignore a particular item, but the full implications need to be understood and carefully weighed before choosing a different course.
- The phrases "SHOULD NOT" or "NOT RECOMMENDED" mean that there might exist valid reasons in particular circumstances when the particular behavior is acceptable or even useful, but the full implications needs to be understood and the case carefully weighed before implementing any behavior described with this label.
- The word "MAY" or the adjective "OPTIONAL" mean that an item is truly optional.

### 5.2 SBOL Class Names

SBOL defines the following “top-level” and dependent classes:

**Collection:** Represents a user-defined container for organizing a group of SBOL objects.

**ComponentDefinition:** Describes the structure of designed entities, such as DNA, RNA, and proteins, as well as other entities they interact with, such as small molecules or environmental properties.

- **Component:** Pointer class. Incorporates a child **ComponentDefinition** *by reference* into exactly one parent **ComponentDefinition**. Represents a specific occurrence or instance of an entity within the design of a more complex entity. Because the same definition might appear in multiple designs or multiple times in a single design, a single **ComponentDefinition** can have zero or more parent **ComponentDefinitions**, and each such parent-child link requires its own, distinct **Component**.
- **Location:** Specifies the base coordinates and orientation of a genetic feature on a DNA or RNA molecule or a residue or site on another sequential macromolecule such as a protein.
- **SequenceAnnotation:** Describes the **Location** of a notable sub-sequence found within the **Sequence** of a **ComponentDefinition**. Can also link to and effectively position a child **Component**.
- **SequenceConstraint:** Describes the relative spatial position and orientation of two **Component** objects that are contained within the same **ComponentDefinition**.

**GenericTopLevel:** Represents a data container that can contain custom data added by user applications.

**Model:** Links to quantitative or qualitative computational models that might be used to predict the functional behavior of a biological design.

**ModuleDefinition:** Describes a “system” design as a collection of biological components and their functional relationships.

- **FunctionalComponent:** Pointer class. Incorporates a child **ComponentDefinition** *by reference* into exactly one parent **ModuleDefinition**. Represents a specific occurrence or instance of an entity within

the design of a system. Because the same definition might appear in multiple designs or multiple times in a single design, a single [ComponentDefinition](#) can have zero or more parent [ModuleDefinitions](#), and each such parent-child link requires its own, distinct [FunctionalComponent](#).

- **Interaction**: Describes a functional relationship between biological entities, such as regulatory activation or repression, or a biological process such as transcription or translation.
- **MapsTo**: When a design ([ComponentDefinition](#) or [ModuleDefinition](#)) includes another design as a sub-design, the parent design might need to refer to a [ComponentInstance](#) (either a [Component](#) or [FunctionalComponent](#)) in the sub-design. In this case, a [MapsTo](#) needs to be added to the instance for the sub-design, and this [MapsTo](#) needs to link between the [ComponentInstance](#) in the sub-design and a [ComponentInstance](#) in the parent design.
- **Module**: Pointer class. Incorporates a child [ModuleDefinition](#) *by reference* into exactly one parent [ModuleDefinition](#). Represents a specific occurrence or instance of a subsystem within the design of a larger system. Because the same definition in multiple designs or multiple times in a single design, a single [ModuleDefinition](#) can have zero or more parent [ModuleDefinitions](#), and each such parent-child link requires its own, distinct [Module](#).
- **Participation**: Describes the role that a [FunctionalComponent](#) plays in an [Interaction](#). For example, a transcription factor might participate in an [Interaction](#) as a repressor or as an activator.

**Sequence**: Generally represents a contiguous series of monomers in a macromolecular polymer such as DNA, RNA, or protein. A [Sequence](#) can also encode the atoms and bonds of a molecule with non-linear structure (see [Section 7.6](#)).

## 6 Overview of SBOL

Synthetic biology designs can be described using:

- Structural terms, e.g., a set of annotated sequences or information about the chemical makeup of components.
- Functional terms, e.g., the way that components might interact with each other and the overall behavior of a design.

In broad strokes, the prior SBOL 1.1 standard focused on conveying physical, structural information, whereas SBOL 2.0 expands the scope to include functional aspects as well. The physical information about a designed genetic construct includes the order of its constituents and their descriptions. Specifying the exact locations of these constituents and their sequences allow genetic constructs to be defined unambiguously and reused in other designs. SBOL 2.0 extends SBOL 1.1 in several ways: it extends physical descriptions to include entities beyond DNA sequences, and it supports functional descriptions of designs.

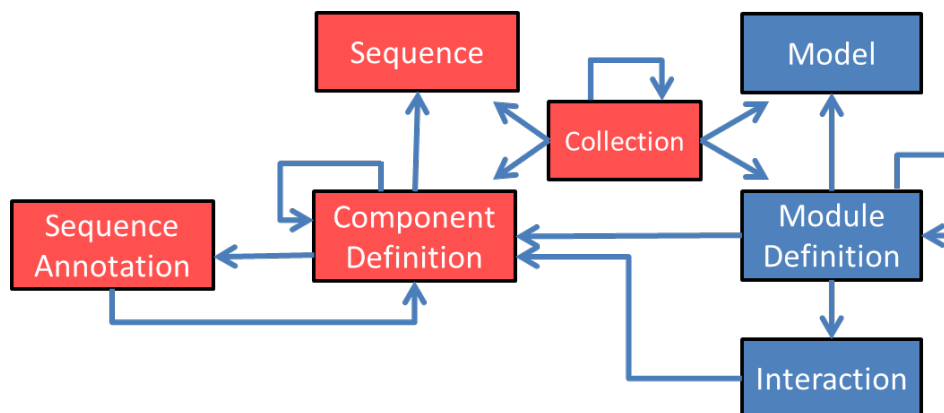
As an example, consider the design of an expression cassette, such as the one found in the plasmid pUC18 [Norlander et al. \(1983\)](#). This device is designed to detect successful versus unsuccessful molecular cloning. As an overall system, the device is designed to grow either blue-colored (unsuccessful) or white-colored (successful) colonies in the presence of IPTG and the chemical X-gal. Internally, the device has a number of parts, including a promoter, the lac repressor binding site, and the lacZ coding sequence. These parts have specific component-level interactions with IPTG and X-gal, as well as native host gene products, transcriptional machinery and translational machinery that collectively cause the desired system-level behavior.

Knowledge of how such a device functions within the context of a host and how it might be adapted to new experimental applications has generally been passed on through working with fellow scientists or reading articles in papers and books. But there has been no systematic way to communicate the integration of sequences with functional designs, so users typically have had to look in many different places to develop an understanding of a system. The SBOL 2.0 standard allows designers to describe these functional characteristics and connect them to the physical parts and sequences that make up the design.

SBOL 2.0 includes two main classes that match the structural/functional distinction above:

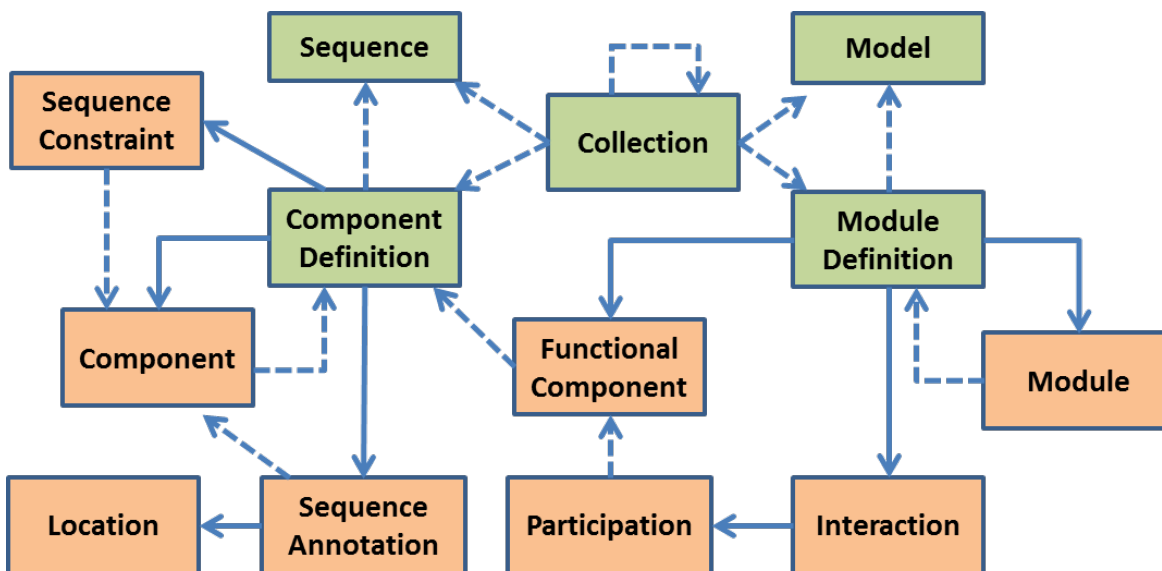
- The [ComponentDefinition](#) object describes the physical aspects of the designed system, such as its DNA or RNA sequences, and the physical relationships among sub-components, as when one sequence contains another as a sub-sequence.
- The [ModuleDefinition](#) object describes interactions of the designed system, such as specific binding relationships and repression and activation relationships.

[Figure 2](#) shows a simplified view of these classes, as well as other helper classes in SBOL. To continue with the pUC18 example, the description would begin with a top-level [ModuleDefinition](#). The [ModuleDefinition](#) specifies the structural elements that make up the cassette by referencing a number of [ComponentDefinition](#) objects. These would include the DNA component for the promoter and the small molecule component for IPTG, for example. The [ComponentDefinition](#) objects can be organized hierarchically. For example, the plasmid [ComponentDefinition](#) might reference [ComponentDefinitions](#) for the promoter, coding sequence, etc. Each [ComponentDefinition](#) object can also include the actual [Sequence](#) information (if available), as well as [SequenceAnnotation](#) objects that identify the locations of the promoters, coding sequences, etc., on the [Sequence](#). In order to specify functional information, the [ModuleDefinition](#) can specify [Interaction](#) objects that describe any qualitative relationships among components, such as how IPTG and X-gal interact with the gene products. Finally, a [ModuleDefinition](#) object can point to a [Model](#) object that provides a reference to a complete computational model using a language such as SBML, CellML, Matlab, etc. Finally, all the elements of the genetic design can be grouped together within a [Collection](#).



**Figure 2:** Main classes of information represented by the SBOL standard, and their relationships. Red boxes are classes from the SBOL 1.1 that focused on structure, whereas blue classes are some of the new classes that support the functional aspects of designs.

Whereas [Figure 2](#) provides a broad overview of SBOL, [Figure 3](#) provides a detailed, implementation-level overview of the class structure for the SBOL 2.0 data model. This figure relies on the semantics of the *Unified Modeling Language* (UML), which will be presented in more detail in the next section. [Figure 3](#) distinguishes between *top level* classes, in green, and other supporting classes (note that [Figure 2](#) also includes all of the top level classes). In [Figure 3](#), dashed arcs represent "refersTo", whereas a solid arrow represents ownership. In UML, the meaning of ownership is that if a parent class is deleted, so are all of its owned children. Thus, a `Collection` does not own its `ComponentDefinition` objects, because these can stand on their own. All of the supporting classes (in orange) have to be owned by some top-level class, directly or indirectly.



**Figure 3:** Main classes of information represented by the SBOL 2.0 standard, and their relationships. Green boxes are "top level" classes, while the other classes are in support of these classes. Solid arrows indicates ownership, whereas a dashed arrow indicates that one class refers to an object of another class.

[Figure 3](#) additionally shows that when it is possible to incorporate a single object into multiple parents, we always incorporate that object by reference. We do not directly incorporate it by copy, because when an object is used many times, keeping many copies becomes spatially inefficient and difficult to maintain. Instead, each

reference is handled by a pointer object. Pointers refer from a parent to a child. There are three distinct pointer classes: `Component`, `Module`, and `FunctionalComponent`. A `Component` points from a `ComponentDefinition` to a child `ComponentDefinition`, incorporating it by reference into the parent structure. A `Module` points from a `ModuleDefinition` to a child `ModuleDefinition`, likewise incorporating the child by reference into the parent system. Similarly, a parent `ModuleDefinition` on the functional side of a model might incorporate a child `ComponentDefinition` from the model's physical side by means of a `FunctionalComponent` reference. These three pointer classes allow the efficient reuse of definitions in multiple locations.

SBOL 2.0 provides a few helper classes. `Location` generalizes the positioning information from SBOL 1.1 to allow discontinuous ranges and cuts to be annotated. `SequenceConstraint` generalizes the relative positioning information among `Components`. There are also `Participations`, which allow `Interaction` objects to specify the roles of their participants while referencing the `FunctionalComponents`, so that these can stand on their own. Additionally, there is the `MapsTo` class (not shown), which enables connections to be made between `Components` and `FunctionalComponents` across various levels of the design hierarchy. The next section provides complete definitions and details for all of these classes.

There is one final, critical element of SBOL 2.0: its extension mechanism. This extension mechanism enables the storage of application specific information within an SBOL document. It is also intended to support the prototyping of data representations whose format is not yet a matter of consensus within the community. In particular, each SBOL entity can be annotated using the *Resource Description Framework* (RDF). Moreover, application specific entities in the form of RDF documents can be included as `GenericTopLevel` entities. SBOL libraries make these annotations and entities available to tools as generic properties and objects that are preserved during subsequent read and write operations.

## 7 SBOL Data Model

In this section, we describe the types of biological design data that can belong to an SBOL document and the relationships between these data types. The SBOL data model is specified using Unified Modeling Language (UML) 2.0 diagrams (OMG 2005). Subsections Section 7.1, Section 7.2, Section 7.3 review the basics of UML diagrams and explain the naming conventions and generic data types used in this specification. The remaining sections then describe the SBOL data model in detail. Complete SBOL examples and best practices when using the standard can be found in Section 9 and Section 11, respectively.

### 7.1 Understanding the UML Diagrams

The types of biological design data modeled by SBOL are commonly referred to as *classes*, especially when discussing the details of software implementation. Each SBOL class can be instantiated by many SBOL objects. These objects MAY contain data that differ in content, but they MUST agree on the type and form of their data as dictated by their common class. Classes are represented in UML diagrams as rectangles labeled at the top with class names.

Classes can be connected to other classes by association properties, which are represented in UML diagrams as arrows. These arrows are labeled with data cardinalities in order to indicate how many values a given association property can possess (see below). The remaining (non-association) properties of a class are listed below its name. Each of the latter properties is labeled with its data type and cardinality.

In the case of an association property, the class from which the arrow originates is the owner of the association property. A diamond at the origin of the arrow indicates the type of association. Open-faced diamonds indicate shared aggregation, in which the owner of the association property exists independently of its value. In the SBOL data model, the value of an association property MUST be a URI or set of URIs that refer to SBOL objects belonging to the class at the tip of the arrow.

By contrast, filled diamonds indicate composite aggregation, also known as a part-whole relationship, in which the value of the association property MUST NOT exist independently of its owner. In addition, in the SBOL data model, it is REQUIRED that the value of each composite aggregation property is a unique SBOL object (that is, not the value for more than one such property). Note that in all cases, composite aggregation is used in such a way that there SHOULD NOT be duplication of such objects.

All SBOL properties are labeled with one of several restrictions on data cardinality. These are:

- 1 - REQUIRED, one: there MUST be exactly one value for this property.
- 0..1 - OPTIONAL: there MAY be a single value for this property, or it MAY be absent.
- 0..\* - unbounded: there MAY be any number of values for this property, including none.
- 1..\* - REQUIRED, unbounded: there MAY be any number of values for this property, as long as there is at least one.
- *n*..\* - at least: there MUST be at least *n* values for this property.

Finally, classes can inherit the properties of other classes. Inheritance relationships are represented in UML diagrams as open-faced, triangular arrows that point from the inheriting class to the inherited class. Some classes in the SBOL data model cannot be instantiated as objects and exist only to group common properties for inheritance. These classes have italicized names and are known as abstract classes.

### 7.2 Naming and Font Conventions

SBOL classes are named using upper "camel case," meaning that each word is capitalized and all words are run together without spaces, e.g. `Identified`, `SequenceAnnotation`. Properties, on the other hand, are named using lower camel case, meaning that they begin lowercase (e.g., `identity`) but if they consist of multiple words, all words

after the first begin with an uppercase letter (e.g., `persistentIdentity`).

Within the SBOL data model, each property is given a singular or plural name in accordance with its data cardinalities. The forms of these names follow the usual rules of English grammar. For example, `sequenceAnnotation` is the singular form of `sequenceAnnotations`.

SBOL properties are always given singular names, however, when SBOL objects are serialized (using *Resource Description Framework* (RDF) as described in Section 10). This is because the SBOL data model does not contain classes that correspond directly to the RDF elements that group other elements into ordered or unordered sets. Consequently, if an SBOL property has multiple values, then it is serialized as multiple property entries, each with a singular name and a single value. For example, if an SBOL property has five values, then its serialization contains five RDF triples, each with a singular predicate name and one of the five values as its object.

## 7.3 Data Types

When SBOL use simple “primitive” data types such as `Strings` or `Integers`, these are defined as the following specific formal types:

- **String:** `http://www.w3.org/TR/xmlschema11-2/#string`  
Example: `“LacI coding sequence”`
- **Integer:** `http://www.w3.org/TR/xmlschema11-2/#integer`  
Example: `3`
- **Double:** `http://www.w3.org/TR/xmlschema11-2/#double`  
Example: `3.14159`
- **Boolean:** `http://www.w3.org/TR/xmlschema11-2/#boolean`  
Example: `true`

The term `literal` is used to denote an object that can be any of the four types listed above. In addition to the simple types listed above, SBOL also uses objects with types *Uniform Resource Identifier* (`URI`) and *XML Qualified Name* (`QName`):

- **URI:** `http://www.w3.org/TR/xmlschema11-2/#anyURI`  
Example: `http://www.partsregistry.org/Part:BBa_J23119`
- **QName:** `http://www.w3.org/TR/xmlschema11-2/#QName`  
Example: `myapp:Datashet` where `myapp="http://www.myapp.org/"`

Note that, in compliance with RDF standards, `URIs` are generally serialized using an `rdf:resource` property, e.g.: `rdf:resource="http://www.partsregistry.org/Part:BBa_J23119"`

It is important to realize that in RDF, a `URI` might or might not be a resolvable URL (web address). A `URI` is always a globally unique identifier within a structured namespace. In some cases, that name is also a reference to (or within) a document, and in some cases that document can also be retrieved (e.g., using a web browser).

## 7.4 Identified

All SBOL-defined classes are directly or indirectly derived from the `Identified` abstract class. This inheritance means that all SBOL objects are uniquely identified using `URIs` that uniquely refer to these objects within an SBOL document or at locations on the World Wide Web.

As shown in Figure 4, the `Identified` class includes the following properties: `identity`, `persistentIdentity`, `version`, `wasDerivedFrom`, `name`, `description`, and `annotations`. The latter property is described separately in Section 7.11.



When an SBOL resource reference takes the form of a [URI](#), that [URI](#) can either be the value of an [identity](#) property or the value of a [persistentIdentity](#) property. If the [URI](#) is equal to the value of an [identity](#) property, then it is guaranteed to be unique, and it refers to precisely one SBOL object with that [URI](#). If the [URI](#) is equal to the value of a [persistentIdentity](#) property, then it MAY refer to multiple SBOL objects that are different “versions” of each other. These objects SHOULD be compared to one another to determine which single object the [URI](#) resolves to (normally the most recent version - see [Section 7.4](#)). Throughout this document, when a [URI](#) is used to refer to an SBOL object, it could fall into either of these cases.

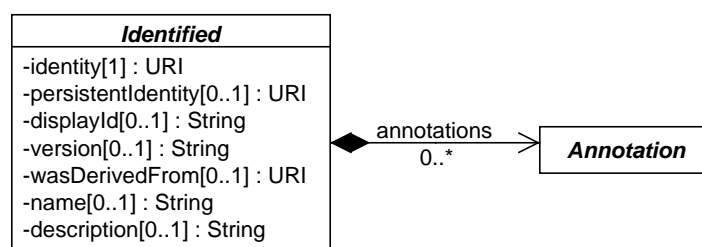


Figure 4: Diagram of the [Identified](#) abstract class and its associated properties

### The [identity](#) property

The [identity](#) property is REQUIRED by all [Identified](#) objects and has a data type of [URI](#). A given [Identified](#) object’s [identity](#) [URI](#) MUST be globally unique among all other [identity](#) [URIs](#). It is also highly RECOMMENDED that the [URI](#) structure follows the recommended best practices for compliant [URIs](#) specified in [Section 11.2](#).

Although most SBOL properties are defined by SBOL and serialized with its namespace, the [identity](#) property is defined by the analogous RDF [about](#) property and is serialized with the RDF namespace as follows:

<http://www.w3.org/1999/02/22-rdf-syntax-ns#about>.

The use of [about](#) is expressly for the purpose of making SBOL compliant with pre-existing standards: when you see [about](#) in an SBOL document, you SHOULD interpret it as meaning [identity](#).

### The [persistentIdentity](#) property

The [persistentIdentity](#) property is OPTIONAL and has a data type of [URI](#). This [URI](#) serves to uniquely refer to a set of SBOL objects that are different versions of each other.

An [Identified](#) object MUST be referred to using either its [identity](#) [URI](#) or its [persistentIdentity](#) [URI](#).

### The [displayId](#) property

The [displayId](#) property is an OPTIONAL identifier with a data type of [String](#). This property is intended to be an intermediate between [name](#) and [identity](#) that is machine-readable, but more human-readable than the full [URI](#) of an [identity](#).

If the [displayId](#) property is used, then its [String](#) value SHOULD be locally unique (global uniqueness is not necessary) and MUST be composed of only alphanumeric or underscore characters and MUST NOT begin with a digit.

### The [version](#) property

The [version](#) property is OPTIONAL and has a data type of [String](#). This property can be used to compare two SBOL objects with the same [persistentIdentity](#).

If the `version` property is used, then it is RECOMMENDED that version numbering follow the conventions of semantic versioning (<http://semver.org/>), particularly as implemented by Maven (<http://maven.apache.org/>). This convention represents versions as sequences of numbers and qualifiers that are separated by the characters “.” and “-” and are compared in lexicographical order (for example, 1 < 1.3.1 < 2.0-beta). For a full explanation, see the linked resources.

### ***The wasDerivedFrom property***

The `wasDerivedFrom` property is OPTIONAL and has a data type of `URI`. An SBOL object with this property refers to another SBOL object or non-SBOL resource from which this object was derived.

If the `wasDerivedFrom` property of an SBOL object *A* that refers to an SBOL object *B* has an identical `persistentIdentity`, and both *A* and *B* have a `version`, then the `version` of *B* MUST precede that of *A*. In addition, an SBOL object MUST NOT refer to itself via its own `wasDerivedFrom` property or form a cyclical chain of references via its `wasDerivedFrom` property and those of other SBOL objects. For example, the reference chain “*A* was derived from *B* and *B* was derived from *A*” is cyclical.

### ***The name property***

The `name` property is OPTIONAL and has a data type of `String`. This property is intended to be displayed to a human when visualizing an `Identified` object.

If an `Identified` object lacks a name, then software tools SHOULD instead display the object’s `displayId` or `identity`. It is RECOMMENDED that software tools give users the ability to switch perspectives between `name` properties that are human-readable and `displayId` properties that are less human-readable, but are more likely to be unique.

### ***The description property***

The `description` property is OPTIONAL and has a data type of `String`. This property is intended to contain a more thorough text description of an `Identified` object.

### ***The annotations property***

The `annotations` property is OPTIONAL and MAY specify a set of `Annotation` objects that are contained by the `Identified` object. The `Annotation` class is described in more detail in Section [Section 7.11.1](#).

### ***Serialization***

No complete serialization is defined for `Identified`, since this class is only used indirectly through its child classes. Any such child class, however, has the following form for serializing properties inherited from `Identified`, where `CLASS_NAME` is replaced by the name of the class:

```
<?xml version="1.0" ?>
<rdf:RDF xmlns:pr="http://partsregistry.org" xmlns:rdf="http://www.w3.org/1999/02/22-rdf-syntax-ns#" xmlns:dcterms="http://purl.org/dc/terms/" xmlns:prov="http://www.w3.org/ns/prov#" xmlns:sbol="http://sbols.org/v2#">
  <sbol:CLASS_NAME rdf:about="...">
    zero or one <sbol:persistentIdentity rdf:resource="..."> element
    zero or one <sbol:displayId>...</sbol:displayId> element
    zero or one <sbol:version>...</sbol:version> element
    zero or one <prov:wasDerivedFrom rdf:resource="..."> element
    zero or one <dcterms:title>...</dcterms:title> element
    zero or one <dcterms:description>...</dcterms:description> element
    ...
  </sbol:CLASS_NAME>
  ...
</rdf:RDF>
```

Note that several of the properties are not in the `sbol` namespace, but are mapped to standardized terms defined elsewhere:

- `identity` is serialized as `rdf:about`
- `wasDerivedFrom` is serialized as `prov:wasDerivedFrom`
- `name` is serialized as `dcterms:title`
- `description` is serialized as `dcterms:description`

## 7.5 TopLevel

`TopLevel` is an abstract class that is extended by any `Identified` class that can be found at the top level of an SBOL document or file. In other words, `TopLevel` objects are not nested inside any other object via a composite aggregation or black diamond arrow association property. Instead of nesting, composite `TopLevel` objects refer to subordinate `TopLevel` objects by their URIs using shared aggregation or white diamond arrow association properties. The `TopLevel` classes defined in this specification are `Sequence`, `ComponentDefinition`, `Model`, `ModuleDefinition`, `Collection`, and `GenericTopLevel` (Figure 5).

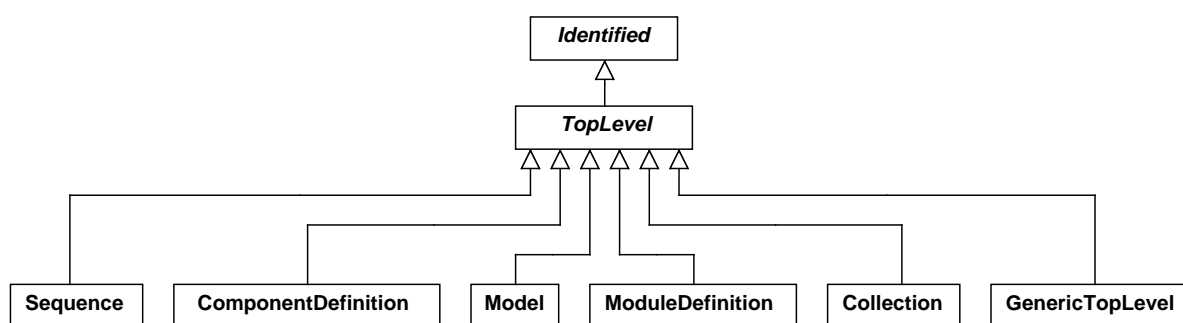


Figure 5: Classes that inherit from the `TopLevel` abstract class.

### Serialization

No serialization is defined for `TopLevel`, since this class has no properties of its own and is only used indirectly through its child classes. All `TopLevel` classes are serialized one level beneath the RDF document root.

## 7.6 Sequence

The purpose of the `Sequence` class is to represent the primary structure of a `ComponentDefinition` object and the manner in which it is encoded. This representation is accomplished by means of the `elements` property and `encoding` property (Figure 6).

### The `elements` property

The `elements` property is a REQUIRED `String` of characters that represents the constituents of a biological or chemical molecule. For example, these characters could represent the nucleotide bases of a molecule of DNA, the amino acid residues of a protein, or the atoms and chemical bonds of a small molecule.

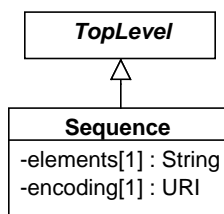


Figure 6: Diagram of the [Sequence](#) class and its associated properties.

## The encoding property

The [encoding](#) property is REQUIRED and has a data type of [URI](#). This property MUST indicate how the [elements](#) property of a [Sequence](#) MUST be formed and interpreted.

For example, the [elements](#) property of a [Sequence](#) with an IUPAC DNA encoding property MUST contain characters that represent nucleotide bases, such as a, t, c, and g. The [elements](#) property of a [Sequence](#) with a Simplified Molecular-Input Line-Entry System (SMILES) encoding, on the other hand, MUST contain characters that represent atoms and chemical bonds, such as C, N, O, and =.

[Table 1](#) provides a list of possible [URI](#) values for the [encoding](#) property. The terms in [Table 1](#) are organized by the type of [ComponentDefinition](#) (see [Table 2](#)) that typically refer to a [Sequence](#) with such an [encoding](#). When the [encoding](#) of a [Sequence](#) is well described by one of the [URIs](#) in [Table 1](#), it MUST contain that [URI](#).

Encoding	URI	ComponentDefinition Type
IUPAC DNA, RNA	<a href="http://www.chem.qmul.ac.uk/iubmb/misc/naseq.html">http://www.chem.qmul.ac.uk/iubmb/misc/naseq.html</a>	DNA, RNA
IUPAC Protein	<a href="http://www.chem.qmul.ac.uk/iupac/AminoAcid/">http://www.chem.qmul.ac.uk/iupac/AminoAcid/</a>	Protein
SMILES	<a href="http://www.opensmiles.org/opensmiles.html">http://www.opensmiles.org/opensmiles.html</a>	SmallMolecule

Table 1: URIs for specifying the [encoding](#) property of a [Sequence](#), organized by the type of [ComponentDefinition](#) (see [Table 2](#)) that typically refer to a [Sequence](#) with such an [encoding](#).

## Serialization

The serialization of a [Sequence](#) MUST have the following form:

```

<sbol:Sequence rdf:about="...">
  ... properties inherited from identified ...
  one <sbol:elements>...</sbol:elements> element
  one <sbol:encoding rdf:resource="..."> element
</sbol:Sequence>
  
```

The example below shows the serialization of the [Sequence](#) for a promoter. The nucleotide bases of the [Sequence](#) are serialized as the [String](#) value of its [elements](#) property, while its IUPAC DNA encoding is serialized as the [URI](#) value of its [encoding](#) property.

```

<?xml version="1.0" ?>
<rdf:RDF xmlns:rdf="http://www.w3.org/1999/02/22-rdf-syntax-ns#" xmlns:dcterms="http://purl.org/dc/terms/" xmlns:prov="http://www.w3.org/ns/prov#" xmlns:sbol="http://sbols.org/v2#">
  <sbol:Sequence rdf:about="http://partsregistry.org/seq/BBa_J23119">
    <sbol:persistentIdentity rdf:resource="http://partsregistry.org/seq/BBa_J23119"/>
    <sbol:displayId>BBa_J23119</sbol:displayId>
    <prov:wasDerivedFrom rdf:resource="http://parts.igem.org/Part:BBa_J23119:Design"/>
    <sbol:elements>ttgacagctagctcagtcctaggtataatgctagc</sbol:elements>
  </sbol:Sequence>
</rdf:RDF>
  
```

```

<sbol:encoding rdf:resource="http://www.chem.qmul.ac.uk/iubmb/misc/naseq.html"/>
</sbol:Sequence>
</rdf:RDF>

```

## 7.7 ComponentDefinition

The `ComponentDefinition` class represents the structural entities of a biological design. The primary usage of this class is to represent structural entities with designed sequences, such as DNA, RNA, and proteins, but it can also be used to represent any other entity that is part of a design, such as small molecules, molecular complexes, and light.

As shown in Figure 7, the `ComponentDefinition` class describes a structural design entity using the following properties: `types`, `roles`, and `sequences`. In addition, this class has properties for describing and organizing the substructure of said design entity, including `components`, `sequenceAnnotations`, and `sequenceConstraints`.

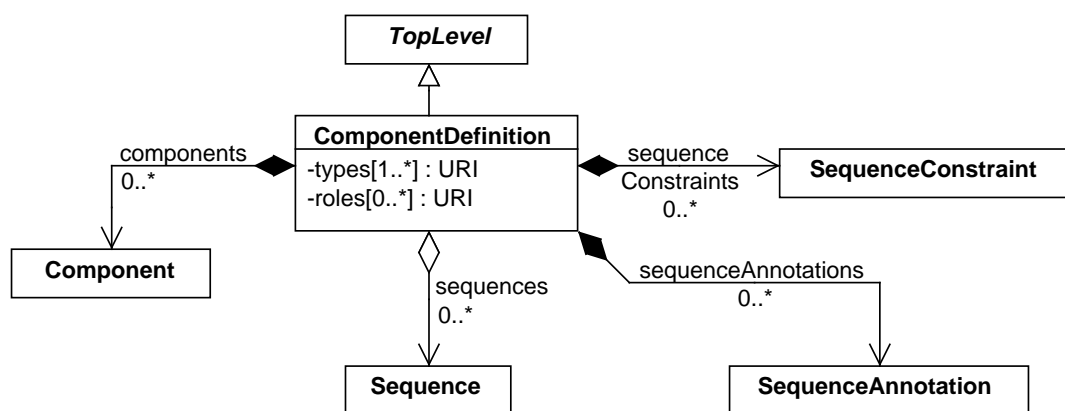


Figure 7: Diagram of the `ComponentDefinition` class and its associated properties.

### The `types` property

The `types` property is a REQUIRED set of URIs that specifies the category of biochemical or physical entity (for example DNA, protein, or small molecule) that a `ComponentDefinition` object abstracts for the purpose of engineering design.

The `types` property of every `ComponentDefinition` MUST contain one or more URIs that MUST identify terms from appropriate ontologies, such as the BioPAX ontology or the ontology of Chemical Entities of Biological Interest (ChEBI). Table 2 provides a list of possible ontology terms for the `types` property and their URIs. In order to maximize the compatibility of designs, any `ComponentDefinition` that can be well-described by one of the terms in Table 2 MUST use the URI for that term as one of its `types`. Finally, if the `types` property contains multiple URIs, then they MUST identify non-conflicting terms (otherwise, it might not be clear how to interpret them). For example, the BioPAX terms provided by Table 2 would conflict because they specify classes of biochemical entities with different molecular structures.

### The `roles` property

The `roles` property is an OPTIONAL set of URIs that clarifies the potential function of the entity represented by a `ComponentDefinition` in a biochemical or physical context.

The `roles` property of a `ComponentDefinition` MAY contain one or more URIs that MUST identify terms from ontologies that are consistent with the `types` property of the `ComponentDefinition`. For example, the `roles` property

ComponentDefinition Type	URI for BioPAX Term
DNA	<a href="http://www.biopax.org/release/biopax-level3.owl#DnaRegion">http://www.biopax.org/release/biopax-level3.owl#DnaRegion</a>
RNA	<a href="http://www.biopax.org/release/biopax-level3.owl#RnaRegion">http://www.biopax.org/release/biopax-level3.owl#RnaRegion</a>
Protein	<a href="http://www.biopax.org/release/biopax-level3.owl#Protein">http://www.biopax.org/release/biopax-level3.owl#Protein</a>
Small Molecule	<a href="http://www.biopax.org/release/biopax-level3.owl#SmallMolecule">http://www.biopax.org/release/biopax-level3.owl#SmallMolecule</a>
Complex	<a href="http://www.biopax.org/release/biopax-level3.owl#Complex">http://www.biopax.org/release/biopax-level3.owl#Complex</a>

**Table 2:** BioPAX terms to specify the *types* property of a *ComponentDefinition*.

of a DNA or RNA *ComponentDefinition* could contain URIs identifying terms from the Sequence Ontology (SO). **Table 3** contains a list of possible ontology terms for the *roles* property and their URIs. These terms are organized by the type of *ComponentDefinition* to which they SHOULD apply (see **Table 2**). Any *ComponentDefinition* that can be well-described by one of the terms in **Table 3** MUST use the URI for that term as one of its *roles*.

ComponentDefinition Role	URI for Ontology Term	ComponentDefinition Type
Promoter	<a href="http://identifiers.org/so/SO:0000167">http://identifiers.org/so/SO:0000167</a>	DNA
RBS	<a href="http://identifiers.org/so/SO:0000139">http://identifiers.org/so/SO:0000139</a>	DNA
CDS	<a href="http://identifiers.org/so/SO:0000316">http://identifiers.org/so/SO:0000316</a>	DNA
Terminator	<a href="http://identifiers.org/so/SO:0000141">http://identifiers.org/so/SO:0000141</a>	DNA
Gene	<a href="http://identifiers.org/so/SO:0000704">http://identifiers.org/so/SO:0000704</a>	DNA
Operator	<a href="http://identifiers.org/so/SO:0000057">http://identifiers.org/so/SO:0000057</a>	DNA
Engineered Gene	<a href="http://identifiers.org/so/SO:0000280">http://identifiers.org/so/SO:0000280</a>	DNA
mRNA	<a href="http://identifiers.org/so/SO:0000234">http://identifiers.org/so/SO:0000234</a>	RNA
Effector	<a href="http://identifiers.org/chebi/CHEBI:35224">http://identifiers.org/chebi/CHEBI:35224</a>	Small Molecule

**Table 3:** Ontology terms to specify the *roles* property of a *ComponentDefinition*, organized by the type of *ComponentDefinition* to which they are intended to apply (see **Table 2**).

### The sequences property

The *sequences* property is OPTIONAL and MAY include a set of URIs that refer to *Sequence* objects. These objects define the primary structure of the *ComponentDefinition*.

Many *ComponentDefinition* objects will refer to precisely one *Sequence* object. For certain use cases, however, it can be appropriate to refer to multiple *Sequence* objects. For example, a user might wish to provide two different representations of the structure of a DNA *ComponentDefinition*, one that represents its structure at the level of nucleotide bases and one that represents its structure at the level of atoms and bonds.

If a *ComponentDefinition* refers to more than one *Sequence* object, then these objects MUST be consistent with each other, such that well-defined mappings exist between their *elements* properties in accordance with their *encoding* properties. Furthermore, these objects MUST NOT have conflicting *encoding* properties. For example, the IUPAC *encoding* properties provided by **Table 1** conflict with each other because they do not specify how to encode the same class of biochemical entity. The SMILES *encoding*, however, does not conflict with them because it specifies how to encode biochemical entities in general, which includes DNA, RNA, and proteins. If a *ComponentDefinition* refers to more than one *Sequence* with the same *encoding*, then the *elements* of these *Sequence* objects SHOULD have equal lengths. These requirements and best practices are intended to make it easier for software tools to locate any regions specified by the *SequenceAnnotation* objects of a *ComponentDefinition* on its associated *Sequence* objects, as well as validate whether its *Sequence* objects are consistent with those associated with any *ComponentDefinition* objects that it composes via its *Component* objects.

Finally, if a *ComponentDefinition* refers to one or more *Sequence* objects and its *types* property refers to a term from **Table 2**, then one of these *Sequence* objects MUST have the *encoding* that is cross-listed with this term in

**Table 1.** Conversely, if a [ComponentDefinition](#) refers to a [Sequence](#) with an [encoding](#) from [Table 1](#), then its [types](#) property MUST refer to the term from [Table 2](#) that is cross-listed with this [encoding](#) in [Table 1](#). For example, if the [types](#) property of a [ComponentDefinition](#) refers to the BioPAX term for DNA, then one of the [Sequence](#) objects to which it refers (if any) MUST have an IUPAC DNA [encoding](#), and if a [ComponentDefinition](#) refers to a [Sequence](#) with an IUPAC DNA [encoding](#), then its [types](#) property MUST refer to the BioPAX term for DNA. These requirements are meant to provide for some degree of consistency between the [types](#) property of a [ComponentDefinition](#) and the [encoding](#) properties of the [Sequence](#) objects to which the [ComponentDefinition](#) refers.

### ***The components property***

The [components](#) property is OPTIONAL and MAY specify a set of [Component](#) objects that are contained by the [ComponentDefinition](#). The set of relations between [Component](#) and [ComponentDefinition](#) objects is strictly acyclic (see [Section 7.7.1](#)).

While the [ComponentDefinition](#) class is analogous to a blueprint or specification sheet for a biological part, the [Component](#) class represents the specific occurrence of a part within a design. Hence, this class allows a biological design to include multiple instances of a particular part (defined by reference to the same [ComponentDefinition](#)). For example, the [ComponentDefinition](#) of a polycistronic gene could contain two [Component](#) objects that refer to the same [ComponentDefinition](#) of a CDS.

The [components](#) properties of [ComponentDefinition](#) objects can be used to construct a hierarchy of [Component](#) and [ComponentDefinition](#) objects. If a [ComponentDefinition](#) in such a hierarchy refers to one or more [Sequence](#) objects, and there exist [ComponentDefinition](#) objects lower in the hierarchy that refer to [Sequence](#) objects with the same [encoding](#), then the [elements](#) properties of these [Sequence](#) objects SHOULD be consistent with each other, such that well-defined mappings exist from the “lower level” [elements](#) to the “higher level” [elements](#) in accordance with their shared [encoding](#) properties. This mapping is also subject to any restrictions on the positions of the [Component](#) objects in the hierarchy that are imposed by the [SequenceAnnotation](#) or [SequenceConstraint](#) objects contained by the [ComponentDefinition](#) objects in the hierarchy.

A DNA [ComponentDefinition](#), for example, could refer to a [Sequence](#) with an IUPAC DNA [encoding](#) and an [elements String](#) of “gattaca.” In turn, this [ComponentDefinition](#) could contain a [Component](#) that refers to a “lower level” [ComponentDefinition](#) that also refers to a [Sequence](#) with an IUPAC DNA [encoding](#). Consequently, a consistent [elements String](#) of this “lower level” [Sequence](#) could be “gatta,” or perhaps “tgta” if the [Component](#) is positioned by a [SequenceAnnotation](#) that contains a [Location](#) with an [orientation](#) of “reverse complement” (see [Section 7.7.5](#)).

### ***The sequenceAnnotations property***

The [sequenceAnnotations](#) property is OPTIONAL and MAY contain a set of [SequenceAnnotation](#) objects. Each [SequenceAnnotation](#) specifies and describes a potentially discontinuous region on the [Sequence](#) objects referred to by the [ComponentDefinition](#).

In addition, each [SequenceAnnotation](#) can position a [Component](#) of the [ComponentDefinition](#) at the region specified by its [Location](#) objects (see [Section 7.7.5](#)). The [sequenceAnnotations](#) property MUST NOT contain two or more [SequenceAnnotation](#) objects that refer to the same [Component](#) in this way.

Finally, as a best practice, if a [ComponentDefinition](#) refers to a [Sequence](#) with an IUPAC [encoding](#) from [Table 1](#), then each of its [SequenceAnnotation](#) objects that contains a [Range](#) or [Cut](#) SHOULD specify a region on the [elements](#) of this [Sequence](#). For example, the [ComponentDefinition](#) of a eukaryotic gene could refer to a [Sequence](#) with an IUPAC DNA [encoding](#). In order to specify the discontinuous region occupied by its CDS, this gene [ComponentDefinition](#) would need a [SequenceAnnotation](#) that contains one or more [Range](#) objects, each one specifying [start](#) and [end](#) positions that correspond to indices of the [elements](#) of its DNA [Sequence](#).



## The sequenceConstraints property

The `sequenceConstraints` property is OPTIONAL and MAY contain a set of `SequenceConstraint` objects. These objects describe any restrictions on the relative, sequence-based positions and/or orientations of the `Component` objects contained by the `ComponentDefinition`. For example, the `ComponentDefinition` of a gene might specify that the position of its promoter `Component` precedes that of its CDS `Component`. This is particularly useful when a `ComponentDefinition` lacks a `Sequence` and therefore cannot specify the precise, sequence-based positions of its `Component` objects using `SequenceAnnotation` objects.

## Serialization

The serialization of a `ComponentDefinition` MUST have the form below. The `components`, `sequenceConstraints`, `sequenceAnnotations`, and `sequences` properties of a `ComponentDefinition` contain or reference objects belonging to the appropriate SBOL classes as their values, while the `types` and `roles` properties contain URIs that identify ontology terms as their values. As shown below, each of these objects and URIs is serialized as part of an implicit set of SBOL properties with singular rather than plural names. In particular, each object is serialized as a RDF/XML node nested within a property, while each URI (except the `identity`) is serialized as a `rdf:resource` on a property.

```
<sbol:ComponentDefinition rdf:about="...">
  ... properties inherited from identified ...
  zero or more <sbol:sequence rdf:resource="..."> element
  one or more <sbol:type rdf:resource="..."> elements
  zero or more <sbol:role rdf:resource="..."> elements
  zero or more <sbol:component>
    <sbol:Component rdf:about="...">...</sbol:Component>
  </sbol:component> elements
  zero or more <sbol:sequenceAnnotation>
    <sbol:SequenceAnnotation rdf:about="...">...</sbol:SequenceAnnotation>
  </sbol:sequenceAnnotation> elements
  zero or more <sbol:sequenceConstraint>
    <sbol:SequenceConstraint rdf:about="...">...</sbol:SequenceConstraint>
  </sbol:sequenceConstraint> elements
</sbol:ComponentDefinition>
```

The example below shows the serialization for the `ComponentDefinition` of a promoter. The BioPAX term `DnaRegion` and the ChEBI term `CHEBI:4705` (double-stranded DNA) are used to indicate that the type of biological entity represented by this `ComponentDefinition` is DNA. Its role is specified using the SO terms `SO:0000167` (promoter) and the more specific `SO:0000613` (`bacterial_RNAPol_promoter`).

```
<?xml version="1.0" ?>
<rdf:RDF xmlns:rdf="http://www.w3.org/1999/02/22-rdf-syntax-ns#" xmlns:dcterms="http://purl.org/dc/terms/" xmlns:prov="http://www.w3.org/ns/prov#" xmlns:sbol="http://sbols.org/v2#">
  <sbol:ComponentDefinition rdf:about="http://partsregistry.org/cd/BBa_J23119">
    <sbol:persistentIdentity rdf:resource="http://partsregistry.org/cd/BBa_J23119"/>
    <sbol:displayId>BBa_J23119</sbol:displayId>
    <prov:wasDerivedFrom rdf:resource="http://partsregistry.org/Part:BBa_J23119"/>
    <dcterms:title>J23119 promoter</dcterms:title>
    <dcterms:description>Constitutive promoter</dcterms:description>
    <sbol:type rdf:resource="http://identifiers.org/chebi/CHEBI:4705"/>
    <sbol:type rdf:resource="http://www.biopax.org/release/biopax-level3.owl#DnaRegion"/>
    <sbol:role rdf:resource="http://identifiers.org/so/SO:0000167"/>
    <sbol:role rdf:resource="http://identifiers.org/so/SO:0000613"/>
    <sbol:sequence rdf:resource="http://partsregistry.org/seq/BBa_J23119"/>
  </sbol:ComponentDefinition>
</rdf:RDF>
```

### 7.7.1 ComponentInstance

The `ComponentInstance` abstract class is inherited by SBOL classes that represent the usage or occurrence of a `ComponentDefinition` within a larger design (that is, another `ComponentDefinition` or `ModuleDefinition`).



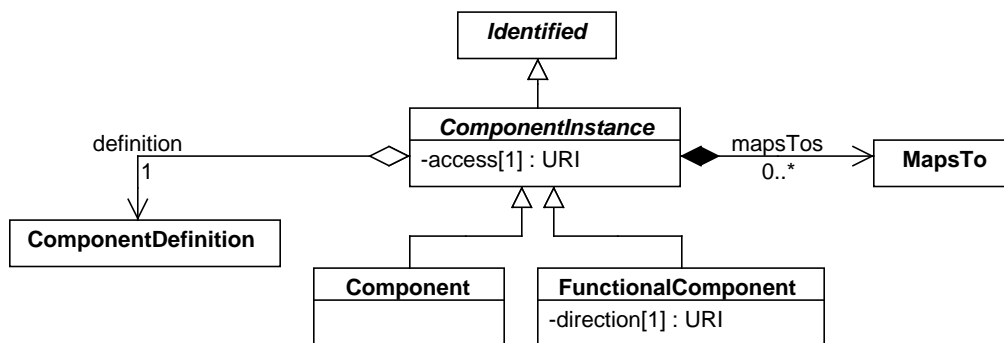


Figure 8: Diagram of the `ComponentInstance` class and its associated properties.

Currently, there are two subclasses of `ComponentInstance`:

- The `Component` class is used to specify the structural usage of a `ComponentDefinition` inside another `ComponentDefinition` via the `components` property.
- The `FunctionalComponent` class is used to specify the functional usage of a `ComponentDefinition` inside a `ModuleDefinition` via the `functionalComponents` property. This class is described in Section 7.9.2.

### The `definition` property

The `definition` property is a REQUIRED URI that refers to the `ComponentDefinition` of the `ComponentInstance`. As described in the previous section, this `ComponentDefinition` effectively provides information about the `types` and `roles` of the `ComponentInstance`.

The `definition` property MUST NOT refer to the same `ComponentDefinition` as the one that contains the `ComponentInstance`. Furthermore, `ComponentInstance` objects MUST NOT form a cyclical chain of references via their `definition` properties and the `ComponentDefinition` objects that contain them. For example, consider the `ComponentInstance` objects *A* and *B* and the `ComponentDefinition` objects *X* and *Y*. The reference chain “*X* contains *A*, *A* is defined by *Y*, *Y* contains *B*, and *B* is defined by *X*” is cyclical.

### The `mapsTo` property

The `mapsTo` property is OPTIONAL and MAY contain a set of `MapsTo` objects that refer to and link together `ComponentInstance` objects (both `Component` objects and `FunctionalComponent` objects) within a larger design.

Section 7.7.3 contains a more detailed description of the `MapsTo` class.

### The `access` property

The `access` property is a REQUIRED URI that indicates whether the `ComponentInstance` can be referred to remotely by a `MapsTo` on another `ComponentInstance` or `Module` contained by a different parent `ComponentDefinition` or `ModuleDefinition` (one that does not contain this `ComponentInstance`).

Table 4 provides a list of REQUIRED `access` URIs. The value of the `access` property MUST be one of these URIs.

In some cases, a designer might want to set the `access` property of a `ComponentInstance` such that others cannot map to the `ComponentInstance` when they reuse its parent `ComponentDefinition`. For example, a designer who is concerned about retroactivity might set the `access` of the `ComponentInstance` to “private” in order to prevent its mapping to another `ComponentInstance` that participates in a new `Interaction` as part of a composite design.

Access URI	Description
<a href="http://sbols.org/v2#public">http://sbols.org/v2#public</a>	The <a href="#">ComponentInstance</a> MAY be referred to by remote <a href="#">MapsTo</a> objects.
<a href="http://sbols.org/v2#private">http://sbols.org/v2#private</a>	The <a href="#">ComponentInstance</a> MUST NOT be referred to by remote <a href="#">MapsTo</a> objects.

**Table 4:** REQUIRED URIs for the *access* property.

### Serialization

No serialization is defined for the [ComponentInstance](#) class, since this class is only used indirectly through the [Component](#) and [FunctionalComponent](#) subclasses.

### 7.7.2 Component

The [Component](#) class is used to compose [ComponentDefinition](#) objects into a structural hierarchy. For example, the [ComponentDefinition](#) of a gene could contain four [Component](#) objects: a promoter, RBS, CDS, and terminator. In turn, the [ComponentDefinition](#) of the promoter [Component](#) could contain [Component](#) objects defined as various operator sites.

### Serialization

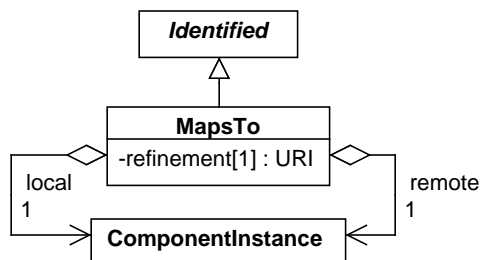
The serialization of a [Component](#) MUST have the following form:

```
<sbol:Component rdf:about="...">
  ... properties inherited from identified ...
  one <sbol:access rdf:resource="..."> element
  one <sbol:definition rdf:resource="..."> element
  zero or more <sbol:mapsTo rdf:resource="..."> elements
</sbol:Component>
```

The example below shows the serialization of a [Component](#) that represents an instance of a promoter:

```
<sbol:Component rdf:about="http://partsregistry.org/cd/BBa_F2620/pLuxR">
  <sbol:persistentIdentity rdf:resource="http://partsregistry.org/cd/BBa_F2620/pLuxR"/>
  <sbol:displayId>pLuxR</sbol:displayId>
  <sbol:access rdf:resource="http://sbols.org/v2#public"/>
  <sbol:definition rdf:resource="http://partsregistry.org/cd/BBa_R0062"/>
</sbol:Component>
```

### 7.7.3 MapsTo



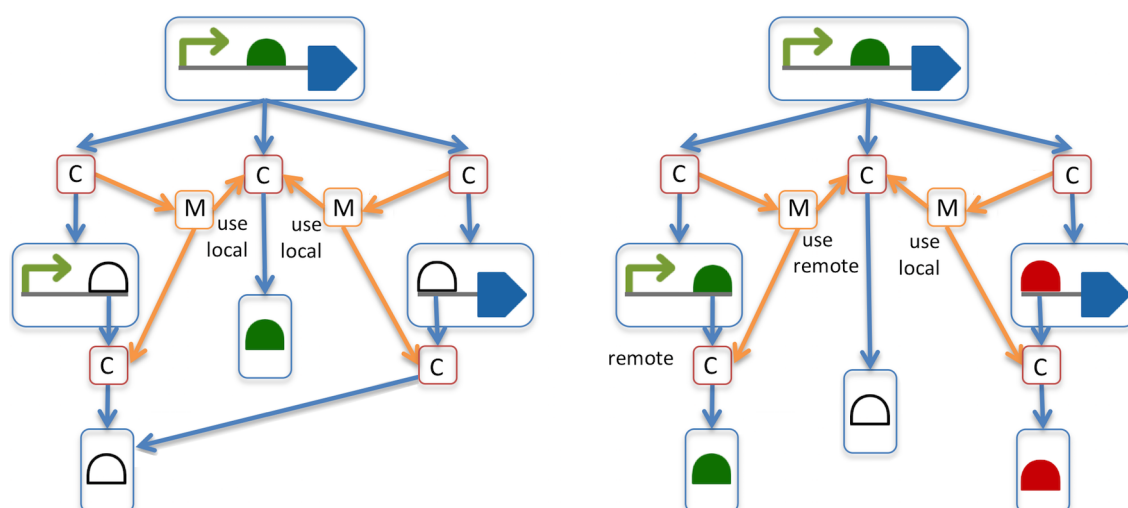
**Figure 9:** Diagram of the [MapsTo](#) class and its associated properties.

When [ComponentDefinition](#) and [ModuleDefinition](#) objects are composed into structural and functional hierar-

chies using `ComponentInstance` and `Module` objects, it is often the case that some `ComponentInstance` objects are intended to represent the same entity in the overall design. The purpose of the `MapsTo` class is to make these identity relationships clear and explicit. For example, consider a `ModuleDefinition` for a genetic inverter that includes a `FunctionalComponent` for an abstract repressor protein. When this `ModuleDefinition` is instantiated within a “higher level” `ModuleDefinition` that includes a `FunctionalComponent` for a LacI protein, the `MapsTo` object can be used to indicate that the repressor protein in the first `ModuleDefinition` is LacI in the context of the composite design.

In particular, a `MapsTo` object provides two pieces of information:

- An identity relationship between two `ComponentInstance` objects, the first contained by the “lower level” definition of the `ComponentInstance` or `Module` that owns the `MapsTo`, and the second contained by the “higher level” definition that contains the `ComponentInstance` or `Module` that owns the `MapsTo`. The `remote` property of a `MapsTo` refers to the first “lower level” `ComponentInstance`, while the `local` property refers to the second “higher level” `ComponentInstance`.
- Instructions on how to interpret `local` and `remote` `ComponentInstance` objects that refer to different `ComponentDefinition` objects (that is, non-identical objects). These are specified using the `refinement` property of the `MapsTo` class.



**Figure 10:** Linking `Component` objects using `MapsTo` entities. Boxes with diagrams represent `ComponentDefinition` objects, boxes with the `C` label represent `Component` objects, and boxes with the `M` label represent `MapsTo` objects. In both diagrams, a promoter-RBS `ComponentDefinition` and a RBS-CDS `ComponentDefinition` are being composed to form the `ComponentDefinition` of a complete transcriptional unit. In the left-hand diagram, the two `Component` objects inside the promoter-RBS `ComponentDefinition` and RBS-CDS `ComponentDefinition` objects both refer to an abstract RBS `ComponentDefinition` that lacks a sequence (white semicircle). Through the use of `MapsTo` objects with `refinement` set to `useLocal`, these “lower level” `ComponentDefinition` objects are effectively overridden by that of the green RBS in the `ComponentDefinition` of the complete transcriptional unit. In the right-hand diagram, however, the two “lower level” RBS `ComponentDefinition` objects do not lack sequences and it is the “higher level” RBS `ComponentDefinition` that is abstract. In this case, one of the `MapsTo` objects has a `useRemote` `refinement`, resulting in the green RBS `ComponentDefinition` overriding that of the abstract RBS in the “higher level” `ComponentDefinition`.

To illustrate this concept, two examples are provided in Figure 10, in which the `ComponentDefinition` of a transcriptional unit is specified by composing two “lower level” `ComponentDefinition` objects. In both examples, the two “lower level” `ComponentDefinition` objects each contain a RBS `Component` that is intended to represent the same design entity in the “higher level” `ComponentDefinition` of the transcriptional unit.

In order to explicitly represent the identity relationships in this example, a new RBS **Component** needs to be created inside the “higher level” **ComponentDefinition**. This “higher level” **Component** then needs to be linked to the equivalent “lower level” **Component** objects by means of the **MapsTo** class, using one **MapsTo** object per link. For example, in order to link the “higher level” RBS **Component** to the “lower level” RBS **Component** of the promoter-RBS **ComponentDefinition**, a **MapsTo** has to be created on the “higher level” promoter-RBS **Component**. The **local** property of this **MapsTo** then has to refer to the “higher level” RBS **Component**, while its **remote** property has to refer to the “lower level” RBS **Component**. In this way, many “lower level” **Component** objects can be linked together at the “higher level” using as an equal number of **MapsTo** objects, each one referring to a different **remote Component**, but all referring to the same **local Component**.

The same types of identity relationships can also be declared between **FunctionalComponent** objects contained by **ModuleDefinition** objects, or between **Component** objects and **FunctionalComponent** objects contained by **ComponentDefinition** objects and **ModuleDefinition** objects, respectively. See [Section 9](#) and [Section B](#) for additional examples using the **MapsTo** class.

### The *local* property

This REQUIRED property has a data type of **URI** and is used to refer to the **ComponentInstance** contained by the “higher level” **ComponentDefinition** or **ModuleDefinition**. This **local ComponentInstance** MUST be contained by the **ComponentDefinition** or **ModuleDefinition** that contains the **ComponentInstance** or **Module** that owns the **MapsTo**.

### The *remote* property

This REQUIRED property has a data type of **URI** and is used to refer to the **ComponentInstance** contained by the “lower level” **ComponentDefinition** or **ModuleDefinition**. This **remote ComponentInstance** MUST be contained by the **ComponentDefinition** or **ModuleDefinition** that is the **definition** of the **ComponentInstance** or **Module** that owns the **MapsTo**. Lastly, the **access** property of the **remote ComponentInstance** MUST be set to “public.”

### The *refinement* property

The **refinement** property is REQUIRED and has a data type of **URI**. Each **MapsTo** object MUST specify the relationship between its **local** and **remote ComponentInstance** objects using one of the REQUIRED **refinement URIs** provided in [Table 5](#).

Refinement URI	Description
<a href="http://sbols.org/v2#useRemote">http://sbols.org/v2#useRemote</a>	All references to the <b>local ComponentInstance</b> MUST dereference to the <b>remote ComponentInstance</b> instead.
<a href="http://sbols.org/v2#useLocal">http://sbols.org/v2#useLocal</a>	In the context of the <b>ComponentDefinition</b> or <b>ModuleDefinition</b> that contains the owner of the <b>MapsTo</b> , all references to the <b>remote ComponentInstance</b> MUST dereference to the <b>local ComponentInstance</b> instead.
<a href="http://sbols.org/v2#verifyIdentical">http://sbols.org/v2#verifyIdentical</a>	The <b>definition</b> properties of the <b>local</b> and <b>remote ComponentInstance</b> objects MUST refer to the same <b>ComponentDefinition</b> .
<a href="http://sbols.org/v2#merge">http://sbols.org/v2#merge</a>	In the context of the <b>ComponentDefinition</b> or <b>ModuleDefinition</b> that contains the owner of the <b>MapsTo</b> , all references to the <b>local ComponentInstance</b> or the <b>remote ComponentInstance</b> MUST dereference to both objects.

*Table 5: REQUIRED URIs for the **refinement** property.*

### Serialization

The serialization of **MapsTo** MUST have the following form.

```
<sbol:MapsTo rdf:about="...">
```

```

... properties inherited from identified ...
one <sbol:refinement rdf:resource="..."> element
one <sbol:remote rdf:resource="..."> element
one <sbol:local rdf:resource="..."> element
</sbol:MapsTo>

```

In the example below, a **FunctionalComponent** in a “higher level” **ModuleDefinition** of a genetic toggle switch is linked to a **FunctionalComponent** in a “lower level” **LacI inverter ModuleDefinition**. The full example can be found in [Section B.2.2](#).

```

<sbol:MapsTo rdf:about="http://sbolstandard.org/example/toggle_switch/laci_inverter/LacI_mapping">
  <sbol:persistentIdentity rdf:resource="http://sbolstandard.org/example/toggle_switch/laci_inverter/LacI_mapping"/>
  <sbol:displayId>LacI_mapping</sbol:displayId>
  <sbol:refinement rdf:resource="http://sbols.org/v2#useRemote"/>
  <sbol:remote rdf:resource="http://sbolstandard.org/example/laci_inverter/TF"/>
  <sbol:local rdf:resource="http://sbolstandard.org/example/toggle_switch/LacI"/>
</sbol:MapsTo>

```

### 7.7.4 SequenceAnnotation

The **SequenceAnnotation** class describes one or more regions of interest on the **Sequence** objects referred to by its parent **ComponentDefinition**. In addition, **SequenceAnnotation** objects can describe the substructure of their parent **ComponentDefinition** through association with the **Component** objects contained by this **ComponentDefinition**.

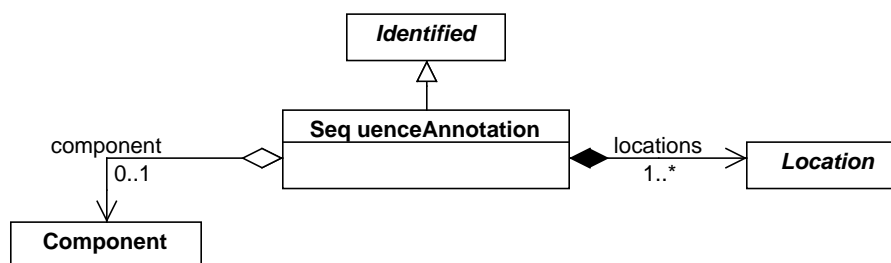


Figure 11: Diagram of the **SequenceAnnotation** class and its associated properties.

#### The locations property

The **locations** property is a REQUIRED set of one or more **Location** objects that indicate which **elements** of a **Sequence** are described by the **SequenceAnnotation**.

Allowing multiple **Location** objects on a single **SequenceAnnotation** is intended to enable representation of discontinuous regions (for example, a **Component** encoded across a set of exons with interspersed introns). As such, the **Location** objects of a single **SequenceAnnotation** SHOULD NOT specify overlapping regions, since it is not clear what this would mean. There is no such concern with different **SequenceAnnotation** objects, however, which can freely overlap in **Location** (for example, specifying overlapping linkers for sequence assembly).

#### The component property

The **component** property is OPTIONAL and has a data type of **URI**. This **URI** MUST refer to a **Component** that is contained by the same parent **ComponentDefinition** that contains the **SequenceAnnotation**. In this way, the properties of the **SequenceAnnotation**, such as its **description** and **locations**, are associated with part of the substructure of its parent **ComponentDefinition**.

## Serialization

The serialization of a [SequenceAnnotation](#) MUST have the form below. In this template, A\_LOCATION\_SUBCLASS represents one of the [Location](#) subclasses.

```
<sbol:SequenceAnnotation rdf:about="...">
  ... properties inherited from identified ...
  zero or one <sbol:component rdf:resource="..."/> element
  one or more <sbol:location>
    <sbol:A_LOCATION_SUBCLASS rdf:about="...">...</sbol:A_LOCATION_SUBCLASS>
  </sbol:location> elements
</sbol:SequenceAnnotation>
```

The example below shows the serialization of a [SequenceAnnotation](#) object. It specifies the region occupied by a [Component](#) named BBa\_F2620.

```
<sbol:SequenceAnnotation rdf:about="http://partsregistry.org/cd/BBa_F2620/anno2">
  <sbol:persistentIdentity rdf:resource="http://partsregistry.org/cd/BBa_F2620/anno2"/>
  <sbol:displayId>anno2</sbol:displayId>
  <sbol:location>
    <sbol:Range rdf:about="http://partsregistry.org/cd/BBa_F2620/anno2/range">
      <sbol:persistentIdentity rdf:resource="http://partsregistry.org/cd/BBa_F2620/anno2/range"/>
      <sbol:displayId>range</sbol:displayId>
      <sbol:start>56</sbol:start>
      <sbol:end>68</sbol:end>
      <sbol:orientation rdf:resource="http://sbols.org/v2#inline"/>
    </sbol:Range>
  </sbol:location>
  <sbol:component rdf:resource="http://partsregistry.org/cd/BBa_F2620/rbs"/>
</sbol:SequenceAnnotation>
```

### 7.7.5 Location

The [Location](#) class is extended by the [Range](#), [Cut](#), and [GenericLocation](#) classes.

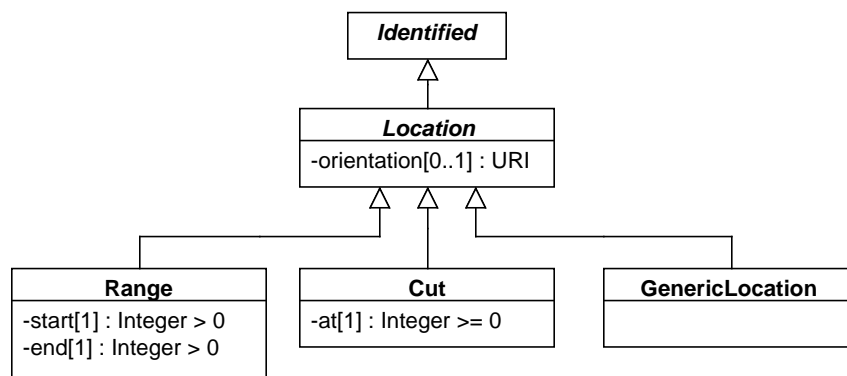


Figure 12: Diagram of the [Location](#) class and its associated properties.

#### The orientation property

The [orientation](#) property is OPTIONAL and has a data type of [URI](#). All subclasses of [Location](#) share this property, which can be used to indicate how the region specified by the [SequenceAnnotation](#) and any associated double-stranded [Component](#) is oriented on the [elements](#) of a [Sequence](#) from their parent [ComponentDefinition](#). [Table 6](#)

provides a list of REQUIRED [orientation URIs](#). If a [Location](#) object has an [orientation](#), then it MUST come from [Table 6](#).

Orientation URI	Description
<a href="http://sbols.org/v2#inline">http://sbols.org/v2#inline</a>	The region specified by this <a href="#">Location</a> is on the <a href="#">elements</a> of a <a href="#">Sequence</a> .
<a href="http://sbols.org/v2#reverseComplement">http://sbols.org/v2#reverseComplement</a>	The region specified by this <a href="#">Location</a> is on the reverse-complement translation of the <a href="#">elements</a> of a <a href="#">Sequence</a> . The exact nature of this translation depends on the <a href="#">encoding</a> of the <a href="#">Sequence</a> .

**Table 6:** REQUIRED URIs for the [orientation](#) property

### Range

A [Range](#) object specifies a region via discrete, inclusive [start](#) and [end](#) positions that correspond to indices for characters in the [elements String](#) of a [Sequence](#).

Note that the index of the first location is 1, as is typical practice in biology, rather than 0, as is typical practice in computer science.

#### The start property

The [start](#) property specifies the inclusive starting position of the [Range](#). This property is REQUIRED and MUST contain an [Integer](#) value greater than zero.

#### The end property

The [end](#) property specifies the inclusive ending position of the [Range](#). This property is REQUIRED and MUST contain an [Integer](#) value greater than zero. In addition, this [Integer](#) value MUST be greater than or equal to that of the [start](#) property.

### Serialization

The serialization of a [Range](#) MUST have the following form:

```
<sbol:Range rdf:about="...">
  ... properties inherited from identified ...
  one      <sbol:start>...</sbol:start> element
  one      <sbol:end>...</sbol:end> element
  zero or one <sbol:orientation rdf:resource="..."> element
</sbol:Range>
```

The example below shows the serialization of a [Range](#) object. It specifies the region between the inclusive positions 56 and 68, with an [orientation](#) of “inline.”

```
<sbol:Range rdf:about="http://partsregistry.org/cd/BBa_F2620/anno2/range">
  <sbol:persistentIdentity rdf:resource="http://partsregistry.org/cd/BBa_F2620/anno2/range"/>
  <sbol:displayId>range</sbol:displayId>
  <sbol:start>56</sbol:start>
  <sbol:end>68</sbol:end>
  <sbol:orientation rdf:resource="http://sbols.org/v2#inline"/>
</sbol:Range>
```

### Cut

The [Cut](#) class has been introduced to enable the specification of a region between two discrete positions. This specification is accomplished using the [at](#) property, which specifies a discrete position that that corresponds to the index of a character in the [elements String](#) of a [Sequence](#) (except in the case when [at](#) is equal to zero—see below).



### The at property

The **at** property is REQUIRED and MUST contain an **Integer** value greater than or equal to zero. The region specified by the **Cut** is between the position specified by this property and the position that immediately follows it. When the **at** property is equal to zero, the specified region is immediately before the first discrete position or character in the **elements String** of a **Sequence**.

### Serialization

The serialization of a **Cut** MUST have the following form:

```
<sbol:Cut rdf:about="...">
  ... properties inherited from identified ...
  one      <sbol:at>...</sbol:at> element
  zero or one <sbol:orientation rdf:resource="..."> element
</sbol:Cut>
```

The example below shows the serialization of a **Cut** object. It specifies a region in between positions 10 and 11, with an **orientation** of “inline.”

```
<sbol:Cut rdf:about="http://partsregistry.org/cd/BBa_J23119/cutat10/cut">
<sbol:persistentIdentity rdf:resource="http://partsregistry.org/cd/BBa_J23119/cutat10/cut"/>
<sbol:displayId>cut</sbol:displayId>
<sbol:at>10</sbol:at>
<sbol:orientation rdf:resource="http://sbols.org/v2#inline"/>
</sbol:Cut>
```

### GenericLocation

While the **Range** and **Cut** classes are best suited to specifying regions on **Sequence** objects with IUPAC encodings, the **GenericLocation** class is included as a starting point for specifying regions on **Sequence** objects with different **encoding** properties and potentially nonlinear structure. This class can also be used to set the **orientation** of a **SequenceAnnotation** and any associated **Component** when their parent **ComponentDefinition** is a partial design that lacks a **Sequence**.

### Serialization

The serialization of a **GenericLocation** MUST have the following form:

```
<sbol:GenericLocation rdf:about="...">
  ... properties inherited from identified ...
  zero or one <sbol:orientation rdf:resource="..."> element
</sbol:GenericLocation>
```

The example below shows the serialization of a **GenericLocation** object with an **orientation** of “reverse complement”:

```
<sbol:GenericLocation rdf:about="http://www.partsregistry.org/Part:BBa_F2620/anno5/location">
  <sbol:orientation rdf:resource="http://sbols.org/v2#reverseComplement"/>
</sbol:GenericLocation>
```

## 7.7.6 SequenceConstraint

The **SequenceConstraint** class can be used to assert restrictions on the relative, sequence-based positions of pairs of **Component** objects contained by the same parent **ComponentDefinition**. The primary purpose of this class is to enable the specification of partially designed **ComponentDefinition** objects, for which the precise positions or orientations of their contained **Component** objects are not yet fully determined. Each **SequenceConstraint** includes the **restriction**, **subject**, and **object** properties.



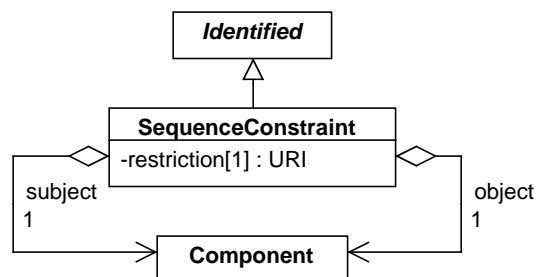


Figure 13: Diagram of the *SequenceConstraint* class and its associated properties.

### The *subject* property

The *subject* property is REQUIRED and MUST contain a [URI](#) that refers to a [Component](#) contained by the same parent [ComponentDefinition](#) that contains the [SequenceConstraint](#).

### The *object* property

The *object* property is REQUIRED and MUST contain a [URI](#) that refers to a [Component](#) contained by the same parent [ComponentDefinition](#) that contains the [SequenceConstraint](#). This [Component](#) MUST NOT be the same [Component](#) that the [SequenceConstraint](#) refers to via its *subject* property.

### The *restriction* property

The *restriction* property is REQUIRED and has a data type of [URI](#). This property MUST indicate the type of structural restriction on the relative, sequence-based positions or orientations of the *subject* and *object* [Component](#) objects. The [URI](#) value of this property SHOULD come from the RECOMMENDED [URIs](#) in [Table 7](#).

Restriction URI	Description
<a href="http://sbols.org/v2#precedes">http://sbols.org/v2#precedes</a>	The position of the <i>subject</i> <a href="#">Component</a> MUST precede that of the <i>object</i> <a href="#">Component</a> . If each one is associated with a <a href="#">SequenceAnnotation</a> , then the <a href="#">SequenceAnnotation</a> associated with the <i>subject</i> <a href="#">Component</a> MUST specify a region that starts before the region specified by the <a href="#">SequenceAnnotation</a> associated with the <i>object</i> <a href="#">Component</a> .
<a href="http://sbols.org/v2#sameOrientationAs">http://sbols.org/v2#sameOrientationAs</a>	The <i>subject</i> and <i>object</i> <a href="#">Component</a> objects MUST have the same orientation. If each one is associated with a <a href="#">SequenceAnnotation</a> , then the <a href="#">orientation URIs</a> of the <a href="#">Location</a> objects of the first <a href="#">SequenceAnnotation</a> MUST be among those of the second <a href="#">SequenceAnnotation</a> , and vice versa.
<a href="http://sbols.org/v2#oppositeOrientationAs">http://sbols.org/v2#oppositeOrientationAs</a>	The <i>subject</i> and <i>object</i> <a href="#">Component</a> objects MUST have opposite orientations. If each one is associated with a <a href="#">SequenceAnnotation</a> , then the <a href="#">orientation URIs</a> of the <a href="#">Location</a> objects of one <a href="#">SequenceAnnotation</a> MUST NOT be among those of the other <a href="#">SequenceAnnotation</a> .

Table 7: RECOMMENDED [URIs](#) for the *restriction* property.

### Serialization

The serialization of a [SequenceConstraint](#) MUST have the following form:

```

<sbol:SequenceConstraint rdf:about="...">
  ... properties inherited from identified ...
  one <sbol:restriction rdf:resource="..." /> element

```

```

one <sbol:subject rdf:resource="..."> element
one <sbol:object rdf:resource="..."> element
</sbol:SequenceConstraint>

```

The example below shows the serialization of a `SequenceConstraint` belonging to the `ComponentDefinition` of a LacI-repressible promoter. This `SequenceConstraint` has a “precedes” `restriction` that indicates that the `subject Component`, which represents the core of the promoter, is positioned before the `object Component`, which represents the LacI operator of the promoter.

```

<sbol:SequenceConstraint rdf:about="http://partsregistry.org/cd/BBa_K174004/r1">
  <sbol:persistentIdentity rdf:resource="http://partsregistry.org/cd/BBa_K174004/r1"/>
  <sbol:displayId>r1</sbol:displayId>
  <sbol:restriction rdf:resource="http://sbols.org/v2#precedes"/>
  <sbol:subject rdf:resource="http://partsregistry.org/cd/pspac"/>
  <sbol:object rdf:resource="http://partsregistry.org/cd/LacI_operator"/>
</sbol:SequenceConstraint>

```

## 7.8 Model

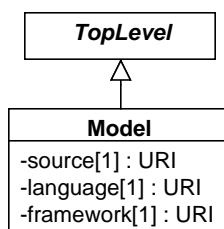


Figure 14: Diagram of the `Model` class and its associated properties.

The purpose of the `Model` class is to serve as a placeholder for an external computational model and provide additional meta-data to enable better reasoning about the contents of this model. In this way, there is minimal duplication of standardization efforts and users of SBOL can formalize the function of a `ModuleDefinition` in the language of their choice.

The meta-data provided by the `Model` class include the following properties: the `source` or location of the actual content of the model, the `language` in which the model is implemented, and the model’s `framework`.

### The source property

The `source` property is REQUIRED and MUST contain a `URI` reference to the source file for a model.

### The language property

The `language` property is REQUIRED and MUST contain a `URI` that specifies the language in which the model is implemented. It is RECOMMENDED that this `URI` refer to a term from the EMBRACE Data and Methods (EDAM) ontology. Table 8 provides a list of terms from this ontology and their `URIs`. If the `language` property of a `Model` is well-described by one these terms, then it MUST contain the `URI` for this term as its value.

### The framework property

The `framework` property is REQUIRED and MUST contain a `URI` that specifies the framework in which the model is implemented. It is RECOMMENDED this `URI` refer to a term from the modeling framework branch of the SBO when possible. A few suggested modeling frameworks and their corresponding `URIs` are shown in Table 9. If the

Model Language	URI for EDAM Term
SBML	<a href="http://identifiers.org/edam/format_2585">http://identifiers.org/edam/format_2585</a>
CellML	<a href="http://identifiers.org/edam/format_3240">http://identifiers.org/edam/format_3240</a>
BioPAX	<a href="http://identifiers.org/edam/format_3156">http://identifiers.org/edam/format_3156</a>

**Table 8:** Terms from the EDAM ontology to specify the *language* property of a *Model*.

*framework* property of a *Model* is well-described by one these terms, then it MUST contain the *URI* for this term as its value.

Framework	URI for SBO Term
Continuous	<a href="http://identifiers.org/biomodels.sbo/SBO:0000062">http://identifiers.org/biomodels.sbo/SBO:0000062</a>
Discrete	<a href="http://identifiers.org/biomodels.sbo/SBO:0000063">http://identifiers.org/biomodels.sbo/SBO:0000063</a>

**Table 9:** SBO terms to specify the *framework* property of a *Model*.

## Serialization

The serialization of a *Model* MUST have the following form:

```
<sbol:Model rdf:about="http://www.sbolstandard.org/examples/toggleswitch">
  ... properties inherited from identified ...
  one <sbol:source rdf:resource="..."> element
  one <sbol:language rdf:resource="..."> element
  one <sbol:framework rdf:resource="..."> element
</sbol:Model>
```

The example below shows the serialization of a *Model* object that refers to a quantitative model of a genetic toggle switch. The model is implemented in the SBML *language* and adheres to a continuous modeling *framework*. Lastly, the model can be retrieved from a model repository via its *source URI*, which is a URL.

```
<?xml version="1.0" ?>
<rdf:RDF xmlns:rdf="http://www.w3.org/1999/02/22-rdf-syntax-ns#" xmlns:dcterms="http://purl.org/dc/terms/" xmlns:prov="http://www.
  w3.org/ns/prov#" xmlns:sbol="http://sbols.org/v2#">
  <sbol:Model rdf:about="http://www.sbolstandard.org/examples/pIKE_Toggle_1">
    <sbol:persistentIdentity rdf:resource="http://www.sbolstandard.org/examples/pIKE_Toggle_1"/>
    <sbol:displayId>pIKE_Toggle_1</sbol:displayId>
    <dcterms:title>pIKE_Toggle_1 toggle switch</dcterms:title>
    <sbol:source rdf:resource="http://virtualparts.org/part/pIKE_Toggle_1"/>
    <sbol:language rdf:resource="http://identifiers.org/edam/format_2585"/>
    <sbol:framework rdf:resource="http://identifiers.org/biomodels.sbo/SBO:0000062"/>
  </sbol:Model>
</rdf:RDF>
```

## 7.9 ModuleDefinition

The *ModuleDefinition* class represents a grouping of structural and functional entities in a biological design. The primary usage of this class is to assert the molecular interactions and abstract function of its child entities.

As shown in Figure 15, these child entities are aggregated via the *functionalComponents* *modules* properties, while representation of their abstract function is accomplished via the *roles* property. More detailed descriptions of the function of a *ModuleDefinition* are provided by its *interactions* and *models* properties. Lastly, since *ModuleDefinition* objects can be more abstract and represent entities of engineering design rather than biology, they can have designated “inputs” and “outputs” expressed by the *direction* properties on its *FunctionalComponent*

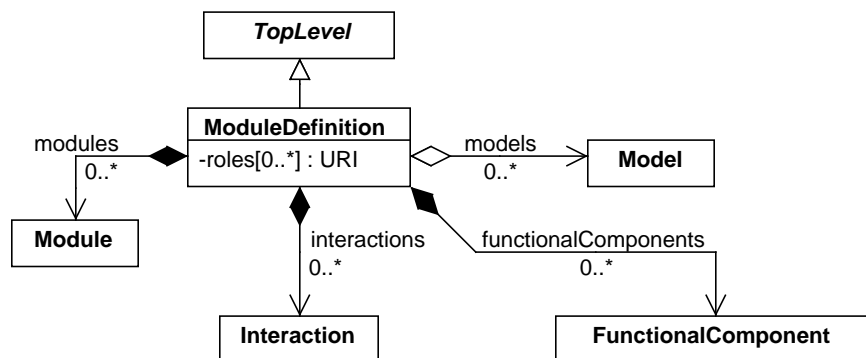


Figure 15: Diagram of the `ModuleDefinition` class and its associated properties.

objects.

### The `roles` property

The `roles` property is an OPTIONAL set of `URI`s that clarifies the intended function of a `ModuleDefinition`.

These `URI`s might identify descriptive biological roles, such as “metabolic pathway” and “signaling cascade,” but they can also identify “logical” roles, such as “inverter” or “AND gate”, or other abstract roles for describing the function of design. Interpretation of the meaning of such roles currently depends on the software tools that read and write them.

### The `modules` property

The `modules` property is OPTIONAL and MAY specify a set of `Module` objects contained by the `ModuleDefinition`. Note that the set of relations between `Module` and `ModuleDefinition` objects is strictly acyclic.

While the `ModuleDefinition` class is analogous to a specification sheet for a system of interacting biological elements, the `Module` class represents the occurrence of a particular subsystem within the system. Hence, this class allows a system design to include multiple instances of a subsystem, all defined by reference to the same `ModuleDefinition`. For example, consider the `ModuleDefinition` for a network of two-input repressor devices in which the particular repressors have not been chosen yet. This `ModuleDefinition` could contain multiple `Module` objects that refer to the same `ModuleDefinition` of an abstract two-input repressor device.

### The `functionalComponents` property

The `functionalComponents` property is OPTIONAL and MAY specify a set of `FunctionalComponent` objects contained by the `ModuleDefinition`.

Just as a `Module` represents an instance of a subsystem in the overall system represented by a `ModuleDefinition`, a `FunctionalComponent` represents an instance of a structural entity (represented by a `ComponentDefinition`) in the system. This concept allows a `ModuleDefinition` to assert different interactions for separate copies of the same structural entity if needed. For example, a `ModuleDefinition` might contain multiple `FunctionalComponent` objects that refer to the same promoter `ComponentDefinition`, but assert different interactions for these promoter copies based on their separate positions in another `ComponentDefinition` that represents the structure of the entire system.

### The `interactions` property

The `interactions` property is OPTIONAL and MAY specify a set of `Interaction` objects within the `ModuleDefinition`.

The [Interaction](#) class provides an abstract, machine-readable representation of entity behavior within a [ModuleDefinition](#) (whereas a more detailed model of the system might not be suited to machine reasoning, depending on its implementation). Each [Interaction](#) contains [Participation](#) objects that indicate the roles of the [FunctionalComponent](#) objects involved in the [Interaction](#).

### The *models* property

The `models` property is OPTIONAL and MAY specify a set of URI references to [Model](#) objects.

[Model](#) objects are placeholders that link [ModuleDefinition](#) objects to computational models of any format. A [ModuleDefinition](#) object can link to more than one [Model](#) since each might encode system behavior in a different way or at a different level of detail.

### Serialization

The serialization of [ModuleDefinition](#) has the following form:

```
<sbol:ModuleDefinition rdf:about="...">
  ... properties inherited from identified ...
  zero or more <sbol:role rdf:resource="..."> elements
  zero or more <sbol:model rdf:resource="..."> elements
  zero or more <sbol:functionalComponent>
    <sbol:FunctionalComponent rdf:about="...">...</sbol:FunctionalComponent >
  </sbol:functionalComponent> elements
  zero or more <sbol:module>
    <sbol:Module rdf:about="...">...</sbol:Module>
  </sbol:module> elements
  zero or more <sbol:interaction>
    <sbol:Interaction rdf:about="...">...</sbol:Interaction>
  </sbol:interaction> elements
</sbol:ModuleDefinition>
```

The example below shows a simple [ModuleDefinition](#) containing two components, a [FunctionalComponent](#) for a DNA sequence encoding constitutive expression of GFP and another for the GFP protein expressed from this sequence, plus an interaction describing that relation.

```
<sbol:ModuleDefinition rdf:about="http://sbolstandard.org/example/md/GFP_expression">
  <sbol:functionalComponent>
    <sbol:FunctionalComponent rdf:about="http://sbolstandard.org/example/md/GFP_expression/GFP_protein">
      <sbol:definition rdf:resource="http://sbolstandard.org/example/GFP"/>
      <sbol:access rdf:resource="http://sbols.org/v2#public"/>
      <sbol:direction rdf:resource="http://sbols.org/v2#output"/>
    </sbol:FunctionalComponent>
  </sbol:functionalComponent>
  <sbol:functionalComponent>
    <sbol:FunctionalComponent rdf:about="http://sbolstandard.org/example/md/GFP_expression/Constitutive_GFP">
      <sbol:definition rdf:resource="http://sbolstandard.org/example/GFP_generator"/>
      <sbol:access rdf:resource="http://sbols.org/v2#public"/>
      <sbol:direction rdf:resource="http://sbols.org/v2#none"/>
    </sbol:FunctionalComponent>
  </sbol:functionalComponent>
  <sbol:interaction>
    <sbol:Interaction rdf:about="http://sbolstandard.org/example/md/GFP_expression/express_GFP">
      ...
    </sbol:Interaction>
  </sbol:interaction>
</sbol:ModuleDefinition>
```

#### 7.9.1 Module

The [Module](#) class represents the usage or occurrence of a [ModuleDefinition](#) within a larger design (that is, another [ModuleDefinition](#)).

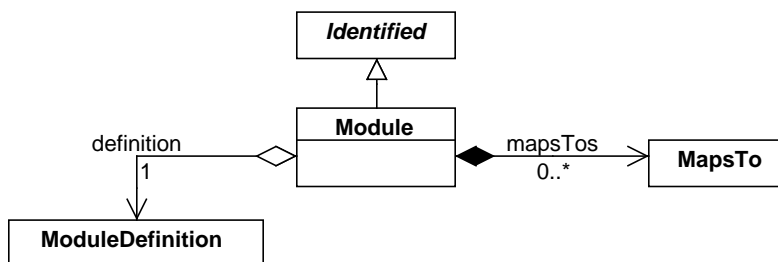


Figure 16: Diagram of the `Module` class and its associated properties.

### The `definition` property

The `definition` property is a REQUIRED URI that refers to the `ModuleDefinition` for the `Module`.

The `definition` property MUST NOT refer to the same `ModuleDefinition` as that which contains the `Module`. Furthermore, `Module` objects MUST NOT form a cyclical chain of references via their `definition` properties and the `ModuleDefinition` objects that contain them. For example, consider the `Module` objects *A* and *B* and the `ModuleDefinition` objects *X* and *Y*. The reference chain “*X* contains *A*, *A* is defined by *Y*, *Y* contains *B*, and *B* is defined by *X*” is cyclical.

### The `mapsTo` property

The `mapsTo` property is an OPTIONAL set of `MapsTo` objects that refer to and link `ComponentInstance` objects together within the heterarchy of `Module`, `ModuleDefinition`, `ComponentInstance`, and `ComponentDefinition` objects.

Section 7.7.3 contains a detailed description of the `MapsTo` class.

### Serialization

The serialization of `Modules` has the following form.

```

<sbol:Module rdf:about="...">
  ... properties inherited from identified ...
  one <sbol:definition rdf:resource="..."> element
  zero or more <sbol:mapsTo>
    <sbol:MapsTo rdf:about="...">...</sbol:MapsTo>
    </sbol:mapsTo> element
</sbol:Module>
  
```

The example below specifies a TetR inverter that is being used as a part of a genetic toggle switch:

```

<sbol:Module rdf:about="http://sbolstandard.org/example/toggle_switch/tetr_inverter">
  <sbol:definition rdf:resource="http://sbolstandard.org/example/tetr_inverter"/>
  ...
</sbol:Module>
  
```

## 7.9.2 FunctionalComponent

A `FunctionalComponent` is an instance of a `ComponentDefinition` being used as part of a `ModuleDefinition`. The `ModuleDefinition` describes how that describes how the `FunctionalComponent` interacts with others and summarizes their aggregate function.

The `FunctionalComponent` class inherits from the `ComponentInstance` class and therefore has the `definition`, `access`, and `mapsTo` properties. In addition, it has a `direction` property that specifies whether it serves as an

input, output, both, or neither with regards to the `ModuleDefinition` that contains it.

### The *direction* property

Each `FunctionalComponent` MUST specify via the `direction` property whether it serves as an input, output, both, or neither for its parent `ModuleDefinition` object. The value for this property MUST be one of the URIs given in Table 10.

Direction URI	Description
<a href="http://sbols.org/v2#in">http://sbols.org/v2#in</a>	Indicates that the <code>FunctionalComponent</code> is an input.
<a href="http://sbols.org/v2#out">http://sbols.org/v2#out</a>	Indicates that the <code>FunctionalComponent</code> is an output.
<a href="http://sbols.org/v2#inout">http://sbols.org/v2#inout</a>	Indicates that the <code>FunctionalComponent</code> is both an input and output
<a href="http://sbols.org/v2#none">http://sbols.org/v2#none</a>	Indicates that the <code>FunctionalComponent</code> is neither an input or output.

Table 10: REQUIRED URIs for the *direction* property.

The `direction` property is a means to encode how a designer thinks about the “purpose” of a connection in a system. In SBOL, such a connection is represented with a `FunctionalComponent`, and a system is represented as with a `ModuleDefinition`. For example, consider a system that has been designed to sense the concentration of the cell-to-cell signaling molecule 3OC<sub>6</sub>HSL and report it via the concentration of another gene product. In this system, the concentration of 3OC<sub>6</sub>HSL is being sensed by the system, so the `FunctionalComponent` for 3OC<sub>6</sub>HSL would have a `direction` of “input.” In turn, the concentration of the reporter gene product is intended to be read/consumed by other biological systems, so the `FunctionalComponent` for this product would have a `direction` of “output.” The CDS encoding the product, however, is not intended to directly transfer information into or out of the `ModuleDefinition` for the system, so its `FunctionalComponent` would have a `direction` of “neither.”

### Serialization

The serialization of a `FunctionalComponent` has the following form.

```
<sbol:FunctionalComponent rdf:about="...">
  ... properties inherited from identified ...
  one      <sbol:definition rdf:resource="..."> element
  one      <sbol:access rdf:resource="..."> element
  one      <sbol:direction rdf:resource="..."> element
  zero or more <sbol:mapsTo rdf:resource="..."> elements
</sbol:FunctionalComponent>
```

In the example below, the functional component is defined as a public input/output. The component refers to the `Part:BBa_R0010` promoter from the iGEM Parts Registry.

```
<sbol:FunctionalComponent rdf:about="http://sbolstandard.org/example/laci_inverter/promoter">
  <sbol:definition rdf:resource="http://www.partsregistry.org/BBa_R0010"/>
  <sbol:access rdf:resource="http://sbols.org/v2#public"/>
  <sbol:direction rdf:resource="http://sbols.org/v2#inout"/>
</sbol:FunctionalComponent>
```

### 7.9.3 Interaction

The `Interaction` class provides more detailed description of how the `FunctionalComponent` objects of a `ModuleDefinition` are intended to work together. For example, this class can be used to represent different forms of genetic regulation (e.g., transcriptional activation or repression), processes from the central dogma of biology (e.g. transcription and translation), and other basic molecular interactions (e.g., non-covalent binding or enzymatic phosphorylation). Each `Interaction` includes a `types` property that refers to descriptive ontology terms and a `participations` property that describes which `FunctionalComponent` objects participate in the `Interaction`.

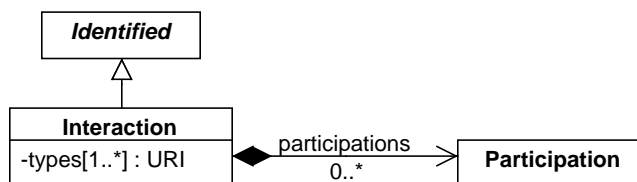


Figure 17: Diagram of the [Interaction](#) class and its associated properties.

### The types property

The [types](#) property is a REQUIRED set of [URI](#)s that describes the behavior represented by an [Interaction](#).

The [types](#) property MUST contain one or more [URI](#)s that MUST identify terms from appropriate ontologies. It is RECOMMENDED that at least one of the [URI](#)s contained by the [types](#) property refer to a term from the occurring entity branch of the Systems Biology Ontology (SBO). (See <http://www.ebi.ac.uk/sbo/main/>) [Table 11](#) provides a list of possible SBO terms for the [types](#) property and their corresponding [URI](#)s.

Interaction Type	URI for SBO Term
Inhibition	<a href="http://identifiers.org/biomodels.sbo/SBO:0000169">http://identifiers.org/biomodels.sbo/SBO:0000169</a>
Stimulation	<a href="http://identifiers.org/biomodels.sbo/SBO:0000170">http://identifiers.org/biomodels.sbo/SBO:0000170</a>
Genetic Production	<a href="http://identifiers.org/biomodels.sbo/SBO:0000589">http://identifiers.org/biomodels.sbo/SBO:0000589</a>
Non-Covalent Binding	<a href="http://identifiers.org/biomodels.sbo/SBO:0000177">http://identifiers.org/biomodels.sbo/SBO:0000177</a>

Table 11: SBO terms to specify the [types](#) property of an [Interaction](#).

If an [Interaction](#) is well described by one of the terms from [Table 11](#), then its [types](#) property MUST contain the [URI](#) that identifies this term. Lastly, if the [types](#) property of an [Interaction](#) contains multiple [URI](#)s, then they MUST identify non-conflicting terms. For example, the SBO terms “stimulation” and “inhibition” would conflict.

### The participations property

The [participations](#) property is an OPTIONAL and MAY contain a set of [Participation](#) objects, each of which identifies the [roles](#) that its referenced [FunctionalComponent](#) plays in the [Interaction](#).

Even though an [Interaction](#) generally contains at least one [Participation](#), the case of zero [Participation](#) objects is allowed because it is plausible that a designer might want to specify that an [Interaction](#) will exist, even if its [participants](#) have not yet been determined.

### Serialization

The serialization of an [Interaction](#) has the following form.

```

<sbol:Interaction rdf:about="...">
  ... properties inherited from identified ...
  one or more <sbol:type rdf:resource="..."> elements
  zero or more <sbol:participation>
    <sbol:Participation rdf:about="...">...</sbol:Participation>
    </sbol:participation> elements
</sbol:Interaction>
  
```

The example below shows an [Interaction](#) representing an inhibition relationship (SBO:0000169) between a repressor (SBO:0000020, full [Participation](#) details shown) and a promoter:



```

1 <sbol:Interaction rdf:about="http://sbolstandard.org/example/laci_inverter/LacI_pLacI">
2   <sbol:type rdf:resource="http://identifiers.org/biomodels.sbo/SBO:0000169"/>
3   <sbol:participation>
4     <sbol:Participation rdf:about="http://sbolstandard.org/example/laci_inverter/LacI_pLacI/P03023">
5       <sbol:role rdf:resource="http://identifiers.org/biomodels.sbo/SBO:0000020"/>
6       <sbol:participant rdf:resource="http://sbolstandard.org/example/laci_inverter/TF"/>
7     </sbol:Participation>
8   </sbol:participation>
9   <sbol:participation>
10     <sbol:Participation rdf:about="...">
11       ...
12     </sbol:Participation>
13   </sbol:participation>
14 </sbol:Interaction>
15

```

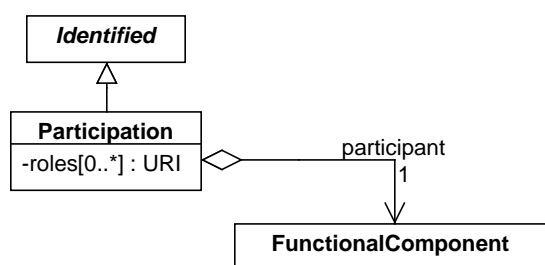


Figure 18: Diagram of the *Participation* class and its associated properties.

## 7.9.4 Participation

Each *Participation* represents how a particular *FunctionalComponent* behaves in its parent *Interaction*.

### The *roles* property

The *roles* property is an OPTIONAL set of URIs that describes the behavior of a *Participation* (and by extension its referenced *FunctionalComponent*) in the context of its parent *Interaction*.

The *roles* property MAY contain one or more URIs that MUST identify terms from appropriate ontologies. It is RECOMMENDED that at least one of the URIs contained by the *types* property refer to a term from the participant role branch of the SBO. Table 12 provides a list of possible SBO terms for the *roles* property and their corresponding URIs.

Participation Role	URI for SBO Term
Inhibitor	<a href="http://identifiers.org/biomodels.sbo/SBO:0000020">http://identifiers.org/biomodels.sbo/SBO:0000020</a>
Stimulator	<a href="http://identifiers.org/biomodels.sbo/SBO:0000459">http://identifiers.org/biomodels.sbo/SBO:0000459</a>
Reactant	<a href="http://identifiers.org/biomodels.sbo/SBO:0000010">http://identifiers.org/biomodels.sbo/SBO:0000010</a>
Product	<a href="http://identifiers.org/biomodels.sbo/SBO:0000011">http://identifiers.org/biomodels.sbo/SBO:0000011</a>
Ligand	<a href="http://identifiers.org/biomodels.sbo/SBO:0000280">http://identifiers.org/biomodels.sbo/SBO:0000280</a>
Non-Covalent Complex	<a href="http://identifiers.org/biomodels.sbo/SBO:0000253">http://identifiers.org/biomodels.sbo/SBO:0000253</a>

Table 12: SBO terms to specify the *roles* property of a *Participation*.

If a *Participation* is well described by one of the terms from Table 12, then its *roles* property MUST contain the URI that identifies this term. Lastly, if the *roles* property of a *Participation* contains multiple URIs, then they

MUST identify non-conflicting terms. For example, the SBO terms “stimulator” and “inhibitor” would conflict.

### The participant property

The `participant` property MUST specify precisely one `FunctionalComponent` object that plays the designated role in its parent `Interaction` object.

### Serialization

The serialization of `Participation` objects has the following form.

```
<sbol:Participation rdf:about="...">
  ... properties inherited from identified ...
  zero or more <sbol:role rdf:resource="..." /> elements
  one <sbol:participant rdf:resource="..." /> element
</sbol:Participation>
```

In the example below, the role of participating `FunctionalComponent` is defined to be `inhibitor`, using the SBO:0000020 term. This component is specified using the `participant` property of the `Participation` entity.

```
<sbol:Participation rdf:about="http://sbolstandard.org/example/laci_inverter/LacI_pLacI/P03023">
  <sbol:role rdf:resource="http://identifiers.org/biomodels.sbo/SBO:0000020"/>
  <sbol:participant rdf:resource="http://sbolstandard.org/example/laci_inverter/TF"/>
</sbol:Participation>
```

## 7.10 Collection

The `Collection` class is a class that groups together a set of `TopLevel` objects that have something in common. Some examples of `Collection` objects:

- Results of a query to find all `ComponentDefinition` objects in a repository that function as promoters.
- A set of `ModuleDefinition` objects representing a library of genetic logic gates.
- A `ModuleDefinition` for a complex design, and all of the `ModuleDefinition`, `ComponentDefinition`, `Sequence`, and `Model` objects used to provide its full specification.

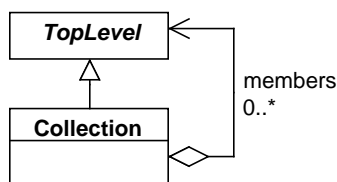


Figure 19: Diagram of the `Collection` class and its associated properties.

### The members property

The `members` property of a `Collection` is OPTIONAL and MAY contain a set of `URI` references to zero or more `TopLevel` objects.

## Serialization

The serialization of a [Collection](#) has the following form:

```
<sbol:Collection rdf:about="...">
  ... properties inherited from identified ...
  zero or more <sbol:member rdf:resource="..."> element
</sbol:Collection>
```

The example below shows the serialization of a [Collection](#) object grouping together a library of constitutive promoters.

```
<?xml version="1.0" ?>
<rdf:RDF xmlns:rdf="http://www.w3.org/1999/02/22-rdf-syntax-ns#" xmlns:dcterms="http://purl.org/dc/terms/" xmlns:prov="http://www.
w3.org/ns/prov#" xmlns:sbol="http://sbols.org/v2#">
  <sbol:Collection rdf:about="http://parts.igem.org/Promoters/Catalog/Anderson">
    <sbol:persistentIdentity rdf:resource="http://parts.igem.org/Promoters/Catalog/Anderson"/>
    <sbol:displayId>Anderson</sbol:displayId>
    <dcterms:title>Anderson promoters</dcterms:title>
    <dcterms:description>The Anderson promoter collection</dcterms:description>
    <sbol:member rdf:resource="http://partsregistry.org/Part:BBa_J23119"/>
    ...
    <sbol:member rdf:resource="http://partsregistry.org/Part:BBa_J23118"/>
  </sbol:Collection>
</rdf:RDF>
```

## 7.11 Annotation and Extension of SBOL

SBOL does not currently represent all types of biological design data, since many of these data types (e.g., biological context and design performance metrics) lack a clear consensus on their proper representation. In addition, some types of biological data are not directly relevant to design and are therefore outside of the scope of SBOL.

To enable representation of these data, SBOL allows developers to embed custom data within SBOL objects and documents, such that these data can be exchanged without being damaged or lost. This annotation and extension mechanism is designed to enable new types of data to be easily incorporated into the SBOL standard once there is community consensus on their proper representation.

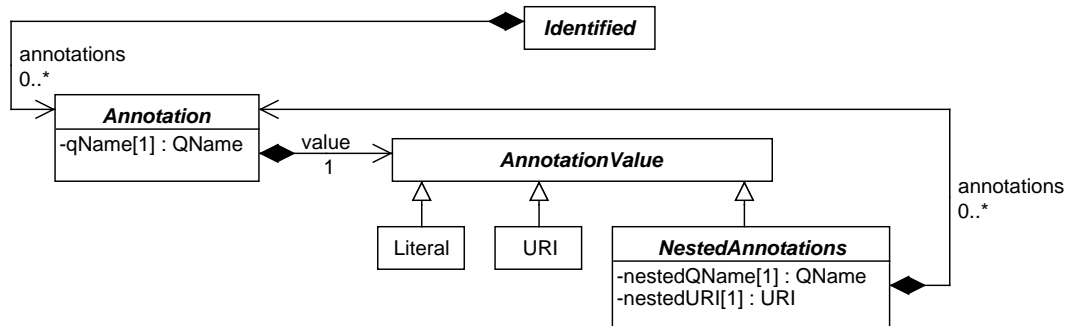
Several methods are supported for connecting the SBOL data model with other types of application-specific data:

- Custom data can be added to an SBOL object by annotating that object with non-conflicting properties. These properties could contain [literal](#) data types such as [Strings](#) or [URIs](#) that require a resolution mechanism to obtain external data. An example is annotating a [ComponentDefinition](#) with a property that contains a [String](#) description and [URI](#) for the parts registry from which its source data was originally imported.
- Custom data in the form of independent objects can be added to an SBOL document by creating [GenericTopLevel](#) objects and annotating them as described above. An example is a [GenericTopLevel](#) object that is annotated such that it represents a data sheet that describes the performance of a [ModuleDefinition](#) in a particular context.
- Finally, just as custom objects can be embedded in an SBOL document, external documents can embed or refer to SBOL objects. Support for this last case is not explicitly provided in this specification. Rather, this case depends on the external non-SBOL system managing its relationship to SBOL and data serialized in RDF/XML, and is included here for completeness.

### 7.11.1 Annotating SBOL objects

Each [Identified](#) object MAY contain any number of [Annotation](#) objects that store data in the form of name/value property pairs. The [qName](#) is REQUIRED and MUST contain a [QName](#), which is composed of a namespace, an

OPTIONAL prefix, and a local name. The `qName` property MUST be stored in the data model to allow for proper serialization as described below. The `value` property is also REQUIRED and MUST contain a `literal` (i.e., a `String`, `Integer`, `Double`, `Boolean`), `URI`, or `NestedAnnotations` object. A `NestedAnnotations` object MUST contain `nestedQName` and `nestedURI` properties, and it MAY contain an `annotations` property that contains zero or more `Annotation` objects.



**Figure 20:** Diagram of the `Annotation` class and its association with `Identified` and `AnnotationValue` objects, which is used for annotating SBOL entities with application specific data.

## Serialization

The serialization of an `Annotation` has the following form:

```

<?xml version="1.0" ?>
<rdf:RDF xmlns:rdf="http://www.w3.org/1999/02/22-rdf-syntax-ns#"
  xmlns:sbol="http://sbols.org/v2#"
  xmlns:prefix1="NAMESPACE_1"
  xmlns:prefix2="NAMESPACE_2"
  xmlns:nestedObjectPrefix="A_NESTED_OBJECT_NAMESPACE"
  ...
>
<sbol:A_TOPLEVELOBJECT rdf:about="...">
  ...
  zero or more <prefix1:LOCAL_NAME_1>A_LITERAL</prefix1:LOCAL_NAME_1> elements
  zero or more <prefix1:LOCAL_NAME_2 rdf:resource=URI/> elements
  zero or more <prefix2:LOCAL_NAME_3>
    <nestedObjectPrefix:NESTED_LOCAL_NAME rdf:about="...">
      ...
    </nestedObjectPrefix:NESTED_LOCAL_NAME>
  </prefix2:LOCAL_NAME_3> elements
</sbol:A_TOPLEVELOBJECT>
  
```

The `qName` property specifies a namespace, prefix, and local part/name. The use of such qualified names is described in detail by the W3C (<http://www.w3.org/TR/1999/REC-xml-names-19990114/#ns-using>). Essentially, the "xmlns" property defines the prefix `String` to use as an alias for the namespace. The prefix can be any `String`. Its use is OPTIONAL, since it simply replaces the full namespace, thereby making the serialization easier for a human to read.

The first form of `Annotation` shown above is for an `Annotation` that contains a `literal` as its `value`. The second form is for an `Annotation` that contains a `URI` as its value. Finally, the third form is for an `Annotation` that contains a `NestedAnnotations` object as its value. In the last case, the `nestedQName` property specifies the nested namespace, nested prefix, and nested local part/name, while the `nestedURI` property species the `URI` for the

`NestedAnnotations` object.

The example below shows how the serialization for a promoter `ComponentDefinition` can be annotated with custom data. `Annotations` are added containing the relevant information from the iGEM Parts Registry. Each property serialization of an `Annotation` is qualified with the `http://www.partsregistry.org/` namespace, which is prefixed using `pr`. The first `Annotation` is named `pr:group`. It specifies the iGEM group that has designed the promoter and has a `String` value. The second `Annotation` is named `pr:experience`. It contains a `URI` value that is serialized as an RDF resource and can be resolved to the information Web page on the Parts Registry for the promoter. Finally, the third `Annotation` is named `pr:information`. It contains a `NestedAnnotations` object that is serialized as shown and includes information about the regulatory details of the promoter using `Annotations` that correspond to Parts Registry categories.

```
<?xml version="1.0" ?>
<rdf:RDF xmlns:pr="http://partsregistry.org" xmlns:rdf="http://www.w3.org/1999/02/22-rdf-syntax-ns#" xmlns:dcterms="http://purl.
  org/dc/terms/" xmlns:prov="http://www.w3.org/ns/prov#" xmlns:sbol="http://sbols.org/v2#">
  <sbol:ComponentDefinition rdf:about="http://partsregistry.org/cd/BBa_J23119">
    <sbol:persistentIdentity rdf:resource="http://partsregistry.org/cd/BBa_J23119"/>
    <sbol:displayId>BBa_J23119</sbol:displayId>
    <pr:group>iGEM2006_Berkeley</pr:group>
    <pr:experience rdf:resource="http://parts.igem.org/cgi/partsdb/part_info.cgi?part_name=BBa_J23119"/>
    <pr:information>
      <pr:Information rdf:about="http://parts.igem.org/cgi/partsdb/part_info.cgi?part_name=BBa_J23119">
        <pr:sigmafactor>//rnap/prokaryote/ecoli/sigma70</pr:sigmafactor>
        <pr:regulation>//regulation/constitutive</pr:regulation>
      </pr:Information>
    </pr:information>
    <dcterms:title>J23119</dcterms:title>
    <dcterms:description>Constitutive promoter</dcterms:description>
    <sbol:type rdf:resource="http://www.biopax.org/release/biopax-level3.owl#DnaRegion"/>
    <sbol:role rdf:resource="http://identifiers.org/so/SO:0000167"/>
  </sbol:ComponentDefinition>
</rdf:RDF>
```

## 7.11.2 GenericTopLevel

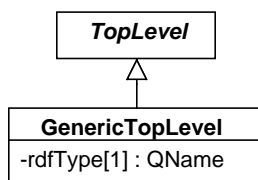
Custom data can also be embedded at the top level of an SBOL document. The `GenericTopLevel` class is used to represent top-level entities whose purpose is to contain a set of annotations that are independent of any other class of SBOL object. Entities that have independent existence and are not recognized by the SBOL standard are deserialized to `GenericTopLevel` objects. These `GenericTopLevel` objects can be safely used by tools to exchange non-SBOL data.

As with other `TopLevel` objects, `GenericTopLevel` objects MAY include the properties `displayId`, `name`, `description`, etc. The type of data annotating a `GenericTopLevel` object is indicated using the REQUIRED `rdfType` property, which MUST contain a `QName`. As before with the `qName` property, the `rdfType` property is used to set the namespace, prefix, and local part/name during serialization.

### Serialization

The serialization of the `GenericTopLevel` class has the following form, where the prefix, namespace, and local part/name are defined by the `rdfType` property:

```
<?xml version="1.0" ?>
<rdf:RDF xmlns:rdf="http://www.w3.org/1999/02/22-rdf-syntax-ns#"
  xmlns:sbol="http://sbols.org/v2#"
  xmlns:applicationPrefix="APPLICATION_NAMESPACE"
  ...
>
```



**Figure 21:** Diagram of the `GenericTopLevel` class and its associated properties, which is used for embedding externally defined entities into SBOL documents.

```

<applicationPrefix:APPLICATION_OBJECT_NAME rdf:about="...">
  ... properties inherited from identified ...
  ... any non-conflicting application-specific properties ...
</applicationPrefix:APPLICATION_OBJECT_NAME>
  
```

1  
2  
3  
4  
5

The example below shows how a datasheet object can be added to an SBOL document using the `GenericTopLevel` class. The J23119 promoter `ComponentDefinition` is annotated with the `myapp:datasheet` property that contains the URI of a `TopLevel` Datasheet object. The Datasheet object is further annotated with the transcription rate and URI for the actual characterization data using the `myapp:transcriptionRate` and `myapp:characterizationData` properties, respectively. As specified by their `rdfType` and `qName` properties, the `TopLevel` Datasheet object and all `Annotation` objects in this example are serialized with the custom `http://www.myapp.org/` namespace and `myapp` prefix.

6  
7  
8  
9  
10  
11  
12

```

<?xml version="1.0" ?>
<rdf:RDF xmlns:myapp="http://www.myapp.org/" xmlns:rdf="http://www.w3.org/1999/02/22-rdf-syntax-ns#" xmlns:dcterms="http://purl.org/dc/terms/" xmlns:prov="http://www.w3.org/ns/prov#" xmlns:sbol="http://sbols.org/v2#"
  <sbol:ComponentDefinition rdf:about="http://www.partsregistry.org/cd/BBa_J23119">
    <sbol:persistentIdentity rdf:resource="http://www.partsregistry.org/cd/BBa_J23119"/>
    <sbol:displayId>BBa_J23119</sbol:displayId>
    <prov:wasDerivedFrom rdf:resource="http://www.partsregistry.org/Part:BBa_J23119"/>
    <myapp:datasheet rdf:resource="http://www.partsregistry.org/gen/datasheet1"/>
    <dcterms:title>J23119</dcterms:title>
    <dcterms:description>Constitutive promoter</dcterms:description>
    <sbol:type rdf:resource="http://www.biopax.org/release/biopax-level3.owl#DnaRegion"/>
    <sbol:role rdf:resource="http://identifiers.org/so/SO:0000167"/>
  </sbol:ComponentDefinition>
  <myapp:Datasheet rdf:about="http://www.partsregistry.org/gen/datasheet1">
    <sbol:persistentIdentity rdf:resource="http://www.partsregistry.org/gen/datasheet1"/>
    <sbol:displayId>datasheet1</sbol:displayId>
    <myapp:characterizationData rdf:resource="http://www.myapp.org/measurement/1"/>
    <myapp:transcriptionRate>1</myapp:transcriptionRate>
    <dcterms:title>Datasheet 1</dcterms:title>
  </myapp:Datasheet>
</rdf:RDF>
  
```

## 8 Mapping Between SBOL 1.1 and SBOL 2.0

Figure 22 depicts the mapping of SBOL 1.1 classes to SBOL 2.0 classes, indicating corresponding classes/properties by color. The SBOL 2.0 `Model` and `ModuleDefinition` classes have no SBOL 1.1 equivalent, and thus are not shown. In particular:

- SBOL 1.1 `Collection` objects containing `DnaComponent` objects map to SBOL 2.0 `Collection` objects that contain `ComponentDefinition` objects with DNA `types` properties.
- SBOL 1.1 `DnaComponent` objects maps to SBOL 2.0 `ComponentDefinition` objects with DNA `types` properties.
- SBOL 1.1 `DnaSequence` objects maps to an SBOL 2.0 `Sequence` objects with IUPAC DNA `encoding` properties.
- SBOL 1.1 `SequenceAnnotation` objects with `bioStart` and `bioEnd` properties map to SBOL 2.0 `SequenceAnnotation` objects that contain `Range` objects.
- SBOL 1.1 `SequenceAnnotation` objects that lack `bioStart` and `bioEnd` properties map to an SBOL 2.0 `SequenceAnnotation` objects that contain `GenericLocation` objects.
- Each SBOL 1.1 `SequenceAnnotation` also maps to an SBOL 2.0 `Component`, which represents the instantiation or usage of the appropriate `ComponentDefinition`.
- Each SBOL 1.1 `precedes` property maps to an SBOL 2.0 `SequenceConstraint` that specifies a `precedes` `restriction` property.

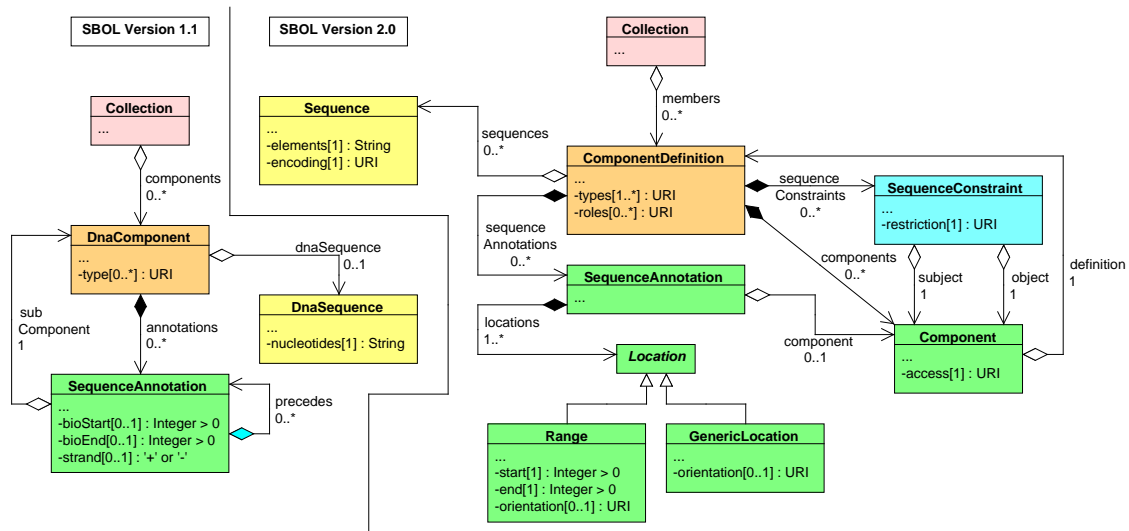
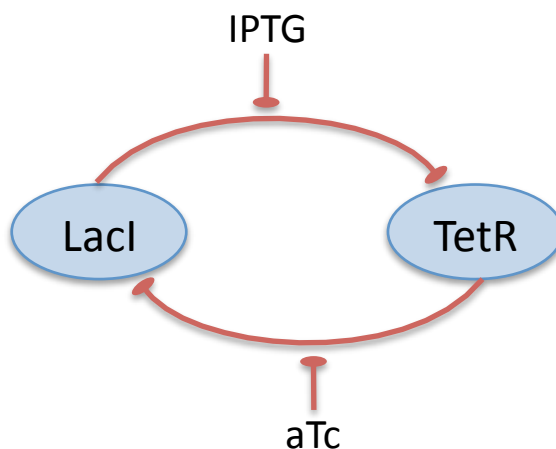


Figure 22: The mapping from the SBOL 1.1 data model to the SBOL 2.0 data model, indicating corresponding classes/properties by color.

## 9 Data Model Examples

This section illustrates how to use the SBOL data model by specifying the design of a LacI/TetR toggle switch similar to those constructed in [Gardner et al. \(2000\)](#). This design is visualized conceptually in [Figure 23](#) and in detail in [Figure 24](#).

Conceptually, the toggle switch is constructed from two mutually repressing genes. With repressors LacI and TetR, this results in a bi-stable system that will tend to settle into a state where precisely one of the two repressors is strongly expressed, repressing the other. Each of these repressors can have its activity disrupted by a small molecule (IPTG for LacI, aTc for TetR), which enables the system to be “toggled” from one state to the other by dosing it with the appropriate small molecule.



**Figure 23:** Conceptual diagram of LacI/TetR toggle switch: the LacI and TetR transcription factors are arranged to mutually repress each other's expression, creating a bi-stable system. Transition between the two states is triggered by the small-molecule signals aTc (which disrupts TetR repression) and IPTG (which disrupts LacI repression).

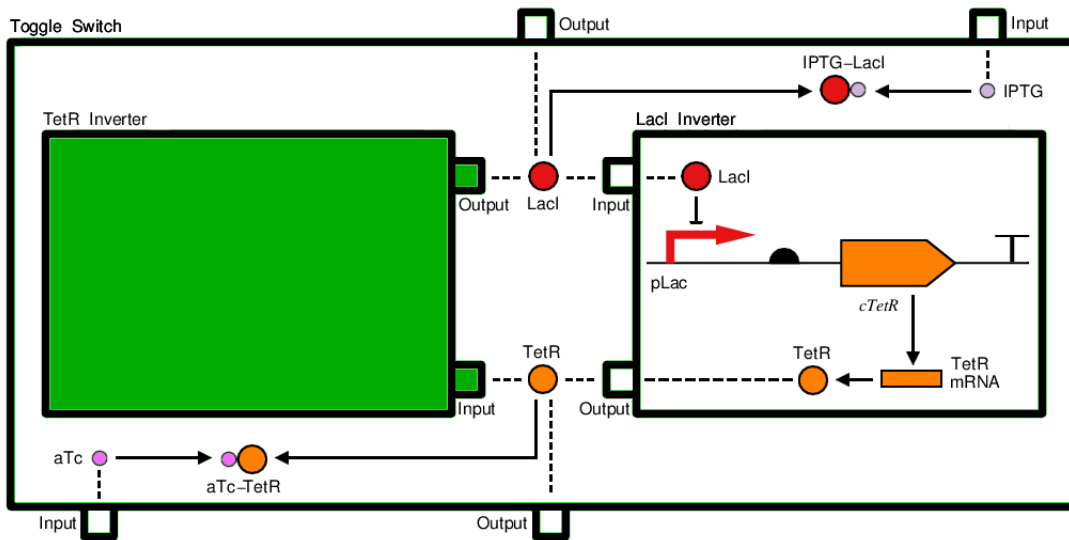
The LacI/TetR toggle switch is modeled in SBOL as two parallel hierarchies of structure and function. The structural hierarchy of the toggle switch is represented using [ComponentDefinitions](#):

- The base elements of the hierarchy are DNA components, transcription factor proteins, and small molecules. As an example, [Figure 25](#) is a UML diagram of the [ComponentDefinition](#) objects that represent these elements.
- Base elements are composed to form more complex structures at the top of the hierarchy, including genes and non-covalent complexes between transcription factor proteins and small molecules. As an example, [Figure 26](#) is a UML diagram of the composite [ComponentDefinition](#) objects that represent the TetR gene and IPTG-LacI complex.

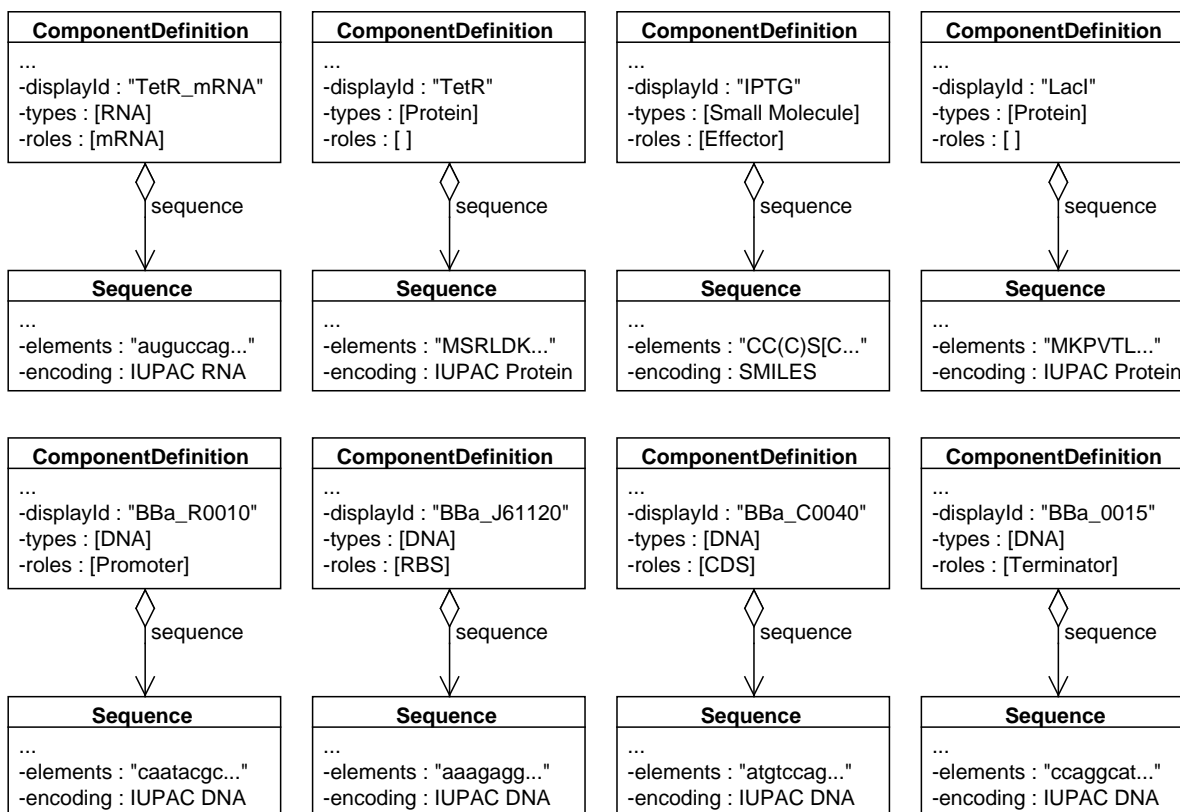
The functional hierarchy of the toggle switch is represented using [ModuleDefinitions](#):

- The base elements of the hierarchy are LacI-dependent repression of TetR expression (the LacI inverter) and TetR-dependent repression of LacI (the TetR inverter). As an example, [Figure 27](#) is a UML diagram of the [ModuleDefinition](#) that represents the LacI inverter.
- Base elements are composed to form the toggle switch at the top of the hierarchy. As an example, [Figure 28](#) is a UML diagram of the [ModuleDefinition](#) that represents the toggle switch.

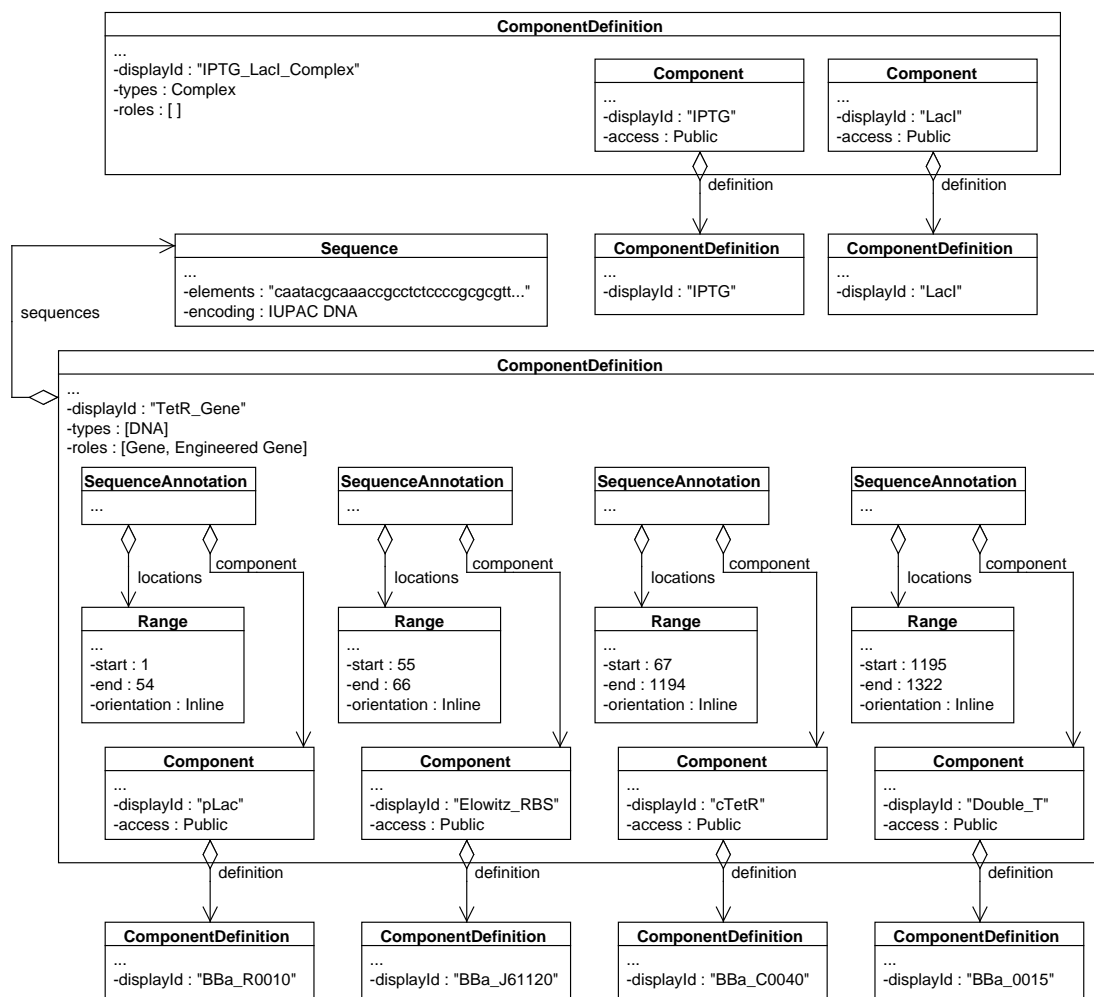




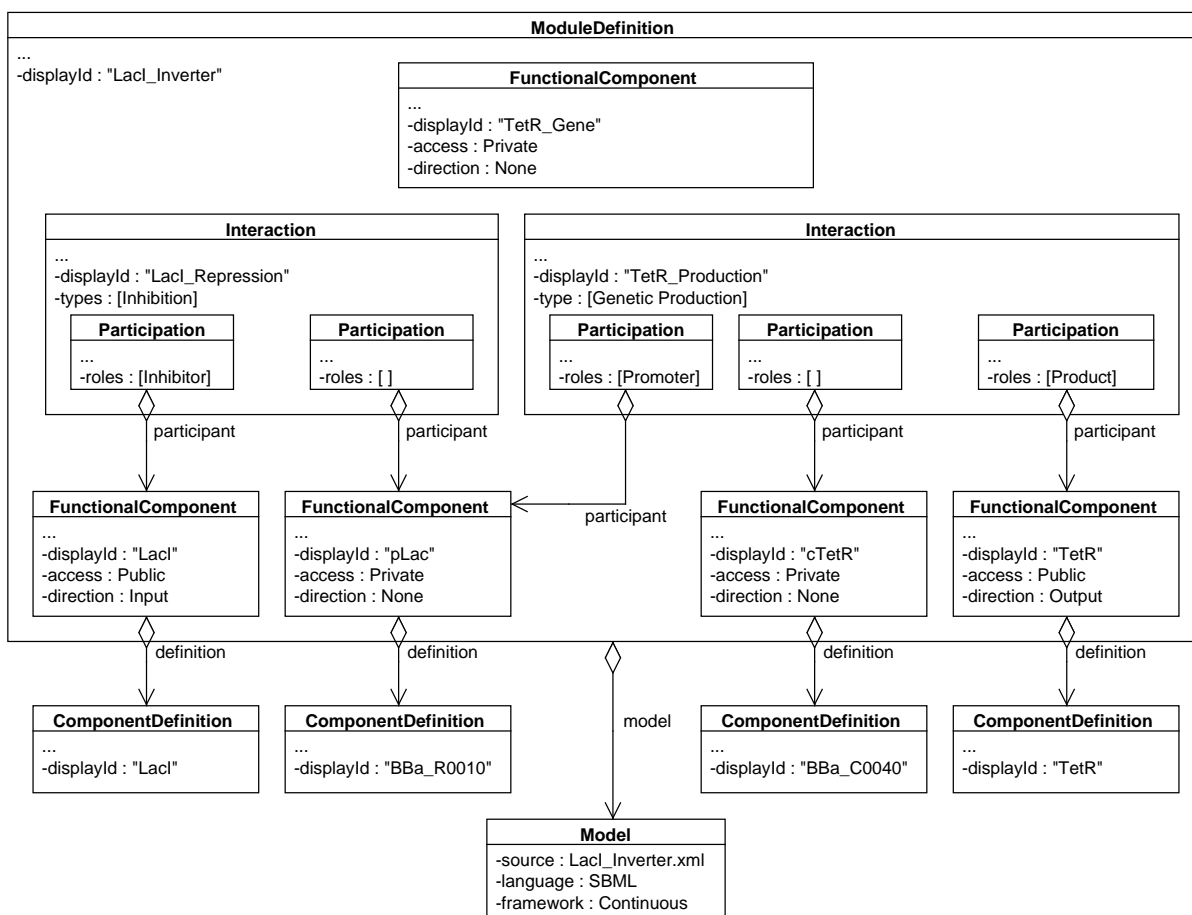
**Figure 24:** Design of a *Lacl*/*TetR* toggle switch. This design is composed of two inverter sub-designs, each containing a single gene. These genes mutually repress each other's expression via their encoded protein transcription factors, *Lacl* and *TetR*. Furthermore, both *Lacl* and *TetR* are bound by specific small molecules that sequester them and prevent them from acting as repressors. In this design, arrows represent different molecular interactions, including the repression of *pLac* by *Lacl*, the non-covalent binding of *IPTG* to *Lacl*, the transcription of *TetR* mRNA, and the translation of *TetR*. Dashed lines serve to map between transcription factors in the inverter sub-designs and those in the overall toggle switch design.



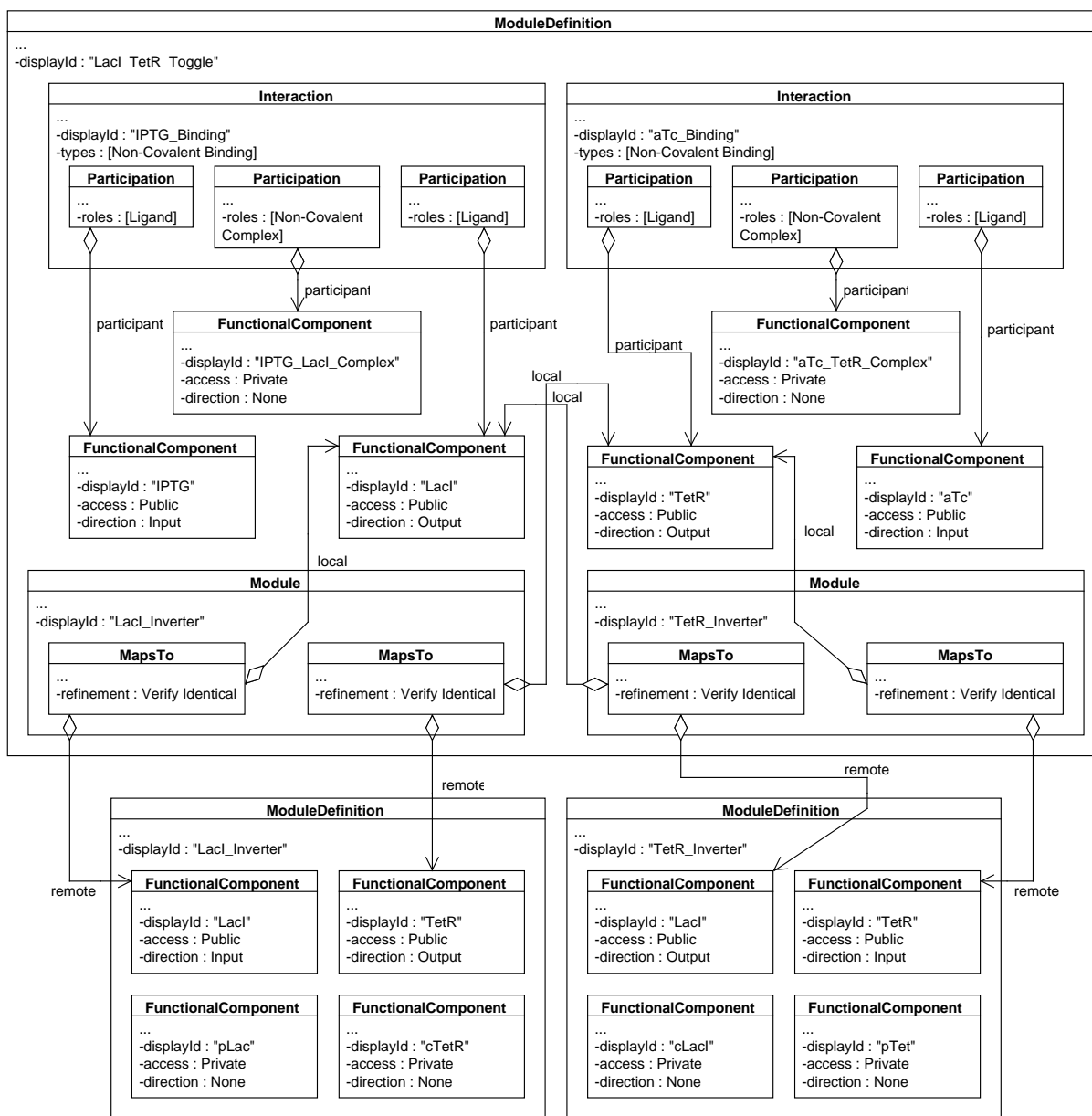
**Figure 25:** *ComponentDefinition* objects for the LacI inverter. These include *ComponentDefinition* objects based on DNA parts from the iGEM Parts Registry and *ComponentDefinition* objects that represent TetR mRNA, TetR, LacI, and IPTG. Each *ComponentDefinition* is associated with a *Sequence* that has an IUPAC DNA/RNA or IUPAC protein encoding, except the *ComponentDefinition* of IPTG, which is associated with a *Sequence* that has a SMILES encoding.



**Figure 26:** Composite *ComponentDefinition* objects for the LacI inverter. In the case of the *ComponentDefinition* that represents the TetR gene, its sub-*Component* objects are located as *Ranges* along its *Sequence* using *SequenceAnnotation* objects. The *ComponentDefinition* that represents the IPTG-LacI complex, however, has no *Sequence* and its sub-*Component* objects are composed without any data about their relative positions.



**Figure 27: ModuleDefinition of the LacI inverter.** This *ModuleDefinition* contains *FunctionalComponent* objects that instantiate the *ComponentDefinition* objects for the LacI/TetR transcription factors and TetR gene. The *FunctionalComponent* for the TetR gene as a whole does not participate in any *Interaction* and merely indicates that the function of the gene is described by the LacI inverter *ModuleDefinition*. The remaining *FunctionalComponent* objects participate in a repression *Interaction* and a genetic production *Interaction*, thereby indicating which biological structures carry out the function of the LacI inverter *ModuleDefinition*. In this case, the transcription and translation of TetR are represented as a single genetic production *Interaction* that abstracts away the presence of the intermediate TetR mRNA. In addition, this *ModuleDefinition* is also associated with a continuous *Model* written in the SBML source file "LacI\_Inverter.xml."



**Figure 28:** Composite **ModuleDefinition** of the LacI/TetR toggle switch. This **ModuleDefinition** contains the **Module** objects that instantiate LacI and TetR inverter **ModuleDefinition** objects. It also contains **FunctionalComponent** objects that instantiate the **ComponentDefinition** objects for the LacI/TetR transcription factors and IPTG/aTc small molecules. These **FunctionalComponent** objects each participate in a non-covalent binding **Interaction**. To complete the composition of the toggle switch, **MapsTo** objects are used to indicate that the output of the LacI inverter **ModuleDefinition** is identical to the input of the TetR inverter **ModuleDefinition** and vice versa.

## 10 SBOL RDF Serialization

In order for SBOL objects to be readily stored and exchanged, it is important that they are able to be *serialized*, i.e., converted to a sequence of bytes that can be stored in a file or exchanged over a network. The serialization format for SBOL is designed to meet several competing requirements. First, SBOL needs to support ad-hoc annotations and extensions. Second, SBOL needs to support processing by general database and semantic web software tools that have little or no knowledge of the SBOL data model. Finally, it ought to be relatively simple to write a new software implementation, so that SBOL can be readily used even in software environments where community-maintained implementations are not available.

To meet these goals, the canonical serialization of SBOL has been selected to be a strict dialect of RDF/XML [Beckett and McBride \(2004\)](#), a syntactic standard defined for Semantic Web data exchange. This serialization provides a standard base from which to meet further requirements. Moreover, it allows any RDF/XML-aware software tool to consume and operate on an SBOL file without needing any customization to support SBOL. Where possible, we have re-used predicates from widely-used terminologies (such as Dublin Core [DCMI Usage Board \(2012\)](#)) to expose as much of the data as practical to such standard RDF tooling.

Arbitrary RDF/XML, however, provides a sometimes problematically large amount of flexibility in how equivalent data can be serialized. This flexibility can result in different serializations when processing RDF/XML files using standard off-the-shelf XML tools, such as DOM-OO mappings. To address this issue, we define a canonical association between the nesting of data structures within the SBOL UML data model and the RDF/XML file. For all ownership associations (filled diamonds), the RDF/XML for the owned entity is embedded within the owner's RDF/XML (note, however, that the property values MAY be listed in any order). For all associations that are by reference (open diamonds), the RDF/XML for the referenced property is linked via a resource [URI](#). For example, the serialization of a [ComponentDefinition](#) embeds the serializations of the [SequenceConstraint](#) and [Component](#) objects associated with it. Those [SequenceConstraint](#) objects, however, link to the [Component](#) objects with a [URI](#) rather than embedding another copy.

Every SBOL document MUST be a valid RDF/XML document. Accordingly, each SBOL document starts with an XML declaration that has its XML version set to "1.0." As shown in the example below, this declaration is then followed by an `rdf:RDF` XML element that includes the namespace declarations for RDF, Dublin Core, PROV, and SBOL. The SBOL namespace, which is <http://sbols.org/v2#>, is used to indicate which entities and properties in the SBOL document are defined by SBOL, and MUST NOT be used for any entities or properties not defined in this specification.

```
<?xml version="1.0" ?>
<rdf:RDF xmlns:rdf="http://www.w3.org/1999/02/22-rdf-syntax-ns#" xmlns:dcterms="http://purl.org/dc/terms/" xmlns:prov="http://www.
  w3.org/ns/prov#" xmlns:sbol="http://sbols.org/v2#">
...
</rdf:RDF>
```

All first-class SBOL data types (i.e., those enumerated in [Section 7](#)) have an associated identifying [URI](#). In the RDF, this is the resource [URI](#) used by instances of that type. For example, [ComponentDefinition](#) has the type [URI](#) `sbol:ComponentDefinition`. Properties and associations are then asserted as nested RDF/XML assertions. [Section 7](#) provides the serialization template and an example at the end of its description of each data type. All of the data types that are [TopLevel](#) are so named because they always appear at the top-most level of the RDF/XML serialization. All other data types will always appear nested within their parent container and, ultimately, some [TopLevel](#) object. For example, a [ComponentDefinition](#) is a [TopLevel](#) and therefore listed at the top-most level of the RDF/XML serialization, and contains its [SequenceConstraint](#) objects, since they are not [TopLevel](#). Its [Sequence](#), however, is also [TopLevel](#) and is therefore not nested within and instead linked via a [URI](#).

Each instance of a first-class SBOL data type MAY have annotations attached, as described in [Section 7.11](#). These annotations are composed of a name and a value. They are serialized to RDF as a conceptual triple with the subject being the identity of the instance they annotate, the predicate being the name of the annotation, and the object

being the value of that annotation. Annotation values are always nested within the RDF/XML serialization of the instance that they annotate. For example, a [ModuleDefinition](#) might add a DOI annotation that links to the scientific article that first described the system that it represents.

SBOL also supports top-level, user-defined data, again as described in [Section 7.11](#). This is to allow non-standardized but necessary information to be carried around as part of a design. For example, a particular sub-community might have an internal standard for genetic device characterization data sheets. Such data can be represented as a [GenericTopLevel](#) object with internal structured annotations. For example, each individual data sheet might be contained in its own [GenericTopLevel](#) instance. This custom data is serialized into the RDF/XML in the usual way, as an RDF/XML block at the top level of the file. Other objects can refer to this entity through their annotations by reference, and this generic top-level entity can refer to other entities via references. For example, a [ModuleDefinition](#) might use an annotation to refer to the data sheet [GenericTopLevel](#) that documents its properties.

By adopting this paradigm of RDF/XML serialization, SBOL is able to adapt to future changes in the standard without requiring large-scale alterations to the RDF files. Since exactly the same scheme is used to serialize annotations as is used to serialize specification-defined properties and associations, it is possible to update the SBOL standard to recognize a different range of properties and associations. Those properties not recognized by the specification will always be available through the API as annotations. Similarly, by allowing arbitrary top-level entities in a SBOL file, we enable future specifications or extensions to ratify the structure of other top-level objects. These entities would then become part of the explicit data model, but the identical RDF serialization would be used. Applications lacking support for a given extension can safely read in, manipulate, and write out the top-level data that is not understood, treating it as a top-level structured annotation, without data loss or corruption. Finally, the very regimented control of nesting versus referencing also allows the XML structure to be very predictable, enabling XML/DOM-based tooling to work with SBOL RDF/XML files safely.

# 11 Recommended Best Practices

## 11.1 Use of the Version Property

Once an SBOL object has been published where others might have access it (e.g., to an online repository), it might be the case that other objects come to depend on the particular contents of the published object. Thus, in order to avoid creating conflicting data, if a person wants to change the properties of a published object, they SHOULD do so by making a new copy of object that incorporates the change and has an `identity` property that contains a new `URI`.

The relationship between the old and new objects (i.e., that the new object was derived from the old object), however, is not visible unless it is explicitly declared. This is RECOMMENDED to be done using the `persistentIdentity`, and `version` properties. The preferred practice for declaring such a relationship is to use the same `persistentIdentity` for both objects, but give the newer object a later `version`. Then, when the new object is published, it can be clear to both humans and machines that this object is intended to update the previously published object. In this way, when a user wants the latest version of an object, they can obtain it by referencing the object via its `persistentIdentity` and rely on a tool to find the object with that `persistentIdentity` and the latest `version`.

As stated in [Section 7.4](#), it is RECOMMENDED that version numbering follow the conventions of semantic versions (<http://semver.org/>), particularly as implemented by Maven (<http://maven.apache.org/>). This convention represents versions as sequences of numbers and qualifiers separated by the characters `.` and `-` and compared in lexicographical order (for example,  $1 < 1.3.1 < 2.0\text{-beta}$ ). For a full explanation, see the linked resources.

## 11.2 Compliant SBOL Objects

Maintaining unique `identity` URIs for all SBOL objects can be a very challenging implementation task. To reduce this burden, users of SBOL 2.0 are encouraged to follow a few simple rules when constructing the `identity` properties and related properties for SBOL objects. When these rules are followed in constructing an SBOL object, we say that this object is *compliant*. These rules are as follows:

1. The `identity` of a compliant SBOL object MUST begin with a *URI prefix* that maps to a domain over which the user has control. Namely, the user can guarantee uniqueness of identities within this domain.
2. The `persistentIdentity` and `displayId` properties are REQUIRED of a compliant SBOL object.
3. The `persistentIdentity` of a compliant `TopLevel` object MUST end with a delimiter (`'/'`, `'#'`, or `':'`) followed by the `displayId` of the object.
4. The `persistentIdentity` of a compliant SBOL object that is not also a `TopLevel` object MUST begin with the `persistentIdentity` of its parent object and be immediately followed by a delimiter (`'/'`, `'#'`, or `':'`) and the `displayId` of the compliant object.
5. If a compliant SBOL object is not given a `version`, then its `identity` and `persistentIdentity` properties MUST contain the same `URI`.
6. If a compliant SBOL object has a `version`, then its `identity` property MUST contain a `URI` of the form "`(persistentIdentity)/<version>`".
7. The `version` of a compliant SBOL object that is not also a `TopLevel` object MUST contain the same `String` as the `version` property of the compliant object's parent object.
8. The `identity`, `persistentIdentity`, `displayId`, and `version` properties of a compliant SBOL object MUST NOT be changed once set.

All examples in this specification use compliant URIs.



## 11.3 Annotations: Embedded Objects vs. External References

When annotating an SBOL document with additional information, there are two general methods that can be used:

- Embed the information in the SBOL document, either as non-SBOL properties or [GenericTopLevel](#) objects.
- Store the information separately and annotate the SBOL document with [URIs](#) that point to it.

In theory, either method can be used in any case. (Note that a third case not discussed here is to use SBOL to annotate external objects with linking to SBOL documents, rather than annotate SBOL documents with links external objects.)

In practice, embedding massive amounts of non-SBOL data into SBOL documents is likely to cause problems for people and software tools trying to manage and exchange such documents. Therefore, it is RECOMMENDED that small amounts of information (e.g., design notes or preferred graphical layout) be embedded in the SBOL model, while large amounts of information (e.g., the contents of the scientific publication from which a model was derived or flow cytometry data that characterizes performance) be linked with URIs pointing to external resources. The boundary between “small” and “large” is left deliberately vague, recognizing that it will likely depend on the particulars of a given SBOL application.

## 11.4 Completeness and Validation

RDF documents containing serialized SBOL objects might or might not be entirely self-contained. A SBOL document is self-contained or “complete” if every SBOL object referred to in the document is contained in the document. It is RECOMMENDED that serializations be complete whenever practical. In other words, when serializing an SBOL object, serialize all of the other objects that it points to, then serialize all of the other objects that these objects point to, etc., until the document is complete.

It is important to note that there is no guarantee that an RDF document contains valid SBOL. When an RDF document is deserialized to SBOL objects, the program doing so SHOULD verify that all of the property values encoded therein have the right data type (e.g., that the object pointed to by the [sequences](#) property of a [ComponentDefinition](#) is really a [Sequence](#)). For complete files, this validation can be carried out entirely locally. For files that are not complete, an implementation either needs to have a means of validating those external references (e.g., by retrieving them from various repositories), or it needs to mark them as unverified and not depend on their correctness.

## 11.5 Recommended Ontologies for External Terms

External ontologies and controlled vocabularies are an integral part of SBOL. SBOL uses [URIs](#) to access existing biological information through these resources. New SBOL specific terms are defined only when necessary. For example, [ComponentDefinition types](#), such as DNA or protein, are described using BioPAX terms. Similarly, the roles of a DNA [ComponentDefinition](#) are described via SO terms. Although RECOMMENDED ontologies have been indicated in relevant sections where possible, other resources providing similar terms can also be used. A summary of these external sources can be found in [Table 13](#).

SBOL Entity	Property	Preferred External Resource	More Information
<b>ComponentDefinition</b>	types	BioPAX	<a href="http://www.biopax.org">http://www.biopax.org</a>
	roles	SO ( <i>DNA</i> or <i>RNA</i> )	<a href="http://www.sequenceontology.org">http://www.sequenceontology.org</a>
	roles	CHEBI ( <i>small molecule</i> )	<a href="https://www.ebi.ac.uk/chebi/">https://www.ebi.ac.uk/chebi/</a>
<b>Interaction</b>	types	SBO (occurring entity branch)	<a href="http://www.ebi.ac.uk/sbo/main/">http://www.ebi.ac.uk/sbo/main/</a>
<b>Participation</b>	roles	SBO (participant roles branch)	<a href="http://www.ebi.ac.uk/sbo/main/">http://www.ebi.ac.uk/sbo/main/</a>
<b>Model</b>	language	EDAM	<a href="http://bioportal.bioontology.org/ontologies/EDAM">http://bioportal.bioontology.org/ontologies/EDAM</a>
	framework	SBO (modeling framework branch)	<a href="http://www.ebi.ac.uk/sbo/main/">http://www.ebi.ac.uk/sbo/main/</a>

**Table 13:** Preferred external resources from which to draw values for various SBOL properties.

---

## References

---

- Beckett, D. and McBride, B. (2004). RDF/XML syntax specification (revised). *W3C recommendation*, 10.
- Canton, B., Labno, A., and Endy, D. (2008). Refinement and standardization of synthetic biological parts and devices. *Nature Biotechnology*, 26(7):787–793.
- DCMI Usage Board (2012). DCMI metadata terms. DCMI recommendation, Dublin Core Metadata Initiative.
- Finney, A., Hucka, M., Bornstein, B. J., Keating, S. M., Shapiro, B. M., Matthews, J., Kovitz, B. K., Schilstra, M. J., Funahashi, A., Doyle, J., and Kitano, H. (2006). Software infrastructure for effective communication and reuse of computational models. In Szallasi, Z., Stelling, J., and Periwal, V., editors, *System Modeling in Cell Biology: From Concepts to Nuts and Bolts*. MIT Press.
- Galdzicki, M., Clancy, K. P., Oberortner, E., Pocock, M., Quinn, J. Y., Rodriguez, C. A., Roehner, N., Wilson, M. L., Adam, L., Anderson, J. C., et al. (2014). The synthetic biology open language (SBOL) provides a community standard for communicating designs in synthetic biology. *Nature biotechnology*, 32(6):545–550.
- Gardner, T. S., Cantor, C. R., and Collins, J. J. (2000). Construction of a genetic toggle switch in escherichia coli. *Nature*, 403:339–342.
- Garny, A., Nickerson, D., Cooper, J., dos Santos, R. W., Miller, A., McKeever, S., Nielsen, P., and Hunter, P. (2008). Cellml and associated tools and techniques. *Philos. Transact. A: Math Phys Eng Sci*, 366(1878):3017–43.
- MathWorks (2015). Matlab.
- Norrande, J., Kempe, T., and Messing, J. (1983). Construction of improved m13 vectors using oligodeoxynucleotide-directed mutagenesis. *Gene*, 26:101–106.
- Roehner, N., Oberortner, E., Pocock, M., Beal, J., Clancy, K., Madsen, C., Misirli, G., Wipat, A., Sauro, H., and Myers, C. J. (2015). Proposed data model for the next version of the synthetic biology open language. *ACS synthetic biology*, 4(1):57–71.

# A Validation Rules

This section summarizes all the conditions that either **MUST** be or are **RECOMMENDED** to be true of an SBOL Version 2.0 document. There are different degrees of rule strictness. Rules of the former kind are strict SBOL validation rules—data encoded in SBOL **MUST** conform to all of them in order to be considered valid. Rules of the latter kind are consistency rules that SBOL data are **RECOMMENDED** to adhere to as a best practice. To help highlight these differences, we use the following symbols next to the rule numbers:

- ☑ A checked box indicates a strong **REQUIRED** condition for SBOL conformance. If a SBOL document does not follow this rule, it does not conform to the SBOL specification. (Mnemonic intention behind the choice of symbol: “This **MUST** be checked.”)
- ▲ A triangle indicates a weak **REQUIRED** condition for SBOL conformance. While this rule **MUST** be followed, it can be difficult, if not impossible, for a machine to automatically check whether the rule has been followed. (Mnemonic intention behind the choice of symbol: “This is a cause for warning.”)
- ★ A star indicates a **RECOMMENDED** condition for following best practices. This rule is not strictly a matter of SBOL conformance, but its recommendation comes from logical reasoning. If an SBOL document does not follow this rule, it is still valid SBOL, but it might have degraded functionality in some tools. (Mnemonic intention behind the choice of symbol: “You’re a star if you heed this.”)

The validation rules listed in the following subsections are all believed to be stated or implied in the rest of this specification document. They are enumerated here for convenience and to provide a “master checklist” for SBOL validation. In case of a conflict between this section and other portions of the specification (though there are believed to be none), this section is considered authoritative for the purpose of determining the validity of an SBOL document.

🔍 For convenience and brevity, we use the shorthand “**sbol:x**” to stand for an attribute or element name **x** in the namespace for the SBOL specification, using the namespace prefix **sbol**. In reality, the prefix string can be different from the literal “**sbol**” used here (and indeed, it can be any valid XML namespace prefix that the software chooses). We use “**sbol:x**” because it is shorter than to write a full explanation everywhere we refer to an attribute or element in the SBOL specification namespace.

## General rules for an SBOL document

- sbol-10101** ☑ An SBOL document **MUST** declare the use of the following XML namespace:  
“<http://sbols.org/v2#>”.  
Reference: [Section 10 on page 54](#)
- sbol-10102** ☑ An SBOL document **MUST** declare the use of the following XML namespace:  
“<http://www.w3.org/1999/02/22-rdf-syntax-ns#>”.  
Reference: [Section 10 on page 54](#)
- sbol-10103** ☑ If an SBOL document includes any [name](#) or [description](#) properties, then it **MUST** declare the use of the following XML namespace:  
“<http://purl.org/dc/terms/>”.  
Reference: [Section 10 on page 54](#)
- sbol-10104** ☑ If an SBOL document includes any [wasDerivedFrom](#) properties, then it **MUST** declare the use of the following XML namespace:  
“<http://www.w3.org/ns/prov#>”.  
Reference: [Section 10 on page 54](#)

**Rules for the Identified class**

- sbol-10201** ✓ The **identity** property of an **Identified** object is REQUIRED and MUST contain a **URI** that adheres to the syntax defined by:  
“<http://www.w3.org/1999/02/22-rdf-syntax#about>”  
Reference: [Section 7.4 on page 16](#)
- sbol-10202** ▲ The **identity** property of an **Identified** object MUST be globally unique.  
Reference: [Section 7.4 on page 16](#)
- sbol-10203** ✓ The **persistentIdentity** property of an **Identified** object is OPTIONAL and MAY contain a **URI** that MUST adhere to the syntax defined by:  
“<http://www.w3.org/1999/02/22-rdf-syntax#about>”  
Reference: [Section 7.4 on page 16](#)
- sbol-10204** ✓ The **displayId** property of an **Identified** object is OPTIONAL and MAY contain a **String** that MUST be composed of only alphanumeric or underscore characters and MUST NOT begin with a digit.  
Reference: [Section 7.4 on page 16](#)
- sbol-10205** ★ The **displayId** property of an **Identified** object SHOULD be locally unique.  
Reference: [Section 7.4 on page 16](#)
- sbol-10206** ✓ The **version** property of an **Identified** object is OPTIONAL and MAY contain a **String** that MUST be composed of only alphanumeric characters, underscores, hyphens, or periods and MUST begin with a digit.  
Reference: [Section 7.4 on page 16](#)
- sbol-10207** ★ The **version** property of an **Identified** object SHOULD follow the conventions of semantic versioning as implemented by Maven.  
Reference: [Section 7.4 on page 16](#)
- sbol-10208** ✓ The **wasDerivedFrom** property of an **Identified** object is OPTIONAL and MAY contain a **URI**.  
Reference: [Section 7.4 on page 16](#)
- sbol-10209** ✓ The **wasDerivedFrom** property of an **Identified** object MUST NOT contain a **URI** reference to the **Identified** object itself.  
Reference: [Section 7.4 on page 16](#)
- sbol-10210** ▲ **Identified** objects MUST NOT form circular reference chains via their **wasDerivedFrom** properties.  
Reference: [Section 7.4 on page 16](#)
- sbol-10211** ▲ If the **wasDerivedFrom** property of one **Identified** object refers to another **Identified** object with the same **persistentIdentity** property, then **version** property of the second **Identified** object MUST precede that of the first if both objects have a **version**.  
Reference: [Section 7.4 on page 16](#)
- sbol-10212** ✓ The **name** property of an **Identified** object is OPTIONAL and MAY contain a **String**.  
Reference: [Section 7.4 on page 16](#)
- sbol-10213** ✓ The **description** property of an **Identified** object is OPTIONAL and MAY contain a **String**.  
Reference: [Section 7.4 on page 16](#)
- sbol-10214** ✓ The **annotations** property of an **Identified** object is OPTIONAL and MAY contain a set of **Annotation** objects.  
Reference: [Section 7.4 on page 16](#)

<b>sbol-10215</b> ★	The <b>displayId</b> property of a compliant <b>Identified</b> object is REQUIRED. Reference: <a href="#">Section 11.2 on page 56</a>	1 2
<b>sbol-10216</b> ★	The <b>persistentIdentity</b> property of a compliant <b>TopLevel</b> object is REQUIRED and MUST contain a <b>URI</b> that ends with a delimiter ('/', '#', or ':') followed by the <b>displayId</b> of the <b>TopLevel</b> object. Reference: <a href="#">Section 11.2 on page 56</a>	3 4 5 6
<b>sbol-10217</b> ★	The <b>persistentIdentity</b> property of a compliant <b>Identified</b> object that is not also a <b>TopLevel</b> object is REQUIRED and MUST contain a <b>URI</b> that begins with the <b>persistentIdentity</b> of the compliant object's parent and is immediately followed by a delimiter ('/', '#', or ':') and the <b>displayId</b> of the compliant object. Reference: <a href="#">Section 11.2 on page 56</a>	7 8 9 10 11
<b>sbol-10218</b> ★	If a compliant <b>Identified</b> object has no <b>version</b> property, then its <b>identity</b> property MUST contain the same <b>URI</b> as its <b>persistentIdentity</b> property. Otherwise, the compliant object's <b>identity</b> property MUST contain a <b>URI</b> that begins with its <b>persistentIdentity</b> and is immediately followed by a delimiter ('/', '#', or ':') and its <b>version</b> . Reference: <a href="#">Section 11.2 on page 56</a>	12 13 14 15 16
<b>sbol-10219</b> ★	The <b>version</b> property of a compliant <b>Identified</b> object that is not also a <b>TopLevel</b> object is REQUIRED to contain the same <b>String</b> as the <b>version</b> property of the compliant object's parent. Reference: <a href="#">Section 11.2 on page 56</a>	17 18 19 20
<b>Rules for the TopLevel class</b>		21
<b>sbol-10301</b> ✓	A <b>TopLevel</b> object MUST inherit all properties of the <b>Identified</b> class. Reference: <a href="#">Section 7.5 on page 19</a>	22 23
<b>Rules for the Sequence class</b>		24
<b>sbol-10401</b> ✓	A <b>Sequence</b> MUST inherit all properties of the <b>TopLevel</b> class. Reference: <a href="#">Section 7.6 on page 19</a>	25 26
<b>sbol-10402</b> ✓	The <b>elements</b> property of a <b>Sequence</b> is REQUIRED and MUST contain a <b>String</b> . Reference: <a href="#">Section 7.6 on page 19</a>	27 28
<b>sbol-10403</b> ✓	The <b>encoding</b> property of <b>Sequence</b> is REQUIRED and MUST contain a <b>URI</b> . Reference: <a href="#">Section 7.6 on page 19</a>	29 30
<b>sbol-10404</b> ▲	The <b>encoding</b> property of a <b>Sequence</b> MUST indicate how the <b>elements</b> property of the <b>Sequence</b> is to be formed and interpreted. Reference: <a href="#">Section 7.6 on page 19</a>	31 32 33
<b>sbol-10405</b> ▲	The <b>elements</b> property of a <b>Sequence</b> MUST be consistent with its <b>encoding</b> property. Reference: <a href="#">Section 7.6 on page 19</a>	34 35
<b>sbol-10406</b> ▲	The <b>encoding</b> property of a <b>Sequence</b> MUST contain a <b>URI</b> from <a href="#">Table 1</a> if it is well-described by this <b>URI</b> . Reference: <a href="#">Section 7.6 on page 19</a>	36 37 38
<b>Rules for the ComponentDefinition class</b>		39
<b>sbol-10501</b> ✓	A <b>ComponentDefinition</b> MUST inherit all properties of the <b>TopLevel</b> class. Reference: <a href="#">Section 7.7 on page 21</a>	40 41

- sbol-10502** ✓ The **types** property of a **ComponentDefinition** is REQUIRED and MUST contain a non-empty set of URIs.  
Reference: [Section 7.7 on page 21](#)
- sbol-10503** ✓ The **types** property of a **ComponentDefinition** MUST NOT contain more than one URI from [Table 2](#).  
Reference: [Section 7.7 on page 21](#)
- sbol-10504** ▲ Each URI contained by the **types** property of a **ComponentDefinition** MUST refer to an ontology term that describes the category of biochemical or physical entity that is represented by the **ComponentDefinition**.  
Reference: [Section 7.7 on page 21](#)
- sbol-10505** ▲ The **types** property of a **ComponentDefinition** MUST contain a URI from [Table 2](#) if it is well-described by this URI.  
Reference: [Section 7.7 on page 21](#)
- sbol-10506** ▲ All URIs contained by the **types** property of a **ComponentDefinition** MUST refer to non-conflicting ontology terms.  
Reference: [Section 7.7 on page 21](#)
- sbol-10507** ✓ The **roles** property of a **ComponentDefinition** is OPTIONAL and MAY contain a set of URIs.  
Reference: [Section 7.7 on page 21](#)
- sbol-10508** ▲ Each URI contained by the **roles** property of a **ComponentDefinition** MUST refer to an ontology term that clarifies the potential function of the **ComponentDefinition** in a biochemical or physical context.  
Reference: [Section 7.7 on page 21](#)
- sbol-10509** ▲ Each URI contained by the **roles** property of a **ComponentDefinition** MUST refer to an ontology term that is consistent with its **types** property.  
Reference: [Section 7.7 on page 21](#)
- sbol-10510** ▲ The **roles** property of a **ComponentDefinition** MUST contain a URI from [Table 3](#) if it is well-described by this URI.  
Reference: [Section 7.7 on page 21](#)
- sbol-10511** ★ The **roles** property of a **ComponentDefinition** SHOULD only contain a URI provided in [Table 3](#) if one of its **types** is cross-listed with this URI.  
Reference: [Section 7.7 on page 21](#)
- sbol-10512** ✓ The **sequences** property of a **ComponentDefinition** is OPTIONAL and MAY contain a set of URIs.  
Reference: [Section 7.7 on page 21](#)
- sbol-10513** ▲ Each URI contained by the **sequences** property of a **ComponentDefinition** MUST refer to a **Sequence** object.  
Reference: [Section 7.7 on page 21](#)
- sbol-10514** ▲ The **Sequence** objects referred to by the **sequences** property of a **ComponentDefinition** MUST be consistent with each other, such that well-defined mappings exist between their **elements** properties in accordance with their **encoding** properties.  
Reference: [Section 7.7 on page 21](#)
- sbol-10515** ▲ The **sequences** property of a **ComponentDefinition** MUST NOT refer to **Sequence** objects with conflicting **encoding** properties.  
Reference: [Section 7.7 on page 21](#)

- sbol-10516** ▲ If the [sequences](#) property of a [ComponentDefinition](#) refers to one or more [Sequence](#) objects, and one of the [types](#) of this [ComponentDefinition](#) comes from [Table 2](#), then one of the [Sequence](#) objects MUST have the [encoding](#) that is cross-listed with this type in [Table 1](#).  
Reference: [Section 7.7 on page 21](#)
- sbol-10517** ▲ If the [sequences](#) property of a [ComponentDefinition](#) refers to a [Sequence](#) with an [encoding](#) from [Table 1](#), then the [types](#) property of the [ComponentDefinition](#) MUST contain the type from [Table 2](#) that is cross-listed with this [encoding](#) in [Table 1](#).  
Reference: [Section 7.7 on page 21](#)
- sbol-10518** ★ If a [ComponentDefinition](#) refers to more than one [Sequence](#) with the same [encoding](#), then the [elements](#) of these [Sequence](#) objects SHOULD have equal lengths.  
Reference: [Section 7.7 on page 21](#)
- sbol-10519** ☑ The [components](#) property of a [ComponentDefinition](#) is OPTIONAL and MAY contain a set of [Component](#) objects.  
Reference: [Section 7.7 on page 21](#)
- sbol-10520** ★ If a [ComponentDefinition](#) in a [ComponentDefinition-Component](#) hierarchy refers to one or more [Sequence](#) objects, and there exist [ComponentDefinition](#) objects lower in the hierarchy that refer to [Sequence](#) objects with the same [encoding](#), then the [elements](#) properties of these [Sequence](#) objects SHOULD be consistent with each other, such that well-defined mappings exist from the “lower level” [elements](#) to the “higher level” [elements](#) in accordance with their shared [encoding](#) properties. This mapping is also subject to any restrictions on the positions of the [Component](#) objects in the hierarchy that are imposed by the [SequenceAnnotation](#) or [SequenceConstraint](#) objects contained by the [ComponentDefinition](#) objects in the hierarchy.  
Reference: [Section 7.7 on page 21](#)
- sbol-10521** ☑ The [sequenceAnnotations](#) property of a [ComponentDefinition](#) is OPTIONAL and MAY contain a set of [SequenceAnnotation](#) objects.  
Reference: [Section 7.7 on page 21](#)
- sbol-10522** ☑ The [sequenceAnnotations](#) property of a [ComponentDefinition](#) MUST NOT contain two or more [SequenceAnnotation](#) objects that refer to the same [Component](#).  
Reference: [Section 7.7 on page 21](#)
- sbol-10523** ★ If the [sequences](#) property of a [ComponentDefinition](#) refers to a [Sequence](#) with an [IUPAC encoding](#) from [Table 1](#), then each [SequenceAnnotation](#) that includes a [Range](#) and/or [Cut](#) in the [sequenceAnnotations](#) property of the [ComponentDefinition](#) SHOULD specify a region on the [elements](#) of this [Sequence](#).  
Reference: [Section 7.7 on page 21](#)
- sbol-10524** ☑ The [sequenceConstraints](#) property of a [ComponentDefinition](#) is OPTIONAL and MAY contain a set of [SequenceConstraint](#) objects.  
Reference: [Section 7.7 on page 21](#)

### Rules for the *ComponentInstance* class

- sbol-10601** ☑ A [ComponentInstance](#) MUST inherit all properties of the [Identified](#) class.  
Reference: [Section 7.7.1 on page 24](#)
- sbol-10602** ☑ The [definition](#) property of a [ComponentInstance](#) is REQUIRED and MUST contain a [URI](#).  
Reference: [Section 7.7.1 on page 24](#)



- sbol-10603** ✓ The **definition** property of a **ComponentInstance** MUST NOT contain a **URI** reference to the **ComponentDefinition** that contains the **ComponentInstance**.  
Reference: [Section 7.7.1 on page 24](#)
- sbol-10604** ▲ The **URI** contained by the **definition** property MUST refer to a **ComponentDefinition** object.  
Reference: [Section 7.7.1 on page 24](#)
- sbol-10605** ▲ **ComponentInstance** objects MUST NOT form circular reference chains via their **definition** properties and parent **ComponentDefinition** objects.  
Reference: [Section 7.7.1 on page 24](#)
- sbol-10606** ✓ The **mapsTo**s property of a **ComponentInstance** is OPTIONAL and MAY contain a set of **MapsTo** objects.  
Reference: [Section 7.7.1 on page 24](#)
- sbol-10607** ✓ The **access** property of a **ComponentInstance** is REQUIRED and MUST contain a **URI** from [Table 4](#)  
Reference: [Section 7.7.1 on page 24](#)

### Rules for the **Component** class

- sbol-10701** ✓ A **Component** MUST inherit all properties of the **ComponentInstance** class.  
Reference: [Section 7.7.1 on page 24](#)

### Rules for the **MapsTo** class

- sbol-10801** ✓ A **MapsTo** MUST inherit all properties of the **Identified** class.  
Reference: [Section 7.7.3 on page 26](#)
- sbol-10802** ✓ The **local** property of a **MapsTo** is REQUIRED and MUST contain a **URI**.  
Reference: [Section 7.7.3 on page 26](#)
- sbol-10803** ✓ If a **MapsTo** is contained by a **Component** in a **ComponentDefinition**, then the **local** property of the **MapsTo** MUST refer to another **Component** in the **ComponentDefinition**.  
Reference: [Section 7.7.3 on page 26](#)
- sbol-10804** ✓ If a **MapsTo** is contained by a **FunctionalComponent** or **Module** in a **ModuleDefinition**, then the **local** property of the **MapsTo** MUST refer to another **FunctionalComponent** in the **ModuleDefinition**.  
Reference: [Section 7.7.3 on page 26](#)
- sbol-10805** ✓ The **remote** property of a **MapsTo** is REQUIRED and MUST contain a **URI**.  
Reference: [Section 7.7.3 on page 26](#)
- sbol-10806** ▲ The **remote** property of a **MapsTo** MUST refer to a **ComponentInstance**.  
Reference: [Section 7.7.3 on page 26](#)
- sbol-10807** ▲ The **ComponentInstance** referred to by the **remote** property of a **MapsTo** MUST have an **access** property that contains the **URI** <http://sbols.org/v2#public>.  
Reference: [Section 7.7.3 on page 26](#)
- sbol-10808** ▲ If a **MapsTo** is contained by a **ComponentInstance**, then the **remote** property of the **MapsTo** MUST refer to a **Component** in the **ComponentDefinition** that is referenced by the **definition** property of the **ComponentInstance**.  
Reference: [Section 7.7.3 on page 26](#)

- sbol-10809** ▲ If a **MapsTo** is contained by a **Module**, then the **remote** property of the **MapsTo** MUST refer to a **FunctionalComponent** in the **ModuleDefinition** that is referenced by the **definition** property of the **Module**.  
Reference: [Section 7.7.3 on page 26](#)
- sbol-10810** ✓ The **refinement** property of a **MapsTo** is REQUIRED and MUST contain a **URI** from [Table 5](#).  
Reference: [Section 7.7.3 on page 26](#)
- sbol-10811** ▲ If the **refinement** property of a **MapsTo** contains the **URI** <http://sbols.org/v2#verifyIdentical>, then the **ComponentInstance** objects referred to by **local** and **remote** properties of the **MapsTo** MUST refer to the same **ComponentDefinition** via their **definition** properties.  
Reference: [Section 7.7.3 on page 26](#)

### Rules for the *SequenceAnnotation* class

- sbol-10901** ✓ A **SequenceAnnotation** MUST inherit all properties of the **Identified** class.  
Reference: [Section 7.7.4 on page 29](#)
- sbol-10902** ✓ The **locations** property of a **SequenceAnnotation** is REQUIRED and MUST contain a non-empty set of **Location** objects.  
Reference: [Section 7.7.4 on page 29](#)
- sbol-10903** ★ The **Location** objects contained by the **locations** property of a single **SequenceAnnotation** SHOULD NOT specify overlapping regions.  
Reference: [Section 7.7.4 on page 29](#)
- sbol-10904** ✓ The **component** property is OPTIONAL and MAY contain a **URI** reference to a **Component**.  
Reference: [Section 7.7.4 on page 29](#)
- sbol-10905** ✓ The **Component** referenced by the **component** property of a **SequenceAnnotation** MUST be contained by the **ComponentDefinition** that contains the **SequenceAnnotation**.  
Reference: [Section 7.7.4 on page 29](#)

### Rules for the *Location* class

- sbol-11001** ✓ A **Location** MUST inherit all properties of the **Identified** class.  
Reference: [Section 7.7.5 on page 30](#)
- sbol-11002** ✓ The **orientation** property of a **Location** is OPTIONAL and MAY contain a **URI** from [Table 6](#).  
Reference: [Section 7.7.5 on page 32](#)

### Rules for the *Range* class

- sbol-11101** ✓ A **Range** MUST inherit all properties of the **Location** class.  
Reference: [Section 7.7.5 on page 31](#)
- sbol-11102** ✓ The **start** property of a **Range** is REQUIRED and MUST contain an **Integer** greater than zero.  
Reference: [Section 7.7.5 on page 31](#)
- sbol-11103** ✓ The **end** property of a **Range** is REQUIRED and MUST contain an **Integer** greater than zero.  
Reference: [Section 7.7.5 on page 31](#)
- sbol-11104** ✓ The value of the **end** property of a **Range** MUST be greater than or equal to the value of its **start** property.  
Reference: [Section 7.7.5 on page 31](#)

**Rules for the *Cut* class**

- sbol-11201 ✓ A **Cut** MUST inherit all properties of the **Location** class. Reference: [Section 7.7.5 on page 31](#)
- sbol-11202 ✓ The **at** property is REQUIRED and MUST contain an **Integer** greater than or equal to zero. Reference: [Section 7.7.5 on page 31](#)

**Rules for the *GenericLocation* class**

- sbol-11301 ✓ A **GenericLocation** MUST inherit all properties of the **Location** class. Reference: [Section 7.7.5 on page 32](#)

**Rules for the *SequenceConstraint* class**

- sbol-11401 ✓ A **SequenceConstraint** MUST inherit all properties of the **Identified** class. Reference: [Section 7.7.6 on page 32](#)
- sbol-11402 ✓ The **subject** property is REQUIRED and MUST contain a **URI** reference to a **Component**. Reference: [Section 7.7.6 on page 32](#)
- sbol-11403 ✓ The **Component** referenced by the **subject** property of a **SequenceConstraint** MUST be contained by the **ComponentDefinition** that contains the **SequenceConstraint**. Reference: [Section 7.7.6 on page 32](#)
- sbol-11404 ✓ The **object** property is REQUIRED and MUST contain a **URI** reference to a **Component**. Reference: [Section 7.7.6 on page 32](#)
- sbol-11405 ✓ The **Component** referenced by the **object** property of a **SequenceConstraint** MUST be contained by the **ComponentDefinition** that contains the **SequenceConstraint**. Reference: [Section 7.7.6 on page 32](#)
- sbol-11406 ✓ The **object** property of a **SequenceConstraint** MUST NOT refer to the same **Component** as the **subject** property of the **SequenceConstraint**. Reference: [Section 7.7.6 on page 32](#)
- sbol-11407 ✓ The **restriction** property is REQUIRED and MUST contain a **URI**. Reference: [Section 7.7.6 on page 32](#)
- sbol-11408 ▲ The **URI** contained by the **restriction** property of a **SequenceConstraint** MUST indicate the type of structural restriction on the relative, sequence-based positions or orientations of the **Component** objects referred to by the **subject** and **object** properties of the **SequenceConstraint**. Reference: [Section 7.7.6 on page 32](#)
- sbol-11409 ▲ If the **restriction** property of a **SequenceConstraint** contains the **URI** <http://sbols.org/v2#precedes>, then the position of the **Component** referred to by the **subject** property of the **SequenceConstraint** MUST precede that of the **Component** referred to by its **object** property. Reference: [Section 7.7.6 on page 32](#)
- sbol-11410 ▲ If the **restriction** property of a **SequenceConstraint** contains the **URI** <http://sbols.org/v2#sameOrientationAs>, then the orientation of the **Component** referred to by the **subject** property of the **SequenceConstraint** MUST be the same as that of the **Component** referred to by its **object** property. Reference: [Section 7.7.6 on page 32](#)
- sbol-11411 ▲ If the **restriction** property of a **SequenceConstraint** contains the **URI** <http://sbols.org/v2#oppositeOrientationAs>, then the orientation of the **Component** referred to by the

**subject** property of the **SequenceConstraint** MUST be opposite that of the **Component** referred to by its **object** property.

Reference: [Section 7.7.6 on page 32](#)

- sbol-11412** ★ The **URI** contained by the **restriction** property SHOULD come from [Table 7](#).  
Reference: [Section 7.7.6 on page 32](#)

### Rules for the *Model* class

- sbol-11501** ✓ A **Model** MUST inherit all properties of the **TopLevel** class.  
Reference: [Section 7.8 on page 34](#)
- sbol-11502** ✓ The **source** property is REQUIRED and MUST contain a **URI**.  
Reference: [Section 7.8 on page 34](#)
- sbol-11503** ▲ The **URI** contained by the **source** property of a **Model** MUST specify the location of the model's source file.  
Reference: [Section 7.8 on page 34](#)
- sbol-11504** ✓ The **language** property is REQUIRED and MUST contain a **URI**.  
Reference: [Section 7.8 on page 34](#)
- sbol-11505** ▲ The **URI** contained by the **language** property of a **Model** MUST specify the language in which the model is encoded.  
Reference: [Section 7.8 on page 34](#)
- sbol-11506** ▲ The **language** property of a **Model** MUST contain a **URI** from [Table 8](#) if it is well-described by this **URI**.  
Reference: [Section 7.8 on page 34](#)
- sbol-11507** ★ The **language** property of a **Model** SHOULD contain a **URI** that refers to a term from the EDAM ontology.  
Reference: [Section 7.8 on page 34](#)
- sbol-11508** ✓ The **framework** property is REQUIRED and MUST contain a **URI**.  
Reference: [Section 7.8 on page 34](#)
- sbol-11509** ▲ The **URI** contained by the **framework** property of a **Model** MUST specify the modeling framework of the model.  
Reference: [Section 7.8 on page 34](#)
- sbol-11510** ▲ The **framework** property of a **Model** MUST contain a **URI** from [Table 9](#) if it is well-described by this **URI**.  
Reference: [Section 7.8 on page 34](#)
- sbol-11511** ★ The **framework** property SHOULD contain a **URI** that refers to a term from the modeling framework branch of the SBO.  
Reference: [Section 7.8 on page 34](#)

### Rules for the *ModuleDefinition* class

- sbol-11601** ✓ A **ModuleDefinition** MUST inherit all properties of the **TopLevel** class.  
Reference: [Section 7.9 on page 35](#)
- sbol-11602** ✓ The **roles** property is OPTIONAL and MAY contain a set of **URIs**.  
Reference: [Section 7.9 on page 35](#)

<b>sbol-11603</b> ▲	Each <b>URI</b> contained by <b>roles</b> property of a <b>ModuleDefinition</b> MUST refer to a resource that clarifies the intended function of the <b>ModuleDefinition</b> . Reference: <a href="#">Section 7.9 on page 35</a>	1 2 3
<b>sbol-11604</b> ✓	The <b>modules</b> property OPTIONAL and MAY contain a set of <b>Module</b> objects. Reference: <a href="#">Section 7.9 on page 35</a>	4 5
<b>sbol-11605</b> ✓	The <b>interactions</b> property is OPTIONAL and MAY contain a set of <b>Interaction</b> objects. Reference: <a href="#">Section 7.9 on page 35</a>	6 7
<b>sbol-11606</b> ✓	The <b>functionalComponents</b> property is OPTIONAL and MAY contain a set of <b>FunctionalComponent</b> objects. Reference: <a href="#">Section 7.9 on page 35</a>	9 10
<b>sbol-11607</b> ✓	The <b>models</b> property is OPTIONAL and MAY contain a set of <b>URIs</b> . Reference: <a href="#">Section 7.9 on page 35</a>	11 12
<b>sbol-11608</b> ▲	Each <b>URI</b> contained by the <b>models</b> property of a <b>ModuleDefinition</b> MUST refer to a <b>Model</b> . Reference: <a href="#">Section 7.9 on page 35</a>	13 14
<b>Rules for the Module class</b>		15
<b>sbol-11701</b> ✓	A <b>Module</b> MUST inherit all properties of the <b>Identified</b> class. Reference: <a href="#">Section 7.9.1 on page 37</a>	16 17
<b>sbol-11702</b> ✓	The <b>definition</b> property of a <b>Module</b> is REQUIRED and MUST contain a <b>URI</b> . Reference: <a href="#">Section 7.9.1 on page 37</a>	18 19
<b>sbol-11703</b> ✓	The <b>URI</b> contained by the <b>definition</b> property of <b>Module</b> MUST refer to a <b>ModuleDefinition</b> . Reference: <a href="#">Section 7.9.1 on page 37</a>	20 21
<b>sbol-11704</b> ✓	The <b>definition</b> property of a <b>Module</b> MUST NOT contain a <b>URI</b> reference to the <b>ModuleDefinition</b> that contains the <b>Module</b> . Reference: <a href="#">Section 7.9.1 on page 37</a>	22 23 24
<b>sbol-11705</b> ▲	<b>Module</b> objects MUST NOT form circular reference chains via their <b>definition</b> properties and parent <b>ModuleDefinition</b> objects. Reference: <a href="#">Section 7.9.1 on page 37</a>	25 26 27
<b>sbol-11706</b> ✓	The <b>mapsTo</b> property is OPTIONAL and MAY contain a set of <b>MapsTo</b> objects. Reference: <a href="#">Section 7.9.1 on page 37</a>	28 29
<b>Rules for the FunctionalComponent class</b>		30
<b>sbol-11801</b> ✓	A <b>FunctionalComponent</b> MUST inherit all properties of the <b>ComponentInstance</b> class. Reference: <a href="#">Section 7.7.1 on page 24</a>	31 32
<b>sbol-11802</b> ✓	The <b>direction</b> property of a <b>FunctionalComponent</b> is REQUIRED and MUST contain a <b>URI</b> from <a href="#">Table 10</a> . Reference: <a href="#">Section 7.9.2 on page 38</a>	33 34 35
<b>Rules for the Interaction class</b>		36
<b>sbol-11901</b> ✓	An <b>Interaction</b> MUST inherit all properties of the <b>Identified</b> class. Reference: <a href="#">Section 7.9.3 on page 39</a>	37 38
<b>sbol-11902</b> ✓	The <b>types</b> property of an <b>Interaction</b> is REQUIRED and MUST contain a non-empty set of <b>URIs</b> . Reference: <a href="#">Section 7.9.3 on page 39</a>	39 40 41

- sbol-11903** ▲ Each [URI](#) contained by the [types](#) property of an [Interaction](#) MUST refer to an ontology term that describes the behavior represented by the [Interaction](#).  
Reference: [Section 7.9.3 on page 39](#)
- sbol-11904** ▲ All [URIs](#) contained by the [types](#) property of an [Interaction](#) MUST refer to non-conflicting ontology terms.  
Reference: [Section 7.9.3 on page 39](#)
- sbol-11905** ★ A least one [URI](#) contained by the [types](#) property of an [Interaction](#) SHOULD refer to a term from the occurring entity relationship branch of the SBO.  
Reference: [Section 7.9.3 on page 39](#)
- sbol-11906** ✓ The [participations](#) property of an [Interaction](#) is OPTIONAL and MAY contain a set of [Participation](#) objects.  
Reference: [Section 7.9.3 on page 39](#)

### Rules for the Participation class

- sbol-12001** ✓ A [Participation](#) MUST inherit all properties of the [Identified](#) class.  
Reference: [Section 7.9.4 on page 41](#)
- sbol-12002** ✓ The [participant](#) property of a [Participation](#) is REQUIRED and MUST contain a [URI](#) reference to a [FunctionalComponent](#).  
Reference: [Section 7.9.4 on page 41](#)
- sbol-12003** ✓ The [FunctionalComponent](#) referenced by the [participant](#) property of a [Participation](#) MUST be contained by the [ModuleDefinition](#) that contains the [Interaction](#) which contains the [Participation](#).  
Reference: [Section 7.9.4 on page 41](#)
- sbol-12004** ✓ The [roles](#) property of an [Participation](#) is OPTIONAL and MAY contain a set of [URIs](#).  
Reference: [Section 7.9.4 on page 41](#)
- sbol-12005** ▲ Each [URI](#) contained by the [roles](#) property of an [Participation](#) MUST refer to an ontology term that describes the behavior represented by the [Participation](#).  
Reference: [Section 7.9.4 on page 41](#)
- sbol-12006** ▲ All [URIs](#) contained by the [roles](#) property of an [Participation](#) MUST refer to non-conflicting ontology terms.  
Reference: [Section 7.9.4 on page 41](#)
- sbol-12007** ★ A least one role in the set of [roles](#) SHOULD be a [URI](#) from the participant role branch of the SBO.  
Reference: [Section 7.9.4 on page 41](#)

### Rules for the Collection class

- sbol-12101** ✓ A [Collection](#) MUST inherit all properties of the [TopLevel](#) class.  
Reference: [Section 7.10 on page 42](#)
- sbol-12102** ✓ The [members](#) property of a [Collection](#) is OPTIONAL and MAY contain a set of [URIs](#).  
Reference: [Section 7.10 on page 42](#)
- sbol-12103** ▲ Each [URI](#) contained by the [members](#) property of a [Collection](#) MUST reference a [TopLevel](#) object.  
Reference: [Section 7.10 on page 42](#)

**Rules for the Annotation class**

- sbol-12201** ✓ The **name** property of an **Annotation** is REQUIRED and MUST contain a **QName**.  
Reference: [Section 7.11 on page 43](#)
- sbol-12202** ✓ The **value** property of an **Annotation** is REQUIRED and MUST contain an **AnnotationValue**.  
Reference: [Section 7.11 on page 43](#)
- sbol-12203** ✓ An **AnnotationValue** MUST be a **literal** (a **String**, **Integer**, **Double**, or **Boolean**), **URI**, or a **NestedAnnotations** object.  
Reference: [Section 7.11 on page 43](#)
- sbol-12204** ✓ The **nestedQName** property of a **NestedAnnotations** object is REQUIRED and MUST contain a **QName**.  
Reference: [Section 7.11 on page 43](#)
- sbol-12205** ✓ The **nestedURI** property of a **NestedAnnotations** object is REQUIRED and MUST contain a **URI**.  
Reference: [Section 7.11 on page 43](#)
- sbol-12206** ✓ The **annotations** property of a **NestedAnnotations** object is OPTIONAL and MAY contain a set of **Annotation** objects.  
Reference: [Section 7.11 on page 43](#)

**Rules for the GenericTopLevel class**

- sbol-12301** ✓ A **GenericTopLevel** object MUST inherit all properties of the **TopLevel** class.  
Reference: [Section 7.11.2 on page 45](#)
- sbol-12302** ✓ The **rdfType** property of a **GenericTopLevel** object is REQUIRED and MUST contain a **QName**.  
Reference: [Section 7.11.2 on page 45](#)



## B Examples of Serialization

### B.1 Simple Examples

#### B.1.1 Serializing Sequence Objects

This example shows the serialization of a [Sequence](#).

```
<?xml version="1.0" ?>
<rdf:RDF xmlns:rdf="http://www.w3.org/1999/02/22-rdf-syntax-ns#" xmlns:dcterms="http://purl.org/dc/terms/" xmlns:prov="http://www.
w3.org/ns/prov#" xmlns:sbol="http://sbols.org/v2#">
  <sbol:Sequence rdf:about="http://partsregistry.org/seq/BBa_J23119">
    <sbol:persistentIdentity rdf:resource="http://partsregistry.org/seq/BBa_J23119"/>
    <sbol:displayId>BBa_J23119</sbol:displayId>
    <prov:wasDerivedFrom rdf:resource="http://parts.igem.org/Part:BBa_J23119:Design"/>
    <sbol:elements>ttgacagctagctcagtcctaggtataatgctagc</sbol:elements>
    <sbol:encoding rdf:resource="http://www.chem.qmul.ac.uk/iubmb/misc/naseq.html"/>
  </sbol:Sequence>
</rdf:RDF>
```

#### B.1.2 Serializing ComponentDefinition Objects

This example shows the serialization of a simple promoter [ComponentDefinition](#) and the [Sequence](#) to which it refers.

```
<?xml version="1.0" ?>
<rdf:RDF xmlns:rdf="http://www.w3.org/1999/02/22-rdf-syntax-ns#" xmlns:dcterms="http://purl.org/dc/terms/" xmlns:prov="http://www.
w3.org/ns/prov#" xmlns:sbol="http://sbols.org/v2#">
  <sbol:ComponentDefinition rdf:about="http://partsregistry.org/cd/BBa_J23119">
    <sbol:persistentIdentity rdf:resource="http://partsregistry.org/cd/BBa_J23119"/>
    <sbol:displayId>BBa_J23119</sbol:displayId>
    <prov:wasDerivedFrom rdf:resource="http://partsregistry.org/Part:BBa_J23119"/>
    <dcterms:title>J23119 promoter</dcterms:title>
    <dcterms:description>Constitutive promoter</dcterms:description>
    <sbol:type rdf:resource="http://identifiers.org/chebi/CHEBI:4705"/>
    <sbol:type rdf:resource="http://www.biopax.org/release/biopax-level3.owl#DnaRegion"/>
    <sbol:role rdf:resource="http://identifiers.org/so/SO:0000167"/>
    <sbol:role rdf:resource="http://identifiers.org/so/SO:0000613"/>
    <sbol:sequence rdf:resource="http://partsregistry.org/seq/BBa_J23119"/>
  </sbol:ComponentDefinition>
  <sbol:Sequence rdf:about="http://partsregistry.org/seq/BBa_J23119">
    <sbol:persistentIdentity rdf:resource="http://partsregistry.org/seq/BBa_J23119"/>
    <sbol:displayId>BBa_J23119</sbol:displayId>
    <prov:wasDerivedFrom rdf:resource="http://parts.igem.org/Part:BBa_J23119:Design"/>
    <sbol:elements>ttgacagctagctcagtcctaggtataatgctagc</sbol:elements>
    <sbol:encoding rdf:resource="http://www.chem.qmul.ac.uk/iubmb/misc/naseq.html"/>
  </sbol:Sequence>
</rdf:RDF>
```

#### B.1.3 Serializing SequenceConstraint Objects

This example shows the serialization of [SequenceConstraint](#) between two [Component](#) objects in a composite promoter [ComponentDefinition](#). In the example, the promoter [ComponentDefinition](#) has two sub-[Components](#) that instantiate the [ComponentDefinition](#) objects for a core promoter region and a binding site. The [SequenceConstraint](#) specifies that the core promoter region precedes the binding site.

```
<?xml version="1.0" ?>
<rdf:RDF xmlns:rdf="http://www.w3.org/1999/02/22-rdf-syntax-ns#" xmlns:dcterms="http://purl.org/dc/terms/" xmlns:prov="http://www.
w3.org/ns/prov#" xmlns:sbol="http://sbols.org/v2#">
  <sbol:ComponentDefinition rdf:about="http://partsregistry.org/cd/BBa_K174004">
```



```

<sbol:persistentIdentity rdf:resource="http://partsregistry.org/cd/BBa_K174004"/>
<sbol:displayId>BBa_K174004</sbol:displayId>
<dcterms:title>pspac promoter</dcterms:title>
<dcterms:description>LacI repressible promoter</dcterms:description>
<sbol:type rdf:resource="http://www.biopax.org/release/biopax-level3.owl#DnaRegion"/>
<sbol:role rdf:resource="http://identifiers.org/so/SO:0000167"/>
<sbol:sequenceConstraint>
  <sbol:SequenceConstraint rdf:about="http://partsregistry.org/cd/BBa_K174004/r1">
    <sbol:persistentIdentity rdf:resource="http://partsregistry.org/cd/BBa_K174004/r1"/>
    <sbol:displayId>r1</sbol:displayId>
    <sbol:restriction rdf:resource="http://sbols.org/v2#precedes"/>
    <sbol:subject rdf:resource="http://partsregistry.org/cd/pspac"/>
    <sbol:object rdf:resource="http://partsregistry.org/cd/LacI_operator"/>
  </sbol:SequenceConstraint>
</sbol:sequenceConstraint>
</sbol:ComponentDefinition>
<sbol:ComponentDefinition rdf:about="http://partsregistry.org/cd/pspac">
  <sbol:persistentIdentity rdf:resource="http://partsregistry.org/cd/pspac"/>
  <sbol:displayId>pspac</sbol:displayId>
  <dcterms:title>constitutive promoter</dcterms:title>
  <dcterms:description>pspac core promoter region</dcterms:description>
  <sbol:type rdf:resource="http://www.biopax.org/release/biopax-level3.owl#DnaRegion"/>
  <sbol:role rdf:resource="http://identifiers.org/so/SO:0000167"/>
</sbol:ComponentDefinition>
<sbol:ComponentDefinition rdf:about="http://partsregistry.org/cd/LacI_operator">
  <sbol:persistentIdentity rdf:resource="http://partsregistry.org/cd/LacI_operator"/>
  <sbol:displayId>LacI_operator</sbol:displayId>
  <dcterms:title>LacI operator</dcterms:title>
  <dcterms:description>LacI binding site</dcterms:description>
  <sbol:type rdf:resource="http://www.biopax.org/release/biopax-level3.owl#DnaRegion"/>
  <sbol:role rdf:resource="http://identifiers.org/so/SO:0000057"/>
</sbol:ComponentDefinition>
</rdf:RDF>

```

### B.1.4 Serializing Cut Location Objects

This example shows the serialization of a [Cut Location](#).

```

<?xml version="1.0" ?>
<rdf:RDF xmlns:rdf="http://www.w3.org/1999/02/22-rdf-syntax-ns#" xmlns:dcterms="http://purl.org/dc/terms/" xmlns:prov="http://www.
w3.org/ns/prov#" xmlns:sbol="http://sbols.org/v2#">
  <sbol:ComponentDefinition rdf:about="http://partsregistry.org/cd/BBa_J23119">
    <sbol:persistentIdentity rdf:resource="http://partsregistry.org/cd/BBa_J23119"/>
    <sbol:displayId>BBa_J23119</sbol:displayId>
    <prov:wasDerivedFrom rdf:resource="http://partsregistry.org/Part:BBa_J23119"/>
    <dcterms:title>J23119 promoter</dcterms:title>
    <dcterms:description>Constitutive promoter</dcterms:description>
    <sbol:type rdf:resource="http://www.biopax.org/release/biopax-level3.owl#DnaRegion"/>
    <sbol:role rdf:resource="http://identifiers.org/so/SO:0000167"/>
    <sbol:role rdf:resource="http://identifiers.org/so/SO:0000613"/>
    <sbol:sequenceAnnotation>
      <sbol:SequenceAnnotation rdf:about="http://partsregistry.org/cd/BBa_J23119/cutat10">
        <sbol:persistentIdentity rdf:resource="http://partsregistry.org/cd/BBa_J23119/cutat10"/>
        <sbol:displayId>cutat10</sbol:displayId>
        <sbol:location>
          <sbol:Cut rdf:about="http://partsregistry.org/cd/BBa_J23119/cutat10/cut1">
            <sbol:persistentIdentity rdf:resource="http://partsregistry.org/cd/BBa_J23119/cutat10/cut1"/>
            <sbol:displayId>cut1</sbol:displayId>
            <sbol:at>10</sbol:at>
            <sbol:orientation rdf:resource="http://sbols.org/v2#inline"/>
          </sbol:Cut>
        </sbol:location>
      </sbol:SequenceAnnotation>
    </sbol:sequenceAnnotation>
    <sbol:sequenceAnnotation>
      <sbol:SequenceAnnotation rdf:about="http://partsregistry.org/cd/BBa_J23119/cutat12">
        <sbol:persistentIdentity rdf:resource="http://partsregistry.org/cd/BBa_J23119/cutat12"/>

```

```

1 <sbol:displayId>cutat12</sbol:displayId>
2 <sbol:location>
3   <sbol:Cut rdf:about="http://partsregistry.org/cd/BBa_J23119/cutat12/cut2">
4     <sbol:persistentIdentity rdf:resource="http://partsregistry.org/cd/BBa_J23119/cutat12/cut2"/>
5     <sbol:displayId>cut2</sbol:displayId>
6     <sbol:at>12</sbol:at>
7     <sbol:orientation rdf:resource="http://sbols.org/v2#inline"/>
8   </sbol:Cut>
9 </sbol:location>
10 </sbol:SequenceAnnotation>
11 </sbol:sequenceAnnotation>
12 <sbol:sequence rdf:resource="http://partsregistry.org/seq/BBa_J23119"/>
13 </sbol:ComponentDefinition>
14 <sbol:Sequence rdf:about="http://partsregistry.org/seq/BBa_J23119">
15   <sbol:persistentIdentity rdf:resource="http://partsregistry.org/seq/BBa_J23119"/>
16   <sbol:displayId>BBa_J23119</sbol:displayId>
17   <prov:wasDerivedFrom rdf:resource="http://parts.igem.org/Part:BBa_J23119:Design"/>
18   <sbol:elements>ttgacagctagctcagtcctaggataatgctagc</sbol:elements>
19   <sbol:encoding rdf:resource="http://www.chem.qmul.ac.uk/iubmb/misc/naseq.html"/>
20 </sbol:Sequence>
21 </rdf:RDF>
22

```

### B.1.5 Serializing Model Objects

This example shows the serialization of a `Model`. In this example, the `Model` refers to an ODE model written in SBML that can be accessed the identified source repository.

```

26 <?xml version="1.0" ?>
27 <rdf:RDF xmlns:rdf="http://www.w3.org/1999/02/22-rdf-syntax-ns#" xmlns:dcterms="http://purl.org/dc/terms/" xmlns:prov="http://www.
28   w3.org/ns/prov#" xmlns:sbol="http://sbols.org/v2#">
29   <sbol:Model rdf:about="http://www.sbolstandard.org/examples/pIKE_Toggle_1">
30     <sbol:persistentIdentity rdf:resource="http://www.sbolstandard.org/examples/pIKE_Toggle_1"/>
31     <sbol:displayId>pIKE_Toggle_1</sbol:displayId>
32     <dcterms:title>pIKE_Toggle_1 toggle switch</dcterms:title>
33     <sbol:source rdf:resource="http://virtualparts.org/part/pIKE_Toggle_1"/>
34     <sbol:language rdf:resource="http://identifiers.org/edam/format_2585"/>
35     <sbol:framework rdf:resource="http://identifiers.org/biomodels.sbo/SBO:0000062"/>
36   </sbol:Model>
37 </rdf:RDF>
38

```

### B.1.6 Serializing ModuleDefinition Objects

This example shows the serialization of a simple `ModuleDefinition`. This `ModuleDefinition` includes an `Interaction` that represents the translation of a protein.

```

43 <?xml version="1.0" ?>
44 <rdf:RDF xmlns:rdf="http://www.w3.org/1999/02/22-rdf-syntax-ns#" xmlns:dcterms="http://purl.org/dc/terms/" xmlns:prov="http://www.
45   w3.org/ns/prov#" xmlns:sbol="http://sbols.org/v2#">
46   <sbol:ModuleDefinition rdf:about="http://sbolstandard.org/example/md/GFP_expression">
47     <sbol:persistentIdentity rdf:resource="http://sbolstandard.org/example/md/GFP_expression"/>
48     <sbol:displayId>GFP_expression</sbol:displayId>
49     <sbol:functionalComponent>
50       <sbol:FunctionalComponent rdf:about="http://sbolstandard.org/example/md/GFP_expression/Constitutive_GFP">
51         <sbol:persistentIdentity rdf:resource="http://sbolstandard.org/example/md/GFP_expression/Constitutive_GFP"/>
52         <sbol:displayId>Constitutive_GFP</sbol:displayId>
53         <sbol:definition rdf:resource="http://sbolstandard.org/example/GFP_generator"/>
54         <sbol:access rdf:resource="http://sbols.org/v2#public"/>
55         <sbol:direction rdf:resource="http://sbols.org/v2#in"/>
56       </sbol:FunctionalComponent>
57     </sbol:functionalComponent>
58     <sbol:functionalComponent>
59       <sbol:FunctionalComponent rdf:about="http://sbolstandard.org/example/md/GFP_expression/GFP_protein">
60         <sbol:persistentIdentity rdf:resource="http://sbolstandard.org/example/md/GFP_expression/GFP_protein"/>
61         <sbol:displayId>GFP_protein</sbol:displayId>
62

```

```

1 <sbol:definition rdf:resource="http://sbolstandard.org/example/GFP"/>
2 <sbol:access rdf:resource="http://sbols.org/v2#public"/>
3 <sbol:direction rdf:resource="http://sbols.org/v2#out"/>
4 </sbol:FunctionalComponent>
5 </sbol:functionalComponent>
6 <sbol:interaction>
7 <sbol:Interaction rdf:about="http://sbolstandard.org/example/md/GFP_expression/express_GFP">
8 <sbol:persistentIdentity rdf:resource="http://sbolstandard.org/example/md/GFP_expression/express_GFP"/>
9 <sbol:displayId>express_GFP</sbol:displayId>
10 <sbol:type rdf:resource="Transcription"/>
11 <sbol:participation>
12 <sbol:Participation rdf:about="http://sbolstandard.org/example/md/GFP_expression/express_GFP/Protein">
13 <sbol:persistentIdentity rdf:resource="http://sbolstandard.org/example/md/GFP_expression/express_GFP/Protein"/>
14 <sbol:displayId>Protein</sbol:displayId>
15 <sbol:participant rdf:resource="http://sbolstandard.org/example/md/GFP_expression/GFP_protein"/>
16 </sbol:Participation>
17 </sbol:participation>
18 <sbol:participation>
19 <sbol:Participation rdf:about="http://sbolstandard.org/example/md/GFP_expression/express_GFP/CDS">
20 <sbol:persistentIdentity rdf:resource="http://sbolstandard.org/example/md/GFP_expression/express_GFP/CDS"/>
21 <sbol:displayId>CDS</sbol:displayId>
22 <sbol:participant rdf:resource="http://sbolstandard.org/example/md/GFP_expression/Constitutive_GFP"/>
23 </sbol:Participation>
24 </sbol:participation>
25 </sbol:Interaction>
26 </sbol:interaction>
27 </sbol:ModuleDefinition>
28 </rdf:RDF>
29 </rdf:RDF>

```

### B.1.7 Serializing Application Specific Data Within SBOL Objects

This example shows the serialization of application-specific data from [Annotation](#) objects. A [ComponentDefinition](#) that represents a promoter is annotated with custom data on the promoter's sigma factor and how it is regulated.

```

34 <?xml version="1.0" ?>
35 <rdf:RDF xmlns:pr="http://partsregistry.org/" xmlns:rdf="http://www.w3.org/1999/02/22-rdf-syntax-ns#" xmlns:dcterms="http://purl.
36 org/dc/terms/" xmlns:prov="http://www.w3.org/ns/prov#" xmlns:sbol="http://sbols.org/v2#"
37 <sbol:ComponentDefinition rdf:about="http://partsregistry.org/cd/BBa_J23119">
38 <sbol:persistentIdentity rdf:resource="http://partsregistry.org/cd/BBa_J23119"/>
39 <sbol:displayId>BBa_J23119</sbol:displayId>
40 <pr:group>iGEM2006_Berkeley</pr:group>
41 <pr:experience rdf:resource="http://parts.igem.org/cgi/partsdb/part_info.cgi?part_name=BBa_J23119"/>
42 <pr:information>
43 <pr:Information rdf:about="http://parts.igem.org/cgi/partsdb/part_info.cgi?part_name=BBa_J23119">
44 <pr:sigmafactor>//rnap/prokaryote/ecoli/sigma70</pr:sigmafactor>
45 <pr:regulation>//regulation/constitutive</pr:regulation>
46 </pr:Information>
47 </pr:information>
48 <dcterms:title>J23119</dcterms:title>
49 <dcterms:description>Constitutive promoter</dcterms:description>
50 <sbol:type rdf:resource="http://www.biopax.org/release/biopax-level3.owl#DnaRegion"/>
51 <sbol:role rdf:resource="http://identifiers.org/so/SO:0000167"/>
52 </sbol:ComponentDefinition>
53 </rdf:RDF>
54 </rdf:RDF>
55

```

### B.1.8 Serializing Application-Specific Data Outside SBOL Objects

This example shows the serialization of application-specific data from [GenericTopLevel](#) objects. Such data can be referenced by other SBOL objects via [Annotation](#) objects.

```

59 <?xml version="1.0" ?>
60 <rdf:RDF xmlns:myapp="http://www.myapp.org/" xmlns:rdf="http://www.w3.org/1999/02/22-rdf-syntax-ns#" xmlns:dcterms="http://purl.
61 org/dc/terms/" xmlns:prov="http://www.w3.org/ns/prov#" xmlns:sbol="http://sbols.org/v2#"
62

```

```

1 <sbol:ComponentDefinition rdf:about="http://www.partsregistry.org/cd/BBa_J23119">
2   <sbol:persistentIdentity rdf:resource="http://www.partsregistry.org/cd/BBa_J23119"/>
3   <sbol:displayId>BBa_J23119</sbol:displayId>
4   <prov:wasDerivedFrom rdf:resource="http://www.partsregistry.org/Part:BBa_J23119"/>
5   <myapp:datasheet rdf:resource="http://www.partsregistry.org/gen/datasheet1"/>
6   <dcterms:title>J23119</dcterms:title>
7   <dcterms:description>Constitutive promoter</dcterms:description>
8   <sbol:type rdf:resource="http://www.biopax.org/release/biopax-level3.owl#DnaRegion"/>
9   <sbol:role rdf:resource="http://identifiers.org/so/SO:0000167"/>
10 </sbol:ComponentDefinition>
11 <myapp:Datasheet rdf:about="http://www.partsregistry.org/gen/datasheet1">
12   <sbol:persistentIdentity rdf:resource="http://www.partsregistry.org/gen/datasheet1"/>
13   <sbol:displayId>datasheet1</sbol:displayId>
14   <myapp:characterizationData rdf:resource="http://www.myapp.org/measurement/1"/>
15   <myapp:transcriptionRate>1</myapp:transcriptionRate>
16   <dcterms:title>Datasheet 1</dcterms:title>
17 </myapp:Datasheet>
18 </rdf:RDF>

```

### B.1.9 Serializing Collection Objects

This example shows the serialization of a [Collection](#). This [Collection](#) represents a library of promoters.

```

22 <?xml version="1.0" ?>
23 <rdf:RDF xmlns:rdf="http://www.w3.org/1999/02/22-rdf-syntax-ns#" xmlns:dcterms="http://purl.org/dc/terms/" xmlns:prov="http://www.
24   w3.org/ns/prov#" xmlns:sbol="http://sbols.org/v2#">
25   <sbol:Collection rdf:about="http://parts.igem.org/Promoters/Catalog/Anderson">
26     <sbol:persistentIdentity rdf:resource="http://parts.igem.org/Promoters/Catalog/Anderson"/>
27     <sbol:displayId>Anderson</sbol:displayId>
28     <dcterms:title>Anderson promoters</dcterms:title>
29     <dcterms:description>The Anderson promoter collection</dcterms:description>
30     <sbol:member rdf:resource="http://partsregistry.org/Part:BBa_J23119"/>
31     <sbol:member rdf:resource="http://partsregistry.org/Part:BBa_J23118"/>
32   </sbol:Collection>
33 </rdf:RDF>
34

```

## B.2 Complex Examples

### B.2.1 PoPS Receiver

This example shows the serialization of the PoPS Receiver device designed by Canton and co-workers [Canton et al. \(2008\)](#). In particular, this example includes the serialization of a [ComponentDefinition](#) that composes five [Component](#) objects to define the structure of a detector for the cell-cell signaling molecule 3OC<sub>6</sub>HSL. The five components are arranged in a sequence: first come four [Component](#) objects that together implement constitutive expression of the LuxR protein, which in turn responds to 3OC<sub>6</sub>HSL: a constitutive promoter, 5'UTR, coding sequence for LuxR, and terminator. Finally, after these objects comes the [Component](#) object for the pLuxR promoter, which is activated in the presence of LuxR and 3OC<sub>6</sub>HSL. Complete details of the device can be found in the cited paper and also at [http://parts.igem.org/Part:BBa\\_F2620](http://parts.igem.org/Part:BBa_F2620).

```

46 <?xml version="1.0" ?>
47 <rdf:RDF xmlns:pr="http://partsregistry.org" xmlns:rdf="http://www.w3.org/1999/02/22-rdf-syntax-ns#" xmlns:dcterms="http://purl.
48   org/dc/terms/" xmlns:prov="http://www.w3.org/ns/prov#" xmlns:sbol="http://sbols.org/v2#">
49   <sbol:ComponentDefinition rdf:about="http://partsregistry.org/cd/BBa_F2620">
50     <sbol:persistentIdentity rdf:resource="http://partsregistry.org/cd/BBa_F2620"/>
51     <sbol:displayId>BBa_F2620</sbol:displayId>
52     <dcterms:title>BBa_F2620</dcterms:title>
53     <dcterms:description>3OC6HSL -&gt; PoPS Receiver</dcterms:description>
54     <sbol:type rdf:resource="http://www.biopax.org/release/biopax-level3.owl#DnaRegion"/>
55     <sbol:role rdf:resource="http://identifiers.org/so/SO:00001411"/>
56     <sbol:component>
57       <sbol:Component rdf:about="http://partsregistry.org/cd/BBa_F2620/pLuxR">
58         <sbol:persistentIdentity rdf:resource="http://partsregistry.org/cd/BBa_F2620/pLuxR"/>
59

```

```

1 <sbol:displayId>pLuxR</sbol:displayId>
2 <sbol:access rdf:resource="http://sbols.org/v2#public"/>
3 <sbol:definition rdf:resource="http://partsregistry.org/cd/BBa_R0062"/>
4 </sbol:Component>
5 </sbol:component>
6 <sbol:component>
7 <sbol:Component rdf:about="http://partsregistry.org/cd/BBa_F2620/luxR">
8 <sbol:persistentIdentity rdf:resource="http://partsregistry.org/cd/BBa_F2620/luxR"/>
9 <sbol:displayId>luxR</sbol:displayId>
10 <sbol:access rdf:resource="http://sbols.org/v2#public"/>
11 <sbol:definition rdf:resource="http://partsregistry.org/cd/BBa_C0062"/>
12 </sbol:Component>
13 </sbol:component>
14 <sbol:component>
15 <sbol:Component rdf:about="http://partsregistry.org/cd/BBa_F2620/pTetR">
16 <sbol:persistentIdentity rdf:resource="http://partsregistry.org/cd/BBa_F2620/pTetR"/>
17 <sbol:displayId>pTetR</sbol:displayId>
18 <sbol:access rdf:resource="http://sbols.org/v2#public"/>
19 <sbol:definition rdf:resource="http://partsregistry.org/cd/BBa_R0040"/>
20 </sbol:Component>
21 </sbol:component>
22 <sbol:component>
23 <sbol:Component rdf:about="http://partsregistry.org/cd/BBa_F2620/ter">
24 <sbol:persistentIdentity rdf:resource="http://partsregistry.org/cd/BBa_F2620/ter"/>
25 <sbol:displayId>ter</sbol:displayId>
26 <sbol:access rdf:resource="http://sbols.org/v2#public"/>
27 <sbol:definition rdf:resource="http://partsregistry.org/cd/BBa_B0015"/>
28 </sbol:Component>
29 </sbol:component>
30 <sbol:component>
31 <sbol:Component rdf:about="http://partsregistry.org/cd/BBa_F2620/rbs">
32 <sbol:persistentIdentity rdf:resource="http://partsregistry.org/cd/BBa_F2620/rbs"/>
33 <sbol:displayId>rbs</sbol:displayId>
34 <sbol:access rdf:resource="http://sbols.org/v2#public"/>
35 <sbol:definition rdf:resource="http://partsregistry.org/cd/BBa_B0034"/>
36 </sbol:Component>
37 </sbol:component>
38 <sbol:sequenceAnnotation>
39 <sbol:SequenceAnnotation rdf:about="http://partsregistry.org/cd/BBa_F2620/anno3">
40 <sbol:persistentIdentity rdf:resource="http://partsregistry.org/cd/BBa_F2620/anno3"/>
41 <sbol:displayId>anno3</sbol:displayId>
42 <sbol:location>
43 <sbol:Range rdf:about="http://partsregistry.org/cd/BBa_F2620/anno3/location3">
44 <sbol:persistentIdentity rdf:resource="http://partsregistry.org/cd/BBa_F2620/anno3/location3"/>
45 <sbol:displayId>location3</sbol:displayId>
46 <sbol:start>69</sbol:start>
47 <sbol:end>770</sbol:end>
48 <sbol:orientation rdf:resource="http://sbols.org/v2#inline"/>
49 </sbol:Range>
50 </sbol:location>
51 <sbol:component rdf:resource="http://partsregistry.org/cd/BBa_F2620/luxR"/>
52 </sbol:SequenceAnnotation>
53 </sbol:sequenceAnnotation>
54 <sbol:sequenceAnnotation>
55 <sbol:SequenceAnnotation rdf:about="http://partsregistry.org/cd/BBa_F2620/anno5">
56 <sbol:persistentIdentity rdf:resource="http://partsregistry.org/cd/BBa_F2620/anno5"/>
57 <sbol:displayId>anno5</sbol:displayId>
58 <sbol:location>
59 <sbol:Range rdf:about="http://partsregistry.org/cd/BBa_F2620/anno5/location5">
60 <sbol:persistentIdentity rdf:resource="http://partsregistry.org/cd/BBa_F2620/anno5/location5"/>
61 <sbol:displayId>location5</sbol:displayId>
62 <sbol:start>901</sbol:start>
63 <sbol:end>956</sbol:end>
64 <sbol:orientation rdf:resource="http://sbols.org/v2#inline"/>
65 </sbol:Range>
66 </sbol:location>
67 <sbol:component rdf:resource="http://partsregistry.org/cd/BBa_F2620/pLuxR"/>
68 </sbol:SequenceAnnotation>
69 </sbol:sequenceAnnotation>

```

```

<sbol:sequenceAnnotation>
  <sbol:SequenceAnnotation rdf:about="http://partsregistry.org/cd/BBa_F2620/anno1">
    <sbol:persistentIdentity rdf:resource="http://partsregistry.org/cd/BBa_F2620/anno1"/>
    <sbol:displayId>anno1</sbol:displayId>
    <sbol:location>
      <sbol:Range rdf:about="http://partsregistry.org/cd/BBa_F2620/anno1/location1">
        <sbol:persistentIdentity rdf:resource="http://partsregistry.org/cd/BBa_F2620/anno1/location1"/>
        <sbol:displayId>location1</sbol:displayId>
        <sbol:start>1</sbol:start>
        <sbol:end>55</sbol:end>
        <sbol:orientation rdf:resource="http://sbols.org/v2#inline"/>
      </sbol:Range>
    </sbol:location>
    <sbol:component rdf:resource="http://partsregistry.org/cd/BBa_F2620/pTetR"/>
  </sbol:SequenceAnnotation>
</sbol:sequenceAnnotation>
<sbol:sequenceAnnotation>
  <sbol:SequenceAnnotation rdf:about="http://partsregistry.org/cd/BBa_F2620/anno4">
    <sbol:persistentIdentity rdf:resource="http://partsregistry.org/cd/BBa_F2620/anno4"/>
    <sbol:displayId>anno4</sbol:displayId>
    <sbol:location>
      <sbol:Range rdf:about="http://partsregistry.org/cd/BBa_F2620/anno4/location4">
        <sbol:persistentIdentity rdf:resource="http://partsregistry.org/cd/BBa_F2620/anno4/location4"/>
        <sbol:displayId>location4</sbol:displayId>
        <sbol:start>771</sbol:start>
        <sbol:end>900</sbol:end>
        <sbol:orientation rdf:resource="http://sbols.org/v2#inline"/>
      </sbol:Range>
    </sbol:location>
    <sbol:component rdf:resource="http://partsregistry.org/cd/BBa_F2620/ter"/>
  </sbol:SequenceAnnotation>
</sbol:sequenceAnnotation>
<sbol:sequenceAnnotation>
  <sbol:SequenceAnnotation rdf:about="http://partsregistry.org/cd/BBa_F2620/anno2">
    <sbol:persistentIdentity rdf:resource="http://partsregistry.org/cd/BBa_F2620/anno2"/>
    <sbol:displayId>anno2</sbol:displayId>
    <sbol:location>
      <sbol:Range rdf:about="http://partsregistry.org/cd/BBa_F2620/anno2/location2">
        <sbol:persistentIdentity rdf:resource="http://partsregistry.org/cd/BBa_F2620/anno2/location2"/>
        <sbol:displayId>location2</sbol:displayId>
        <sbol:start>56</sbol:start>
        <sbol:end>68</sbol:end>
        <sbol:orientation rdf:resource="http://sbols.org/v2#inline"/>
      </sbol:Range>
    </sbol:location>
    <sbol:component rdf:resource="http://partsregistry.org/cd/BBa_F2620/rbs"/>
  </sbol:SequenceAnnotation>
</sbol:sequenceAnnotation>
</sbol:ComponentDefinition>
<sbol:ComponentDefinition rdf:about="http://partsregistry.org/cd/BBa_R0062">
  <sbol:persistentIdentity rdf:resource="http://partsregistry.org/cd/BBa_R0062"/>
  <sbol:displayId>BBa_R0062</sbol:displayId>
  <dcterms:title>pLuxR</dcterms:title>
  <dcterms:description>LuxR inducible promoter</dcterms:description>
  <sbol:type rdf:resource="http://www.biopax.org/release/biopax-level3.owl#DnaRegion"/>
  <sbol:role rdf:resource="http://identifiers.org/so/SO:0000167"/>
  <sbol:sequence rdf:resource="http://partsregistry.org/seq/BBa_R0062"/>
</sbol:ComponentDefinition>
<sbol:ComponentDefinition rdf:about="http://partsregistry.org/cd/BBa_B0015">
  <sbol:persistentIdentity rdf:resource="http://partsregistry.org/cd/BBa_B0015"/>
  <sbol:displayId>BBa_B0015</sbol:displayId>
  <dcterms:title>BBa_B0015</dcterms:title>
  <dcterms:description>Double terminator</dcterms:description>
  <sbol:type rdf:resource="http://www.biopax.org/release/biopax-level3.owl#DnaRegion"/>
  <sbol:role rdf:resource="http://identifiers.org/so/SO:0000141"/>
  <sbol:sequence rdf:resource="http://partsregistry.org/seq/BBa_B0015"/>
</sbol:ComponentDefinition>
<sbol:ComponentDefinition rdf:about="http://partsregistry.org/cd/BBa_C0062">
  <sbol:persistentIdentity rdf:resource="http://partsregistry.org/cd/BBa_C0062"/>

```

1  
2  
3  
4  
5  
6  
7  
8  
9  
10  
11  
12  
13  
14  
15  
16  
17  
18  
19  
20  
21  
22  
23  
24  
25  
26  
27  
28  
29  
30  
31  
32  
33  
34  
35  
36  
37  
38  
39  
40  
41  
42  
43  
44  
45  
46  
47  
48  
49  
50  
51  
52  
53  
54  
55  
56  
57  
58  
59  
60  
61  
62  
63  
64  
65  
66  
67  
68  
69



```

1 <sbol:displayId>BBa_C0062</sbol:displayId>
2 <dcterms:title>luxR</dcterms:title>
3 <dcterms:description>luxR coding sequence</dcterms:description>
4 <sbol:type rdf:resource="http://www.biopax.org/release/biopax-level3.owl#DnaRegion"/>
5 <sbol:role rdf:resource="http://identifiers.org/so/SO:0000316"/>
6 <sbol:sequence rdf:resource="http://partsregistry.org/seq/BBa_C0062"/>
7 </sbol:ComponentDefinition>
8 <sbol:ComponentDefinition rdf:about="http://partsregistry.org/cd/BBa_R0040">
9 <sbol:persistentIdentity rdf:resource="http://partsregistry.org/cd/BBa_R0040"/>
10 <sbol:displayId>BBa_R0040</sbol:displayId>
11 <dcterms:title>pTetR</dcterms:title>
12 <dcterms:description>TetR repressible promoter</dcterms:description>
13 <sbol:type rdf:resource="http://www.biopax.org/release/biopax-level3.owl#DnaRegion"/>
14 <sbol:role rdf:resource="http://identifiers.org/so/SO:0000167"/>
15 <sbol:sequence rdf:resource="http://partsregistry.org/seq/BBa_R0040"/>
16 </sbol:ComponentDefinition>
17 <sbol:ComponentDefinition rdf:about="http://partsregistry.org/cd/BBa_B0034">
18 <sbol:persistentIdentity rdf:resource="http://partsregistry.org/cd/BBa_B0034"/>
19 <sbol:displayId>BBa_B0034</sbol:displayId>
20 <dcterms:title>BBa_B0034</dcterms:title>
21 <dcterms:description>RBS based on Elowitz repressilator</dcterms:description>
22 <sbol:type rdf:resource="http://www.biopax.org/release/biopax-level3.owl#DnaRegion"/>
23 <sbol:role rdf:resource="http://identifiers.org/so/SO:0000139"/>
24 <sbol:sequence rdf:resource="http://partsregistry.org/seq/BBa_B0034"/>
25 </sbol:ComponentDefinition>
26 <sbol:Sequence rdf:about="http://partsregistry.org/seq/BBa_B0034">
27 <sbol:persistentIdentity rdf:resource="http://partsregistry.org/seq/BBa_B0034"/>
28 <sbol:displayId>BBa_B0034</sbol:displayId>
29 <sbol:elements>aaagaggagaaa</sbol:elements>
30 <sbol:encoding rdf:resource="http://www.chem.qmul.ac.uk/iubmb/misc/naseq.html"/>
31 </sbol:Sequence>
32 <sbol:Sequence rdf:about="http://partsregistry.org/seq/BBa_R0040">
33 <sbol:persistentIdentity rdf:resource="http://partsregistry.org/seq/BBa_R0040"/>
34 <sbol:displayId>BBa_R0040</sbol:displayId>
35 <sbol:elements>tccctatcagtgatagagattgacatccctatcagtgatagagatactgagcac</sbol:elements>
36 <sbol:encoding rdf:resource="http://www.chem.qmul.ac.uk/iubmb/misc/naseq.html"/>
37 </sbol:Sequence>
38 <sbol:Sequence rdf:about="http://partsregistry.org/seq/BBa_C0062">
39 <sbol:persistentIdentity rdf:resource="http://partsregistry.org/seq/BBa_C0062"/>
40 <sbol:displayId>BBa_C0062</sbol:displayId>
41 <sbol:elements>atgcttatctgatatgactaaaatggtacattgtgaatattttactcgcgatcatttatcctcattcta
42 tggtaaatctgatatttcaatcctagataattacctaataatggaggcaatattatgatgacgctaatttaataaaatgat
43 cctatagtagattattcctaactccaatcattccaataatggaatatttgaaaacaatgctgtaataaaaaatctccaaa
44 tgaataaagaagcgaataacatcaggtcttatcactgggttagttccctattcatacggctacaatggcttcggaatccta
45 gttttgcacattcagaaaaagacaactatagatagtttattttacatgctgtatgaacatacattaatgttccctctcta
46 gttgataattatcgaaaaataaatatagcaaatataaatcaacaacgatttaaccaaagagaaaaaagaatgttagcgtgggc
47 atgcaaggaagaaagctcttgggatattcaaaaatattaggtgacgtgagcgtactgctcttccatttaaccaatgcgcaa
48 tgaactcaatacaacaacgctgccaagtatttctaaagcaatttaacagagcaattgatgtccatactttaaataata
49 taactgatagtgtagtgatcac</sbol:elements>
50 <sbol:encoding rdf:resource="http://www.chem.qmul.ac.uk/iubmb/misc/naseq.html"/>
51 </sbol:Sequence>
52 <sbol:Sequence rdf:about="http://partsregistry.org/seq/BBa_R0062">
53 <sbol:persistentIdentity rdf:resource="http://partsregistry.org/seq/BBa_R0062"/>
54 <sbol:displayId>BBa_R0062</sbol:displayId>
55 <sbol:elements>acctgtaggatcgtaggttacgcaagaaatggtttgttatagtcgaataaa</sbol:elements>
56 <sbol:encoding rdf:resource="http://www.chem.qmul.ac.uk/iubmb/misc/naseq.html"/>
57 </sbol:Sequence>
58 <sbol:Sequence rdf:about="http://partsregistry.org/seq/BBa_B0015">
59 <sbol:persistentIdentity rdf:resource="http://partsregistry.org/seq/BBa_B0015"/>
60 <sbol:displayId>BBa_B0015</sbol:displayId>
61 <sbol:elements>ccaggcatcaataaaaacgaaaggctcagtcgaaagactgggctttctgtttatctgtttgttgcggg
62 aacgctctactagatcaactgctcacttcgggtgggctttctgcgttata</sbol:elements>
63 <sbol:encoding rdf:resource="http://www.chem.qmul.ac.uk/iubmb/misc/naseq.html"/>
64 </sbol:Sequence>
65 </rdf:RDF>
66

```

## B.2.2 Toggle Switch

This example shows the serialization of the [ComponentDefinition](#) and [ModuleDefinition](#) objects for a LacI/TetR toggle switch similar to those constructed in [Gardner et al. \(2000\)](#). This design is essentially similar to the one presented in [Section 9](#), except that it uses some alternate groupings in how the total design is built up out of smaller entities.

```

<?xml version="1.0" ?>
<rdf:RDF xmlns:rdf="http://www.w3.org/1999/02/22-rdf-syntax-ns#" xmlns:dcterms="http://purl.org/dc/terms/" xmlns:prov="http://www.
  w3.org/ns/prov#" xmlns:sbol="http://sbols.org/v2#">
  <sbol:ModuleDefinition rdf:about="http://sbolstandard.org/example/toggle_switch">
    <sbol:persistentIdentity rdf:resource="http://sbolstandard.org/example/toggle_switch"/>
    <sbol:displayId>toggle_switch</sbol:displayId>
    <sbol:role rdf:resource="http://sbolstandard.org/example/module_role/toggle_switch"/>
    <sbol:functionalComponent>
      <sbol:FunctionalComponent rdf:about="http://sbolstandard.org/example/toggle_switch/TetR">
        <sbol:persistentIdentity rdf:resource="http://sbolstandard.org/example/toggle_switch/TetR"/>
        <sbol:displayId>TetR</sbol:displayId>
        <sbol:definition rdf:resource="http://identifiers.org/uniprot/Q6QR72"/>
        <sbol:access rdf:resource="http://sbols.org/v2#public"/>
        <sbol:direction rdf:resource="http://sbols.org/v2#inout"/>
      </sbol:FunctionalComponent>
    </sbol:functionalComponent>
    <sbol:functionalComponent>
      <sbol:FunctionalComponent rdf:about="http://sbolstandard.org/example/toggle_switch/LacI">
        <sbol:persistentIdentity rdf:resource="http://sbolstandard.org/example/toggle_switch/LacI"/>
        <sbol:displayId>LacI</sbol:displayId>
        <sbol:definition rdf:resource="http://identifiers.org/uniprot/P03023"/>
        <sbol:access rdf:resource="http://sbols.org/v2#public"/>
        <sbol:direction rdf:resource="http://sbols.org/v2#inout"/>
      </sbol:FunctionalComponent>
    </sbol:functionalComponent>
    <sbol:model rdf:resource="http://sbolstandard.org/example/toogleswitch"/>
    <sbol:module>
      <sbol:Module rdf:about="http://sbolstandard.org/example/toggle_switch/tetr_inverter">
        <sbol:persistentIdentity rdf:resource="http://sbolstandard.org/example/toggle_switch/tetr_inverter"/>
        <sbol:displayId>tetr_inverter</sbol:displayId>
        <sbol:definition rdf:resource="http://sbolstandard.org/example/tetr_inverter"/>
        <sbol:mapsTo>
          <sbol:MapsTo rdf:about="http://sbolstandard.org/example/toggle_switch/tetr_inverter/TetR_mapping">
            <sbol:persistentIdentity rdf:resource="http://sbolstandard.org/example/toggle_switch/tetr_inverter/TetR_mapping"/>
            <sbol:displayId>TetR_mapping</sbol:displayId>
            <sbol:refinement rdf:resource="http://sbols.org/v2#useRemote"/>
            <sbol:remote rdf:resource="http://sbolstandard.org/example/tetr_inverter/TF"/>
            <sbol:local rdf:resource="http://sbolstandard.org/example/toggle_switch/TetR"/>
          </sbol:MapsTo>
        </sbol:mapsTo>
      </sbol:Module>
    </sbol:module>
    <sbol:module>
      <sbol:Module rdf:about="http://sbolstandard.org/example/toggle_switch/laci_inverter">
        <sbol:persistentIdentity rdf:resource="http://sbolstandard.org/example/toggle_switch/laci_inverter"/>
        <sbol:displayId>laci_inverter</sbol:displayId>
        <sbol:definition rdf:resource="http://sbolstandard.org/example/laci_inverter"/>
        <sbol:mapsTo>
          <sbol:MapsTo rdf:about="http://sbolstandard.org/example/toggle_switch/laci_inverter/LacI_mapping">
            <sbol:persistentIdentity rdf:resource="http://sbolstandard.org/example/toggle_switch/laci_inverter/LacI_mapping"/>
            <sbol:displayId>LacI_mapping</sbol:displayId>
            <sbol:refinement rdf:resource="http://sbols.org/v2#useRemote"/>
            <sbol:remote rdf:resource="http://sbolstandard.org/example/laci_inverter/TF"/>
            <sbol:local rdf:resource="http://sbolstandard.org/example/toggle_switch/LacI"/>
          </sbol:MapsTo>
        </sbol:mapsTo>
      </sbol:Module>
    </sbol:module>
  </sbol:ModuleDefinition>
  <sbol:ModuleDefinition rdf:about="http://sbolstandard.org/example/laci_inverter">

```



```

1 <sbol:persistentIdentity rdf:resource="http://sbolstandard.org/example/laci_inverter"/>
2 <sbol:displayId>laci_inverter</sbol:displayId>
3 <sbol:role rdf:resource="http://parts.igem.org/cgi/partsdb/pgroup.cgi?pgroup=inverter"/>
4 <sbol:functionalComponent>
5   <sbol:FunctionalComponent rdf:about="http://sbolstandard.org/example/laci_inverter/TF">
6     <sbol:persistentIdentity rdf:resource="http://sbolstandard.org/example/laci_inverter/TF"/>
7     <sbol:displayId>TF</sbol:displayId>
8     <sbol:definition rdf:resource="http://identifiers.org/uniprot/P03023"/>
9     <sbol:access rdf:resource="http://sbols.org/v2#public"/>
10    <sbol:direction rdf:resource="http://sbols.org/v2#inout"/>
11  </sbol:FunctionalComponent>
12 </sbol:functionalComponent>
13 <sbol:functionalComponent>
14   <sbol:FunctionalComponent rdf:about="http://sbolstandard.org/example/laci_inverter/promoter">
15     <sbol:persistentIdentity rdf:resource="http://sbolstandard.org/example/laci_inverter/promoter"/>
16     <sbol:displayId>promoter</sbol:displayId>
17     <sbol:definition rdf:resource="http://www.partsregistry.org/BBa_R0010"/>
18     <sbol:access rdf:resource="http://sbols.org/v2#public"/>
19     <sbol:direction rdf:resource="http://sbols.org/v2#inout"/>
20  </sbol:FunctionalComponent>
21 </sbol:functionalComponent>
22 <sbol:interaction>
23   <sbol:Interaction rdf:about="http://sbolstandard.org/example/laci_inverter/LacI_pLacI">
24     <sbol:persistentIdentity rdf:resource="http://sbolstandard.org/example/laci_inverter/LacI_pLacI"/>
25     <sbol:displayId>LacI_pLacI</sbol:displayId>
26     <sbol:type rdf:resource="http://identifiers.org/biomodels.sbo/SBO:0000169"/>
27     <sbol:participation>
28       <sbol:Participation rdf:about="http://sbolstandard.org/example/laci_inverter/LacI_pLacI/BBa_R0010">
29         <sbol:persistentIdentity rdf:resource="http://sbolstandard.org/example/laci_inverter/LacI_pLacI/BBa_R0010"/>
30         <sbol:displayId>BBa_R0010</sbol:displayId>
31         <sbol:role rdf:resource="http://identifiers.org/biomodels.sbo/SBO:0000598"/>
32         <sbol:participant rdf:resource="http://sbolstandard.org/example/laci_inverter/promoter"/>
33       </sbol:Participation>
34     </sbol:participation>
35     <sbol:participation>
36       <sbol:Participation rdf:about="http://sbolstandard.org/example/laci_inverter/LacI_pLacI/P03023">
37         <sbol:persistentIdentity rdf:resource="http://sbolstandard.org/example/laci_inverter/LacI_pLacI/P03023"/>
38         <sbol:displayId>P03023</sbol:displayId>
39         <sbol:role rdf:resource="http://identifiers.org/biomodels.sbo/SBO:0000020"/>
40         <sbol:participant rdf:resource="http://sbolstandard.org/example/laci_inverter/TF"/>
41       </sbol:Participation>
42     </sbol:participation>
43   </sbol:Interaction>
44 </sbol:interaction>
45 </sbol:ModuleDefinition>
46 <sbol:ModuleDefinition rdf:about="http://sbolstandard.org/example/tetr_inverter">
47   <sbol:persistentIdentity rdf:resource="http://sbolstandard.org/example/tetr_inverter"/>
48   <sbol:displayId>tetr_inverter</sbol:displayId>
49   <sbol:role rdf:resource="http://parts.igem.org/cgi/partsdb/pgroup.cgi?pgroup=inverter"/>
50   <sbol:functionalComponent>
51     <sbol:FunctionalComponent rdf:about="http://sbolstandard.org/example/tetr_inverter/TF">
52       <sbol:persistentIdentity rdf:resource="http://sbolstandard.org/example/tetr_inverter/TF"/>
53       <sbol:displayId>TF</sbol:displayId>
54       <sbol:definition rdf:resource="http://identifiers.org/uniprot/Q6QR72"/>
55       <sbol:access rdf:resource="http://sbols.org/v2#public"/>
56       <sbol:direction rdf:resource="http://sbols.org/v2#inout"/>
57     </sbol:FunctionalComponent>
58   </sbol:functionalComponent>
59   <sbol:functionalComponent>
60     <sbol:FunctionalComponent rdf:about="http://sbolstandard.org/example/tetr_inverter/promoter">
61       <sbol:persistentIdentity rdf:resource="http://sbolstandard.org/example/tetr_inverter/promoter"/>
62       <sbol:displayId>promoter</sbol:displayId>
63       <sbol:definition rdf:resource="http://www.partsregistry.org/BBa_R0040"/>
64       <sbol:access rdf:resource="http://sbols.org/v2#public"/>
65       <sbol:direction rdf:resource="http://sbols.org/v2#inout"/>
66     </sbol:FunctionalComponent>
67   </sbol:functionalComponent>
68   <sbol:interaction>
69     <sbol:Interaction rdf:about="http://sbolstandard.org/example/tetr_inverter/LacI_pLacI">

```

```

1 <sbol:persistentIdentity rdf:resource="http://sbolstandard.org/example/tetr_inverter/LacI_pLacI"/>
2 <sbol:displayId>LacI_pLacI</sbol:displayId>
3 <sbol:type rdf:resource="http://identifiers.org/biomodels.sbo/SBO:0000169"/>
4 <sbol:participation>
5   <sbol:Participation rdf:about="http://sbolstandard.org/example/tetr_inverter/LacI_pLacI/Q6QR72">
6     <sbol:persistentIdentity rdf:resource="http://sbolstandard.org/example/tetr_inverter/LacI_pLacI/Q6QR72"/>
7     <sbol:displayId>Q6QR72</sbol:displayId>
8     <sbol:role rdf:resource="http://identifiers.org/biomodels.sbo/SBO:0000020"/>
9     <sbol:participant rdf:resource="http://sbolstandard.org/example/tetr_inverter/TF"/>
10   </sbol:Participation>
11 </sbol:participation>
12 <sbol:participation>
13   <sbol:Participation rdf:about="http://sbolstandard.org/example/tetr_inverter/LacI_pLacI/BBa_R0040">
14     <sbol:persistentIdentity rdf:resource="http://sbolstandard.org/example/tetr_inverter/LacI_pLacI/BBa_R0040"/>
15     <sbol:displayId>BBa_R0040</sbol:displayId>
16     <sbol:role rdf:resource="http://identifiers.org/biomodels.sbo/SBO:0000598"/>
17     <sbol:participant rdf:resource="http://sbolstandard.org/example/tetr_inverter/promoter"/>
18   </sbol:Participation>
19 </sbol:participation>
20 </sbol:Interaction>
21 </sbol:interaction>
22 </sbol:ModuleDefinition>
23 <sbol:Model rdf:about="http://sbolstandard.org/example/toogleswitch">
24   <sbol:persistentIdentity rdf:resource="http://sbolstandard.org/example/toogleswitch"/>
25   <sbol:displayId>toogleswitch</sbol:displayId>
26   <sbol:source rdf:resource="http://virtualparts.org/part/pIKE_Toggle_1"/>
27   <sbol:language rdf:resource="http://identifiers.org/edam/format_2585"/>
28   <sbol:framework rdf:resource="http://identifiers.org/biomodels.sbo/SBO:0000062"/>
29 </sbol:Model>
30 <sbol:ComponentDefinition rdf:about="http://www.virtualparts.org/part/pIKE_Toggle_1">
31   <sbol:persistentIdentity rdf:resource="http://www.virtualparts.org/part/pIKE_Toggle_1"/>
32   <sbol:displayId>pIKE_Toggle_1</sbol:displayId>
33   <dcterms:title>LacI/TetR Toggle Switch</dcterms:title>
34   <dcterms:description>LacI/TetR Toggle Switch</dcterms:description>
35   <sbol:type rdf:resource="http://www.biopax.org/release/biopax-level3.owl#DnaRegion"/>
36   <sbol:role rdf:resource="http://identifiers.org/so/SO:0000280"/>
37   <sbol:component>
38     <sbol:Component rdf:about="http://www.virtualparts.org/part/pIKE_Toggle_1/pIKERightCassette_1">
39       <sbol:persistentIdentity rdf:resource="http://www.virtualparts.org/part/pIKE_Toggle_1/pIKERightCassette_1"/>
40       <sbol:displayId>pIKERightCassette_1</sbol:displayId>
41       <sbol:access rdf:resource="http://sbols.org/v2#public"/>
42       <sbol:definition rdf:resource="http://www.virtualparts.org/part/pIKERightCassette_1"/>
43     </sbol:Component>
44   </sbol:component>
45   <sbol:component>
46     <sbol:Component rdf:about="http://www.virtualparts.org/part/pIKE_Toggle_1/pIKELeftCassette_1">
47       <sbol:persistentIdentity rdf:resource="http://www.virtualparts.org/part/pIKE_Toggle_1/pIKELeftCassette_1"/>
48       <sbol:displayId>pIKELeftCassette_1</sbol:displayId>
49       <sbol:access rdf:resource="http://sbols.org/v2#public"/>
50       <sbol:definition rdf:resource="http://www.virtualparts.org/part/pIKELeftCassette_1"/>
51     </sbol:Component>
52   </sbol:component>
53   <sbol:sequenceAnnotation>
54     <sbol:SequenceAnnotation rdf:about="http://www.virtualparts.org/part/pIKE_Toggle_1/anno2">
55       <sbol:persistentIdentity rdf:resource="http://www.virtualparts.org/part/pIKE_Toggle_1/anno2"/>
56       <sbol:displayId>anno2</sbol:displayId>
57       <sbol:location>
58         <sbol:Range rdf:about="http://www.virtualparts.org/part/pIKE_Toggle_1/anno2/location2">
59           <sbol:persistentIdentity rdf:resource="http://www.virtualparts.org/part/pIKE_Toggle_1/anno2/location2"/>
60           <sbol:displayId>location2</sbol:displayId>
61           <sbol:start>1286</sbol:start>
62           <sbol:end>2834</sbol:end>
63           <sbol:orientation rdf:resource="http://sbols.org/v2#inline"/>
64         </sbol:Range>
65       </sbol:location>
66       <sbol:component rdf:resource="http://www.virtualparts.org/part/pIKE_Toggle_1/pIKERightCassette_1"/>
67     </sbol:SequenceAnnotation>
68   </sbol:sequenceAnnotation>
69   <sbol:sequenceAnnotation>

```

```

1 <sbol:SequenceAnnotation rdf:about="http://www.virtualparts.org/part/pIKE_Toggle_1/anno1">
2   <sbol:persistentIdentity rdf:resource="http://www.virtualparts.org/part/pIKE_Toggle_1/anno1"/>
3   <sbol:displayId>anno1</sbol:displayId>
4   <sbol:location>
5     <sbol:Range rdf:about="http://www.virtualparts.org/part/pIKE_Toggle_1/anno1/location1">
6       <sbol:persistentIdentity rdf:resource="http://www.virtualparts.org/part/pIKE_Toggle_1/anno1/location1"/>
7       <sbol:displayId>location1</sbol:displayId>
8       <sbol:start>1</sbol:start>
9       <sbol:end>1285</sbol:end>
10      <sbol:orientation rdf:resource="http://sbols.org/v2#inline"/>
11    </sbol:Range>
12  </sbol:location>
13  <sbol:component rdf:resource="http://www.virtualparts.org/part/pIKE_Toggle_1/pIKELeftCassette_1"/>
14 </sbol:SequenceAnnotation>
15 </sbol:sequenceAnnotation>
16 </sbol:ComponentDefinition>
17 <sbol:ComponentDefinition rdf:about="http://www.partsregistry.org/BBa_J61130">
18   <sbol:persistentIdentity rdf:resource="http://www.partsregistry.org/BBa_J61130"/>
19   <sbol:displayId>BBa_J61130</sbol:displayId>
20   <dcterms:title>BBa_J61101 RBS</dcterms:title>
21   <dcterms:description>RBS2</dcterms:description>
22   <sbol:type rdf:resource="http://www.biopax.org/release/biopax-level3.owl#DnaRegion"/>
23   <sbol:role rdf:resource="http://identifiers.org/so/SO:0000139"/>
24   <sbol:sequence rdf:resource="http://www.virtualparts.org/part/BBa_J61130"/>
25 </sbol:ComponentDefinition>
26 <sbol:ComponentDefinition rdf:about="http://www.partsregistry.org/BBa_C0012">
27   <sbol:persistentIdentity rdf:resource="http://www.partsregistry.org/BBa_C0012"/>
28   <sbol:displayId>BBa_C0012</sbol:displayId>
29   <dcterms:title>lacI</dcterms:title>
30   <dcterms:description>lacI coding sequence</dcterms:description>
31   <sbol:type rdf:resource="http://www.biopax.org/release/biopax-level3.owl#DnaRegion"/>
32   <sbol:role rdf:resource="http://identifiers.org/so/SO:0000316"/>
33   <sbol:sequence rdf:resource="http://www.virtualparts.org/part/BBa_C0012"/>
34 </sbol:ComponentDefinition>
35 <sbol:ComponentDefinition rdf:about="http://www.partsregistry.org/ECK120033736">
36   <sbol:persistentIdentity rdf:resource="http://www.partsregistry.org/ECK120033736"/>
37   <sbol:displayId>ECK120033736</sbol:displayId>
38   <dcterms:title>ECK120033736</dcterms:title>
39   <dcterms:description>Terminator2</dcterms:description>
40   <sbol:type rdf:resource="http://www.biopax.org/release/biopax-level3.owl#DnaRegion"/>
41   <sbol:role rdf:resource="http://identifiers.org/so/SO:0000141"/>
42   <sbol:sequence rdf:resource="http://www.virtualparts.org/part/ECK120033736"/>
43 </sbol:ComponentDefinition>
44 <sbol:ComponentDefinition rdf:about="http://www.partsregistry.org/BBa_R0040">
45   <sbol:persistentIdentity rdf:resource="http://www.partsregistry.org/BBa_R0040"/>
46   <sbol:displayId>BBa_R0040</sbol:displayId>
47   <dcterms:title>pTetR</dcterms:title>
48   <dcterms:description>pTet promoter</dcterms:description>
49   <sbol:type rdf:resource="http://www.biopax.org/release/biopax-level3.owl#DnaRegion"/>
50   <sbol:role rdf:resource="http://identifiers.org/so/SO:0000167"/>
51   <sbol:sequence rdf:resource="http://www.virtualparts.org/part/BBa_R0040"/>
52 </sbol:ComponentDefinition>
53 <sbol:ComponentDefinition rdf:about="http://identifiers.org/uniprot/Q6QR72">
54   <sbol:persistentIdentity rdf:resource="http://identifiers.org/uniprot/Q6QR72"/>
55   <sbol:displayId>Q6QR72</sbol:displayId>
56   <dcterms:title>TetR</dcterms:title>
57   <dcterms:description>TetR protein</dcterms:description>
58   <sbol:type rdf:resource="http://www.biopax.org/release/biopax-level3.owl#Protein"/>
59   <sbol:role rdf:resource="http://identifiers.org/biomodels.sbo/SBO:0000020"/>
60 </sbol:ComponentDefinition>
61 <sbol:ComponentDefinition rdf:about="http://identifiers.org/uniprot/P03023">
62   <sbol:persistentIdentity rdf:resource="http://identifiers.org/uniprot/P03023"/>
63   <sbol:displayId>P03023</sbol:displayId>
64   <dcterms:title>LacI</dcterms:title>
65   <dcterms:description>LacI protein</dcterms:description>
66   <sbol:type rdf:resource="http://www.biopax.org/release/biopax-level3.owl#Protein"/>
67   <sbol:role rdf:resource="http://identifiers.org/biomodels.sbo/SBO:0000020"/>
68 </sbol:ComponentDefinition>
69 <sbol:ComponentDefinition rdf:about="http://www.partsregistry.org/BBa_J61120">

```

```

1 <sbol:persistentIdentity rdf:resource="http://www.partsregistry.org/BBa_J61120"/>
2 <sbol:displayId>BBa_J61120</sbol:displayId>
3 <dcterms:title>BBa_J61101 RBS</dcterms:title>
4 <dcterms:description>RBS2</dcterms:description>
5 <sbol:type rdf:resource="http://www.biopax.org/release/biopax-level3.owl#DnaRegion"/>
6 <sbol:role rdf:resource="http://identifiers.org/so/SO:0000139"/>
7 <sbol:sequence rdf:resource="http://www.virtualparts.org/part/BBa_J61120"/>
8 </sbol:ComponentDefinition>
9 <sbol:ComponentDefinition rdf:about="http://www.partsregistry.org/BBa_E0040">
10 <sbol:persistentIdentity rdf:resource="http://www.partsregistry.org/BBa_E0040"/>
11 <sbol:displayId>BBa_E0040</sbol:displayId>
12 <dcterms:title>gfp</dcterms:title>
13 <dcterms:description>gfp coding sequence</dcterms:description>
14 <sbol:type rdf:resource="http://www.biopax.org/release/biopax-level3.owl#DnaRegion"/>
15 <sbol:role rdf:resource="http://identifiers.org/so/SO:0000316"/>
16 <sbol:sequence rdf:resource="http://www.virtualparts.org/part/BBa_E0040"/>
17 </sbol:ComponentDefinition>
18 <sbol:ComponentDefinition rdf:about="http://www.partsregistry.org/ECK120029600">
19 <sbol:persistentIdentity rdf:resource="http://www.partsregistry.org/ECK120029600"/>
20 <sbol:displayId>ECK120029600</sbol:displayId>
21 <dcterms:title>ECK120029600</dcterms:title>
22 <dcterms:description>Terminator1</dcterms:description>
23 <sbol:type rdf:resource="http://www.biopax.org/release/biopax-level3.owl#DnaRegion"/>
24 <sbol:role rdf:resource="http://identifiers.org/so/SO:0000141"/>
25 <sbol:sequence rdf:resource="http://www.virtualparts.org/part/ECK120029600"/>
26 </sbol:ComponentDefinition>
27 <sbol:ComponentDefinition rdf:about="http://www.virtualparts.org/part/pIKELeftCassette_1">
28 <sbol:persistentIdentity rdf:resource="http://www.virtualparts.org/part/pIKELeftCassette_1"/>
29 <sbol:displayId>pIKELeftCassette_1</sbol:displayId>
30 <dcterms:title>TetR Inverter</dcterms:title>
31 <dcterms:description>TetR Inverter</dcterms:description>
32 <sbol:type rdf:resource="http://www.biopax.org/release/biopax-level3.owl#DnaRegion"/>
33 <sbol:role rdf:resource="http://identifiers.org/so/SO:0000280"/>
34 <sbol:component>
35 <sbol:Component rdf:about="http://www.virtualparts.org/part/pIKELeftCassette_1/ECK120029600">
36 <sbol:persistentIdentity rdf:resource="http://www.virtualparts.org/part/pIKELeftCassette_1/ECK120029600"/>
37 <sbol:displayId>ECK120029600</sbol:displayId>
38 <sbol:access rdf:resource="http://sbols.org/v2#public"/>
39 <sbol:definition rdf:resource="http://www.partsregistry.org/ECK120029600"/>
40 </sbol:Component>
41 </sbol:component>
42 <sbol:component>
43 <sbol:Component rdf:about="http://www.virtualparts.org/part/pIKELeftCassette_1/BBa_R0040">
44 <sbol:persistentIdentity rdf:resource="http://www.virtualparts.org/part/pIKELeftCassette_1/BBa_R0040"/>
45 <sbol:displayId>BBa_R0040</sbol:displayId>
46 <sbol:access rdf:resource="http://sbols.org/v2#public"/>
47 <sbol:definition rdf:resource="http://www.partsregistry.org/BBa_R0040"/>
48 </sbol:Component>
49 </sbol:component>
50 <sbol:component>
51 <sbol:Component rdf:about="http://www.virtualparts.org/part/pIKELeftCassette_1/BBa_C0012">
52 <sbol:persistentIdentity rdf:resource="http://www.virtualparts.org/part/pIKELeftCassette_1/BBa_C0012"/>
53 <sbol:displayId>BBa_C0012</sbol:displayId>
54 <sbol:access rdf:resource="http://sbols.org/v2#public"/>
55 <sbol:definition rdf:resource="http://www.partsregistry.org/BBa_C0012"/>
56 </sbol:Component>
57 </sbol:component>
58 <sbol:component>
59 <sbol:Component rdf:about="http://www.virtualparts.org/part/pIKELeftCassette_1/BBa_J61101">
60 <sbol:persistentIdentity rdf:resource="http://www.virtualparts.org/part/pIKELeftCassette_1/BBa_J61101"/>
61 <sbol:displayId>BBa_J61101</sbol:displayId>
62 <sbol:access rdf:resource="http://sbols.org/v2#public"/>
63 <sbol:definition rdf:resource="http://www.partsregistry.org/BBa_J61101"/>
64 </sbol:Component>
65 </sbol:component>
66 <sbol:sequenceAnnotation>
67 <sbol:SequenceAnnotation rdf:about="http://www.virtualparts.org/part/pIKELeftCassette_1/anno4">
68 <sbol:persistentIdentity rdf:resource="http://www.virtualparts.org/part/pIKELeftCassette_1/anno4"/>
69 <sbol:displayId>anno4</sbol:displayId>

```

```

1 <sbol:location>
2   <sbol:Range rdf:about="http://www.virtualparts.org/part/pIKELeftCassette_1/anno4/location4">
3     <sbol:persistentIdentity rdf:resource="http://www.virtualparts.org/part/pIKELeftCassette_1/anno4/location4"/>
4     <sbol:displayId>location4</sbol:displayId>
5     <sbol:start>1198</sbol:start>
6     <sbol:end>1288</sbol:end>
7     <sbol:orientation rdf:resource="http://sbols.org/v2#inline"/>
8   </sbol:Range>
9 </sbol:location>
10 <sbol:component rdf:resource="http://www.virtualparts.org/part/pIKELeftCassette_1/ECK120029600"/>
11 </sbol:SequenceAnnotation>
12 </sbol:sequenceAnnotation>
13 <sbol:sequenceAnnotation>
14   <sbol:SequenceAnnotation rdf:about="http://www.virtualparts.org/part/pIKELeftCassette_1/anno2">
15     <sbol:persistentIdentity rdf:resource="http://www.virtualparts.org/part/pIKELeftCassette_1/anno2"/>
16     <sbol:displayId>anno2</sbol:displayId>
17     <sbol:location>
18       <sbol:Range rdf:about="http://www.virtualparts.org/part/pIKELeftCassette_1/anno2/location2">
19         <sbol:persistentIdentity rdf:resource="http://www.virtualparts.org/part/pIKELeftCassette_1/anno2/location2"/>
20         <sbol:displayId>location2</sbol:displayId>
21         <sbol:start>56</sbol:start>
22         <sbol:end>68</sbol:end>
23         <sbol:orientation rdf:resource="http://sbols.org/v2#inline"/>
24       </sbol:Range>
25     </sbol:location>
26     <sbol:component rdf:resource="http://www.virtualparts.org/part/pIKELeftCassette_1/BBa_J61101"/>
27   </sbol:SequenceAnnotation>
28 </sbol:sequenceAnnotation>
29 <sbol:sequenceAnnotation>
30   <sbol:SequenceAnnotation rdf:about="http://www.virtualparts.org/part/pIKELeftCassette_1/anno1">
31     <sbol:persistentIdentity rdf:resource="http://www.virtualparts.org/part/pIKELeftCassette_1/anno1"/>
32     <sbol:displayId>anno1</sbol:displayId>
33     <sbol:location>
34       <sbol:Range rdf:about="http://www.virtualparts.org/part/pIKELeftCassette_1/anno1/location1">
35         <sbol:persistentIdentity rdf:resource="http://www.virtualparts.org/part/pIKELeftCassette_1/anno1/location1"/>
36         <sbol:displayId>location1</sbol:displayId>
37         <sbol:start>1</sbol:start>
38         <sbol:end>55</sbol:end>
39         <sbol:orientation rdf:resource="http://sbols.org/v2#inline"/>
40       </sbol:Range>
41     </sbol:location>
42     <sbol:component rdf:resource="http://www.virtualparts.org/part/pIKELeftCassette_1/BBa_R0040"/>
43   </sbol:SequenceAnnotation>
44 </sbol:sequenceAnnotation>
45 <sbol:sequenceAnnotation>
46   <sbol:SequenceAnnotation rdf:about="http://www.virtualparts.org/part/pIKELeftCassette_1/anno3">
47     <sbol:persistentIdentity rdf:resource="http://www.virtualparts.org/part/pIKELeftCassette_1/anno3"/>
48     <sbol:displayId>anno3</sbol:displayId>
49     <sbol:location>
50       <sbol:Range rdf:about="http://www.virtualparts.org/part/pIKELeftCassette_1/anno3/location3">
51         <sbol:persistentIdentity rdf:resource="http://www.virtualparts.org/part/pIKELeftCassette_1/anno3/location3"/>
52         <sbol:displayId>location3</sbol:displayId>
53         <sbol:start>69</sbol:start>
54         <sbol:end>1197</sbol:end>
55         <sbol:orientation rdf:resource="http://sbols.org/v2#inline"/>
56       </sbol:Range>
57     </sbol:location>
58     <sbol:component rdf:resource="http://www.virtualparts.org/part/pIKELeftCassette_1/BBa_C0012"/>
59   </sbol:SequenceAnnotation>
60 </sbol:sequenceAnnotation>
61 </sbol:ComponentDefinition>
62 <sbol:ComponentDefinition rdf:about="http://www.partsregistry.org/BBa_J61101">
63   <sbol:persistentIdentity rdf:resource="http://www.partsregistry.org/BBa_J61101"/>
64   <sbol:displayId>BBa_J61101</sbol:displayId>
65   <dcterms:title>BBa_J61101 RBS</dcterms:title>
66   <dcterms:description>RBS1</dcterms:description>
67   <sbol:type rdf:resource="http://www.biopax.org/release/biopax-level3.owl#DnaRegion"/>
68   <sbol:role rdf:resource="http://identifiers.org/so/SO:0000139"/>
69   <sbol:sequence rdf:resource="http://www.virtualparts.org/part/BBa_J61101"/>

```



```

1 </sbol:ComponentDefinition>
2 <sbol:ComponentDefinition rdf:about="http://www.partsregistry.org/BBa_R0010">
3   <sbol:persistentIdentity rdf:resource="http://www.partsregistry.org/BBa_R0010"/>
4   <sbol:displayId>BBa_R0010</sbol:displayId>
5   <dcterms:title>pLacI</dcterms:title>
6   <dcterms:description>pLacI promoter</dcterms:description>
7   <sbol:type rdf:resource="http://www.biopax.org/release/biopax-level3.owl#DnaRegion"/>
8   <sbol:role rdf:resource="http://identifiers.org/so/SO:0000167"/>
9   <sbol:sequence rdf:resource="http://www.virtualparts.org/part/BBa_R0010"/>
10 </sbol:ComponentDefinition>
11 <sbol:ComponentDefinition rdf:about="http://identifiers.org/uniprot/P42212">
12   <sbol:persistentIdentity rdf:resource="http://identifiers.org/uniprot/P42212"/>
13   <sbol:displayId>P42212</sbol:displayId>
14   <dcterms:title>GFP</dcterms:title>
15   <dcterms:description>GFP protein</dcterms:description>
16   <sbol:type rdf:resource="http://www.biopax.org/release/biopax-level3.owl#Protein"/>
17   <sbol:role rdf:resource="http://identifiers.org/biomodels.sbo/SBO:0000011"/>
18 </sbol:ComponentDefinition>
19 <sbol:ComponentDefinition rdf:about="http://www.virtualparts.org/part/pIKERightCassette_1">
20   <sbol:persistentIdentity rdf:resource="http://www.virtualparts.org/part/pIKERightCassette_1"/>
21   <sbol:displayId>pIKERightCassette_1</sbol:displayId>
22   <dcterms:title>LacI Inverter</dcterms:title>
23   <dcterms:description>LacI Inverter</dcterms:description>
24   <sbol:type rdf:resource="http://www.biopax.org/release/biopax-level3.owl#DnaRegion"/>
25   <sbol:role rdf:resource="http://identifiers.org/so/SO:0000280"/>
26   <sbol:component>
27     <sbol:Component rdf:about="http://www.virtualparts.org/part/pIKERightCassette_1/BBa_R0010">
28       <sbol:persistentIdentity rdf:resource="http://www.virtualparts.org/part/pIKERightCassette_1/BBa_R0010"/>
29       <sbol:displayId>BBa_R0010</sbol:displayId>
30       <sbol:access rdf:resource="http://sbols.org/v2#public"/>
31       <sbol:definition rdf:resource="http://www.partsregistry.org/BBa_R0010"/>
32     </sbol:Component>
33   </sbol:component>
34   <sbol:component>
35     <sbol:Component rdf:about="http://www.virtualparts.org/part/pIKERightCassette_1/BBa_C0040">
36       <sbol:persistentIdentity rdf:resource="http://www.virtualparts.org/part/pIKERightCassette_1/BBa_C0040"/>
37       <sbol:displayId>BBa_C0040</sbol:displayId>
38       <sbol:access rdf:resource="http://sbols.org/v2#public"/>
39       <sbol:definition rdf:resource="http://www.partsregistry.org/BBa_C0040"/>
40     </sbol:Component>
41   </sbol:component>
42   <sbol:component>
43     <sbol:Component rdf:about="http://www.virtualparts.org/part/pIKERightCassette_1/BBa_J61130">
44       <sbol:persistentIdentity rdf:resource="http://www.virtualparts.org/part/pIKERightCassette_1/BBa_J61130"/>
45       <sbol:displayId>BBa_J61130</sbol:displayId>
46       <sbol:access rdf:resource="http://sbols.org/v2#public"/>
47       <sbol:definition rdf:resource="http://www.partsregistry.org/BBa_J61130"/>
48     </sbol:Component>
49   </sbol:component>
50   <sbol:component>
51     <sbol:Component rdf:about="http://www.virtualparts.org/part/pIKERightCassette_1/BBa_E0040">
52       <sbol:persistentIdentity rdf:resource="http://www.virtualparts.org/part/pIKERightCassette_1/BBa_E0040"/>
53       <sbol:displayId>BBa_E0040</sbol:displayId>
54       <sbol:access rdf:resource="http://sbols.org/v2#public"/>
55       <sbol:definition rdf:resource="http://www.partsregistry.org/BBa_E0040"/>
56     </sbol:Component>
57   </sbol:component>
58   <sbol:component>
59     <sbol:Component rdf:about="http://www.virtualparts.org/part/pIKERightCassette_1/ECK120033736">
60       <sbol:persistentIdentity rdf:resource="http://www.virtualparts.org/part/pIKERightCassette_1/ECK120033736"/>
61       <sbol:displayId>ECK120033736</sbol:displayId>
62       <sbol:access rdf:resource="http://sbols.org/v2#public"/>
63       <sbol:definition rdf:resource="http://www.partsregistry.org/ECK120033736"/>
64     </sbol:Component>
65   </sbol:component>
66   <sbol:component>
67     <sbol:Component rdf:about="http://www.virtualparts.org/part/pIKERightCassette_1/BBa_J61120">
68       <sbol:persistentIdentity rdf:resource="http://www.virtualparts.org/part/pIKERightCassette_1/BBa_J61120"/>
69       <sbol:displayId>BBa_J61120</sbol:displayId>

```

```

1 <sbol:access rdf:resource="http://sbols.org/v2#public"/>
2 <sbol:definition rdf:resource="http://www.partsregistry.org/BBa_J61120"/>
3 </sbol:Component>
4 </sbol:component>
5 <sbol:sequenceAnnotation>
6 <sbol:SequenceAnnotation rdf:about="http://www.virtualparts.org/part/pIKERightCassette_1/anno1">
7 <sbol:persistentIdentity rdf:resource="http://www.virtualparts.org/part/pIKERightCassette_1/anno1"/>
8 <sbol:displayId>anno1</sbol:displayId>
9 <sbol:location>
10 <sbol:Range rdf:about="http://www.virtualparts.org/part/pIKERightCassette_1/anno1/location1">
11 <sbol:persistentIdentity rdf:resource="http://www.virtualparts.org/part/pIKERightCassette_1/anno1/location1"/>
12 <sbol:displayId>location1</sbol:displayId>
13 <sbol:start>1</sbol:start>
14 <sbol:end>55</sbol:end>
15 <sbol:orientation rdf:resource="http://sbols.org/v2#inline"/>
16 </sbol:Range>
17 </sbol:location>
18 <sbol:component rdf:resource="http://www.virtualparts.org/part/pIKERightCassette_1/BBa_R0010"/>
19 </sbol:SequenceAnnotation>
20 </sbol:sequenceAnnotation>
21 <sbol:sequenceAnnotation>
22 <sbol:SequenceAnnotation rdf:about="http://www.virtualparts.org/part/pIKERightCassette_1/anno5">
23 <sbol:persistentIdentity rdf:resource="http://www.virtualparts.org/part/pIKERightCassette_1/anno5"/>
24 <sbol:displayId>anno5</sbol:displayId>
25 <sbol:location>
26 <sbol:Range rdf:about="http://www.virtualparts.org/part/pIKERightCassette_1/anno5/location5">
27 <sbol:persistentIdentity rdf:resource="http://www.virtualparts.org/part/pIKERightCassette_1/anno5/location5"/>
28 <sbol:displayId>location5</sbol:displayId>
29 <sbol:start>743</sbol:start>
30 <sbol:end>1463</sbol:end>
31 <sbol:orientation rdf:resource="http://sbols.org/v2#inline"/>
32 </sbol:Range>
33 </sbol:location>
34 <sbol:component rdf:resource="http://www.virtualparts.org/part/pIKERightCassette_1/BBa_E0040"/>
35 </sbol:SequenceAnnotation>
36 </sbol:sequenceAnnotation>
37 <sbol:sequenceAnnotation>
38 <sbol:SequenceAnnotation rdf:about="http://www.virtualparts.org/part/pIKERightCassette_1/anno6">
39 <sbol:persistentIdentity rdf:resource="http://www.virtualparts.org/part/pIKERightCassette_1/anno6"/>
40 <sbol:displayId>anno6</sbol:displayId>
41 <sbol:location>
42 <sbol:Range rdf:about="http://www.virtualparts.org/part/pIKERightCassette_1/anno6/location6">
43 <sbol:persistentIdentity rdf:resource="http://www.virtualparts.org/part/pIKERightCassette_1/anno6/location6"/>
44 <sbol:displayId>location6</sbol:displayId>
45 <sbol:start>1464</sbol:start>
46 <sbol:end>1554</sbol:end>
47 <sbol:orientation rdf:resource="http://sbols.org/v2#inline"/>
48 </sbol:Range>
49 </sbol:location>
50 <sbol:component rdf:resource="http://www.virtualparts.org/part/pIKERightCassette_1/ECK120033736"/>
51 </sbol:SequenceAnnotation>
52 </sbol:sequenceAnnotation>
53 <sbol:sequenceAnnotation>
54 <sbol:SequenceAnnotation rdf:about="http://www.virtualparts.org/part/pIKERightCassette_1/anno3">
55 <sbol:persistentIdentity rdf:resource="http://www.virtualparts.org/part/pIKERightCassette_1/anno3"/>
56 <sbol:displayId>anno3</sbol:displayId>
57 <sbol:location>
58 <sbol:Range rdf:about="http://www.virtualparts.org/part/pIKERightCassette_1/anno3/location3">
59 <sbol:persistentIdentity rdf:resource="http://www.virtualparts.org/part/pIKERightCassette_1/anno3/location3"/>
60 <sbol:displayId>location3</sbol:displayId>
61 <sbol:start>69</sbol:start>
62 <sbol:end>729</sbol:end>
63 <sbol:orientation rdf:resource="http://sbols.org/v2#inline"/>
64 </sbol:Range>
65 </sbol:location>
66 <sbol:component rdf:resource="http://www.virtualparts.org/part/pIKERightCassette_1/BBa_C0040"/>
67 </sbol:SequenceAnnotation>
68 </sbol:sequenceAnnotation>
69 <sbol:sequenceAnnotation>

```

```

1 <sbol:SequenceAnnotation rdf:about="http://www.virtualparts.org/part/pIKERightCassette_1/anno4">
2   <sbol:persistentIdentity rdf:resource="http://www.virtualparts.org/part/pIKERightCassette_1/anno4"/>
3   <sbol:displayId>anno4</sbol:displayId>
4   <sbol:location>
5     <sbol:Range rdf:about="http://www.virtualparts.org/part/pIKERightCassette_1/anno4/location4">
6       <sbol:persistentIdentity rdf:resource="http://www.virtualparts.org/part/pIKERightCassette_1/anno4/location4"/>
7       <sbol:displayId>location4</sbol:displayId>
8       <sbol:start>730</sbol:start>
9       <sbol:end>742</sbol:end>
10      <sbol:orientation rdf:resource="http://sbols.org/v2#inline"/>
11    </sbol:Range>
12  </sbol:location>
13  <sbol:component rdf:resource="http://www.virtualparts.org/part/pIKERightCassette_1/BBa_J61130"/>
14 </sbol:SequenceAnnotation>
15 </sbol:sequenceAnnotation>
16 <sbol:sequenceAnnotation>
17   <sbol:SequenceAnnotation rdf:about="http://www.virtualparts.org/part/pIKERightCassette_1/anno2">
18     <sbol:persistentIdentity rdf:resource="http://www.virtualparts.org/part/pIKERightCassette_1/anno2"/>
19     <sbol:displayId>anno2</sbol:displayId>
20     <sbol:location>
21       <sbol:Range rdf:about="http://www.virtualparts.org/part/pIKERightCassette_1/anno2/location2">
22         <sbol:persistentIdentity rdf:resource="http://www.virtualparts.org/part/pIKERightCassette_1/anno2/location2"/>
23         <sbol:displayId>location2</sbol:displayId>
24         <sbol:start>56</sbol:start>
25         <sbol:end>68</sbol:end>
26         <sbol:orientation rdf:resource="http://sbols.org/v2#inline"/>
27       </sbol:Range>
28     </sbol:location>
29     <sbol:component rdf:resource="http://www.virtualparts.org/part/pIKERightCassette_1/BBa_J61120"/>
30   </sbol:SequenceAnnotation>
31 </sbol:sequenceAnnotation>
32 </sbol:ComponentDefinition>
33 <sbol:ComponentDefinition rdf:about="http://www.partsregistry.org/BBa_C0040">
34   <sbol:persistentIdentity rdf:resource="http://www.partsregistry.org/BBa_C0040"/>
35   <sbol:displayId>BBa_C0040</sbol:displayId>
36   <dcterms:title>tetR</dcterms:title>
37   <dcterms:description>tetR coding sequence</dcterms:description>
38   <sbol:type rdf:resource="http://www.biopax.org/release/biopax-level3.owl#DnaRegion"/>
39   <sbol:role rdf:resource="http://identifiers.org/so/SO:0000316"/>
40   <sbol:sequence rdf:resource="http://www.virtualparts.org/part/BBa_C0040"/>
41 </sbol:ComponentDefinition>
42 <sbol:Sequence rdf:about="http://www.virtualparts.org/part/BBa_J61101">
43   <sbol:persistentIdentity rdf:resource="http://www.virtualparts.org/part/BBa_J61101"/>
44   <sbol:displayId>BBa_J61101</sbol:displayId>
45   <sbol:elements>aaagacaggacc</sbol:elements>
46   <sbol:encoding rdf:resource="http://www.chem.qmul.ac.uk/iubmb/misc/naseq.html"/>
47 </sbol:Sequence>
48 <sbol:Sequence rdf:about="http://www.virtualparts.org/part/BBa_J61120">
49   <sbol:persistentIdentity rdf:resource="http://www.virtualparts.org/part/BBa_J61120"/>
50   <sbol:displayId>BBa_J61120</sbol:displayId>
51   <sbol:elements>aaagacaggacc</sbol:elements>
52   <sbol:encoding rdf:resource="http://www.chem.qmul.ac.uk/iubmb/misc/naseq.html"/>
53 </sbol:Sequence>
54 <sbol:Sequence rdf:about="http://www.virtualparts.org/part/BBa_E0040">
55   <sbol:persistentIdentity rdf:resource="http://www.virtualparts.org/part/BBa_E0040"/>
56   <sbol:displayId>BBa_E0040</sbol:displayId>
57   <sbol:elements>atcgctaagagagaagaacttttctactggagttgtcccaattcttgttgaattagatggatggttaattgggcac
58   aaatttctgtcagtgagaggggtgaaggtgatgcaacatacggaaaacttacccttaaatttttgcactactggaaaactacctgtt
59   ccattggccaactgtgtcaactactttcggttatgggttcaatgctttcgagataccagatcatatgaaacagcatgacttttcaag
60   agtgccatgccgaaggttatgtacaggaaagaactatattttcaaagatgacgggaactacaagacacgtgctgaagtcaagttgaa
61   ggtgatacccttgttaataagatcgagttaaaggtattgatttaagaagatggaacattctggacacaaattggaatacaactat
62   aactcacacaatgtatatacatatgagcaaaaagaatggaatcaaagttaacttcaaaatagacacacaacttgaagatggaagc
63   gttcaactagcagaccattatcaaaaaactccaattggcattggccctgtcctttaccagacaaccattacgtgtccacacaatct
64   gcccttgcgaaagatcccaacgaaaagagagaccacatggctccttcttgagtttgaacagctgctgggattacacatggcattgaa
65   ctatacaataataa</sbol:elements>
66   <sbol:encoding rdf:resource="http://www.chem.qmul.ac.uk/iubmb/misc/naseq.html"/>
67 </sbol:Sequence>
68 <sbol:Sequence rdf:about="http://www.virtualparts.org/part/ECK120033736">
69   <sbol:persistentIdentity rdf:resource="http://www.virtualparts.org/part/ECK120033736"/>

```



```

<sbol:displayId>ECK120033736</sbol:displayId>
<sbol:elements>ttcagccaaaaaacttaagaccgccggtcttgtccactacctgcagtaatgcggtggacaggatcgccggtttt
ctttctcttctcaa</sbol:elements>
<sbol:encoding rdf:resource="http://www.chem.qmul.ac.uk/iubmb/misc/naseq.html"/>
</sbol:Sequence>
<sbol:Sequence rdf:about="http://www.virtualparts.org/part/BBa_R0010">
  <sbol:persistentIdentity rdf:resource="http://www.virtualparts.org/part/BBa_R0010"/>
  <sbol:displayId>BBa_R0010</sbol:displayId>
  <sbol:elements>tcctcatcagtgatagagattgacatccctatcagtgatagagatactgagcac</sbol:elements>
  <sbol:encoding rdf:resource="http://www.chem.qmul.ac.uk/iubmb/misc/naseq.html"/>
</sbol:Sequence>
<sbol:Sequence rdf:about="http://www.virtualparts.org/part/BBa_R0040">
  <sbol:persistentIdentity rdf:resource="http://www.virtualparts.org/part/BBa_R0040"/>
  <sbol:displayId>BBa_R0040</sbol:displayId>
  <sbol:elements>tcctcatcagtgatagagattgacatccctatcagtgatagagatactgagcac</sbol:elements>
  <sbol:encoding rdf:resource="http://www.chem.qmul.ac.uk/iubmb/misc/naseq.html"/>
</sbol:Sequence>
<sbol:Sequence rdf:about="http://www.virtualparts.org/part/BBa_J61130">
  <sbol:persistentIdentity rdf:resource="http://www.virtualparts.org/part/BBa_J61130"/>
  <sbol:displayId>BBa_J61130</sbol:displayId>
  <sbol:elements>aaagaaacgaca</sbol:elements>
  <sbol:encoding rdf:resource="http://www.chem.qmul.ac.uk/iubmb/misc/naseq.html"/>
</sbol:Sequence>
<sbol:Sequence rdf:about="http://www.virtualparts.org/part/BBa_C0040">
  <sbol:persistentIdentity rdf:resource="http://www.virtualparts.org/part/BBa_C0040"/>
  <sbol:displayId>BBa_C0040</sbol:displayId>
  <sbol:elements>atgtccagattagataaaagtaaagttaaacagcgcttagagctgcttaatgaggtcggaatcgaaggtta
acaaccgtaaactcgcccagaagctagggtagagcagcctacattgtattggcatgtaaaaaataagcgggcttctgctcgacgcctta
gccattgagatgttagataggcaccatactccttttgcctttagaaggggaaagctggcaagatttttacgtaataacgctaaaagt
tttagatgtctttactaagtcacgcgagtgagcaaaagtcatttaggtacacggcctacagaaaaacagatgaaacctctgaaaaat
caattagcctttttatgccaacaaggttttctactagagaatgcattatagcactcagcgtgtggggcattttacttttaggttgcgta
ttggaagatcaagagatcaagtcgctaagaagaagaaagaaacacctactactgatagatgcccgcattattacgacaagctacgaa
ttatttgatcacaaggtgcagagccagccttcttattcgcccttgaattgatcatatgcccggattagaaaaaaccttaaatgtgaaagt
gggtccgctgcaaacgacgaaaactacgctttagtagcttaataa</sbol:elements>
  <sbol:encoding rdf:resource="http://www.chem.qmul.ac.uk/iubmb/misc/naseq.html"/>
</sbol:Sequence>
<sbol:Sequence rdf:about="http://www.virtualparts.org/part/BBa_C0012">
  <sbol:persistentIdentity rdf:resource="http://www.virtualparts.org/part/BBa_C0012"/>
  <sbol:displayId>BBa_C0012</sbol:displayId>
  <sbol:elements>atggtgaatgtgaaccagtaacgttatacagatgtcgagagatgcccgtgtctcttatcagaccgtttcccgc
gtggtgaaccagccagccagctttctcgaaaacgcgggaaaaagtggaaagcggcagtgatggcggagctgaattacattcccaaccgcgtg
gcacaacaactggcgggcaaacagtcgttgcgtattggcgttgccacctccagtcggccctgcagcgcctcgcaaatgtcgcgggc
atataatctcgccgatcaactgggtgcccagctgggtgctgagtgatgagaacgaagcggcgtgaaagcctgtaaaagcggcgggtgcac
aatctctcgcaacgcgctcagtgggctgatcattaactatccgctggatgaccaggtgccattgctggaagctgcctgcaactaa
gttccggcgttattcttgatgtctctgaccagacacctcaacagatattatttctccatgaagacggtacgcgactggcgtggag
catctggctgcatgggtcaccagcaaatcgcgctgttagcgggccattaaagtctgctcggcgcgctgctgctggctggctggcat
aaatctcactcgcaatcaaatcagccgatagcggaaagggcactggagtgccatgtccggttttcaaaaacatgcaaatg
ctgaatgagggcatcgttcccactgcagatgctgggtgccaacgatcagatggcgtgggcgcaatgcgcgccattaccgagtcgggctg
cggttgggtcgggatactcggtagtgggatacagcagataccgaagacagctcatgttatatcccgccttaaccacatcaaacaggat
tttcgctgctggggcaaacagcgtggaccgcttgcgcaactctctcagggccaggcggggaagggcaatcagctggtcccgctca
ctgggaaagaaaaaacccctggcgcctaacgcaaacgcctctcccgcgcttggcgattcatatgacagtgccacgacag
gtttccgactggaagcggcagcgtgcaaacgacgaaaactacgctttagtagcttaataa</sbol:elements>
  <sbol:encoding rdf:resource="http://www.chem.qmul.ac.uk/iubmb/misc/naseq.html"/>
</sbol:Sequence>
<sbol:Sequence rdf:about="http://www.virtualparts.org/part/ECK120029600">
  <sbol:persistentIdentity rdf:resource="http://www.virtualparts.org/part/ECK120029600"/>
  <sbol:displayId>ECK120029600</sbol:displayId>
  <sbol:elements>ttcagccaaaaaacttaagaccgccggtcttgtccactacctgcagtaatgcggtggacaggatcgccggtttt
ctttctcttctcaa</sbol:elements>
  <sbol:encoding rdf:resource="http://www.chem.qmul.ac.uk/iubmb/misc/naseq.html"/>
</sbol:Sequence>
</rdf:RDF>

```

1  
2  
3  
4  
5  
6  
7  
8  
9  
10  
11  
12  
13  
14  
15  
16  
17  
18  
19  
20  
21  
22  
23  
24  
25  
26  
27  
28  
29  
30  
31  
32  
33  
34  
35  
36  
37  
38  
39  
40  
41  
42  
43  
44  
45  
46  
47  
48  
49  
50  
51  
52  
53  
54  
55  
56  
57  
58  
59  
60  
61  
62