

THIS
MONTH
146 PAGES

\$1.25 OCT. 1981

Radio- Electronics®

The long awaited flat-screen
POCKET TELEVISION

What you must know
before you buy

YOUR OWN COMPUTER

- ★ What to look for
- ★ Floppy Disk Systems
- ★ All About Printers
- ★ Modems
- ★ Setting up a system

Expand your listening room
HI-FI ANALOG REVERB
You can build

Do it yourself
SATELLITE TV ANTENNA
It's inexpensive



PLUS:
Hobby Corner
Computer Corner
Communications Corner
Equipment Reports
and more!




Xcelite.

For nuts and screws in all the sizes you use – and in all the patterns you're ever likely to meet (including the new Torx® design that's becoming so widespread).

Choose from inches or metric, straight-on heads or ballpoints, regular or tee, fixed or ratchetting handles.

Buy individually, in packaged sets, or in comprehensive cased kits.

If you need to drive a nut or screw, trust Xcelite.



from Cooper The Toolmaker^{T.M.}



The Cooper Group

BOKER® CRESCENT® LUFKIN® NICHOLSON® PLUMB® WELLER® WISS® XCELITE®
P.O. Box 728, Apex, North Carolina 27502. Tel: (919) 362-7510. Telex: 579497

CIRCLE 33 ON FREE INFORMATION CARD

Torx is the trademark of Cooper Division of Textron Incorporated.

Fresh Air Bubble

Surround your body or your work place with ion-controlled fresh air in America's first bipolar electrostatic home precipitator.

The unit measures only 2" x 4" x 7" and its black appearance will fit into most decor.

There's a danger. And this invisible menace will affect nearly everybody reading this ad.

The danger is pollution—but not the ordinary kind. In fact, ten years ago, we didn't have this new kind of pollution. Let us explain.

Ten years ago, cars didn't have catalytic converters. Today, these catalytic converters "grind up" the car exhaust into particles so small they form micron soot, and micron soot is so fine, it can be easily absorbed into your lungs. Even the EPA has stated, "Because it is so fine, such soot particles stay longer and cause more damage in the respiratory tract."

Ten years ago, homes were able to "breathe" or exchange air between the outdoors and indoors four or five times a day. Today, with our well-insulated energy-conscious buildings our homes literally create and trap pollution that we breathe unwittingly.

OTHER PROBLEMS

There are other problems too. Add the daily soot, dust, smoke and other impurities in the air and you've created pollution problems even worse than they were ten years ago—so bad in fact that environmental groups are especially concerned over this new "time bomb" lurking in our environment.

But American ingenuity hasn't been sitting still. A rash of small devices containing charcoal filters with fans and selling for around \$30 have literally flooded the market. The problem is that these devices only remove particles 5 microns or larger. Today's micron soot is one micron or smaller. Cigarette smoke for example is 2 to 3 microns or smaller.

70,000 UNITS SOLD

In 1978, JS&A introduced the negative ion generator in a national advertising campaign and sold over 70,000 units. It was a device that cleaned the air by electrostatically removing particles even smaller than one micron. Hospital burn centers soon began using commercial versions of the negative ion generator.

Removing sub micron particles from the air was very important, but there was also a surprising second benefit. The unit added negatively charged ions to the air.

We've all felt the effects of negative ions after a thunderstorm. When you take a deep breath, the air smells good and you feel good.

The opposite is true of positive ions which

can be found in polluted environments, air conditioned office buildings and in automobiles. Many scientists believe that positive ions make you feel moody, depressed, irritable and restless. A negative ion generator cancels out the positive ions and fills the air with negative ions.

AN EXPERIMENT

When you blow smoke into an inverted glass bowl and put it over an ion generator, the smoke immediately vanishes. Or if you place the ion generator in an odor-filled room, the room soon smells fresh.

It was these experiments that really convinced the public that the JS&A ion generator was a valuable new home appliance. Soon the market was flooded with competitive ion generators. Many were not as efficient as JS&A's first model. Some emitted very few ions and one actually emitted dangerous levels of ozone. JS&A conducted independent laboratory tests and publicized the results which showed that JS&A's unit was indeed the best.



You can easily remove and wash or simply replace the ion filter after it collects the soot. Extra filters are only \$1.00 each and should be replaced or washed once every two months.

That's the history. But like any new technology, there's sure to be improvements. The first ion generator produced negatively charged ions which attached themselves to the pollutants and then fell to the ground. You ended up with clean, fresh air but also dirty rugs and walls.

In winter, the units created electrostatic discharges which can be uncomfortable when touching a door knob or someone else.

CONTROLLED ION ENVIRONMENT

So American scientists created an ion generator using a bipolar emitter which emits a

balanced amount of negative ions to create a controlled ion environment. One emitter produces negative ions and the other controls and shapes those ions to create an ion bubble.

The end result is a unit which leaves just the right amount of negative ions in a large room, attracts the pollution particles and deposits them on a washable collector plate while keeping your floors and walls free of dirt. You're actually placed in a fresh air bubble while you work, sleep or relax and with no uncomfortable electrostatic charge.

I urge you to try the JS&A ion generator in your home or office for 30 days. Put one on your desk or in any smoke-filled room. Notice the refreshing difference in your work environment. Take it home and plug it in next to your bed. Chances are, you'll want to buy another one before our 30-day trial period ends.

SATISFACTION GUARANTEED

But if you are not pleased with your unit for any reason whatsoever, please return it within 30 days and we'll send you a prompt and courteous refund including your \$4.00 postage and handling. JS&A is America's premiere electronics company—a substantial organization that guarantees your satisfaction.

To order, send your check for **\$89.95** plus \$4.00 postage and handling (Illinois residents please add 6% sales tax) or credit card buyers may call our toll-free service line below.

We'll send you the JS&A ion generator complete with instructions and a 90-day limited warranty. Then plug it in and leave it run all day and night. The cost to run the unit is only a few cents per day.

The era of the ion generator as a standard household appliance is here. Order the newest and best unit available at no obligation, today.

JS&A PRODUCTS
THAT THINK

Dept. RA One JS&A Plaza
Northbrook, Ill. 60062 (312) 564-7000
Call TOLL-FREE 800 228-5000
In Nebraska Call 800 323-6400
©JS&A Group, Inc., 1981

THE MULTIMETER LINE OF THE 80'S

Outstanding Features, Quality and Design,* Lowest Prices.


LINE OF MULTIMETERS

ANALOG **DIGITAL**

1H 1D
2H 2D
3E 3D
5D

The Price Hit
The Professional
The Exclusive
The Winner of "if 80"

FROM \$74.00 TO \$595.00



*Designed by Porsche

Call or write for additional information on our RECORDED

CIRCLE 63 ON FREE INFORMATION CARD

SPECIAL SECTION

- 51 YOUR OWN COMPUTER: What You Should Know Before You Buy. **Scott Parker**
- 54 What to Look for in a Personal Computer
- 61 Floppy Disks Add Versatility
- 71 All About Printers
- 78 Modems—Computing via Telephone
- 83 Setting Up a System

BUILD THIS

- 45 HI-FI ANALOG REVERB SYSTEM
Part 2. Finishing up this audio-enhancement device that adds ambience to your listening room. **Carl Sawtell**
- 48 SATELLITE TV ANTENNA
Part 3. How to install and aim the 8-Ball spherical TVRO antenna. **H.D. McCullough**

TECHNOLOGY

- 4 VIDEO ELECTRONICS
Tomorrow's news and products in this quickly changing industry. **David Lachenbruch**
- 12 SATELLITE/TELETEXT NEWS
The latest happenings in communications technology. **Gary Arlen**
- 94 HOBBY CORNER
Seven-segment LED's are for more than numbers. **Earl "Doc" Savage, K4SDS**
- 102 NEW IDEAS
An RF preamp for frequency counters.

COMPUTERS

- 103 COMPUTER CORNER
An introduction to computer applications. **Les Spindle**

VIDEO

- 39 POCKET TV
Recent developments in flat-screen display technology will soon put a *thin* portable TV in your pocket. **Danny Goodman**
- 108 SERVICE CLINIC
Using sweep alignment-generators. **Jack Darr**
- 110 SERVICE QUESTIONS
R-E's Service Editor solves technicians' problems.

AUDIO

- 90 DYNAMIC NOISE REDUCTION
How noise in non-encoded recorded material can be reduced. **Len Feldman**

RADIO

- 100 COMMUNICATIONS CORNER
Microprocessors...for better and worse. **Herb Friedman**

EQUIPMENT REPORTS

- 26 Global Specialties Model 4401 Frequency Standard
- 26 Grove Enterprises Scanner Beam Antenna
- 28 Macrotronics Models A4P and A8P Atari Printer Interfaces
- 30 Archer Telephone Recording Control
- 32 A.W. Sperry Model EZ 6100 DMM

DEPARTMENTS


- | | |
|----------------------------------|-------------------|
| 14 Advertising and Sales Offices | 20 Letters |
| 146 Advertising Index | 112 Market Center |
| 115 Computer Market Center | 96 New Products |
| 14 Editorial | 6 What's News |
| 147 Free Information Card | |

ON THE COVER

Flat-screen displays to make truly-portable, or "skinny" large-screen, TV's have been long awaited. Now, not one, but *two*, totally different means for achieving that goal have been demonstrated in working prototypes. The story of how those displays function starts on page 39.



SPECIAL COMPUTER SECTION explains what to look for in setting up a system for home or business use. The section begins on page 51.



MANY FINE RECORDINGS have been made without using noise-reduction techniques. A dynamic noise-reduction system can improve their sound. Find out how the process works starting on page 90.

Due to lack of space in this issue, Part 3 of the Programma-2 RF generator project will appear next month. We apologize for any inconvenience that may cause.


Radio-Electronics, (ISSN 0033-7862) Published monthly by Gernsback Publications, Inc., 200 Park Avenue South, New York, NY 10003. Second-Class Postage Paid at New York, N.Y. and additional mailing offices. One-year subscription rate: U.S.A. and U.S. possessions, \$13.00. Canada, \$16.00. Other countries, \$20.50. (Cash orders only, payable in U.S.A. currency.) Single copies \$1.25. © 1981 by Gernsback Publications, Inc. All rights reserved. Printed in U.S.A.

Subscription Service: Mail all subscription orders, changes, correspondence and Postmaster Notices of undelivered copies (Form 3579) to Radio-Electronics Subscription Service, Box 2520, Boulder, CO 80322.

A stamped self-addressed envelope must accompany all submitted manuscripts and/or artwork or photographs if their return is desired should they be rejected. We disclaim any responsibility for the loss or damage of manuscripts and/or artwork or photographs while in our possession or otherwise.

VIDEO ELECTRONICS

DAVID LACHENBRUCH
CONTRIBUTING EDITOR



VCR SALES ZOOM

No matter what happens to videodiscs, home videocassette recorders now appear to be firmly entrenched as a major consumer electronic product. Japan's exports of VCR's now are greater than her color TV exports in dollar volume, and U.S. sales this year could reach 1,500,000, nearly double the volume of last year. Eleven Japanese VCR manufacturers produced 4,400,000 VCR's last year, and it's estimated that 8,400,000 will be made this year, perhaps 12,000,000 in 1982. In the U.S., new brand names are joining the VCR parade—including Fisher, Kenwood, Sansui, Canon and Grundig (the last with the first NTSC version of Europe's Video 2000 format).

LOOKING AT VIDEODISCS

As the dust begins to settle, it's becoming increasingly obvious that the two different videodisc systems currently on the market—LaserVision (LV) and RCA's Capacitance Electronic Disc (CED)—aren't directly competitive, and the question "Which will win?" may not be appropriate. Returns aren't yet in on the more important question of whether either or both systems will survive.

The LV optical system, with players currently being marketed by Pioneer and Magnavox, is an extremely sophisticated technological triumph which is at its best in the utilization of special interactive discs, such as the "First National Kidisc." So far, greatest successes in selling this system have been achieved by video dealers and technically proficient audio retailers. Its buyers have been largely those interested in advanced technology, plus firms and institutions seeking to harness the system's significant applications to teaching and training. Research has shown that a substantial majority of consumers who buy LV players already own videocassette recorders.

The CED system, on the other hand, hasn't exactly been a dream-come-true for video dealers, many of whom are using it to attract customers, and then selling them "up" to VCR's. Who has been successful with CED? Well, chains such as J. C. Penney, for example. And the successes have come largely in areas without cable TV, or without access to a multiplicity of TV channels—and to people who don't own VCR's.

TV STEP-UPS

Did you ever wonder what the various "step-up" features really add to the cost of a television set? Well, apparently so did the International Trade Commission, which surveyed a cross-section of dealers. In color, it found that a single-knob 12-20-channel electronic tuner increased the wholesale price (the price the dealer pays to the manufacturer) \$15-\$20 over that of a mechanically tuned set. Pushbutton tuning (12-20 channels) was a \$20-\$33 step-up, and a single-knob 82-channel tuner cost \$25-\$40 more than a mechanical tuner. Random-access keypad tuning added \$40-\$60. Remote control with 12-20-channel scan (sequential) tuning commanded a \$50-\$65 premium, 82-channel scanning cost \$60-\$70 and keypad tuning brought in an additional \$80-\$100. Automatic color circuitry increased the wholesale price \$5-\$20; the combination of automatic color and a room-light sensor cost \$15-\$20, and VIR added \$10-\$20. In both color and monochrome, woodgrain finish cost \$5-\$10 more than a plain cabinet, and an AC-DC monochrome set cost \$2-\$6 more than AC-only.

R-E

We gave solderless breadboarding a new name.

Proto-Board® breadboards, by Global Specialties. The leading name in solderless breadboarding.

You find them wherever electronics is important. From labs to production lines to classrooms to home workshop benches. Their name, synonymous with solderless breadboarding. And for good reason.

Proto-Board breadboards introduced engineers, technicians and hobbyists to a new way



of designing and building electronic circuits: as fast as they can think. Testing, modifying and expanding as quickly as new thoughts occur.

Saving precious time and money by freeing creativity from manual labor.

Global Proto-Board products are arrays of solderless sockets and bus strips that emulate PC board layouts

while permitting instant insertion and removal of components from the largest DIP to the smallest discretes. With a rugged construction built to provide positive connections and withstand day-in, day-out professional use—even as test fixtures. And mounted on sturdy metal backplanes, for extended high-frequency use and extra durability.

Their value and versatility are why so many professionals and hobbyists are "Proto-Board"-ing. And why you should be, too.



Available with precision, fixed and variable regulated power supplies, or in unpowered versions. Proto-Board breadboards come in a variety of sizes and configurations, to meet virtually any circuit design challenge.

70 Fulton Terr New Haven, CT 06509 (203) 624-3103, TWX 710-465-1227
 OTHER OFFICES: San Francisco (415) 648-0611, TWX 910-372-7992
 Europe: Phone Saffron-Walden 0799-21682, TLX 817477
 Canada: Len Finkler Ltd., Downsview, Ontario

**GLOBAL
 SPECIALTIES
 CORPORATION**

© Copyright 1981 Global Specialties Corporation.

CIRCLE 87 ON FREE INFORMATION CARD

Call toll-free for details
1-800-243-6077
 During business hours

WHAT'S NEWS

Fire alarm for the deaf uses vibrator pager unit

Winthrop College, of Rock Hill, SC has won a \$5,000 award for innovative cost reduction with a design for a fire alarm for the deaf or the hard-of-hearing. The prize was won in a field of 160 entrants in a competition open to the nation's 3,100 institutions of higher education.

The fire-alarm system for the hard-of-hearing that is most commonly used by institutions uses flashing signal lights. The Winthrop system uses individual paging devices, which hard-of-hearing students, faculty members and staff members wear when they are on the college grounds. Radio-operated like the beeping pagers worn by doctors and other professionals, they vibrate for 30 seconds when any fire alarm on the campus sounds.

No new technology was required for the vibrator-alarm, says Winthrop's construction engineer Steve Warren. "We didn't invent anything—all the components were standard communications equipment."

Winthrop would have spent at least \$147,000 for a flashing-light system. More than 1,500 lights would have been needed to cover the college's 31 buildings satisfactorily. The cost of the vibrator-pager system will

be about \$7,000.

The \$5,000 was a third-place award in the Cost-Reduction Incentive Awards Program competition sponsored by the National Association of College and University Business Officers and the U.S. Steel Foundation. The first prize was given for a new technique for repairing shower stalls in residence halls, and the second for a chemical waste exchange and filtration system.

Florida tightens up on police-radar methods

Removing automatic locking devices on police-radar units is the most important recommendation of a five-man commission set up by the Florida legislature in 1980, to develop standards for police radar.

Locking units allow a police officer to set his radar at a critical speed while he concentrates on other duties. When a vehicle exceeding that speed approaches, an alarm sounds. The officer must then determine which of the oncoming vehicles has reflected the signal. Removing the automatic lock compels the officer to identify a suspected speeder visually, rather than guessing at which car triggered the signal.

The Florida radar commission further recommends reducing the radar-beam width to 12

degrees. Since identifying the target is possibly the trickiest problem in police-radar use, reducing the area from which the radar can pick up signals reduces the number of cars that can reflect a signal to it, and thus the probability of error.

Electromagnetic interference from a number of radio or electrical devices has been found to cause erroneous radar readings. To reduce interference, Florida will convert all its radar to the higher-frequency K-band.

At the time of writing, the new standards required approval from the Florida Department of Highway Safety and from Governor Bob Graham, which was expected without delay. Once in action, Florida's new standards will not only surpass those now in process at the federal level, but will probably set the groundwork for police-radar regulations enacted by other states in the near future.

Videodisc-based memories for future computers

Describing use in mini and super-mini computer systems as the "best defined" non-consumer application for videodisc, a British research organization predicts that some 3,000 videodisc units will be tied into mini-computer systems in Europe by 1983; by the end of the '80's, videodisc memories will be found in more than 10% of all minicomputer installations.

These predictions appear in a 242-page analysis by Frost & Sullivan, a London-based market research firm. Ultimately, F & S believes, an erasable/writable disc will become available, with units having various performance capabilities for both record and playback. Those may include multiple-disc packs and juke-box type units with extended play capabilities.

"Optical memory is not expected to undermine the magnetic disc market," according to F & S, but rather will "partially replace" magnetic tape. "As much as 40% of the information stored on magnetic tape need never be erased, and could equally as well be stored on optical disc. Moreover, the disc has a ten-to-one advantage in

storage density," the report notes.

Model contract clause would limit cable TV

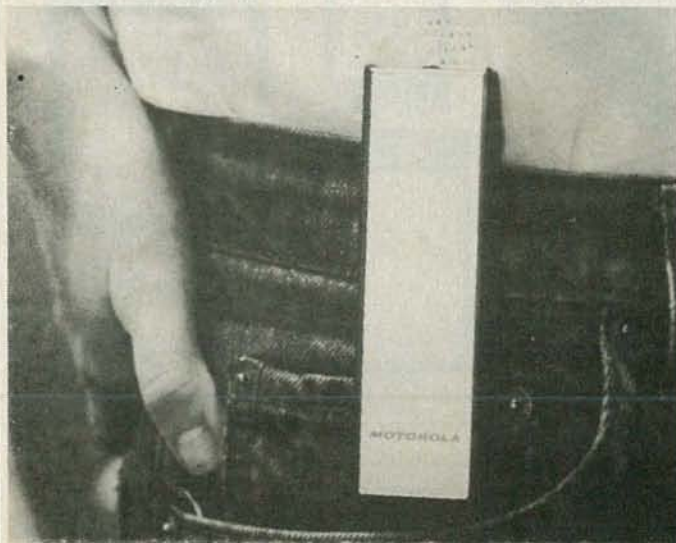
The National Alliance of Television and Electronic Service Associates (NATESA) warns in a recent release that the coming of the satellite/earth station concept is broadcasting will make great changes in home TV. It could eliminate network broadcasting as we now know it, and could have powerful effects on the production, distribution, and retailing, as well as the servicing of receivers.

Assumptions that cable satellite earth-station systems will confine themselves to providing cable terminations and programs and not go into sales and servicing, are time bombs in franchises, says NATESA. It reprints what it calls a "model cable-TV franchise clause," that is used in a contract in Pinellas County FL:

"The Company, any and all of its officers, agents and employees are specifically prohibited directly or indirectly, from engaging in the sale, repair, service or leasing of television receivers, or television or radio parts except such parts and accessories required for cable connection, such as converter and connection plugs and accessories, individually or with any person, anywhere in _____ whether for a fee or charge or not and whether in the performance of duties of Company or otherwise, including fee commission, or benefit from any other person, firm or corporation. Company, any and all of its officers, agents, and employees shall not indicate and shall not recommend in any manner a specific brand of receiver or sales and/or service company, other than the transporter supplied by Company."

Compact disc digital audio in '82

At a recent demonstration of the new Sony-Philips Compact Disc (CD) Digital Audio System in New York City, Akio Morita, co-founder of Sony, and Frank Randall, vice chairman of Nort
continued on page 8



THE RADIO VIBRATOR-PAGER that signals fire danger to hard-of-hearing or deaf persons on the Winthrop campus.

Introducing incredible tuning accuracy at an incredibly affordable price: The Command Series RF-3100

31-band AM/FM/SW receiver.* No other shortwave receiver brings in PLL quartz synthesized tuning and all-band digital readout for as low a price.† The tuner tracks and "locks" onto your signal, and the 5-digit display shows exactly what frequency you're on.

There are other ways the RF-3100 commands the airways: It can travel the full length of the shortwave band (that's 1.6 to 30 MHz). It eliminates interference when stations overlap by narrowing the broadcast band. It improves reception in strong signal areas with RF Gain Control. And the RF-3100 catches Morse

communications accurately with BFO Pitch Control.

Want to bring in your favorite programs without lifting a finger? Then consider the Panasonic RF-6300 8-band AM/FM/SW receiver (1.6 to 30 MHz) has microcomputerized preset pushbutton tuning, for programming 12 different broadcasts, or the same broadcast 12 days in a row. Automatically. It even has a quartz alarm clock that turns the radio on and off to play your favorite broadcasts.

The Command Series RF-3100 and RF-6300. Two more ways to roam the globe at the speed of sound. Only from Panasonic.

*Shortwave reception will vary with antenna, weather conditions, operator's geographic location and other factors. An outside antenna may be required for maximum shortwave reception.

†Based on a comparison of suggested retail prices.



This Panasonic Command Series™ shortwave receiver brings the state of the art closer to the state of your pocketbook.



With PLL Quartz Synthesized Tuning and Digital Frequency Readout.

CIRCLE 9 ON FREE INFORMATION CARD

Panasonic
just slightly ahead of our time.

WHAT'S NEWS

continued from page 6

American Philips, jointly announced that they expected the CD sound-reproduction system would reach the market in the fall of 1982.

Last April, after studying the three leading systems, the Digital Audio Disc Standardization Conference recommended the CD format as the standard for audio disc recording and reproduction.

In the Philips-Sony system, the sound from the microphone is sampled thousands of times a second, and the samples converted into binary 16-bit words by pulse-code modulation (PCM). Each word expresses the exact volume level of the sound at the instant of sampling. Those signals are recorded on the disc in the form of pits and flat places, representing binary "zeros" and "ones".

They are read in the player by a laser beam several times thinner than a human hair, at the rate of 4.3 million bits per second. A converter in the player itself changes the signals into analog form, for input into any conventional hi-fi system.

The disc is only 12 centimeters (4.7 in.) in diameter. It is made of metallized plastic, with a transparent plastic coating over the recording. This protects it from dust, scratches, accidents, and rough handling. The disc rotates counter-clockwise, and plays from the inside out. It maintains a constant velocity

over its 2½ miles of track, varying from 500 rpm at the inside to 200 rpm at the outside of the disc. Tracking, rotation speeds, and decoding are all governed by information on the disc itself. That reduces wow and flutter to a point where they cannot be measured.

Right and left sound channels are encoded as separate information that cannot be mixed on the disc. Thus channel separation is 90 dB, as compared to a top of 35 dB for very good conventional equipment. The signal-to-noise ratio is also about 90 dB, considerably greater than in conventional audio equipment. The 90-dB dynamic range compares with 55 dB on the best long-playing records. Frequency response is flat from 20 to 20,000 Hz.

Each one-hour recording is made up of six billion bits. About 25% of them are used for audio; the rest contain control, error-checking, and other information. The storage capacity of a disc is over eight billion bits. That offers interesting possibilities to hi-fi designers. Already plans are under way to indicate number, length, titles, and even texts of songs with luminescent displays or TV monitors.

Inventor-scientist Busignies dies unexpectedly in France

Henri Busignies, chief scientist emeritus of the International

Telephone and Telegraph Co. (ITT) died June 19 of a heart attack, in Antibes on the French Riviera. He was 76 years old, and had been connected with ITT since 1928, when he joined the ITT laboratory in Paris. During World War II he came to the United States, with plans of a partly developed invention that did much to end the German submarine menace.

Busignies first became interested in radio at age 14, in 1919. He obtained a degree in electrical engineering in 1926. During his senior year he obtained a patent for a radiocompass, and spent much of his later life in work on electronic navigation systems.

His high-frequency direction finder (HFDF, or "Huff-Duff") was one of the important inventions of World War II. German submarines were sweeping the seas of Allied shipping. To avoid detection, they recorded necessary communications with their base, surfaced momentarily and transmitted the compressed recordings in the form of high-speed "squirts," in which a whole message would be sent in less than a second. Existing direction finders could not detect such short transmissions. Busignies' "Huff-Duff" located the transmissions within microseconds after they started, and the Allies practically wiped out the German submarine fleet.

Work on the "Huff-Duff" was in progress when the Germans occupied Paris, and Busignies, with his plans and design data, was smuggled out of the country and to the United States, where he lived ever since. He became the leader in electronic navigation development, and was involved in such systems as VOR-DME (VHF Omnidirectional Range-Distance Measuring Equipment), TACAN (Tactical Air Navigation) and VORTAC, a system using co-located VOR and TACAN. These systems were described in **Radio-Electronics** (February, 1951 and November, 1956) with the help of material supplied by ITT.

Dr. Busignies was the recipient of numerous international honors, including honorary degrees from the Newark College of Engineering and the

Polytechnic Institute of New York; the Pioneer Award of the Aeronautical and Navigation group of the IEEE; the IEEE David Sarnoff Award, and the Medal of the Industrial Research Institute. He was a Fellow of the IEEE and the Radio Club of America, and in 1971 received the Radio Club's highest honor, the Armstrong Medal.

New rear-projection TV works in bright light

A 50-inch Sylvania rear projection television system with improved image contrast in bright light has been introduced by North American Philips Consumer Electronics Corp. It uses the industry's first optical projection screen based on the black matrix technology that is found in Sylvania Supersets.



THE 50-INCH SYLVANIA SUPER SCREEN television system uses black matrix screen, which offers sharply improved contrast and bright lighting conditions.

The self-contained rear-screen projection system has three color-projection tubes, using new rare-earth phosphors. The black-matrix striping in the screen rejects ambient light, providing a high-contrast picture at high light levels. A 90-degree viewing range—double that of conventional projection models—permits viewing from either side.

The system also features comb filter, infrared remote control, and favorite-station scan, which permits the viewer to scan quickly through the channels programmed into the set. A microcomputer tuning system fine-tunes each channel, and the receiver is cable-ready.



THE COMPACT DIGITAL DISC, as compared to a 12-inch L.P. Actual diameter of the disc is 4.7 inches (12 cm). Shown in the right foreground is the Philips player and in the left foreground is Sony's new player.

Synthesized Hand-Held Scanner!

Chances are the police, fire and weather emergencies you'll read about in tomorrow's paper are coming through on a scanner right now. All scanners sold by **Communications Electronics** bring the real live excitement of action news into your home or car. With your scanner, you can monitor the exciting two-way radio conversations of police and fire departments, intelligence agencies, mobile telephones, energy/oil exploration crews, drug enforcement agencies and more.

Some scanners can even monitor aircraft transmissions! You can actually hear the news *before* it's news. If you do not own a scanner for yourself, now's the time to buy your new scanner from **Communications Electronics**. Choose the scanner that's right for you, then call our toll-free number to place your order with your Visa or Master Charge card.

We give you excellent service because **CE** distributes more scanners worldwide than anyone else. Our warehouse facilities are equipped to process thousands of scanner orders every week. We also export scanners to over 300 countries and military installations. Almost all items are in stock for quick shipment, so if you're a person who prefers fact to fantasy and who needs to know what's *really* happening around you, order your scanner today from **CE!**

NEW! Bearcat® 350

The Ultimate Synthesized Scanner!

Allow 30-120 days for delivery after receipt of order due to the high demand for this product. List price \$599.95/CE price \$419.00

7-Band, 50 Channel • Alpha-Numeric • No-crystal scanner • AM Aircraft and Public Service bands. • Priority Channel • AC/DC Bands: 30-50, 118-136 AM, 144-174, 421-512 MHz. The new Bearcat 350 introduces an incredible breakthrough in synthesized scanning: Alpha-Numeric Display. Push a button—and the Vacuum Fluorescent Display switches from "numeric" to word descriptions of what's being monitored. 50 channels in 5 banks. Plus, Auto & Manual Search, Search Direction, Limit & Count, Direct Channel Access, Selective Scan Delay, Dual Scan Speeds, Automatic Lockout, Automatic Squelch, Non-Volatile Memory. Reserve your Bearcat 350 today!

Bearcat® 300

List price \$549.95/CE price \$349.00

7-Band, 50 Channel • Service Search • No-crystal scanner • AM Aircraft and Public Service bands. • Priority Channel • AC/DC Bands: 30-50, 118-136 AM, 144-174, 421-512 MHz. The Bearcat 300 is the most advanced automatic scanning radio that has ever been offered to the public. The Bearcat 300 uses a bright green fluorescent digital display, so it's ideal for mobile applications. The Bearcat 300 now has these added features: Service Search, Display Intensity Control, Hold Search and Resume Search keys, Separate Band keys to permit lock-in/lock-out of any band for more efficient service search.



NEW! Bearcat® 350

Bearcat® 250

List price \$429.95/CE price \$279.00

6-Band, 50 Channel • Crystalless • Searches Stores • Recalls • Digital clock • AC/DC Priority Channel • Delay • Count Feature Frequency range 32-50, 146-174, 420-512 MHz. The Bearcat 250 performs any scanning function you possibly want. With push button ease you can program up to 50 channels for automatic monitoring. Push another button and search for new frequencies. There are no crystals to limit what you want to hear. A special search feature of the Bearcat 250 actually stores 64 frequencies and recalls them, one at a time, at your convenience.

NEW! Bearcat® 20/20

Allow 30-60 days for delivery after receipt of order due to the high demand for this product.

List price \$449.95/CE price \$289.00

7-Band, 40 Channel • Crystalless • Searches AM Aircraft and Public Service bands • AC/DC Priority Channel • Direct Channel Access • Delay Frequency range 32-50, 118-136 AM, 144-174, 420-512 MHz. The Bearcat 20/20 automatic scanning radio replaces the Bearcat 220 and monitors 40 frequencies from 7 bands, including aircraft. A two-position switch, located on the front panel, allows monitoring of 20 channels at a time.

Bearcat® 210XL

List price \$349.95/CE price \$229.00

6-Band, 18 Channel • Crystalless • AC/DC Frequency range: 32-50, 144-174, 421-512 MHz. The Bearcat 210XL scanning radio is the second generation scanner that replaces the popular Bearcat 210 and 211. It has almost twice the scanning capacity of the Bearcat 210 with 18 channels plus dual scanning speeds and a bright green fluorescent display. Automatic search finds new frequencies. Features scan delay, single antenna, patented track tuning and more!

Bearcat® 160

List price \$299.95/CE price \$189.00

5-Band, 16 Channel • AC only • Priority Dual Scan Speeds • Direct Channel Access Frequency range: 32-50, 144-174, 440-512 MHz. Would you believe...the Bearcat 160 is the least expensive Bearcat crystalless scanner.

This scanner presents a new dimension in scanning form and function. Look at the smooth keyboard. No buttons to punch. No knobs to turn. Instead, finger-tip pads provide control of all scanning operations, including On/Off, Volume and Squelch. Of course the Bearcat 160 incorporates other advanced Bearcat features such as Priority, Direct Channel Access, Dual Scan Speeds, Lockout, Scan Delay and more.

NEW! Bearcat® 100

The first no-crystal programmable handheld scanner.

Allow 60-180 days for delivery after receipt of order due to the high demand for this product.

List price \$449.95/CE price \$299.00

8-Band, 16 Channel • Liquid Crystal Display Search • Limit • Hold • Lockout • AC/DC Frequency range: 30-50, 138-174, 406-512 MHz. The world's first no-crystal handheld scanner has compressed into a 3" x 7" x 1 1/4" case more scanning power than is found in many base or mobile scanners. The Bearcat 100 has a full 16 channels with frequency coverage that includes all public service bands (Low, High, UHF and "T" bands), the 2-Meter and 70 cm. Amateur bands, plus Military and Federal Government frequencies. It has chrome-plated keys for functions that are user controlled, such as lockout, manual and automatic scan. Even search is provided, both manual and automatic. Wow...what a scanner!

The Bearcat 100 produces audio power output of 300 milliwatts, is track-tuned and has selectivity of better than 50 dB down and sensitivity of 0.6 microvolts on VHF and 1.0 microvolts on UHF. Power consumption is kept extremely low by using a liquid crystal display and exclusive low power integrated circuits.

Included in our low CE price is a sturdy carrying case, earphone, battery charger/AC adapter, six AA ni-cad batteries and flexible antenna. For earliest delivery from **CE**, reserve your Bearcat 100 today.

Bearcat® 5

List price \$134.95/CE price \$94.00

4-Band, 8 Crystal Channels • Lockout • AC only Frequency range: 33-50, 146-174, 450-508 MHz. The Bearcat 5 is a value-packed crystal scanner built for the scanning professional — at a price the first-time buyer can afford. Individual lockout switches. Order one crystal certificate for each channel.

Bearcat® Four-Six ThinScan™

List price \$189.95/CE price \$124.00

Frequency range: 33-47, 152-164, 450-508 MHz. The incredible, Bearcat Four-Six Thin Scan™ is like having an information center in your pocket. This four band, 6 channel crystal controlled scanner has patented Track Tuning on UHF. Scan Delay and Channel Lockout. Measures 2 3/4 x 6 1/4 x 1". Includes rubber ducky antenna. Order crystal certificate for each channel. Made in Japan.

TEST ANY SCANNER

Test any scanner purchased from **Communications Electronics**™ for 31 days before you decide to keep it. If for any reason you are not completely satisfied, return it in original condition with all parts in 31 days, for a prompt refund (less shipping/handling charges and rebate credits).

CIRCLE 85 ON FREE INFORMATION CARD

Fanon Slimline 6-HLU

List price \$169.95/CE price \$109.00

Low cost 6-channel, 4-band scanner!

The Fanon Slimline 6-HLU gives you six channels of crystal controlled excitement. Unique Automatic Peak Tuning Circuit adjusts the receiver front end for maximum sensitivity across the entire UHF band. Individual channel lockout switches. Frequency range 30-50, 146-175 and 450-512 MHz. Size 2 3/4 x 6 1/4 x 1". Includes rubber ducky antenna. Order crystal certificates for each channel. Made in Japan.

Fanon Slimline 6-HL

List price \$149.95/CE price \$99.00

6-Channel performance at 4-channel cost!

Frequency range: 30-50, 146-175 MHz. If you don't need the UHF band, get this model and save money. Same high performance and features as the model HLU without the UHF band. Order crystal certificates for each channel. Made in Japan.

FANON SCANNER ACCESSORIES

SCMA-6 Mobile Adapter/Battery Charger..... \$49.00
CHB-6 AC Adapter/Battery Charger..... \$15.00
CAT-6 Carrying case for Fanon w/Belt Clip..... \$15.00
AUC-3 Auto lighter adapter/Battery Charger..... \$15.00
PSK-6 Base Power Supply/Bracket for SCMA-6..... \$20.00

OTHER SCANNERS & ACCESSORIES

Regency† M400 Scanner..... \$259.00
Regency† M100 Scanner..... \$199.00
Regency† R1040 Scanner..... \$149.00
SP50 AC Adapter..... \$9.00
SP51 Battery Charger..... \$9.00
SP58 Carrying Case for Bearcat 4-6 ThinScan™..... \$12.00
FB-E Frequency Directory for Eastern U.S.A..... \$12.00
FB-W Frequency Directory for Western U.S.A..... \$12.00
FFD Federal Frequency Directory for U.S.A..... \$12.00
B-4 1.2 V AAA Ni-Cad's for ThinScan™ and Fanon..... \$9.00
A-135cc Crystal certificate..... \$3.00
Add \$3.00 shipping for all accessories ordered at the same time.

INCREASED PERFORMANCE ANTENNAS

If you want the utmost in performance from your scanner, it is essential that you use an external antenna. We have six base and mobile antennas specifically designed for receiving all bands. Order #A60 is a magnet mount mobile antenna. Order #A61 is a gutter clip mobile antenna. Order #A62 is a trunk-lip mobile antenna. Order #A63 is a 3/4 inch hole mount. Order #A64 is a 3/8 inch snap-in mount, and #A70 is an all band base station antenna. All antennas are \$35.00 and \$3.00 for UPS shipping in the continental United States.

BUY WITH CONFIDENCE

To get the fastest delivery from **CE** of any scanner, send or phone your order directly to our Scanner Distribution Center. Be sure to calculate your price using the CE prices in this ad. Michigan residents please add 4% sales tax. Written purchase orders are accepted from approved government agencies and most well rated firms at a 10% surcharge for net 10 billing. All sales are subject to availability. All sales on accessories are final. Prices, terms and specifications are subject to change without notice. Out of stock items will be placed on backorder automatically unless CE is instructed differently. Most products that we sell have a manufacturer's warranty. Free copies of warranties on these products are available prior to purchase by writing to CE. International orders are invited with a \$20.00 surcharge for special handling in addition to shipping charges. All shipments are F.O.B. Ann Arbor, Michigan. No COD's please. Non-certified and foreign checks require bank clearance. Minimum order \$35.00.

Mail orders to: **Communications Electronics**, Box 1002, Ann Arbor, Michigan 48106 U.S.A. Add \$7.00 per scanner or phone product for U.P.S. ground shipping and handling, or \$14.00 for faster U.P.S. air shipping to some locations. If you have a Master Charge or Visa card, you may call anytime and place a credit card order. Order toll free in the U.S.A. Dial 800-521-4414. If you are outside the U.S. or in Michigan, dial 313-994-4444. Dealer inquiries invited. All order lines at **Communications Electronics**™ are staffed 24 hours.

Scanner Distribution Center™ and CE logos are trademarks of **Communications Electronics**™.

† Bearcat is a federally registered trademark of Electra Company, a Division of Masco Corporation of Indiana.

‡ Regency is a federally registered trademark of Regency Electronics Inc.

Copyright ©1981 **Communications Electronics**™



COMMUNICATIONS ELECTRONICS™

854 Phoenix □ Box 1002 □ Ann Arbor, Michigan 48106 U.S.A.
Call TOLL-FREE (800) 521-4414 or outside U.S.A. (313) 994-4444

We're first with the best.™

OCTOBER » SPECIAL «

BK PRECISION

New Portable Digital
Capacitance Meter



MODEL 820
Call For Our Price



HITACHI

KEITHLEY



Non-Linear Systems

FLUKE

HICKOK

VIZ formerly RCA

TRIPLETT



PHILIPS

WESTON

Simpson

BK PRECISION

LEADER

DORIC



DATA PRECISION

**ADVANCE
ELECTRONICS**

THE TEST EQUIPMENT
SPECIALISTS



TOLL FREE HOT LINE
800-223-0474



54 WEST 45th STREET, NEW YORK, N.Y. 10036
IN NEW YORK STATE 212-687-2224

KEITHLEY

Model 169
BENCH/PORTABLE DMM

- 3½ Digit liquid crystal display
 - 0.25% basic accuracy
 - 26 Ranges
- \$189.00**



80MHz Counter with Period Function



Call For Our Price

MODEL 1820

- 5Hz to 80MHz reading guaranteed—100MHz typical
- Period measurements from 5Hz to 1MHz.
- Period average, auto and manual positions
- One PPM resolution
- Totalizes to 999999 plus overflow
- Elapsed time measurements from .01 to 9999.99 seconds plus overflow
- One-megohm input resistance
- Bright .43" high LED readouts

New Low Distortion Function Generator

BK PRECISION



Call For Our Price

MODEL 3010

- Generates sine, square and triangle waveforms
- Variable amplitude and fixed TTL square-wave outputs
- 0.1 Hz to 1MHz in six ranges
- Push button range and function selection
- Typical sine wave distortion under 0.5% from 0.1Hz to 100kHz
- Variable DC offset for engineering applications
- VCO external input for sweep-frequency tests

New Sweep/Function Generator

BK PRECISION



Call For Our Price

MODEL 3020

- Four instruments in one package—sweep generator, function generator, pulse generator, tone-burst generator.
- Covers 0.02Hz-2MHz
- 1000:1 tuning range
- Low-distortion high-accuracy outputs
- Three-step attenuator plus vernier control
- Internal linear and log sweeps
- Tone-burst output is front-panel or externally programmable

- V-151B 15 MHz Single Trace
- V-152B 15 MHz Dual Trace
- V-202 20 MHz Dual Trace
- V-301 30 MHz Single Trace
- V-302B 30 MHz Dual Trace
- V-352 35 MHz Dual Trace
- V-550B 50 MHz Dual Trace, Dual Time Base
- V-1050 100 MHz Dual Trace, Dual Time Base

Call For
Special Intro
Price Offer



HITACHI



We carry a full line of multimeters, oscilloscopes, frequency counters, audio and RF generators, power supplies and accessories.

Just call our Toll-Free number and one of our experts will answer all your questions about test equipment.

THESE 1981 B&K OSCILLOSCOPES
ARE IN STOCK AND AVAILABLE
FOR IMMEDIATE DELIVERY



BK PRECISION

- 1479A Dual-Trace 30 MHz
- 1477 Dual-Trace 15 MHz
- 1432 Dual-Trace 15 MHz Portable
- 1476 Dual-Trace 10 MHz
- 1466 Single-Trace 10 MHz
- 1405 Single-Trace 5 MHz
- 1420 Dual-Trace 15 MHz Portable

CALL FOR OUR
EARLY BIRD SPECIAL LOW PRICE

FLUKE DIGITAL MULTIMETERS

- Six functions
- 3½-digit resolution
- dc voltage
- ac voltage
- dc current
- ac current
- resistance
- diode test
- 0.25% basic dc accuracy
- LCD display
- Overload protection

Model 8022B:
The Troubleshooter

\$139

Model 8020B:
The Analyst

\$189

Model 8024A:
The Investigator

\$239



NEW

- Seven functions
- dc voltage
- ac voltage
- dc current
- ac current
- resistance
- diode test
- conductance (1/R)
- 3½-digit resolution
- 0.1% basic dc accuracy
- LCD display
- Overload protection
- Two year parts and labor warranty

- Nine functions
- dc voltage
- ac voltage
- dc current
- ac current
- resistance
- diode test
- conductance (1/R)
- logic level and continuity detect
- temperature (K-type thermocouple)
- Peak hold on voltage and current functions
- Selectable audible indicator for continuity or level detection
- 3½-digit resolution
- 0.1% basic dc accuracy
- LCD display
- Overload protection

PORTABLE
OSCILLOSCOPES

BATTERY OPERATED

NLS Non-Linear Systems

Call For Our Prices

MS-15



Single Trace 15MHz

MS-215




Dual Trace 15 MHz

MS-230



Dual Trace 30MHz



**KEITHLEY MODEL 130
DIGITAL MULTIMETER**

	RANGE	ACCURACY
DC VOLTAGE	200mV, 2V, 20V, 200V, 1000V	.5%
AC VOLTAGE	200mV, 2V, 20V, 200V, 750V	1%
DC CURRENT	2mA, 20mA, 200mA, 2000mA, 10A	2%
AC CURRENT	2mA, 20mA, 200mA, 2000mA, 10A	3%
RESISTANCE	200Ω, 2kΩ, 20kΩ, 200kΩ, 20MΩ	.5%

\$125.

**CALL US
FOR OUR
FALL
SPECIALS!**

Seeking signal sources? Simply say "B&K-PRECISION"

3 new function generators make it easier than ever

The growing B&K-PRECISION line of instruments now includes four high-performance sweep/function generators, as well as our popular 5 MHz pulse generator and 1 MHz function generator.

The three new additions are the 3030 5 MHz high accuracy sweep/function generator, the 3025 5 MHz sweep/function generator and the value-packed 3015 200 kHz sweep/function generator. The 3030 was specifically designed to handle a wide range of engineering applications. It generates all seven of the most commonly needed waveforms. Wide-range variable symmetry control allows further capability to create virtually any wave shape. For ultra-high

accuracy sweep-limit control, the 3030 uses Kelvin-Varley dividers. Linear or log sweeps are selectable from 10 milliseconds to 100 seconds.

With a frequency coverage of 0.005 Hz to 5 MHz, the new 3025 is more than able to handle most lab and field function generator applications. In addition to sine, square and triangle waveforms, the 3025 offers a haversine function for more specialized needs. Linear sweeps to 1,000:1 and log sweeps to 10,000:1 are front-

panel selectable, with independently settable start/stop limits.

The new 3015 is a very compact sweep/function generator intended for audio and ultra-sonic applications. Unique in its price class, the instrument covers 2 Hz to 200 kHz, with selectable linear and log sweeps. Both variable and fixed TTL level outputs are featured.

If you're "seeking signal sources," the place to stop is your local B&K-PRECISION distributor. To receive a free brochure on the full line of B&K-PRECISION generators, or for the name of your local distributor, call toll-free

(800) 621-4627 (in Illinois, 312-889-8870).



Model 3300 \$375



Model 3020 \$379



NEW Model 3030 \$645



NEW Model 3025 \$450



NEW Model 3015 \$270

B&K PRECISION DYNASCAN CORPORATION

6460 W. Cortland Street • Chicago, IL 60635 • 312/889-9087

International Sales, 6460 W. Cortland Street, Chicago, IL 60635 USA; TELEX: 25-3475

Canadian Sales, Atlas Electronics, Ontario

CIRCLE 72 ON FREE INFORMATION CARD

EDITORIAL

The Computer Revolution

A little more than 12 years has passed since that fateful day in August '69. At the time no one knew how drastically that day would effect the course of modern technology. For it was on that day that the Intel Corporation was commissioned by the Basicom Corporation of Japan to design a set of calculator IC's.

On the surface it was no different a contract than any of the other million or so business ventures that were concluded on that day. But this one was different—technologically different. Basicom did not want just another standard set of calculator IC's, they wanted a set that would be versatile—that would support a whole family of calculators. The idea was to produce a single set of IC's and then customize the behavior of the IC's using ROM's to produce the particular kind of calculator desired.

Two years later, in June 1971, as a direct result of the contract with Basicom, Intel introduced the 4004 microprocessor. The 4-bit 4004 was the first microprocessor. By early 1972, Intel was shipping samples of the 8-bit 8008. The rest is history. In July 1974, **Radio-Electronics** published the first computer-construction article to use a microprocessor. It was a 8008-based computer called the Mark-8, designed and built by Jon Titus. The era of the hobby computer had begun! Shortly afterwards, a small company called MITS introduced the 8080-based Altair computer—the first computer to be offered in kit form.

Before the Mark-8 and the Altair, there was IBM, DEC, and Honeywell. Today there are names such as TRS-80, Apple, PET, Heath, Ohio Scientific, Sinclair, Microace, Netronics, and a host of others. During the interim, we have seen the birth and death of many computers, such as the SOL. But today, there is one undeniable fact: Never before in the history of mankind has a more technologically advanced piece of equipment been placed into the hands of so many people. The computer revolution is here.

We cannot predict what the future will bring; we can only guess at it. Xerox has already announced its home computer and the industry insists that IBM's announcement will be close behind, perhaps before you get to read this. Whatever their plans, you can be sure that they, and other electronics giants, will become part of the technological tidal wave that is destined to change our life.

In keeping with the needs of our readers, we have published in this issue the fourth edition of *Your Own Computer—A Buyer's Guide to Personal Computers*. Whether you are seriously considering the purchase of a home computer or are just interested in learning what it's all about, you will find this special section must reading. Whatever the next twelve years will bring, it will be even more revolutionary than the past twelve. And that's definitely an understatement!



ART KLEIMAN
Managing Editor

Radio-Electronics®

Hugo Gernsback (1884-1967) founder
M. Harvey Gernsback, editor-in-chief
Larry Steckler, CET, publisher
Arthur Kleiman, managing editor
Josef Bernard, K2HUF, technical editor
Carl Laron, WB2SLR, assistant editor
Jack Darr, CET, service editor
Leonard Feldman
contributing high-fidelity editor
Karl Savon, semiconductor editor
Herb Friedman, communications editor
Gary H. Arlen, contributing editor
David Lachenbruch, contributing editor
Earl "Doc" Savage, K4SDS, hobby editor
Ruby Yee, production manager
Robert A. W. Lowndes, production associate
Joan Burwick, production assistant
Gabriele Margules, circulation director
Arline R. Fishman, advertising coordinator

Cover photo by Robert Lewis

Radio-Electronics is indexed in *Applied Science & Technology Index* and *Readers Guide to Periodical Literature*.

Gernsback Publications, Inc.
200 Park Ave. S., New York, NY 10003
President: M. Harvey Gernsback
Vice President: Larry Steckler
Secretary/Treasurer: Carol A. Gernsback

ADVERTISING SALES 212-777-6400

Larry Steckler
Publisher

EAST

Stanley Levitan
Radio-Electronics
200 Park Ave. South
New York, NY 10003
212-777-6400

MIDWEST/Texas/Arkansas/Okla.

Ralph Bergen
The Ralph Bergen Co.
540 Frontage Road—Suite 361-A
Northfield, Illinois 60093
312-446-1444

PACIFIC COAST Mountain States

Marvin Green
Radio-Electronics
413 So. La Brea Ave.
Los Angeles, Ca 90036
213-938-0166-7

SOUTHEAST


Paul McGinnis
Paul McGinnis Company
60 East 42nd Street
New York, N.Y. 10017
212-490-1021

MPA



NEW!

**WP-709.
Double-slot
Supplyst™
power supply.**



**Outputs: 5V or 13V DC,
adjustable $\pm 1\frac{1}{2}V$
Zero to 7.5 amp, each voltage.**

**Two LED displays,
monitor V or A—
or two DC voltmeters
Adjustable current limiting**

**Only
\$299.75.**

DC power to test logic or mobile equipment. Another VIZ Value

HERE'S REAL PRECISION
Select the precise voltage you want: 5V or 13V, adjustable $\pm 1\frac{1}{2}V$ at each range. Output is laboratory quality. Ripple less than 10mV, peak to peak. Regulation better than 0.1%.

HERE'S REAL POWER
Up to 7.5 amp. at each voltage—

plenty for computer circuits, PA systems, mobile transmitters, autos, boats, planes.

HERE'S REAL CONVENIENCE
Front panel controls for instant voltage adjustment and precise fine adjustment to within 0.1V. Two 3-digit LED displays permit continuous

monitoring of both voltage and current during use. Current limiting control with instant pushbutton reset.

The WP-709 is like two precision power supplies for a price less than you might pay for one—PLUS two digital DC voltmeters.

VIZ Supplyst™

power supplies with digital displays of voltage and current

Fully regulated, adjustable current limiting power supplies, PLUS two built-in digital DC voltmeters in a single quality unit. Digitally monitor output voltage or current, or two external voltages.



WP-705 \$289.95
Single output
0-50VDC, 0-2A.

WP-706 \$295.95
Single output
0-25VDC, 0-4A.



WP-707 \$374.75
Dual output
Two 0-25VDC, 0-2A.

WP-708 \$424.95
Triple output Two 0-20VDC, 0-2A.
One 5VDC, 0-4A.



VIZ DC power supplies

Fully regulated, continuously adjustable voltage outputs with short circuit protection. Analog meters and overload indicators.



Single WP-703A
0-20VDC, 0-500mA **\$107.00**



Single WP-704A
0-40VDC, 0-250mA **\$117.55**



Dual WP-702A Two 0-20VDC, 0-200mA **\$150.75**

VIZ RELIABILITY

VIZ is a 50 year-old company. Our instruments are fully warranted, parts and labor, for a year. All items tested to NBS standards. We offer service and parts availability for a minimum of ten years. Over 15 repair depots in U.S.A.

Want full technical details and a demonstration? Call toll-free, 1-800-523-3696, for the VIZ distributor nearest you

**Look to VIZ for value, quality, availability.
Over 70 instruments in the line—PLUS full accessories.**

VIZ Mfg. Co., 335 E. Price St., Philadelphia, PA 19144

CIRCLE 53 ON FREE INFORMATION CARD

What's new with NRI's home-training program in communications electronics?

Almost everything!

NRI takes you to the edge of technology with state-of-the-art training on microprocessor-based communications equipment.

reflects the latest, state-of-the-art technology... includes up-to-the-minute equipment, experiments, and training techniques. And you learn it all at your convenience, in your own home in your spare time. NRI brings your training to you. No need for night school, classroom pressures, travel expenses, or strict schedules. You're a class of one, learning at your own pace by methods proven with 67 years of experience and over a million and a half other students.

Hands-On Training with Choice of Transceiver or Scanner

That's because NRI training is fully practical training. You not only get the "book learning," but also actual real-world experience through NRI Action Learning techniques. Your hands-on training is built around the advanced 2-meter transceiver that performs as a fixed or mobile station. Its micro-computer controls let you synthesize any frequency in its range, program full or four-channel scanning.

If you wish, you may choose to take your training with the Bearcat 210 scanner receiver. Also microprocessor based, it operates over five bands to give you automatic operation from 32 to 512 MHz.

New Action Audio "Talks" You Through Training

In addition to lessons, experiments, and reference manuals for this

NEW! programmable, microprocessor based, synthesized five-band scanning monitor receiver



high-tech equipment, exclusive NRI Action Audio cassettes reinforce your training. Your NRI instructor leads you step by step through each circuit, explaining



NEW!

hand-held, microprocessor-based 2-meter scanning transceiver

The remarkable world of communications is expanding in quantum leaps! Almost before you can absorb the last one, there's a new advance in technology, a new use for a new miracle of science. And NRI trains you to keep the pace.

Now, NRI's renowned home-study course in Communications Electronics



op amps, phototransistors, digital logic circuits and power supplies.

New Training in Satellite Communications, Microcomputers, and Digital Electronics

NRI lessons are kept up to date! Latest subjects include the booming field of satellite and data communications and telemetry. You also get training in the key field of microcomputers and digital controls, appearing on more and more communications equipment.

You're Trained in Every Field

Satellite communications is just one of the many fields covered by this complete communications program. You also learn how to install, service, and repair mobile radios; CBs; microwave antenna systems; aircraft and marine radio and navigational electronics; AM, FM and TV broadcast equipment; radar; just about any electronic communications equipment you'll ever run across. You're trained for the good-paying jobs in the secure, high-demand field of today's electronics professionals.

FCC License or Full Refund

NRI stands behind you all the way. Government regulations require

that the servicing of transmission equipment be performed by a technician holding a valid FCC Radio-telephone License. NRI promises that you'll pass your FCC exam and get your license *or your tuition will be refunded in full*. No ifs, ands, or buts ...this money-back agreement is good for a full six months after your graduation. That's how confident we are of the completeness and quality of NRI training.

Free Catalog, No Salesman Will Call

Find out all the facts on this exciting way to get into one of the

NEW! fully portable, six-function, 26-scale LCD digital multimeter

its function and interaction with others to make concepts crystal-clear.

Test Instruments Included

Your NRI Communications Electronics course also includes professional test instruments. Use them in the many experiments and demonstrations you perform, then keep them to use in your professional work. You get the Beckman Tech 300 hand-held LCD digital multimeter with six ranges and 26 scales to cover almost every IM-2400 measuring need you'll encounter. You also get the Heathkit UHF frequency counter, indispensable for both bench and field measurements of transmitter output frequency. Both instruments come with NRI Action Audio training backup.


At the heart of your experiment program is the NRI Discovery Lab and the famous NRI Antenna Applications Lab. Using them with your instruments and equipment, you'll perform over 80 separate projects to demonstrate and illuminate the new concepts you learn. Up-to-the-minute experiments cover bipolar and field effect transistors,

NEW! wide-range portable frequency counter with LED digital display



hottest opportunity fields around. Send the postage-paid card for your copy of our free catalog describing NRI Communications Electronics in detail. You'll get lesson plans, equipment specifications, and experiment descriptions plus information on other high-tech courses like Microcomputers, Digital Electronics, TV and Audio Servicing, etc. Send the card today and see what's new with NRI and new for you. If card has been removed, please write to us.

NEW! the famous NRI Discovery Lab® now with advanced high technology experiments



NRI Schools
McGraw-Hill Continuing
Education Center
3939 Wisconsin Ave.
Washington, D.C. 20016

We'll give you tomorrow.

LETTERS

UNICORN-ONE

I enjoyed your articles on the Unicorn-One project, and I thought about the closing sentence: "What will be your contribution to the age of robotics?"

I'm not actually into robotics, but I've come up with an idea that might be useful to those of you who are.

Do you know anything about the metal "nitinol"—the metal with a memory? On the science updates produced by CNN (Cable News Network), they demonstrated the use of that metal and its sensitivity to the heat/cold cycle.

In its normal state, it can be bent completely out of shape, but when heated it will revert back to its original shape. I found that fascinating, because it seemed to me that the metal's characteristic would make it useful to build a better robot hand.

If one could construct a subminiature device and use it for the joint connections in the robot's fingers, I think that we would then have a robotic hand that could grasp objects.

A computer would control the DC input to a thermo module via D/A conversion to either heat or cool the nitinol metal. Heating would cause it to bend in a predetermined pattern and to exert a predetermined degree of force. Rubber (or some other elastic material) would be used to provide some degree of support. One could see it for elbow joints, too.

It wouldn't take much of a temperature change to cause the metal to flex, and a computer could control the different finger movements readily by varying the DC inputs to the thermo units.

ROBERT ELMORE,
Valdez, AK

RADAR DETECTORS

One can sympathize with the sentiments expressed by Dalton T. Horn in the June 1981 "Letters" section, that radar detectors should be made illegal because they are used solely to enable motorists to break the speed-limit laws. That is true, of course; but the arguments he advances to support his indignation and his con-

clusions are quite wrong. Let's see why.

He starts off with his weakest argument: that a radar-detector is not a communications receiver because "it merely detects the presence or absence of a carrier signal." That is a curious argument—something like saying that a radio is not a receiver at the moment that radio stations are broadcasting dead air. The law does not specify the electrical or content nature of a received broadcast; and to suggest that the information that a radar detector conveys to a speeding motorist is not a "communication" is simple foolishness.

But, of course, the real argument goes far deeper. The primary question is whether citizens have the right to disagree with a law by breaking it. The answer should be obvious. Citizens nowadays are *obliged* to break laws with which they disagree because that is the only way that their objections can be heard. The federal bureaucracy has effectively sealed off the citizenry of the country from the majority of law-making processes. There is no

continued on page 22

HAMEG PRESENTS THE NEW HM 203



High performance
at
low cost.

\$580
(PROBES INCLUDED)

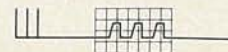
A quality scope,
made in the U.S.A.,
by a company with
over 23 years
experience.

HAMEG

88-90 Harbor Rd.

Port Washington, N.Y., 11050

Tel (516) 883-3837



Hameg introduces high performance at low cost in the HM 203, a full featured, highly reliable, dual trace 20 MHz oscilloscope. For only \$580, the HM 203 has specifications normally associated with higher priced scopes. Bandwidth - DC → 20 MHz • Risetime 17.5 ns • Overshoot 1% max. • Y amp range 5 mv/cm to 20 v/cm • Max. input voltage 500V • Timebase .5 μs/cm to .2s/cm • Sweep mag. x5 • Trigger 5 Hz to 30 MHz • X:Y plot • Built-in probe calibrator and more. Its sturdy construction and light weight (13.2 lbs.) make the HM 203 equally at home in the field and on the test bench.

See us at WESCON 81' Booth H25 San Francisco Hilton

CIRCLE 15 ON FREE INFORMATION CARD

cure the 10 most common nuisances in PA instantly




fact: These 10 problem solvers in your toolbox are like 10 new tricks up your sleeve. Or 10 hours of saved time. Or money in the bank. They make molehills out of troubleshooting mountains, without soldering, or splicing, or internal equipment modifications.

Problem: Solution:

Input Overload	A15AS Microphone Attenuator—prevents overload.
Phasing	A15PRS Phase Reverser for balanced lines.
Low-Frequency Noise	A15HP High Pass Filter—reduces low-frequency noises and proximity effect.
High-Frequency Noise	A15LP Low Pass Filter—reduces objectionable high-frequency noises.
Lack of Presence	A15PA Presence Adapter—adds intelligibility and brilliance.
Sibilance	A15RS Response Shaper—sibilance filtering, plus flattened response.
Line Level to Mic Input	A15LA Line Input Adapter—converts balanced low-impedance mic input to line level input.
Matching/Bridging/Isolating	A15BT Bridging Transformer—matches balanced or unbalanced devices of different impedances.
Trouble-shooting	A15TG Tone Generator—700 Hz signal helps check levels, connections, mixer inputs, and cables.
Microphone Impedance Matching	A95 and A97 Series Line Transformers—make it possible to connect low-impedance lines to mid- and high-impedance inputs (or vice-versa.)



The Sound of the Professionals®



Send for the brochure, AL280F
Shure Brothers Inc., 222 Hartrey Ave.,
Evanston, IL 60204.

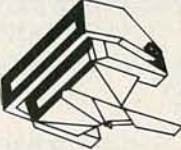

In Canada: A. C. Simmonds & Sons Limited
Manufacturers of high fidelity components,
microphones, sound systems and
related circuitry.

fact: a Genuine Shure upgrade stylus is unquestionably the biggest bargain in hi-fi

We strongly urge you to check your stylus for wear at least once a year to protect your records and maintain the highest standards of listening pleasure. Regardless of when (or where) you purchased your Shure cartridge, there is a Genuine Shure replacement stylus available which will bring your cartridge right back to its original specifications. Even better, *you may actually be able to improve its performance significantly over the original* with a Genuine Shure upgrade stylus... at surprisingly low cost! For example:

IF YOU OWN:

UPGRADE WITH:

	V15 Type III SERIES	VN35HE Hyperelliptical stylus	
	M95 SERIES	N95HE* Hyperelliptical stylus	
	M70 SERIES	N72B Spherical stylus	
ANY M91, M92, M93		N91ED* stylus	
ANY M71, M73, M75		N75HE TYPE 2* Series styli	
ANY M44 Series		N55E* stylus	
M3D, M7D		N21D* stylus	

*Before purchasing any replacement stylus be certain your turntable is compatible with the tracking force of the stylus you select.

**Always insist on a Genuine Shure
replacement stylus.**

Look for the name "Shure" on the stylus grip.

Genuine Shure upgrade styli by



Shure Brothers Inc., 222 Hartrey Ave., Evanston, IL 60204, In Canada: A. C. Simmonds & Sons Limited
Manufacturers of high fidelity components, microphones, sound systems and related circuitry.

LETTERS

continued from page 20

voting booth in the country (nor a single candidate for office anyone can vote for), whereby any change is possible in most of the regulations that are, in effect, laws—the national 55-mph speed limit included.

Not only is the 55-mph speed limit "law" one your opinion was never asked about; its proponents lie to you about why they feel it is necessary. "To save lives," they claim—as if the government has some constitutional mandate to save you from yourself. In fact, the 55-mph speed limit

does little to save lives on the super highways, which are the only roadways its imposition effects. It does save *oil*, of course—but the crisis in oil is one which the federal bureaucracy's meddling with the natural dynamics of supply and demand created in the first place.

Exceeding the speed limit when it is safe to do so is no more dishonorable than avoiding the payment of a tax on tea imposed by an overseas bureaucracy. We Bostonians had as much to say about the imposition of that obnoxious "law" back in the 18th century as we have today with the 55-mph speed limit. Now, as then, it's time we did something about it in the only way that is available to us.

THOMAS MARTIN HOLZEL,
Concord, MA

In reference to Mr. Horn's letter in the June 1981 issue of **Radio-Electronics**, "Objections," I would say that he is missing a few points.

I can just imagine law enforcement attempting to identify vehicles with an automatic vehicle-identification system. The thought of that, and the attending potential problems and cost is staggering. Local law enforcement does not have the technical expertise or the equipment to enforce many of the vehicle codes that are presently on the books—for example, vehicle-noise requirements, emissions, window tinting, etc.

Radar detectors are not inexcusable, in themselves. But the way that some law-enforcement officers use the radar equipment is something else. It is possible to obtain erroneous indications of vehicle speeds because of reflection, and other factors. And because of their lack of technical expertise, some police officers continually take speed readings in areas with high reflectivity and vibrations—such as areas inside steel-reinforced tunnels, and in and around areas containing large stationary or moving metal objects.

Some traffic police officers like to sit around street corners and wait for unsuspecting drivers, all of whom may not be exceeding the speed limits. But when such an unsuspecting driver sees the police car, he or she is very likely to slam on the brakes abruptly because of human nature—and that could be the cause of a serious accident.

In addition, traffic police officers do not always write fair tickets; thus even innocent drivers must often look around and behind corners and bushes for lurking patrol cars, instead of watching where they are going. That, too, can cause accidents. Ask yourself: How many tickets have been written over the years to persons who were traveling four or five miles an hour above the speed limit by radar, when the limit should have been higher? In other words, they were caught in a speed trap, but probably were driving safely, and never did see personally the speed reading on the radar gun. Because of the attention that has been brought to those radar detectors, there have been some dramatic advancements in the art (in some instances it was found that the backyard technician or electronics expert was building better radar detectors than the military; not too unusual, considering the advancements).

And finally, for those people who build pay-TV decoders: If Mr. Horn checks, he will find that it is illegal to sell complete working decoders (recent federal and state court rulings). Those that are selling completed decoders have a pretty limited supply of those decoders, and those who are doing the buying usually have limited supply of cash.

Presently, the only people who should be building those decoders should be the backyard technicians or electronics experts who are attempting to improve themselves technically. Most of them have been spending around two hundred and fifty dollars for a fifty-dollar working device. (The black market, fully-working devices are going for around five hundred

continued on page 24

ADVANCE IS PROUD
TO INTRODUCE



Non-Linear Systems

High Quality Oscilloscopes
Backed by
A Two-Year Warranty

* (Exception: model MS-230 is slightly deeper, at 8.6", and heavier, at 3.6 lbs.)

MODEL	VERTICAL BANDWIDTH	DEFLECTION FACTOR	TIME BASE
MS-230	30MHz	10mV to 50V/div 12 Ranges	0.05µ Sec to 0.2 Sec/div. 21 Ranges
MS-215	15MHz	10mV to 50V/div. 12 Ranges	0.1µ Sec to 0.5 Sec. 21 Ranges
MS-15	15MHz	10mV to 50V/div. 12 Ranges	0.1µ Sec to 0.5 Sec. 21 Ranges

MS 230



MS 215



Non-Linear Systems' trio of mini-scopes are accurate, affordable, portable. And there's one to match nearly every budget and need. Standard features on all models include an input impedance of 1 megohm with 50 pF; maximum input voltage of 350 V; trigger modes in auto, internal, external and line; slope that's + or - selectable; graticule (4x5 division of 0.25" each); dual power sources operating either internally from rechargeable lead acid batteries or externally from 115 VAC or 230 VAC (50-60 Hz) via plug-in transformer; handy size (2.9"H x 6.4"W x 8.0"D) and weighs just 3 lbs.*

Check the chart below for details of model features and specifications.

MS 15



The remarkable Touch Test 20 DMM. With the Touch Test 20 Non-Linear Systems introduces the 2 lb. 4 oz. test lab. Now, with 20 key test functions at your fingertips (plus the ability to measure 10 electrical parameters and 44 ranges), you can take one lab to the field instead of a cumbersome collection of individual testers.

The new Touch Test 20 D M M features:


- Built in temperature measurement (including probe; F° and C°)
- Capacitance measurement
- DC Voltage (200 MV - 1000V)
- AC Voltage (200 MV - 1000V)
- DC Current (200 µA - 10A)
- AC Current (200 µA - 10A)
- Resistance (200 Ω - 20MΩ)
- Diode Test

ADVANCE
ELECTRONICS

THE TEST EQUIPMENT
SPECIALISTS

TOLL FREE HOT LINE
800-223-0474

54 WEST 45th STREET,
NEW YORK, N.Y. 10036 212-687-2224



Call For
Special Introductory
Price Offer

Now in one convenient, workbench guide. . . **INSTANT SOLUTIONS TO YOUR ELECTRONIC TROUBLESHOOTING PROBLEMS — FOR ONLY \$2.09!**

Imagine! All the valuable nuts-and-bolts instruction you need to slash working time. . .and make more money! For just \$2.09!

That's what you get in **WORKBENCH GUIDE TO ELECTRONIC TROUBLESHOOTING** by noted electronics authority Robert C. Genn, Jr. This comprehensive source of useful electronics know-how gives you page after page of sensational tips, techniques and shortcuts that can help you take on more jobs. . .finish them faster. . .make better repairs. . .and reduce callbacks!

What's more, **WORKBENCH GUIDE** shows you how to **save money** with "home brew" test circuits that do the same job as expensive equipment—at a fraction of the cost!

No gimmicks! No obligation!

You'd normally have to pay \$12.95 to benefit from the wealth of knowledge **WORKBENCH GUIDE** contains. **But you pay only \$2.09!** It's our way of introducing you to the **Electronics Book Service** — the no-risk book club that keeps over 50,000 technicians, troubleshooters and hobbyists informed of the best and most useful books on electronics.

We chose **WORKBENCH GUIDE** for our introductory offer because it's representative of the many outstanding selections we make available to our members.

Join now as a trial member of the **Electronics Book Service** and you'll receive your copy of **WORKBENCH GUIDE TO ELECTRONIC TROUBLESHOOTING** for the low, low price of \$2.09.

Once you have paid for your introductory selection, you are under **no obligation** to buy any other club offering. That's what makes the **Electronics Book Service** so unique.

And, even if you never buy another book, you'll still be informed every four weeks of the most useful, valuable new books in the field, available to you at generous savings.

Just look at all the electronics information your \$2.09 will buy!

WORKBENCH GUIDE TO ELECTRONIC TROUBLESHOOTING provides hundreds of sharp ideas and sure-fire techniques for solving even your most difficult troubleshooting problems.

For starters, you get step-by-step instruction in how to build your own test circuits from components you probably have in your junkbox now. They'll help you do everything faster. . .without having to pay for high-priced testing equipment.

Then you discover how to quickly locate all types of malfunctions in electronic equipment. . .and how to correct each problem with minimum inconvenience.

And, you get no mind-boggling explanations. Just straight, easy-to-follow directions for techniques that really work.

WORKBENCH GUIDE is packed with tips and shortcuts that will save you time and money:

- How to use resistors in place of expensive transformers
- How to make a time-saving graph for determining input impedance
- How you can make a simple instrument that measures resistance better, in special cases, than an ohmmeter

- How to construct and use a simple OP AMP tester
- How to make a device that can determine total harmonic output, as distinct from each frequency of the output
- How you can knock together a simple, easy-to-use substitute instrument—from components lying around in your shop right now—instead of shelling out big money for a signal generator with metered output
- How to perform simple, but effective frequency measurements with a scope
- Plus much, much more!

Fully illustrated!

WORKBENCH GUIDE TO ELECTRONIC TROUBLESHOOTING contains over 100 easy-to-follow charts, tables and illustrations to help simplify the techniques and shortcuts you'll be using.

- Here are:
- Charts for easy conversion of decibels and voltages
 - A table for RF increase vs. percent of modulation
 - Conversion factors for areas, volumes and capacitance-to-reactance
 - A test set-up for IF amplifier AGC troubleshooting
 - A test set-up for testing triacs

WORKBENCH GUIDE TO ELECTRONIC TROUBLESHOOTING is the best source there is for learning how to save time, trouble and big money on instruments and equipment. . .and getting instant answers for up to 99% of the troubleshooting problems you encounter. That makes it a perfect way to introduce you to the **Electronics Book Service**.

Begin your membership today. Mail this coupon now.

All you need to do to begin your trial membership in the **Electronics Book Service** is fill out and mail the coupon below. When we receive it, we will ship your copy of **WORKBENCH GUIDE TO ELECTRONIC TROUBLESHOOTING** at once.

Remember, the **Electronics Book Service** has **no additional book purchase requirements**. Once you've paid \$2.09—plus shipping and handling—for **WORKBENCH GUIDE TO ELECTRONIC TROUBLESHOOTING**, you don't need to purchase any other selections!

Why delay? Mail the coupon below to get your copy of this \$12.95 benchside guide for only \$2.09—and to receive all the benefits of membership in the **Electronics Book Service**. Fill out and mail your coupon right away.

ELECTRONICS BOOK SERVICE
Membership Enrollment Center, P.O. Box 42
West Nyack, N.Y. 10995

Please enroll me in the **Electronics Book Service** on a trial basis. As my introductory selection under this trial membership, send me **WORKBENCH GUIDE TO ELECTRONIC TROUBLESHOOTING** for only \$2.09 plus shipping and handling, with tax where applicable. I am to receive announcements free of charge and will be entitled to full privileges as a member—without obligation to buy any additional club selections.

Name _____
Address _____
City _____ State _____ Zip _____

Offer limited to new members (U.S. and Canada only). Not available in Hawaii or Quebec.

Here is the practical and efficient way in which the **Electronics Book Service** operates.



1. When you enroll as a member, you receive—for only \$2.09 (plus shipping and handling, with tax where applicable)—your copy of **WORKBENCH GUIDE TO ELECTRONIC TROUBLESHOOTING**. This is the only book you are committed to buy.
2. Thereafter, you are under **no obligation** to accept any minimum number of selections within any time limit. **You can take as many or as few as you wish**. And you may resign at any time with no obligation once you have paid for your copy of **WORKBENCH GUIDE TO ELECTRONIC TROUBLESHOOTING**.
3. On selections you do accept, your membership entitles you to a discount from the publisher's price. This discount is available to members only and provides you with substantial savings.
4. Every four weeks we'll send you a free mailing describing the current selection. If you want the selection, no action is required. It will be shipped to you automatically. If you don't want it, just return the card that is enclosed with the mailing.
5. You have at least 10 days to decide whether or not you want the selection. Return the card so we receive it no later than the date specified. If you don't have 10 days to answer and receive an unwanted selection, return it **at our expense**.
6. Each mailing also describes a number of alternate or additional selections, also available to you at the special discount price for members.

ABOUT THE AUTHOR

Robert C. Genn is the Director of Engineering at Columbia College in Los Angeles, and President of the Genn Technical Institute. He has been involved in the electronics field for more than 20 years as a Field Engineer, Director of Engineering and Electronics, technician and instructor. Mr. Genn is certified by the California Institute of Technology to teach technicians to troubleshoot, service and repair microwave systems.



Easily the best.

In terms of resolution and accuracy, the Model 135 is easily the best handheld DMM available at any price. It's the only handheld offering $4\frac{1}{2}$ digits. That gives it 10 times better resolution than the best $3\frac{1}{2}$ -digit DMM and provides 3 to 4 times more useable accuracy. Resolution isn't all you get. You get an easy-to-use instrument that's rugged and reliable enough to live in the read world. You get Keithley packaging.

Its large, crisp LCD makes it easy to read. Rotary switches and a color-coded faceplate make it easy to use. Once-a-year calibration and long battery life make it easy to own. Easy to buy at \$235.

Best in price, best in performance.

There is a DMM designed specifically for your application in the Keithley line. Your Keithley distributor has instruments in stock for your convenience. Call today for complete information and a demonstration.

Sound Choice.

New Model 128 Beeper DMM. Audible/visual indication on all 5 functions of this $3\frac{1}{2}$ -digit DMM lets you test faster, and the user adjustable threshold and special diode test function make it a sound choice. Unique features, \$139.



Bench Bargain.

Model 176, Portable Bench DMM. Full 5-function LCD $4\frac{1}{2}$ -digit bench DMM offers 0.05% basic DCV accuracy. Keithley ease of use features include range and function annunciators, 1000 hour battery life and optional line operation. A bargain at \$269.



KEITHLEY

Keithley Instruments, Inc.
28775 Aurora Road/Cleveland, Ohio 44139/(216) 248-0400

CIRCLE 74 ON FREE INFORMATION CARD

dollars in some cases, with not too many takers.) For the electronics buff, two hundred dollars or so can be chalked up to experience and learning; for others, the money can buy quite a bit of pay TV.

Building those decoders is time-consuming, and it's hard sometimes to get the parts. I'd say that it's time to be moving on to other things. But I doubt that the number of private decoders actually operating are making even a small dent in the pay-TV business. You might say that in the beginning, the private decoders aroused a lot of interest in pay-TV and as a result, more people found themselves subscribing to pay-TV than building decoders. And the parts houses did a lot of business in items like UHF tuners.

Unfortunately, a lot of us found out that not all UHF tuners were created equal, and that a lot of them worked poorly—if at all. But in the end, we knew a lot more about electronics than we did when we started. Personally, I laid out considerably more than two hundred dollars, but the money was spent for related experimentation and test equipment. Often new elements were discovered, or old problems with equipment reaffirmed—which, by necessity, forced improvements.

I think that the cable and pay-TV people have a lot more to worry about with their own industry than with some little guy building a decoder.

M. FOX,
Manhattan Beach, CA

UHF RECEPTION

I was very much impressed with your article, "How to Improve UHF Reception," in the July 1981 *Radio-Electronics*. Although it does contain some misleading information, it is still, for the most part, the best article on the subject that I've seen so far.

The biggest fallacy is the listing of performance characteristics using average gain, minimum gain, and average F/B and F/S ratios. Of the 22 UHF-only antennas listed, several are made to receive channels 14-69 only, while others are made to receive channels 14-83. For those made to receive channels, 14-69, a sharp drop-off of gain is experienced at channel 69. Therefore, the gain on channels 70-89 will be low or, at least in some cases, even negative, thus lowering the average minimum-gain figures. That makes those figures very misleading.

I wish that someone would do a similar test on the top VHF-UHF antennas, to compare Winegard CH-8200, Channel Master 1120A, Blonder Tongue 0719, Finco F-89-C, and Jerrold VH-937S on both VHF-lo and VHF-hi and UHF-14-69, listing such specifications as gain, F/B ratio, F/S ratio, and beam width.

It's amazing how different the study-performance figures are from those furnished by the manufacturers.

GARY J. ARNOLD,
Elk Grove, CA

R-E

RCA SelectaVision VideoDisc

technical service information



■ Technical Manual

Mechanical and electronic functions of the Capacitance Electronic Disc (CED) system are discussed in detail. Numerous photographs and drawings in color are used to clarify circuit descriptions and operation theory.

■ Technical Service Data

Complete schematics, circuit board illustrations, chassis layout diagrams, service adjustment procedures and replacement parts lists for the RCA Model SFT100 VideoDisc Player are included in a durable three ring looseleaf binder.

■ Workshop Training Manual

Various Player trouble symptoms are described and step-by-step troubleshooting procedures help the service technician determine the most probable causes. Service assistance is provided with flow charts, simplified schematics and block diagrams.

Limited Time Combination Offer

These three books from RCA represent a complete library of technical information on the Model SFT100 VideoDisc Player. An overview of the CED system, mechanical and electronic theory of operation explanations, accurate service data and service troubleshooting procedures are all included in the publications.

Well over 200 8½" × 11" pages with hundreds of illustrations in color furnish electronic technicians with an understanding of the new and existing technologies employed in this new consumer product.

Each publication is available separately at the prices listed below but when you send us your order and check within the next 30 days for all three of the books, we will ship them at the special combination price of \$29.95.

VideoDisc Technical Books Order Form - Check Appropriate Box

Special Combination Offer

Order Must be Received Within the Next 30 Days

- All Three of the VideoDisc Technical Books at the Special Combination Price of \$29.95

\$ _____ Total Amount of Enclosed Check

Mail Order and Check to:
RCA Technical Publications 1-450
 600 N. Sherman Drive
 Indianapolis, IN 46201

Individual Technical Book Order

8109RE

- Technical Manual @ \$14.50
 Service Data W/Binder @ \$12.50
 Workshop Manual @ \$9.50



Shipping Label for Technical Books:

Please Print

Name _____
 Street Address _____
 City _____ State _____ Zip _____

EQUIPMENT REPORTS

Global Specialties Model 4401 Frequency Standard



CIRCLE 101 ON FREE INFORMATION CARD

Global Spec.	Model 4401									
OVERALL PRICE	[Rating: 10]									
EASE OF USE	[Rating: 10]									
INSTRUCTION MANUAL	[Rating: 10]									
PRICE/VALUE	[Rating: 10]									
	1	2	3	4	5	6	7	8	9	10
	Poor			Fair			Good			Excellent

GLOBAL SPECIALTIES CORPORATION (70 Fulton Terrace, New Haven, CT 06509) has introduced its new *model 4401* frequency standard. Whether used for calibrating test equipment and communications receivers, or for testing amplifiers and transmission lines, you'll find it a valuable addition to your workshop. The compact unit offers both versatility and accuracy.

The *model 4401's* timebase boasts an accuracy of ± 0.5 parts-per-million over a temperature range of 0-40 degrees Celsius. The stability is largely due to the precision 10-MHz crystal-oscillator oven. That oscillator is factory-calibrated against the National Bureau of Standards' frequency standard, WWVB. A front-panel-mounted LED lets the user know when the oven has reached operating temperature and the unit is ready for use. The manual provided with the unit claims a 3-5-minute warm-up time. Our tests showed that the actual warm-up time was well within those limits, and that accuracy was as good as, or better than, specified in all cases.

The frequency desired is selected using the FREQUENCY SELECT pushbutton on the front panel. Eight frequencies from 0.1 Hz to 1 MHz are avail-

able—0.1 Hz, 1 Hz, 10 Hz, 100 Hz, 1 kHz, 10 kHz, 100 kHz, and 1 MHz; eight corresponding LED's let you know which frequency is in use. A FREQUENCY MULTIPLIER switch lets you multiply the selected frequency by 1, 2, or 5. Also on the front panel are the POWER switch and two BNC connectors for outputting either the 10-MHz timebase or the selected frequency: the output waveform is a squarewave in either case. A trimmer that used to adjust the timebase is easily accessible through a small hole that is located in the rear panel.

The *model 4401's* TTL-compatible output is buffered to drive up to 10 TTL loads and is short-circuit protected. The output squarewave has a 20-nanosecond rise and fall time into a 50-ohm load. Power requirements are 105-135 volts AC at 5-watts maximum; a 215-230-volt version is also available. The unit measures 3 x 10 x 7 inches and weighs 2 pounds.

The instruction manual completely describes how the *model 4401* is used. The manual also covers the units theory of operation and includes a two-page fold-out schematic, and some sample applications.

Troubleshooting microprocessors is covered quite well by the manual. In that procedure, the unit is substituted for the microprocessor's regular clock allowing a microprocessor to be stepped through a program one step at a time.

Using the *model 4401* to test audio amplifiers is covered, including test set-ups. Diagnostic charts that tell you what defects are indicated by various waveforms are also included.

Another application described by the manual is testing transmission lines. The terminations of those lines as well as their lengths can be checked using the frequency standard. How to determine the distance from a cable-end to a defect is also described.

If you are in the market for a frequency standard, the *model 4401* deserves your consideration. We think you'll find that the unit performs as promised for all applications. In addition it is easy to operate and looks attractive on the test bench. The *model 4401* has a suggested retail price of \$288.00

R-E

Grove Enterprises Scanner Beam Antenna



CIRCLE 102 ON FREE INFORMATION CARD

Grove Ent.	Scanner Beam									
OVERALL PRICE	[Rating: 10]									
EASE OF USE	[Rating: 10]									
INSTRUCTION MANUAL	[Rating: 10]									
PRICE/VALUE	[Rating: 10]									
	1	2	3	4	5	6	7	8	9	10
	Poor			Fair			Good			Excellent

WITH THE GROWTH IN THE SALES OF scanner radios, it is not surprising that there is considerable interest in outside antennas. While the little whips supplied with the radios are adequate for local reception, it doesn't take long for the listener to develop a taste for bigger and better things.

Up to now, outside antennas have been omnidirectional. Simple ground planes, vertical dipoles, dipole clusters, and discones have dominated the marketplace.

But now that has changed. The first high-gain directional beam antenna designed specifically for wide-range scanner reception has been introduced by Grove Enterprises, manufacturer of shortwave and VHF/UHF-listening specialty products.

Grove's new *Scanner Beam* is a log-periodic dipole array, consisting of seven cross-phased dipole elements. The main boom is just four feet long,

making the lightweight beam very manageable. The beam is so lightweight that it is possible to use the smallest TV-type rotators.

The antenna comes fully assembled, although it is collapsed to fit into a sturdy shipping carton. Upon installation, it is expanded like a TV antenna by pulling the elements away from the boom until they lock rigidly in place. And like a log-periodic TV antenna's, its elements are swept forward at a 60-degree angle to the boom. The purpose of that is twofold: On the half-wave fundamental dipole frequency, gain is slightly increased; on the three half-wave harmonic-frequencies, the lobes of the field pattern merge to provide better directivity and gain.

The antenna is made much like many consumer-grade TV-antennas. Insulators are unbreakable Cyclocac. The boom is painted with enamel to resist corrosion.

Although log-periodic dipole-arrays have a nominal 250-300 ohm feedline-impedance, a wideband 4:1 balun transformer (included) lets the user match the antenna to coaxial cable. While 75-ohm coax is best 50-ohm line may also be used with no noticeable difference; low-loss cable is recommended. Grove Enterprises also offers a 65-foot length of coax with connectors and weather boot; it is available from them for \$14.95 plus \$4.00 shipping.

Our lab tests

The *Scanner Beam* is designed for continuous (108-512 MHz) frequency coverage; omnidirectional low-band (30-50 MHz) reception is claimed as well.

In our tests we found that maximum gain for the *Scanner Beam* centered in the 150-170 and 400-470 MHz range. Improvement over a dipole averaged 8 dB throughout this range. The front-to-back ratio was 15 dB.

The lowest gain, still 3 dB better than a dipole, was in the 110-140 MHz aircraft band. Even in the 225-400 MHz military aircraft band the *Scanner Beam* showed 6 to 7 dB gain over a dipole. Average VSWR over the entire range was 1.92:1. Hams can use the *Scanner Beam* on the 144, 220, and 432 MHz bands, although input power is limited to about ten watts by the small balun transformer.

At low frequencies the antenna did pick up signals quite well, probably because it represents a sizeable mass of metal. In rotating the antenna while listening to a steady low-band signal, a couple of slight nulls were detected, but the scanner beam antenna was essentially omni-directional as claimed by the manufacturer.

While the specifications looked good, how did the antenna actually

AS WE GO TO PRESS

IBM HAS FINALLY MADE ITS MOVE INTO the personal computer market. The IBM *Personal Computer*, is scheduled to go on sale in October, and will sell for as little as \$1565.

Two versions will be available at that price—one aimed at home users and the other at small businesses. Both will come with 16K of user RAM and 40K of ROM (which will include a Microsoft BASIC with high-resolution color graphics and sound capabilities). A cassette interface will be included.

The system, which uses the 16-bit 8088 microprocessor, has three basic components—a system unit that contains the electronics, a video monitor, and a detachable 83-key keyboard. A printer is also available.

Memory can be expanded within the system unit to 256K. Optional dual 5¼-inch floppy-disk drives have a total storage capacity of 320K.

The system unit contains five expansion slots for additional memory and display, printer, communications and game adaptors.

The IBM *Personal Computer* will



THE NEW IBM *Personal Computer*.

be sold through participating Computerland dealers and Sears, Roebuck and Co.'s new business machine stores. It will also be sold through IBM Product Centers and a special IBM sales unit.

The computer will support the CPM-86 and UCSD p-System disk operating systems, which will make a number of programming languages and applications programs available to the user.

Applications software already announced includes Visicalc, the EasyWriter word processor, business packages from Peachtree Software, Inc. and an Adventure game from Microsoft.

We'll have a lot more to tell you about the IBM *Personal Computer* shortly. R-E



American
Red Cross

Be the first
on your block
to learn how to
save a life.

Take the
Red Cross
CPR course.

A Public Service of This Magazine & The Advertising Council

Saving gas in 1968-

Our original customers
saved \$ then and are
saving \$\$\$\$ today



Tiger
581

Redesigned CD ignition fits on late model cars with factory electronic ignitions or older cars with points. American or foreign.

- *50,000 miles between tune-ups
- *Up to 15% savings on gas
- *Faster starts *Easy to install

Kit \$49.95 Assembled \$79.95

PREVENT AUTO THEFT

This new undetectable system automatically arms itself, is keyless, and shuts down the electrical system 25 seconds after intruder starts car.

PAT \$49.95

For information call collect 1-303-243-5200
Mastercard & Visa accepted or send check to

Tri-Star Corporation
Dept. R, 730 Independent Ave.
Grand Junction, CO 81501

OCTOBER 1981

CIRCLE 92 ON FREE INFORMATION CARD

27

Waiting for a lead synthesizer that has it all?



Your wait is over!

PROTEUS I™ PROGRAMMABLE PRESET LEAD SYNTHESIZER

You've always had a lot of options. You could have the convenience and easy operation of a normalized synthesizer if you were willing to give up the versatility of modular equipment.

Or the unlimited spectrum of tone colors and timbres of modules if you didn't mind the cumbersome patch cords and time required to set up or change a patch.

You could have programmable presets if you could raise the bucks, or low-cost equipment if you could stand the snap-crackle-pop.

You could even have such technically innovative features as computer control of voice and sequence if you had the technical savvy to design it all and make it work.

Now you have another option. YOU CAN HAVE IT ALL. Wide range, precise, low-noise, presets, meaningful patch bay and an easy-to-use computer interface.

All at a price that's nothing but unbelievable.

Want to know more? Proteus I's Using/Assembly manual which includes a demo tape will answer all of your questions. The price, \$10.00 is refundable upon purchase of the kit.

PART OF THE NEW GENERATION FROM

PAIA Electronics, Inc.

1020 W. Wilshire, Oklahoma City, OK 73116 - (405) 843-9626
CHARGE ORDER? Call our 24 hour Demo/Order line 405-843-7396

- Send the easy-to-assemble Proteus I Kit, \$499.00 enclosed. (Freight Collect)
- Tell me more, Rush the Assembly/Using manual & demo tape for Proteus I. (\$10.00 enclosed, refundable)
- Send free catalog

Name: _____

Address: _____

City: _____ State: _____ Zip: _____

Visa MC Card No.: _____

PAIA Electronics, Dept. 10R 1020 W. Wilshire, Okla. City, OK 73116

CIRCLE 73 ON FREE INFORMATION CARD

compare with competitive non-directional scanner antennas? In virtually every case, the gain advantage was quite noticeable, especially at UHF frequencies. Signals that were barely readable with a conventional scanner antenna were easily copied with the *Scanner Beam*. Even on the low band, the short-element scanner beam-antenna consistently outperformed a broad-band discone.


Conclusions

Listeners must keep in mind that most scanners cannot handle excessively high signal-levels without image and intermodulation problems. Those phantoms manifest themselves as repeated signals throughout the scanner's tuning range. All scanners are somewhat susceptible, although of course, some are worse than others.

Any outside antenna may aggravate those problems. However, a directional antenna like the *Scanner Beam* may be used to advantage in some cases if it is pointed away from the offending loud signals.

We were impressed by the quality, price, and performance of the *Scanner Beam*. It has a suggested retail price of \$39.95 plus \$4.00 shipping and is available from Grove Enterprises, Dept. S, Brasstown, NC 28902. R-E

Macrotronics Models A4P and A8P Atari Printer Interfaces



CIRCLE 103 ON FREE INFORMATION CARD

Macrotronics A4P and A8P	
OVERALL PRICE	10
EASE OF USE	10
INSTRUCTION MANUAL	10
PRICE/VALUE	10
	1 2 3 4 5 6 7 8 9 10
	Poor Fair Good Excellent

MACROTRONICS, INC. (1125 N. GOLDEN State Blvd., Suite G. Turlock, CA 95380), whose hardware and software

LEADER Instruments Corp.

Oscilloscopes

2 YEAR WARRANTY
Probes included on all scopes



20 MHz, TRIGGERED
 • Single trace, automatic trigger for highly stable, bright display.
 • 17.5nSec rise time. • 10mV/cm to 20V/cm Vertical Sensitivity; 11 steps.



20 MHz, DUAL TRACE
 • Add, subtract modes on CH-1 & CH-2 facilitate easy checkout for simultaneous pulses, signal levels, distortion & noise cancelling.



30 MHz, VARIABLE DELAYED SWEEP, DUAL TRACE
 • Built in variable delay circuitry — 1µSec to 5 Sec. • 5mV/Div. Vertical Sensitivity.



35 MHz, FIXED DELAY, DUAL TRACE
 • Dual trace, 35 MHz bandwidth.
 • 5mV/cm Vertical Sensitivity. • 10.0 ns

COLOR BAR GENERATORS, BRIDGES, TESTERS.

NTSC Color Bar Pattern Generator

Model LCG-396



- NTSC color bars
- Provides full-field or IQW insertion, plus on-off control of chroma and luminance
- Better checking and adjusting of purity and white balance via red, blue, green, white rasters
- Dots and single crossbars for convergence, raster and all other alignment requirements
- 75(1) Video (1 Volt fixed) and RF output for TV and VTR equipment
- Equalizing pulse phase locked to color sub-carrier

Completely Portable, Battery Operated TV Color Analyzer

Model LCG-397



- RF, IF, composite video outputs
- 0-100% variable color burst for easy chroma service
- 18 convergence patterns — 10 bar gated, 3 bar gated and rainbow patterns
- 3 dot patterns, 2 crosshatch patterns
- 3 vertical lines and 3 horizontal lines plus gray scale
- Oscilloscope trigger outputs
- Battery operated 4 standard 'C' cells, 1.5V each

Transistorized LCR Bridge

Model LCR-740



- Highly accurate 3 digit readout
- Measures Inductance (L), Capacitance (C) and Resistance (R), within .05% accuracy
- Readouts variable with built-in 10% overrange
- Loss Factor scale (D)
- Operates on 1.9V battery or through built-in AC adapter

FM Multiplex Stereo Generator

Model LSG-231



- RF, Composite and Audio Outputs
- Checks separation, balance and alignment in the field or on the bench
- 19kHz pilot signal, .2% accuracy
- 19kHz audio signal, .1% accuracy
- Composite stereo output, 67KHz S.C.A. switch selectable
- External modulation capability
- Selectable pre-emphasis

Order with Confidence and get the Fordham Advantage!

Call for our prices TOLL FREE
(800) 645-9518
in N.Y. State call (516) 752-0050

FORDHAM

855 Conklin St. Farmingdale, N.Y. 11735



- Master Charge
- BankAmericard
- VISA • COD
- Money Order
- Check
- COD's extra

products for personal computers originally served mainly the needs of the amateur radio community, now have something of interest to a much larger circle of computer users.

Their *model A4P* and *model A8P* parallel printer interfaces for the Atari 400 and 800 microcomputers fill a gap that has been quite a source of frustration to owners of those computers. Until now it has been nearly impossible for an Atari user to generate hard copy from his machine. The Macrotronics interfaces remove that obstacle.

Both interfaces are similar, differing only in the connectors supplied for the two different Atari computers, so this report will talk about them in the singular, based on our experience with the *model A8P*, for the Atari 800. The interface itself is a deceptively simple device—a ribbon cable with a small PC board at one end that contains the actual interface circuitry, together with the connectors that plug into the computer. At the ribbon cable's other end is one of several—you indicate which when you place your order—connectors for various parallel ASCII printers. (The interface is also available without a printer-connector for specialized applications. The manual provides all the information necessary for making the proper connections.)

In use, the interface-end of the cable plugs into controller jacks 3 and 4 (intended for game-playing—but if you're interested in a printout, you're not playing games), on the front of the computer, that supply it with both the data for the printer and with its power. Those jacks differ on the two computers, hence the need for different interfaces for the *model 400* and the *800*.

The PC board is so small that you don't even notice it when you're using the keyboard. The other end of the cable goes, of course, to the printer.

Two short machine-language printer-driver programs are provided on cassette. The first is intended to be used directly with cassette-based systems. The second program is for disk-based systems, and, when the instructions in the manual are followed, is integrated into the Atari DOS (Disk Operating System) so it will be resident in the computer's memory whenever the disk system is used.

The cassette program is only 171 bytes long and takes about 15 seconds to load. Once loaded, either program can be completely ignored during normal operation. About the only thing that will disturb them is turning the power to the computer off—they are unaffected by any of the special function keys such as SYSTEM RESET, BREAK, ESC, etc.

The interface, and the driver-routines supplied with it, work equally well for listings of BASIC programs, for printed

output from within a BASIC program (as in printing out a mailing list or other report), or for printing source listings of machine-language programs generated using Atari's assembler/debugger software.

The commands for these are as simple as plugging in the cable: LIST "P:" for BASIC listings, LPRINT to obtain output while running a BASIC program, and LIST # P: for source listings from the assembler. In addition, the manual provides a source listing showing the user how to obtain printouts from assembly-language programs.

Perhaps the most amazing thing about this interface is that it worked

perfectly the first time it was connected—not all that common an occurrence in mating one piece of computer equipment with another. The suggested list price is \$69.95, including most common printer connectors.

One thing that the software provided with this interface cannot do is provide you with a "hard copy" record of what is being displayed on the screen at any given time—but Macrotronics has also provided for that situation and offers a program that allows you to perform a screen dump using a Trendcom or Paper Tiger printer, for an additional \$69.95. If you want the whole package at once, the price is \$139.00. **R-E**

totally professional

73-600

7001

5001

precision designed for the CB professional

When you're ready for top-of-the-line CB, Midland gives you the ultimate choice. Presenting the Professionals, a few of the best in Midland's Precision Series.

Like the 5001, our finest 40-channel AM/CB, offering Midland's human-engineered mike, easy-to-read S/R/F/SWR meter, L.E.D. channel indicator, and a three-position (9/19/Normal) Option Priority Switch.

Or choose the 7001, Midland's deluxe 40-channel single sideband CB. It has three separate transmission and reception modes on every channel,

along with clarifier and mike gain control, putting you way ahead of crowded AM "party-lines."

Midland's 73-600 combines the best of both CB and AM/FM/MPX stereo/auto-stop cassette player in a single in-dash unit. Professional features include CB monitor switch, full-range tone/balance/fader controls, and a bright L.E.D. 40-channel readout, built right into the mike!

Every Precision Series CB by Midland is packed with 14 special features designed for the CB professional. See them now at your Midland CB dealer.

Write for free, full-color brochure showing our Precision Series line. Midland CB, P.O. Box 1903, Kansas City, Missouri 64141. A member of the Beneficial Corporation family.


Archer Telephone Recording Control



Archer		No. 43-236											
OVERALL PRICE													
EASE OF USE													
INSTRUCTION MANUAL													
PRICE/VALUE													
		1	2	3	4	5	6	7	8	9	10		
		Poor			Fair			Good			Excellent		

CIRCLE 104 ON FREE INFORMATION CARD

ADVANCE IS PROUD TO INTRODUCE the **KEITHLEY** Line of High Quality Digital Multimeters Featuring The New 130 Hand-Held DMM



Rugged DMMs from Keithley — all feature large, bright LCD display, easy-to-use rotary switches, externally accessible battery and fuse, 10A current range, diode test capability, low battery indicator, cushioned components.

Model 131. Similar to Model 130, with increased accuracy **\$134**

Model 130. Our most popular model, the price/performance champ. . . **\$125**

Model 135. First 4½-digit DMM with hand-held convenience . . . **\$219**

MODEL	ACCURACY					SENSITIVITY				
	DCV	DCA	ACV	ACA	Ω	DCV	DCA	ACV	ACA	Ω
130	0.5%	1%	1%	2%	0.5%	100μV	1μA	100μV	1μA	100mΩ
131	0.25%	0.75%	1%	2%	0.2%	100μV	1μA	100μV	1μA	100mΩ
135	0.05%	0.5%	1%	1.5%	0.2%	100μV	10μA	100μV	1μA	100mΩ

Case \$10.00 Shipping \$3.00

RADIO-ELECTRONICS

THE TEST EQUIPMENT SPECIALISTS
TOLL FREE HOT LINE
800-223-0474
54 WEST 45th STREET, NEW YORK, N.Y. 10036 212-687-2224

ADVANCE ELECTRONICS

IN ONE SMALL, SIMPLE PACKAGE, THIS practical little box takes all the headaches out of making recordings of telephone conversations. The *Telephone Recording Control* plugs directly into a standard modular telephone jack, where it both provides a suitable audio interface to a cassette recorder's (or other) microphone input and provides the suitable switching that permits automatic starting and stopping of the cassette recorder (through its remote-control jack).

Everything is prepared for plug-in-and-use simplicity. In fact, an extra set of record/playback labels is included for the record/playback selector switch. The switch permits overriding the internal relay for listening to a recording without unplugging the remote-control connection; the extra set of labels keeps switch operation clear for those recorders where the connector polarity (versus the supply of the recorder) is the reverse of that used by Radio Shack machines.

In operation, the recorder may be left on with both RECORD and PLAYBACK buttons depressed, the *Telephone Recording Control* POWER switch on, and its MODE switch in the RECORD position. Then, assuming the *Telephone Recording Control* has been plugged into a live modular jack and into the microphone and remote-control connectors of the cassette recorder, it will automatically control the recording of all conversations any time the phone headset is lifted off the hook.

Note that you may want more intimate control of this feature, since the automatic recording of a call without the caller's knowledge may be the grounds for legal action; many telephone companies have a requirement included in their tariffs for a beeper-tone alert (1500 Hz for 1/5th of a second every 15 seconds is a typical requirement) whenever a recorder is attached. Consult your local company for its advice on the subject.

The *Archer Telephone Recording Control* is FCC-approved for direct connection to a telephone line, and the FCC Registration Number, ringer equivalence, and USOC code information provided with the unit must be reported to your local telephone company. Normally, they simply record that information on your file, but in some cases there may be a nominal charge. If you have questions, ask before you buy.

No batteries or power supplies are required for use with this device, since the operating power it needs is derived from the telephone line voltage. In fact, the impedance and level matching of the voice signals are accomplished with signal voltages alone, and line voltages are used only for remote-control switching.

Performance

Having had experience with everything from acoustic couplers to inductive couplers, we were especially interested in the *quality* of off-line recording that the *Telephone Recording Control* could provide. It is excellent. Voice, music, interviews, and commercials have been recorded during both local and long distance tests; we found extraordinary (for over-the-phone) fidelity.

Initially, there was a problem with a small amount of hum appearing on the recorded signal. That was found to be due to direct AC-line powering of the cassette machine; switching to a DC power-supply eliminated the hum problem entirely.

Attempts to play back from the cassette machine onto the phone line (by connecting the microphone plug to the recorder's earphone jack) were less successful; here, the age-old custom of putting the telephone handset near the cassette speaker is the recommended procedure.

While we have yet to try it, it's possible that a computer program or a data cassette might be successfully played back through the phone using this device. You are left to your own experiments here.

We keep the *Telephone Recording*

Control and cassette recorder at hand near a typewriter, transcribing recorded material whenever convenient. The *Telephone Recording Control* has been a nerve saver and memory helper on more than one occasion, as well as a convenient time saver.

The 2½ × 2½ × 1¼ inch *Telephone Recording Control* is available at Radio Shack stores (catalog number 43-236) and sells for \$24.95. **R-E**

continued on page 32



"If this works, I'll be rich—it's an attachment for a TV set that interferes with CB radios and power tools."

SHEET METAL WORKERS



TRIOK

PRESS BRAKE
SHEAR
SLIP ROLL

- 24" width
- 20 ga. cap mild steel
- 257 lbs.

- .050/.060" ½ hard aluminum
- all functions operate simultaneously

THE COMPLETE SHOP FOR R & D

only **\$995⁰⁰**

F.O.B. Los Angeles

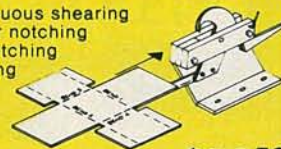
Special

Buy before Dec. 1, 1981
and receive a FREE Shear-Notcher

SHEAR-NOTCHER

NO DISTORTION — NO BURRS

- continuous shearing
- corner notching
- tab notching
- nibbling



complete **\$58⁵⁰**

add \$4.00 for shipping & handling
Calif. residents add 6-6½% sales tax

Check, Money Order, VISA or Master Card
(include exp. date)

ORDERING INFORMATION

Telephone or write to:




PACIFIC ONE CORPORATION

410 W. Pacific Coast Hwy. Suite K102
Newport Beach, CA 92663 (714) 645-5962

CIRCLE 79 ON FREE INFORMATION CARD

BUILD YOUR COMPUTER BREADBOARDS & INTERFACES FASTER AND EASIER WITH NEW VECTOR PLUGBOARDS



New RACK MOUNTING CAGES & ENCLOSURES AVAILABLE.

Everything in this ad is available through distributors or factory direct, from stock, if not available locally.



Vector Electronic Company
INCORPORATED

12460 Gladstone Ave., Sylmar, CA 91342; (213) 365-9661, TWX (910) 496-1539

CIRCLE 18 ON FREE INFORMATION CARD

748010

OCTOBER 1981

31

AFFORDABLE
AUTORANGING

DMM's

From **SOAR**
corporation



- Full autoranging for AC/DC volts, current and Hi/Lo Pwr. Ω for fast, easy use. Touch button diode test.
- Advanced Micro-Circuit design with reduced parts count for long term reliability.
- Heavy duty ABS plastic case with display window cover for rugged field use.
- Annunciators indicate "AC" mV, mA, Ω , k Ω , plus numerical value for error free readings.
- Auto decimal, polarity and low battery indicator.
- Electronic or fuse overload protection for all functions, just in case . . .
- Continuity beeper on Models ME-531 and ME-532 for "No-Look" circuit checkout.
- 10 Ampere AC/DC current ranges on ME-531.
- Operates 300 hrs on two "AA" cells.
- Complete with batteries, spare fuse, test leads, full one year ltd. warranty.


MODEL ME-533	\$75.00
ME-532	85.00
ME-531	99.50

Available at selected Distributors or write/phone:

NORTH AMERICAN **SOAR**
corporation

1126 Cornell Avenue, Cherry Hill, NJ 08002
Tel. (609) 488-1060

A. W. Sperry Inc. EZ-6100 DMM



CIRCLE 105 ON FREE INFORMATION CARD

A.W. Sperry Inc.		EZ-6100										
OVERALL PRICE												
EASE OF USE												
INSTRUCTION MANUAL												
PRICE / VALUE												
		1	2	3	4	5	6	7	8	9	10	
		Poor		Fair		Good					Excellent	

UNTIL RECENTLY, MOST AUTORANGING digital DMM's were expensive, bulky, or both. The new *model EZ 6100* from A. W. Sperry Instruments, Inc. (245 Marcus Blvd., Hauppauge, NY 11787) has done much to change that. This unit combines a compact size (6 1/8 x 3 3/8 x 1 1/8 inches) with many features that, as a rule, are found only on more expensive digital DMM's.

Autoranging is available on both the voltage and resistance ranges. These ranges can also be selected manually using the RANGE button; the milliampere range must be selected manually using the large FUNCTION switch that dominates the front panel. The RANGE button is also used to defeat the autorange feature. Pressing it will cause the meter to remain on the last range used.

An overrange condition is indicated by a flashing "1" on the 3 1/2-digit LCD display. The display will also show which function is in use, as well as indicate polarity.

A low-power resistance function with a maximum open-circuit voltage of 0.4 volts can be selected by the AC/DC/LO-OHMS/OHMS pushbutton. In addition to determining which resistance range is used, the button is also used to choose between either AC

LEARN MICROPROCESSING on your own computer!

You Learn How To:

- Design & code micro-processor software
- Use logic & Bit Manipulation Techniques
- Enter & execute programs on your own computer
- Understand Microprocessor Architecture & Support Chips
- Control Programmable Input/Output Ports
- Implement Real-Time Interrupt Handling & Data Transfer
- Design your own microcomputer



8085 MICROPROCESSOR TRAINING UNIT \$299.95

You Will Receive:

- A fully tested and assembled 8085A Microcomputer with 1K RAM, 1K EPROM and 1K PROM Memory, Programmable I/O, Keyboard Unit, CPU Card, Display and Operating System. 44 pin edge connector can be configured to any bus structure, area on CPU Card for Custom wire-wrap design or user defined interface circuitry, completely expandable
- Complete Step-by-Step Instruction Manual
- Complete User's Manual with programs included
- 352 page 8085A Cookbook takes you from basic microprocessor concepts to actual design of an 8085A Microcomputer
- 344 page 8080/8085 Software Design Book 1 with over 190 executable program examples plus detailed examination of all 244 instructions and typical assembly language program for the 8080/8085 Microprocessor

Satisfaction Guaranteed. If not completely satisfied you may return the product within 30 days for a full refund

RATED BEST VALUE BY INSTRUCTORS

PACCOM	CREDIT CARD ORDERS CALL TOLL-FREE	VISA
3928 148th N.E. Dept. RE 10 REDMOND, WA 98052	1-800-426-6254 EXT 210	MasterCard
YES! I want to start learning Microprocessors. Please rush me:		
<input type="checkbox"/> 8085AAT Microprocessor Training Unit at \$299.95 plus \$3.00 P & H		
<input type="checkbox"/> 8085 Cookbook 21697 \$12.95 <input type="checkbox"/> 8080/8085 Software Book 21541 \$9.50		
NAME _____		CVISA DMSTCD
ADDRESS _____		
CITY _____	ST. _____	ZIP _____
CARD NO. _____	EXP. DATE _____	
SIGNATURE _____		

CIRCLE 30 ON FREE INFORMATION CARD

Put Professional Knowledge and a COLLEGE DEGREE in your Electronics Career through HOME STUDY



Earn Your DEGREE

No commuting to class. Study at your own pace, while continuing your present job. Learn from easy-to-understand lessons, with help from your home-study instructors whenever you need it.

In the Grantham electronics program, you first earn your A.S.E.T. degree, and then your B.S.E.T. These degrees are accredited by the Accrediting Commission of the National Home Study Council.

Our free bulletin gives full details of the home-study program, the degrees awarded, and the requirements for each degree. Write for *Bulletin R-81*.

Grantham College of Engineering
2500 So. LaCienega Blvd.
Los Angeles, California 90034

or DC input.

The meter can be zeroed in the OHMS ranges using the ZERO ADJUST pushbutton. All you have to do is switch to a resistance range, short the test leads together, and push the ZERO ADJUST button; the meter is automatically zeroed. Three input jacks are located to the right of the large FUNCTION switch. Those jacks are VOLTS, COMMON, and MILLI-AMPS/OHMS.

The model EZ 6100 can also be used as an audible continuity tester in the 19-ohms-and-below area. That feature is selected by switching the ON/OFF/TONE switch to the tone position (indicated by a musical note). This function will let you check for continuity, shorts, etc. without having to look away from your work. The tone will also sound when a reading is out of range and when the meter autoranges from one range to the next. You may notice that it takes a couple of seconds before the tone sounds during autoranging. That is because of the "thinking time" that is inherent in all autoranging DMM's.

The model EZ 6100 will read from 200-millivolts DC to 1000-volts DC with a resolution of from 100 microvolts to 1 volt depending on the range. The meter will also read AC voltages from 2-600 volts full-scale with resolu-

continued on page 110

**DON'T
FORGET**



**USE
YOUR
READER
SERVICE
CARD**

**For
faster
service**

**USE
ZIP
CODE**

**on
all
mail**



apple computer

Complete Microprocessors line, peripherals & Terminals.

APPLE II PLUS		Disk 130K controller	\$575.00
48K	\$1215.00	SORAC IQ120	795.00
LANG SYS		TI-99/4	499.00
W/PASCAL	395.00	Epson MX-80	call us
Green Monitor	174.00	Color Monitor	call us
Leadex 100 Mon	139.00	TI-810	1695.00
IDS 445G	call us		
TI-745	1440.00		

Texas Instruments

TI-55	\$ 29.95	TI-59	194.00
Accessories	Call us	TI-55 II	39.95
TI-58C	81.00	Speak & Spell	49.95
PC100C	149.95	TI Programmer	47.95
		MBA	49.95

HEWLETT-PACKARD

System I	call us	HP-41C Mem Module	26.00
System II	call us	HP-41CV	call us
HP-33C	75.00	HP-67	299.00
HP-34C	119.00	HP-97	579.00
HP-38C	114.99	Quad Ram	call us
HP-41C Prog	189.00	Application Pac	call us
HP-41C Printer	289.00		
HP-41C CRD RDR	169.00		

HP-83 HP-85 and accessory - call us for prices

SCM TYPEWRITER SPECIALS

SCM 2200	\$ 269.00	INTREPID	\$ 274.00
SCM 2500	285.00	CLASSIC 12	144.00

All units shipped in original cartons with accessories according to manufacturer's specification. Send money orders, personal check 2 weeks to clear. In Illinois add 6% sales tax. Add \$6.95 minimum shipping & handling charges per unit. We ship UPS. Subject to availability. Written warranty for specific products can be obtained free upon request. Above prices are for mail order and prepaid only. Prices and specifications subject to change without notice. Send mail orders.

Nabik's, Inc.

519 DAVIS EVANSTON, ILL. 60201 TEL: 312-869-6144

the 1981
formula-1™

the antenna specialists co. presents the latest advance in high-performance antennas for professional CB communications ...and major support for REACT ❄

Formula cars and our new Model M-710 **Formula-1** share an identical engineering strategy: continually refine a proven basic design with one objective: MAXIMUM POSSIBLE PERFORMANCE.

- Precision-wound, water-proof coil. Lifetime burnout guarantee.
- Factory tuned; set-screw ultra-fine tuning.
- Longer whip for more "reach".
- Tapered stainless steel whip minimizes range-robbing wind deflection.
- Anti-static whip ball-tip.
- New quarter-turn quick-disconnect life tested over 2,500 times.
- Easy to install. 17' pre-assembled cable, miniature in-line connector, contour-forming protective mounting gasket, hardware for both roof-top or trunk-lip mounting.
- 5-year limited warranty.



**New
formula-1
Magnet
Mount**

Now available—Model M-711 **formula-1** antenna with heaviest, toughest magnet base available.



For name of nearest A/S **formula-1** stocking dealer, phone free: **800/221-3333**
In N.Y. State **212/775-1395**

the antenna specialists co.



a member of The Allen Group Inc.
12435 Euclid Avenue, Cleveland, OH 44106
International Div.: 2200 Shames Dr.,
Westbury, L.I., New York 11590
Canada: A. C. Simmonds & Sons, Ltd.

❄ **formula-1** contributes more than just performance:



To encourage CB for serious highway communications, we're donating \$1.00 to REACT International for every **Formula-1** purchased in 1981. Join REACT. Get involved. Ask your dealer.

CIRCLE 90 ON FREE INFORMATION CARD

OCTOBER 1981

33

At CIE, you get electronics career training from specialists.

If you're interested in learning how to fix air conditioning, service cars or install heating systems – talk to some other school. But if you're serious about electronics...even earning an Associate Degree... come to CIE –The Electronics Specialists.

John E. Cunningham

**Special Projects Director
Cleveland Institute of Electronics**



My father always told me that there were certain advantages to putting all your eggs in one basket. "John," he said, "learn to do one important thing better than anyone else, and you'll always be in demand."

I believe he was right. Today is the age of specialization. And I think that's a very good thing.

Consider doctors. You wouldn't expect your family doctor to perform open heart surgery or your dentist to set a broken bone, either. Would you?

For these things, you'd want a specialist. And you'd trust him. Because you'd know if he weren't any good, he'd be out of business.

Why trust your education and career future to anything less than a specialist?

You shouldn't. And you certainly don't have to.

FACT: CIE is the largest independent home study school in the world that specializes exclusively in electronics.

We have to be good at it because we put all our eggs in one basket: electronics. If we hadn't done a good job, we'd have closed our doors long ago.

Specialists aren't for everyone.

I'll tell it to you straight. If you think electronics would make a nice hobby, check with other schools.

But if you think you have the cool — and want the training it takes — to make sure that a sound blackout during a prime time TV show will be corrected in seconds — then answer this ad. You'll probably find CIE has a course that's just right for you!

At CIE, we combine theory and practice. You learn the best of both.

Learning electronics is a lot more than memorizing a laundry list of facts about circuits and transistors. Electronics is interesting because it's based on some fairly recent scientific discoveries. It's built on ideas. So, look for a program that starts with ideas — and builds on them.

That's what happens with CIE's Auto-Programmed® Lessons. Each lesson uses world-famous "programmed learning" methods to teach you important principles. You explore them, master them completely . . . before you start to apply them!

But beyond theory, some of our courses come fully equipped with the electronics gear to actually let you perform hundreds of checking, testing and analyzing projects.

In fact, depending on the course you take, you'll do most of the basic things professionals do every day — even use a Digital Learning Laboratory to apply the digital theory essential today to keep pace with electronics in the eighties.

Plus there's a professional quality oscilloscope you build and use to "see" and "read" the characteristic waveform patterns of electronic equipment.

You work with experienced specialists.

When you send us a completed lesson, you can be sure it will be reviewed and graded by a trained electronics instructor, backed by a team of technical specialists. If you need specialized help, you get it fast . . . in writing from the faculty specialists best qualified to handle your question.

People who have known us a long time, think of us as the "FCC License School."

We don't mind. We have a fine record of preparing people to take . . . and pass . . . the government-administered FCC License exams. In fact, in continuing surveys nearly 4 out of 5 of our graduates who take

the exams get their Licenses. You may already know that an FCC License is needed for some careers in electronics — and it can be a valuable credential anytime.

Associate Degree

Now, CIE offers an Associate in Applied Science Degree in Electronics Engineering Technology. In fact, all or most of every CIE Career Course is directly creditable towards the Associate Degree.


Find out more! Mail this card for your FREE CATALOG today!

If the card is gone, cut out and mail the coupon.

I'll send you a copy of CIE's FREE school catalog, along with a complete package of independent home study information.

For your convenience, I'll try to arrange for a CIE representative to contact you to answer any questions you may have.

Remember, if you are serious about learning electronics . . . or building upon your present skills, your best bet is to go with the electronics specialists — CIE. Mail the card or coupon today or write CIE (and mention the name and date of this magazine), 1776 East 17th Street, Cleveland, Ohio 44114.



Pattern shown on oscilloscope screen is simulated.

CIE Cleveland Institute of Electronics, Inc.

1776 East 17th Street, Cleveland, Ohio 44114

YES . . . John, I want to learn from the specialists in electronics — CIE. Send me my FREE CIE school catalog — including details about the Associate Degree program — plus my FREE package of home study information.

Print Name _____

Address _____ Apt. _____

City _____

State _____ Zip _____

Age _____ Phone (area code) _____

Check box for G.I. Bill information: Veteran Active Duty

Mail today!

Hitachi V-202 and V-352 Dual Trace Oscilloscopes

When you get exceptional capability per dollar, that's superior cost-performance. And that's the 35 MHz Hitachi V-352 and the 20 MHz Hitachi V-202 dual trace oscilloscopes.

Proof? Just skim these features, then note the price. For starters, both scopes have a 2-year limited warranty. And then there are features like square CRT's with internal graticules, vertical sensitivity

of 1 mV/division, and a wide dynamic range for vertical amplifier of 8 divisions or more. Each scope features front panel X-Y operation, 10X sweep magnification, 3% vertical deflection and sweep accuracy, and low vertical drift. For ease of operation, functionally related controls are grouped into 3 color-coded front panel blocks.

How do we build in all that capability at such low cost? Chalk it up to two decades of oscilloscope design experience and some of the most modern production methods around.

Hitachi V-352 and V-202 are

stocked by your authorized industrial distributor and ready for fast delivery.

Ask for a demonstration and see more performance than you expected for less than you thought possible.

**Hitachi...
the measure of quality.**

■ V-202/ \$850 (probes included)

■ V-352/ \$1150 (probes included)



HITACHI

Hitachi Denshi America, Ltd.

175 Crossways Park West

Woodbury, NY 11797

(516) 921-7200

CIRCLE 65 ON FREE INFORMATION CARD

You'll recognize the name... appreciate the quality.



NEW TECHNOLOGY

POCKET TV

After many years of promises and false hopes, flat-screen video displays, for TV and other purposes, are ready to make their debut. The technology that was developed to make them a reality is the subject of this article.

DANNY GOODMAN

THE TWO-WAY WRIST-TELEVISION THAT DICK TRACY wears everywhere has been quite a curiosity ever since it replaced his technologically feasible two-way wrist-radio years ago. We marvel at the TV's small screen-size, measuring, presumably, an inch or so square. What should amaze us, though, is not the screen size, but that the whole unit is wrist-watch-thin. Even today's two-inch (diagonal) screen "pocket" TV's, like the ones offered by Panasonic or Sanyo, need several inches behind the screen to accommodate the electron gun.

With some recent breakthroughs on several video fronts, it now seems possible that products featuring thin video-displays in sizes ranging from Detective Tracy's gadget up to panels measuring six inches on a side will be on store shelves within the next two years. One may even be ready by next year.

For many years the interest in flat video-displays had been aimed at finding a replacement for the cathode-ray tube (CRT) in television sets. In recent years, however, researchers have found new applications prospects, as microprocessor-based products at every level—factory, office, car, home—have become so



"intelligent" that they need more versatile outlets for their complex data. And while the CRT is a tried-and-true medium for alphanumeric and graphics, it is often impractical in a number of applications where space and power requirements make it impossible to use the high-voltage, long-necked tube. In those cases, a flat-panel screen is essential.

Mr. T. P. Brody, president of Panelvision (Pittsburgh, PA), notes about future applications for flat video-displays, that, just as the microprocessor gradually became more versatile and found uses never before dreamed of, so, too, will flat-panel displays find applications in products in a great many unexpected areas.

We have, of course, become accustomed to basic flat-panel non-video displays such as those found on LED calculators or LCD digital watches. Longer strings of characters, like the 26-character alphanumeric liquid-crystal display of Radio Shack's TRS-80 Pocket Computer (Fig. 1) are also common. More sophisticated alphanumeric displays, using less familiar technologies (which will be discussed later) are used in the orange dot-matrix displays of some supermarket check-out registers. And a new briefcase computer by Britain's Microdata Computers Ltd. offers its user a 12-line, 40 character-per line, alphanumeric flat display for better communication between computer and non-technical user.



FIG. 1—LIQUID CRYSTAL DISPLAYS for alphanumeric use, such as the one in Radio Shack's TRS-80 Pocket Computer, are becoming commonplace. They are not suited, however, for graphics purposes.

Even larger alphanumeric panels, with capacities in the 2000-character range of CRT monitors used in data-processing systems, are currently available. The panels still cost several times more than the CRT's they are scheduled to replace, but as more of the driving electronics become integrated into high-volume integrated circuits, that cost is likely to fall.

LCD displays used by some handheld games are trying to simulate detailed graphics displays, providing more realism to the play action than the flashing blips of red offered by LED's. Games like the Entex 3-D Grand Prix (Fig. 2) and Mattel Electronics' Computer Chess employ finely detailed



FIG. 2—LCD's CAN BE USED for graphics, as in Entex's 3-D Grand Prix game, but the displays are "hard wired" and cannot be changed by the user.

LCD displays for added realism, but the images are "hard-wired" so that any given display element is active for specific images and those images only. Shapes of the images are predetermined at point of manufacture.

True video and graphics representations on flat panels offer special challenges, as we will see, yet there already appears to be a need for those displays in today's electronic environment. Automobile dashboards and aircraft cockpits are areas in which detailed video-displays of the vehicle's operating conditions would be useful. Portable computer-terminals could also be more valuable to their operators with high-resolution displays offering the graphics capabilities of the home or office CRT monitor.

In educational equipment, where graphics play a key role in learning reinforcement, rugged portable displays would be quite useful. Xerox Research Laboratories (Palo Alto, CA) has had a handheld electronic tutor floating around its think tank for years. Its main ingredients—as foreseen at its very inception—were high-density integrated-circuit memories containing preprogrammed coursework and a flat graphics panel. After all the years, the IC's are ready, but the video panel is lagging behind.

In the television area, flat panels of large enough size and brightness appear to be more desirable than the cumbersome projection-TV systems of today. At the other end of the size scale, portable TV is a likely target for the small size and low power-consumption of some flat-panel devices.

Some researchers have already begun to show off the feasibility of small-

screen flat television-displays for the consumer marketplace. Convincing demonstrations have revealed the success of two vastly different approaches to panel-television image-creation. The first involves the application of sophisticated solid-state techniques, while the other is a novel variation on the electron-gun CRT theme.

Solid-state panels

The pace has quickened in the last two years in efforts to create a solid-state-panel video-screen, though research has been going on for at least 15 years. A solid-state panel does not use a beam scanning-system, but rather a concept known as matrix scanning. It holds great promise as a video and graphics medium not only for television receivers, but in applications where a pictorial display would be beneficial—yet where space and/or power requirements make a CRT impractical.

A matrix display, in its most basic form is an orderly mosaic, made up of closely spaced columns and rows of picture elements as shown in Fig. 3. As



FIG. 3—AN EARLY EXAMPLE of a matrix display clearly shows the mosaic elements. Also, note "contouring" at the left caused by a limited number of gray levels.

in the case with a mosaic tile mural, the more densely packed and smaller the tiles, or picture elements, the better the resolution.

The common feature of virtually all matrix displays is the basic construction of the panel. Along the back plate of the device run horizontal rows of electrodes, one for each row of picture elements. The vertical column-electrodes are usually transparent, and are fabricated on the glass faceplate of the device. Coating both row and column electrodes are insulating layers (again, transparent for the column electrodes). Sandwiched between those electrode insulators, and electrically connected to the electrodes, is a layer of material, in roughly a square shape, that is excited or altered by the application of voltage running through it when both electrodes are powered up to change its light-emitting or reflecting character-

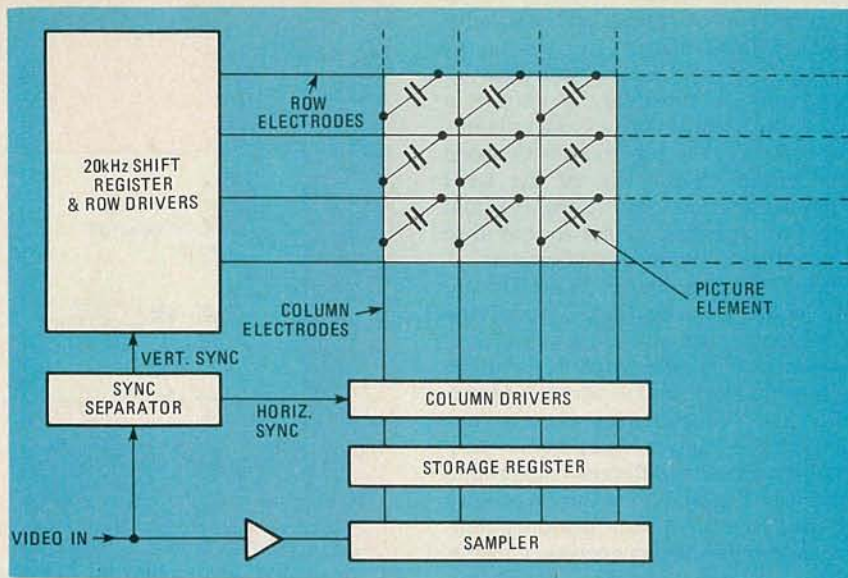


FIG. 4—SIMPLIFIED DIAGRAM of matrix display shows how each picture element (pixel) can be addressed individually.

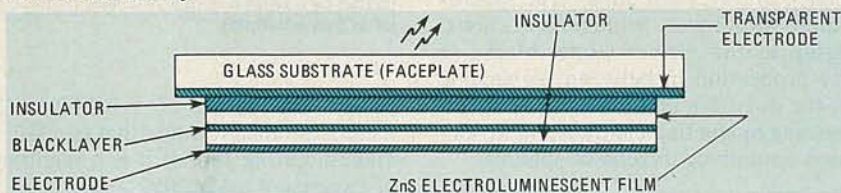


FIG. 5—THIN-FILM ELECTROLUMINESCENT elements emits light when voltage is applied to ZnS film. Black layer beneath film increases contrast.

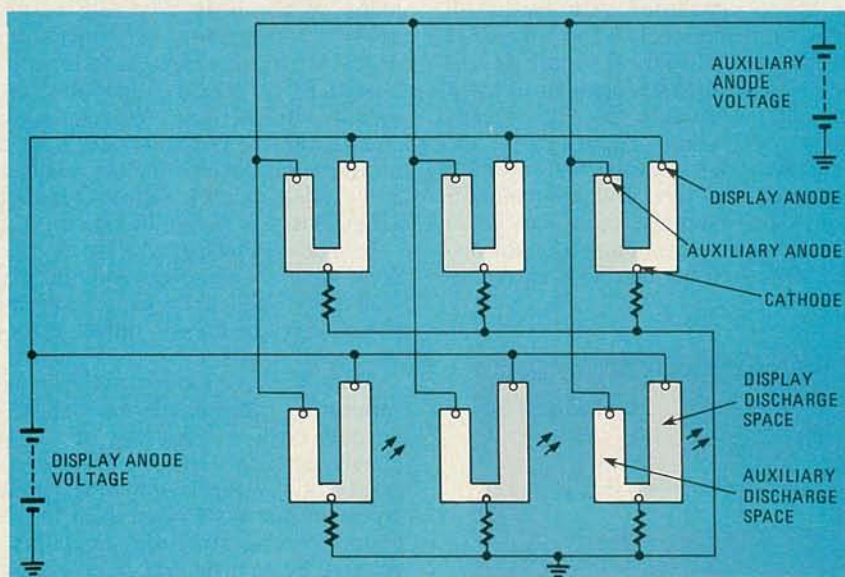


FIG. 6—ELEMENTS OF A PLASMA PANEL, with bottom row glowing. A voltage pulse to the display anode causes gas within the display discharge space to emit ultraviolet light and excite phosphor coating, which produces visible light.

istics. Any point at which a column and row electrode intersect is a picture element (*pixel*). Figure 4 shows the elements of a matrix display.

The driving electronics of such an array must be able to send a specified voltage to any given element of the screen for each frame of the picture. In the case of television images, each element must react with a luminance proportional to the voltage applied in order to provide various shades of gray be-

tween black and white. Even when the addressing pulse is absent (as the drivers address other elements of the frame), the voltage on the element must remain constant until the next voltage pulse reaches the element. The gray shade of an element also needs to change very quickly as the image on the screen moves frame-by-frame. In other words, the element must power up quickly, maintain its charge, and then discharge before the pulse of the next picture

frame.

Within the matrix-panel development arena, there are two distinct fields of research going on—each with its own challenges, and each with its own string of recent successes. The first has to do with the materials used to construct the display; the second involves the means of powering up, or addressing, the tens of thousands of elements required for an acceptable TV picture.

Panel materials

The "materials" question has been going around for some time, with each type of display system having had its popularity go through sharp peaks and deep valleys. The most popular systems are these:

Electroluminescence: As the name implies, this method uses a voltage to excite phosphor chemical-mixtures to emit visible light. The principle dates back to the 1930's, when the mixture used was in powder form. That tended to lose its luminance too soon to be considered for long-life display applications. Instead, activity has focused on what is known as thin-film electroluminescence. Here, a phosphor film—commonly zinc sulphide (ZnS) doped with manganese—is deposited on one insulating layer in a method similar to semiconductor manufacturing (see Fig. 5). The search is on for thin-film phosphor mixtures which emit light of multiple colors efficiently for full-color video.

The materials currently in use exhibit the much-desired characteristics of fast response-time and high peak-brightness. However, their high voltage-requirements (200-volts RMS) and yellowish light emission are seen as drawbacks when it comes to portable consumer-video applications.

Plasma panels: Also known as gas-discharge panels, these are based on the principle that within a vacuum chamber filled with neon or similar gases, a series of light and dark spaces of different characteristics will appear between a cathode and anode at opposite ends of the chamber. One of those light spaces, called the positive column, or display discharge-space, happens to be a highly efficient ultraviolet light source that can be used to excite phosphors to emit visible light. By way of a complex two-chamber system, and a transparent display anode on the faceplate, a phosphor-coated display chamber will emit light when power is applied (Figs. 6 and 7). By grouping three chambers side-by-side, each with a different-colored light-emitting phosphor, any color can be produced by exciting the color chambers in the proper ratios. Some outside observers have high hopes for the plasma panel becoming a replacement for the color CRT in medium sized panels, provided the brightness can be improved.

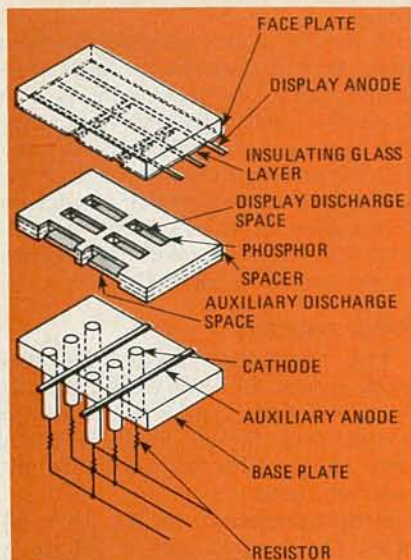


FIG. 7—EXPLODED VIEW OF PLASMA DISPLAY shows phosphor coating lining display discharge-space.

Liquid crystal displays: This is a passive medium, in that it does not emit light. It uses the same principles as the LCD digital watch or calculator displays. Ambient light normally is reflected by the rear plate of an LCD. If a voltage is applied to a specific area, the molecular structure of the material changes so that light cannot pass through it, blacking out that segment. The effect is like a louvered blind shutting out light at one window pane. Removing the voltage restores the LCD to its original structure, letting light pass freely. While the LCD is a low-voltage device, the major hurdle has been to improve its response time to better than the TV frame-rate of 33 milliseconds.

Light-emitting diodes: Currently out of favor with most researchers, the light-emitting diode matrix uses a compact arrangement of LED's fabricated directly onto a substrate, as shown in Fig. 8. All electrode rows and columns are located on the substrate, with anode connections to the tips of the LED components made with ultra-fine gold wires, in a fashion similar to that used in manufacturing integrated circuits.

Others: Several newer materials are also under investigation. Two of the more popular are passive devices, electrochromic and electrophoretic. Both represent materials that alter their light-reflecting characteristics when a voltage is applied and produce a color contrasting against a different background color (see Fig. 9). Numerous laboratory oddities have also been demonstrated, including one which conceives of microscopic magnetic spheres, one hemisphere white, the other black, encapsulated in tiny, clear cubes. The spheres would turn freely within their cubes, baring to the viewer white, black, or any proportion in between, depending on the direction and intensity of an addressing magnetic field on a picture element containing dozens of spheres.

Matrix addressing

Following a different line of research are those concerned with matrix-addressing techniques. The challenge here is twofold: In the first case there is the desire to limit the number of interconnections between the picture panel and the television electronics to the minimum. On a matrix screen with 220 row-electrodes and 240 column-electrodes, for example, there can be as many as 460 wires coming from the display matrix to be interfaced to the re-

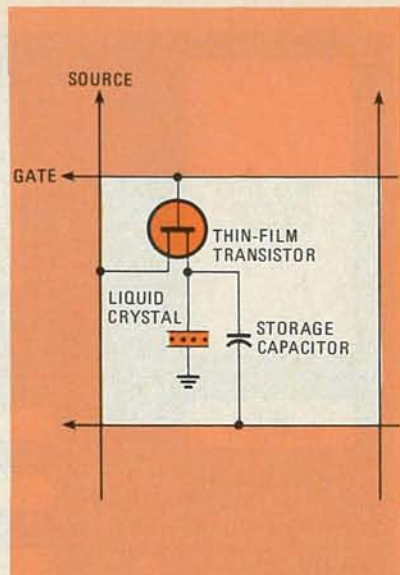


FIG. 10—ACTIVE MATRIX PICTURE ELEMENT. Switching transistor and storage capacitor are integrated into panel construction, then concealed by a square display element (liquid crystal in this example).

ceiver. In terms of reliability, this means too many points that can fail. In manufacturing terms, it is a nightmare of expensive assembly.

The second part of the addressing challenge involves energizing each element. While it is relatively easy to apply a voltage to any element, it is necessary for that element to retain the charge for a period longer than it is initially driven. Some storage device, and a switch to keep that device turned on in the absence of the main voltage, are needed at each element. Such an arrangement is shown in Fig. 10.

It appears that both problems of addressing are being solved with the application of solid-state fabrication processes directly on—or rather inside—the panel screen.

Thin-film transistors (TFT's) and supportive components are being deposited on the substrate of display panels at each element. Photomicrographs of the panels show the familiar layers of materials often used in integrated circuits. Most of the circuitry is covered by an insulating layer, separating electronics from the display material, with the exception of a tiny "through-hole" for electrical contact.

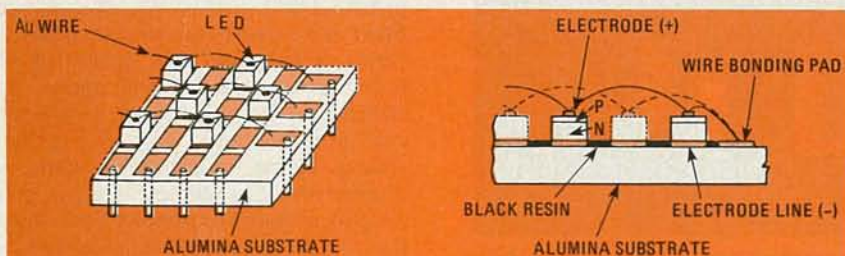


FIG. 8—LED MATRIX DISPLAY is made up of an array of discrete LED's fabricated on the same substrate and connected by extremely fine gold wire.

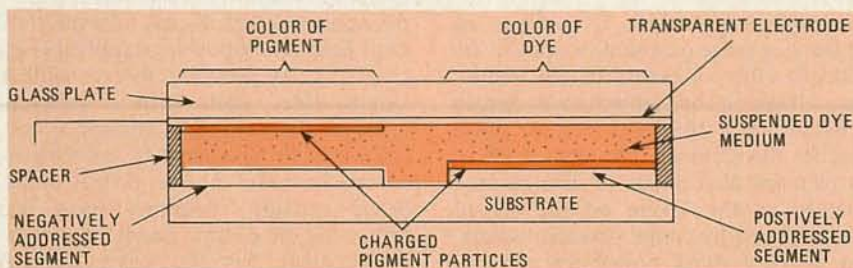


FIG. 9—COLOR OF ELECTROPHORETIC display depends on whether pigment particles in dye solution are in suspension or concentrated against transparent faceplate electrode.

Pocket LCD television

A close examination of one matrix display demonstrated in a prototype consumer product will help explain the construction of a matrix video display. The construction details outlined in Figs. 11 and 12 are for a pocket-TV prototype by Toshiba.

The screen is made up of 220 horizontal rows and 240 vertical columns of tiny liquid-crystal squares: 52,800 pic-

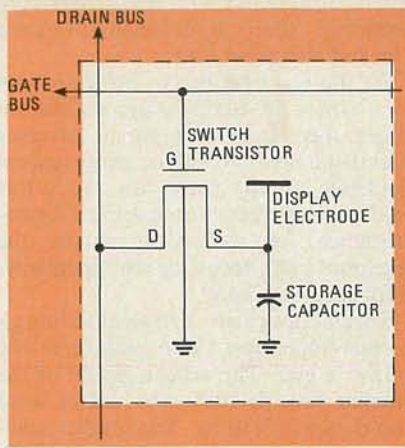


FIG. 11—PICTURE ELEMENT CIRCUIT used by Toshiba. Storage capacitor keeps element "alive" between address pulses.

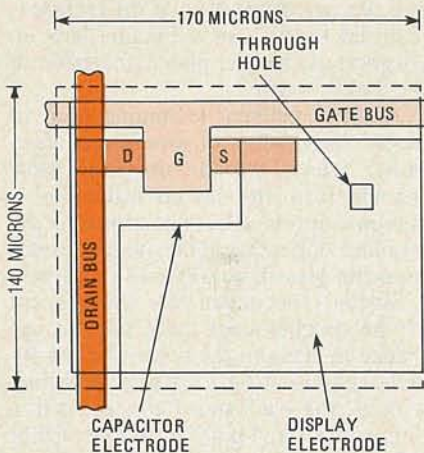


FIG. 12—CONFIGURATION of picture element. Through-hole for display electrode is not visible in finished panel.

ture elements in all. All are crammed onto an area measuring 30.8 mm × 40.8 mm, producing a two-inch diagonal black and white picture. Each picture element has an active display area of 132 × 162 microns, with a center-to-center spacing (also known as "pitch") of 140 × 170 microns.

Toshiba claims to have solved the slow-response problem of LCD materials with a proprietary formulation. The response times reported are on the order of 30 milliseconds. Actual broadcast reception in the demonstration units does not indicate any smearing of the picture when the images move.

Toshiba attacked the problem of the enormous number of interconnections between the LCD matrix and the receiver electronics by incorporating the driving electronics for the row electrodes (gate-bus) directly on the same substrate as the picture elements. Only six connections are made to the gate-bus drivers, which, in turn, drive the 220 rows of elements. In future generations of the device, the drain-bus driving circuits will also be constructed on the matrix chip.

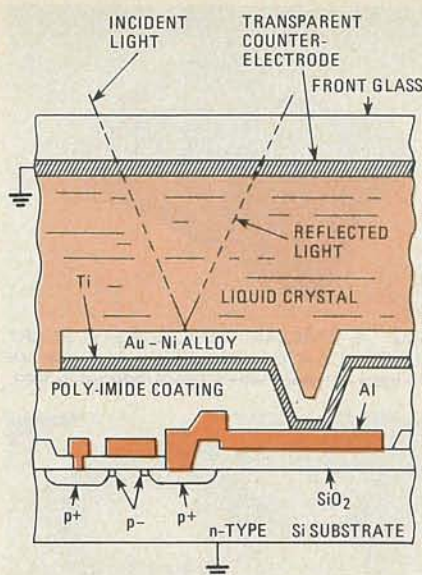


FIG. 13—CROSS SECTION of Toshiba LCD display element. Titanium layer provides extra-smooth base for highly reflective gold-nickel electrode. Liquid-crystal material is approximately 10 microns thick.




FIG. 14—TOSHIBA'S LCD TV PROTOTYPES. Smallest unit measures 6.8 × 3.2 × 0.7 inches.

Manufacturing yield is an important factor in making this LCD screen, because the gate-bus drivers and 52,800 picture elements' electronics are all fabricated on a single 3-inch wafer. A hairbreadth misalignment can affect one element, or part of a row of elements, destroying an otherwise flawless mini-image. Anyone with knowledge or experience in the field of semiconductor manufacture knows that yields of 60-70% are common in today's simple circuits, with that number decreasing rapidly as the size of each circuit increases.

As the search for larger and larger matrix-panels goes on, and the use of thin-film transistor circuitry expands, high yields will be quite important, if not crucial, to the success of those panels.

Another important feature of the

Toshiba screen construction is that the electronic circuitry on the substrate is covered by two layers, as shown in Fig. 13. The first is a poly-imide coating which provides an especially smooth base for the second, a highly reflective display-electrode layer made of a gold-nickel alloy. The combination of smoothness and high reflectivity sets the contrast ratio at a respectable 20:1. Five gray levels have been attained through voltage variations at each display element and integral storage capacitors.

Three prototype matrix-display sets have been demonstrated at consumer electronics trade shows in Japan and the U.S. The smallest set, measuring 6.8 × 3.2 × 0.7 inches thick, is a TV only, with slide-rule tuning of all VHF and UHF channels. Another sample incorporates an AM radio, while the third includes an LCD digital clock in a slightly taller package. The present power-consumption level of 2.2 watts is higher than Toshiba's production-TV goal of about 1 watt. At 2.2 watts, the

sets, shown in Fig. 14, are reported to run for three to four hours using a pair of lithium cells.

All three sets have a zoom feature that doubles the size of the image at the center of the screen at the touch of a button.

Toshiba is not the only company in the LCD TV race. Hitachi, Ltd. is also demonstrating their version of a palm-sized television set with a screen measuring almost three inches diagonally. Hitachi claims to be using a different matrix-addressing technique which they call a quad-matrix. The prototype is said to have a current drain of only 1.3 watts, and can play for four hours on four "AA" cells.

It may be a couple of years before any of those, or comparable sets, reach the stores. And, their prices will be high—around \$400 for the first-genera-

tion models. As with all heavily semiconductor-based products, the price should drop rapidly as production volumes and yields increase. Industrial video applications may help to stimulate the jump in volume.

Flat CRT

The other flat-screen TV system demonstrated employs the traditional raster scan technique, where a television picture is "painted" on a picture-tube phosphor, 525 lines (in the U.S.) per frame, 30 frames per second. The difference for flat video is that the electron gun is placed parallel to the screen, instead of perpendicular to it.

The idea of having the electron beam spew out from the side of the screen is an old one; the first demonstrations were made more than 25 years ago. All along, there were numerous problems which proved difficult to conquer.

The biggest challenge was to overcome the distortion of the picture as the electron-beam hit the phosphor surface. A spot would appear elliptical instead of circular, like the effect of a spotlight hitting a stage from any angle except directly overhead, and an out-of-focus picture would result.

Difficulties also arose in making the picture fill the entire screen—including the corners and edges—with uniform clarity and brightness.

Recently, word came from Britain's Sinclair Research Ltd. that the problems had been overcome, and that a flat-picture tube for a battery-operated, portable television was ready for mass production. A prototype of the unit shown in Fig. 15, and measuring 6 × 4 × 1 inches thin was demonstrated. Pricing, when available in the U.S. in



FIG. 15—SINCLAIR RESEARCH'S FLAT-CRT TV. The 6 × 4 × 1-inch unit is expected to sell in the \$100 range when it is introduced in 1982.




FIG. 16—FLAT CRT has phosphor coating on rear instead of front. Picture is viewed through the tube.

1982, will be in the astonishingly-low \$100 range.

The key to this paperback-sized TV is the flat tube (Fig. 16) which uses some unique methods to achieve the sidelong raster scan.

The tube itself measures approximately 4 × 2 × 3/4 inches. Its most unusual construction feature is that the phosphor screen is located on the inside of the tube, on the rear plate. You see the image, on the inside of the phosphor, through the vacuum and through the invisible scanning electron beams, instead of on the outside of the phosphor. One major benefit from this system is that the picture can achieve

greater brightness with less power consumption than traditionally-designed tubes of the same size.

As the electron beam, made to scan by a series of electrostatic deflection-plates, speeds out of the gun, it traverses a focusing field created by a transparent electrode on the front face. It is this field that corrects the angle of beam-incidence for uniformity across the phosphor field, rounding the potentially-elliptical beam spot.

Special optics are also used to bring a normal-appearing video picture to the viewer's eye. The screen height of the Sinclair tube is only one-half of what you'd expect it to be. The smaller scanning area that results reduces both power consumption and the potential for distortion involved in sending the electron beam far off the axis of the gun. Proper proportion of the picture is restored by way of a Fresnel lens incorporated into the plastic faceplate of the exterior case.

Another unusual technique used to reduce the number of wire interconnections, which would otherwise slow manufacture and lessen reliability is screen-printing all connections to the gun and deflection/focusing electrodes onto the glass front-plate of the tube.

Sinclair speculates that the concept of this pocket-sized tube can be upgraded in scale to the point where a 50-inch wall-mounted TV will be possible, with all the electronics concealed in a "shoe-box-sized unit" at its side. Color TV, using a 3-gun array, is also considered possible.

Now, though, we have to wonder: Since the small flat TV panel is just about upon us, what new gadget will Dick Tracy get for his wrist? **R-E**

What's News

Exposure to microwaves

The New York State Worker's Compensation board recently upheld a decision that the death of Samuel Yannon, telephone technician, was caused by prolonged exposure to microwaves. Mr. Yannon tuned and maintained microwave equipment that is located on the 87th floor of the Empire State Building from 1957 through 1968.

This appears to be the first case in which the dangers of microwaves have been accepted in a United States court; the decision is being appealed. One expert who testified against the Yannon claim went so far as to state: "There is no evidence of human hazards other than superficial burning at such frequencies..."

In Europe, microwaves are taken much more seriously, and hundreds of cases of microwave sickness have already been reported. The permitted level of microwave exposure in the Soviet Union, for example, is only one thousandth of that which is currently permitted in the United States under Federal guidelines.

The case is attracting a great deal of

attention both among manufacturers of electronic equipment, who might be faced with large claims for damages, and environmental workers, who have been pointing out the hazards of electronic radiation for some years. "The Yannon case is the most important piece of litigation since the Borel case in 1973 exposed the dangers of asbestos," says Paul Brodeur, author of *The Zapping of America*, a 1977 book on the growing exposure of Americans to electromagnetic radiation.

RCA large-screen projection TV

An early entry into the projection-TV business was forecast at a meeting of RCA distributors in Dallas late last year. RCA's plans include a 50-inch diagonal screen model—which will have about four times more screen area than the 25-inch picture of RCA's largest direct-view receiver. The size of the new projection-set picture is 1,176 square inches as compared to the 315 square inches of the present 25-inch receiver.

RCA is not really a newcomer in the projection-set field. Following the introduction of the company's first mass-production set in 1946—a 10-inch model that sold for \$375—it brought out a series of projection receivers. The first of those—made in 1947—had a 300 square-inch picture and sold for \$1200.

CBS high-resolution TV prototype

Columbia Broadcasting System recently demonstrated a new high-resolution television system with a 1,125-line signal. Transmission was in the 12-GHz band, with a bandwidth of 30 MHz. CBS was quick to point out that the system, which was largely developed by NHK, the Japan Broadcasting Corp., is in the early experimental stage and that all details are subject to change at any time.

CBS has requested that the FCC consider the feasibility of a service based on the system when planning spectrum space in the forthcoming allocations slated for 1983. **R-E**

BUILD THIS

Part 2 IN SEPTEMBER WE described an analog reverberation unit that adds realism to recorded music. Have that issue handy as we continue by showing you how to build your own.

Construction

Foil patterns for the double-sided PC board are shown in Figs. 8 and 9. Note that the component-side of the board is laid out so that, when trimmed, it will be divided into two electrically-isolated sections. Almost all of the reverberation unit's components are mounted on the PC board (refer to Fig. 10). The board is double-sided, so unless it is plated-through, care must be taken to connect the two sides using jumpers where the foil patterns on both sides of the board coincide. Generally, components (including integrated circuits) that connect to the ground plane should be inserted first and soldered to minimize static-electricity problems—especially if you are not using sockets. Do not install LED 1—you'll need it to check out the unit. Note that connections to the off-

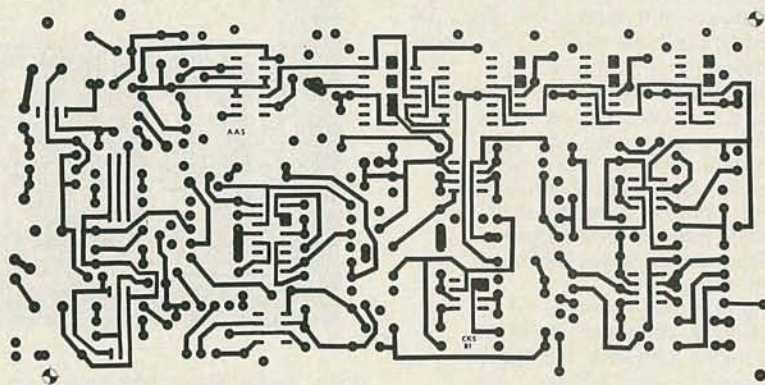


FIG 8—FOIL PATTERN for the bottom side of the PC board. Note that the PC board is double sided (see Fig. 9).

board components (front panel controls, input jacks, etc.) are made to the pads labeled "A" through "U," corresponding to similarly labeled points in the schematic.


The front-panel controls should be connected to the board before they are mounted mechanically. The AC ground (point "E") is common to the INPUT LEVEL, OUTPUT LEVEL, and REVERB controls; wiring one end of each of those pots together and then wiring to point "E" on the PC board is the simplest

way to make that connection. The wires from the controls to the PC board should be about 8 inches long.

Care must be taken to isolate the output jack from the chassis (AC ground). The easiest way to do that is to put an insulating layer of electrical tape or Mylar film over the chassis hole (from the inside), and cut a similar, but slightly smaller, hole through the tape or film. If that is done, the jack will not come in electrical contact with the chassis when it is installed.

*Signetics Corp., Sunnyvale, CA

ANALOG REVERB FOR YOUR HI-FI



Duplicate the acoustics of a large concert hall with this accessory for your stereo system. The construction details are presented here.

OCTOBER 1981

The jumper from "T" to "U" must be left disconnected during checkout to reduce the chance of damaging the output stage. Also, R57, which sets the bias current in the output stage, should be set at its minimum value (i.e., D8 shorted to the base of Q5). The checkout procedure is as follows:

1. Using an ohmmeter, make sure that all sections of the ground plane (on the component side of the board), except for the one that runs to the right-hand edge of the board, are connected together. (That section is V_{EE} ; the others are AC ground).
2. Plug the unit in, and turn it on. Using a voltmeter, read the voltages between the transformer's center tap (V_{EE}) and the cathode of D1 and the cathode of D3. In both cases the voltage should be 25-volts DC.
3. Referring to voltmeter readings to V_{EE} , check the positive voltage on pin 8 of each op-amp (IC1, IC2, IC6, IC7, and IC9). It should be about 18 volts. The voltage at the ground plane on the left-hand side of the board should be about 10 volts.
4. With the LEVEL and OUTPUT LEVEL controls set at their minimum values, and the DELAY and FEEDBACK DELAY controls set at 50% of full scale, the output (pins 1 and 7) of all op-amps should be about 10 volts.
5. Check the clock pulses at the outputs of the CMOS D flip-flops (IC11-a and IC11-b). The DC reading should be about 9 volts at those points; the AC reading should be 5-10 volts, depending on the type of meter used.
6. To adjust the bias current in the output stage, temporarily connect LED 1 from point "T" to V_{CC} . Current flowing through Q1 and Q2 (also Q3 and Q4) will now flow through the LED. (If you wish, an ammeter can be connected between point "T" and V_{CC} and used in place of the LED for this checkout procedure.) Adjusting R3 will cause Q1 and Q2 to conduct and LED1 to glow. Since distortion is reduced with increasing current level, it is desirable to keep the bias current reasonably high; however, if the current is too high, reliability will be reduced. Carefully touch the power FET's (Q1-Q4) and adjust R57 until LED1 glows brightly but the FET's do not get hot. You should read about 15 mA if you're using an ammeter. After the bias current has been set, LED1 should be installed between R77 and point V and a jumper placed between points "T" and "U."

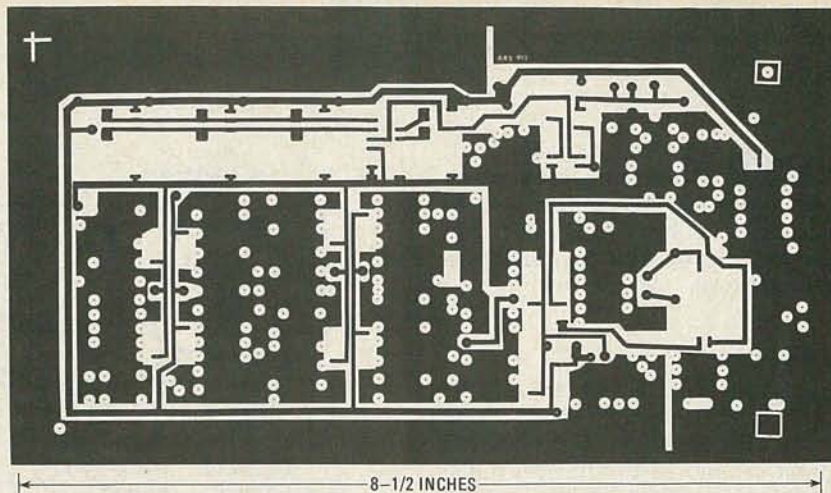


FIG. 9—COMPONENT (TOP) SIDE of the double-sided PC board. This pattern is NOT a negative—there is no foil around many of the holes so the component leads can pass through the board without contacting the ground plane.

Once you've completed the checkout procedure and are sure that everything is correct, the PC board, potentiometers, transformer, and jacks should be mounted securely in the case. The PC board should be mounted on standoffs. The case used, and its layout, are not critical as long as everything fits comfortably (the case shown in Fig. 11 is included with the kit available from the supplier listed in the Parts List).

Setup

The reverberation system is connected to your stereo system using the stereo's tape-monitor output. The output of the delay unit can be connected to a high-efficiency speaker. That speaker is generally placed at the rear of the listening room. Set up that way, the analog reverberation system can simulate the sound reflected from the rear of a concert hall.

Use of the controls on the front panel is reasonably straightforward. The INPUT LEVEL control adjusts the sensitivity of the unit for maximum dynamic range. With the OUTPUT LEVEL control set so that the output level is low (to avoid overloading the amplifier), the INPUT LEVEL control is set so that the level is as high as possible without overloading on loud passages. Initially, the REVERB control should be kept at its minimum position. The DELAY control is adjusted for the desired (first-arrival) delay; this is best done with your system playing at a low level so that both outputs can be heard at the same time. The FEEDBACK DELAY control is not likely to have a dramatic effect on the sound quality. While that control's presence in the circuit breaks up the "standing-wave" effect, its precise setting is unimportant. Adjust the FEEDBACK DELAY control for minimum noise. (The presence of two clock-signals causes a limited amount of intermodulation, heard as whistles and tweets. They are

eliminated by adjusting the FEEDBACK DELAY control).

The degree of reverberation is adjusted with the REVERB control. There is a definite threshold where audible reverberation begins. Beyond that point, the reverberation becomes both more pronounced and more artificial; the system will actually oscillate if the REVERB control is turned up too high. Even before oscillation occurs, there is an increase in the peak signal-level that may force you to turn down the INPUT LEVEL control.

The most difficult adjustment to make is setting the OUTPUT LEVEL control. There is a strong temptation to make the delayed signal too loud. Bear in mind that the more subtle the effect of the reverb, the more impressive it will be! That seeming contradiction is something one usually learns the hard way; perhaps this advice will help.

Speaker selection

The choice of a rear speaker is important if the system is to work properly. The delayed channel does not have as wide a bandwidth as the front channel, so a wide, flat, powerful high-frequency driver is unnecessary. With about one watt of power available, efficiency is far more important than power-handling capability.

Looking at some of the "mini-speakers" that are currently on the market can help us understand the reverberation system's speaker requirements. Those small, acoustic-suspension, two-way systems have two notable features: most have excellent high-frequency response, and all are inefficient. Their lack of efficiency prevents them from playing loudly, but their output is more than adequate for most purposes. The high-frequency response is, if anything, a point against that type of unit. The high frequencies do not help the reverberation system

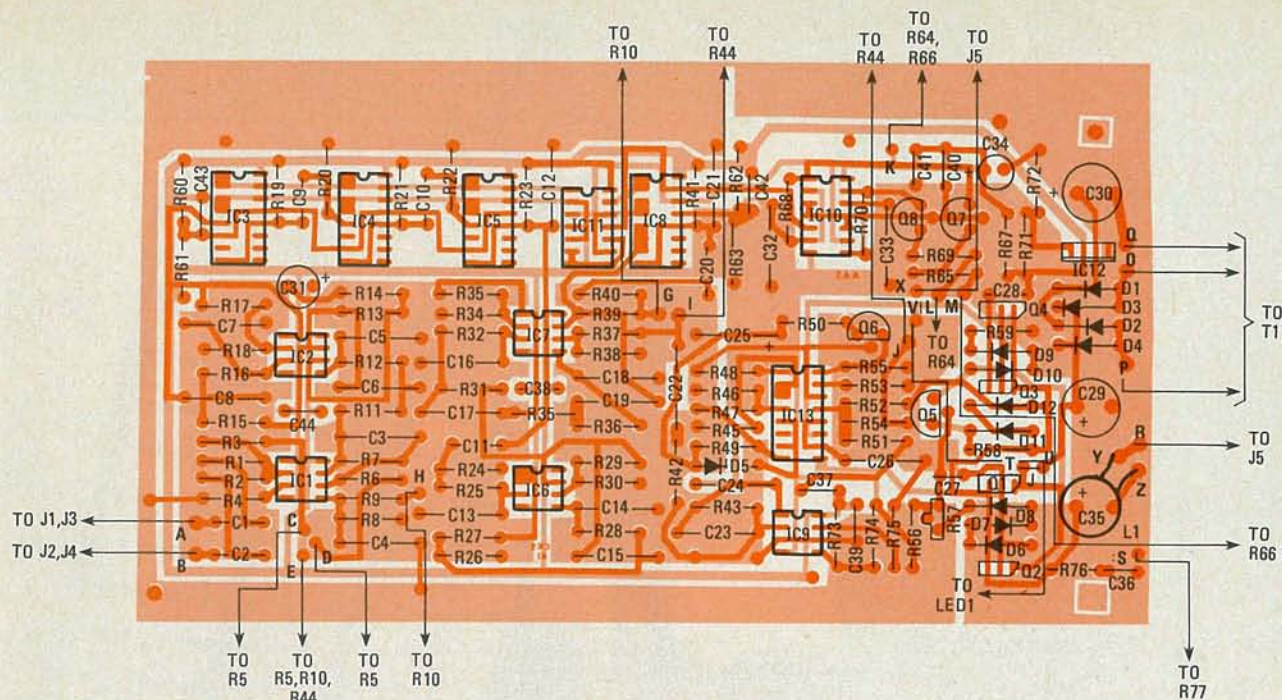


FIG. 10—DOUBLE-SIDED BOARD should be trimmed so that foil on component side is split into two areas to separate areas of differing potential. Also, be sure transistors Q1-Q4 are positioned with beveled edges at lower right.

PARTS LIST

Resistors ¼ watt, 5%, unless otherwise noted

R1, R2, R8, R20, R22, R24, R39, R40, R47, R73, R74—100,000 ohms
 R3, R45—200,000 ohms
 R4—39,000 ohms
 R5, R44—5000 ohms, potentiometer, audio taper
 R6, R7, R11, R12, R14-R16, R18, R25, R31-R36, R38—18,000 ohms
 R9, R17, R30, R43—30,000 ohms
 R10—100,000 ohms, potentiometer, linear taper
 R13—5600 ohms
 R19, R21, R23, R41, R48—47,000 ohms
 R26—24,000 ohms
 R27—75,000 ohms
 R28—27,000 ohms
 R29, R60, R62—15,000 ohms
 R37—22,000 ohms
 R42, R58, R65, R69, R72, R77—3000 ohms
 R46—2000 ohms
 R49—100 ohms
 R50—43,000 ohms
 R51—620,000 ohms
 R52—180,000 ohms
 R53—360,000 ohms
 R54—62,000 ohms
 R55—470,000 ohms
 R56—5000 ohms
 R57—5000 ohms, trimmer potentiometer
 R59—20,000 ohms
 R61, R63—910 ohms
 R64, R66—20,000 ohms, potentiometer, linear taper
 R67, R75—200 ohms
 R68, R70—300 ohms
 R71—7500 ohms
 R76—10 ohms

Capacitors

C1, C2, C9-C11, C20—.22 μ F, 100 VDC, Mylar
 C3-C8, C12-C19, C21, C23, C24, C26—.001 μ F, polystyrene

C22—.01 μ F, polystyrene
 C25, C27, C31, C34—4.7 μ F, 16 VDC, electrolytic
 C28, C37-C44—.1 μ F, ceramic disc
 C29, C35—2,200 μ F, 25 VDC, electrolytic
 C30—1000 μ F, 25 VDC, electrolytic
 C32, C33—510 pF, ceramic disc
 C36—.01 μ F, 400 VDC, electrolytic

Semiconductors

D1-D4—1N4002, 100 PIV, 1 amp
 D5-D12—1N914
 LED1—jumbo red LED
 Q1-Q4—VN46QF VMOS transistor (Siliconix)
 Q5-Q8—2N4403 PNP transistor
 IC1, IC2, IC6, IC7—NE5512 low-noise dual op-amp (Signetics)
 IC3-IC5, IC8—TDA1022, 512-stage bucket-brigade device (Philips)
 IC9—NE5532 low-noise dual op-amp (Signetics)
 IC10—NE5556-1 dual timer (Signetics)
 IC11—CD4013 dual D flip-flop (RCA)
 IC12— μ A78MG adjustable voltage regulator (Fairchild)
 IC13—NE5517 TCA (Signetics)
 L1—10 turns of No. 22 wire wound around C35
 T1—36 VCT, 300 mA

Miscellaneous: PC board (double-sided with plated-through holes), case, hardware, etc.

NOTE: The following are available from Advanced Analog Systems, Inc., 790 Lucerne Dr., Sunnyvale, CA 94086 (Tel. 408-730-9786): ARS-911—complete kit including case, \$149.95; PC-911—PC board only, \$24.00; IC-911—IC1-IC13 and Q1-Q8 only \$49.95. Visa and Mastercard welcome. California residents please add sales tax. Prices include shipping (within continental U.S. only).



FIG. 11—THE COMPLETED REVERB unit. Enclosure shown is included with kit available from supplier listed in Parts List.

recreate the feeling of a large hall, but instead make any system-noise or distortion much more obvious. We found that disconnecting the tweeter and operating the woofer over the full range gave impressive performance.

Generally, a single full-range speaker is adequate for the reverberation system. Better still, an array of speakers will help improve the "spaciousness" of the reverberation. As long as there are no gross frequency-response irregularities, the characteristics of most speakers are generally no worse than the frequency-response variations found in actual concert halls. Those variations are caused by the resonances of the reflecting walls and ceilings in the hall, and the frequency-dependent sound-absorption properties of those walls and ceilings.

One major problem that you may have initially is amplifier-overload. It's rather obvious that you won't get rock-


continued on page 95

BUILD THIS

SATELLITE TV ANTENNA

Now that you've built the antenna, you have to set it up and aim it in the right direction. This month we'll show you everything you need to know to complete the project.

BY H. D. McCULLOUGH



Part 3 BEFORE INSTALLING the 8-Ball, you need to know where the satellites that you're interested in are located relative to where you live. That information is needed to position the antenna properly.

Positioning the antenna

Using the graphs in Figs. 23 and 24, and Table 2, you can determine the elevation and azimuth from any location to any satellite. To use the graphs, you must know your longitude and latitude, and the longitude of the satellite. Table 2 shows the positions of the satellites in the Clark belt.

After determining the look-angles (elevation and azimuth) to the satellite(s) desired, you must set the base pads for the necessary azimuth heading. Figure 25 shows how the pads are positioned, and Table 1 (p. 62, Sept. issue) gives the front-to-back and side-to-side dimensions. Pour concrete piers or pads 1 foot square and 2 feet deep (more in loose soil). Set 10-inch long, 1/2-inch anchor bolts to project 2-3 inches above the surface. (Note that the rear pads are spread farther apart than the front ones. The front pads are 5 feet, 8 inches apart; the rear ones from 7 feet, 4 inches to 8 feet, 2 inches.) Figure 26 shows how the antenna is

anchored on the pads.

If you are primarily interested in receiving signals from one satellite, then face the antenna toward the azimuth heading of that "bird" and, for elevation look-angles of 30 degrees or less, tilt the antenna back from the vertical an amount equal to *half* the elevation look-angle of that satellite. The focal point (and the horn/LNA location) will be 6-feet high and directly in front of the dish. (Refer to Fig. 4-a in "How the 8-Ball Got Its Shape", P. 61 in the September issue)

For elevation look-angles greater

than 30 degrees, tilt the antenna back 15 degrees *less than the look-angle*. (See Figs. 4-b and 4-c of "How the 8-Ball Got Its Shape" as mentioned above.) Figure 27 shows how the antenna's tilt angle can be checked using an inclinometer. The inclinometer is made using a protractor, string, and plumb-bob.

Once the reflector is positioned fairly close to the desired azimuth and elevation settings, find the satellite by pointing the feed horn directly toward the center of the dish, and then moving the horn up and down and side-to-side around the point where the focal point should be. The best focus (and best picture) will be about 15 feet from the center of the dish. That assumes that you have an LNA, receiver (down-converter), and TV set all properly connected. Place the TV set where you can see it while positioning the antenna feed horn.

If you want to receive more than one satellite, position the reflector midway between the azimuth headings and elevation look-angles of the two satellites that are farthest apart. Just be sure to be within 15 degrees of the bore-sight direction of the satellite you are primarily interested in.

See Fig. 28 for the focus-point locations for seven satellites. The heading

TABLE 2

Satellite	Location (Degrees West) Longitude
Comstar III	87
Westar III	91
Comstar II	95
Westar I	99
Anik I	104
Anik B	109
Anik III	114
Satcom II	119
Westar II	123.5
Comstar I	128
Satcom I	135

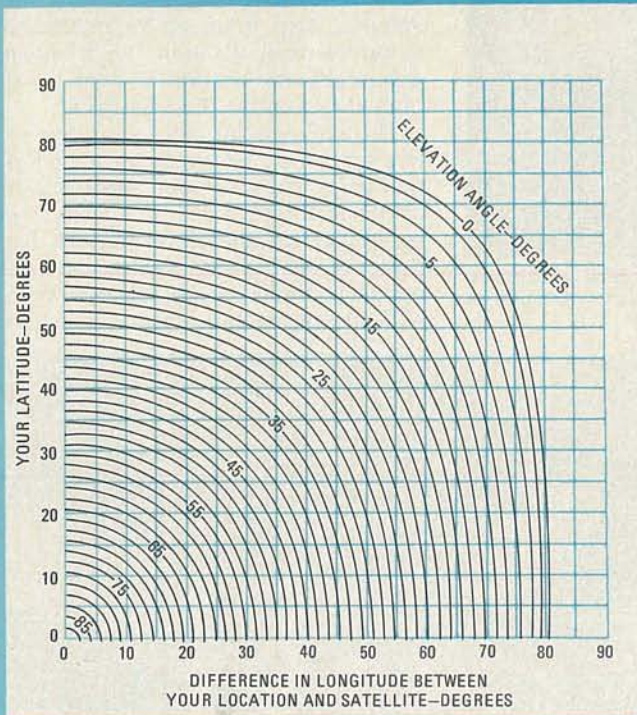


FIG. 23—ELEVATION ANGLE of the satellite can be determined easily by using this chart. Find the difference in longitude between the satellite and your location on one axis, and your location's latitude on the other. The point of intersection falls on a curve showing elevation angle.*

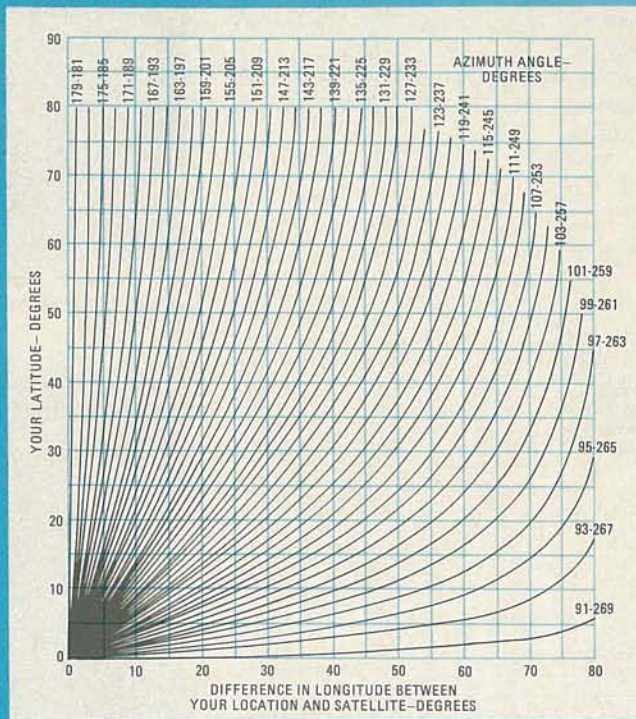


FIG. 24—AZIMUTH ANGLE is determined from this chart. The azimuth angles of 179 degrees and less are for satellites east of your location; angles of 181 degrees and up are for satellites west of you.*

(azimuth) given (220 degrees) is only accurate for one location—northern Arkansas—but the relative positions of the focus points (Fig. 28-a) will be the same anywhere.

The elevation look-angle will be largest for a satellite that is due south of your location. Notice that the greater the elevation angle, the lower the focus point will be for any specific angle you have tilted back the dish. The satellites used in the example in Fig. 28 are all west of due south and the most westerly satellite (Satcom 1) gives the highest focus point. Notice also that to receive all seven satellites with maximum efficiency, the dish has to be tilted back enough to accommodate the satellite with the highest look-angle (30-degree tilt in this example to match Anik I which has a look-angle of 45 degrees). That results in the focus point for Satcom I (the lowest look-angle) being rather high off the ground.

For that reason, and the fact that our experiments required moving the LNA/feed horn around, the test antenna was oriented more toward Satcom I, with signals still received with good efficiency from Comstar I, Westar II and Satcom II. The signals from the Anik were

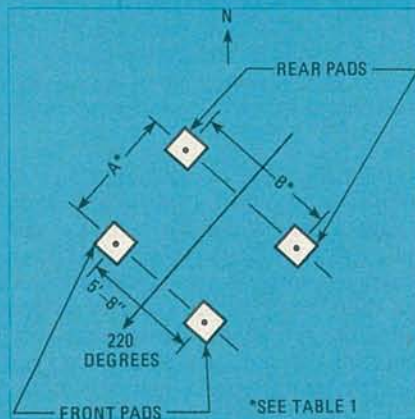


FIG. 25—MOUNTING PADS ARE POSITIONED according to the azimuth heading of the satellite you want. Here, the azimuth is 220 degrees, suitable for receiving satellites with azimuths from 205 to 235 degrees.



FIG. 26—CONCRETE BASE PADS support and anchor the four corners of the antenna. Anchor bolts and "J" clips secure the antenna to the pads.



FIG. 27—A SIMPLE INCLINOMETER (a protractor, string, and plumb-bob) used to check the tilt angle of the antenna. With the protractor against a vertical rib, read the angle where the string crosses the scale.

watchable, but not "clean." The problem of high off-the-ground focus points does not exist in the far Northern latitudes, where elevation look-angles are low for ALL satellites.

A feed horn is available from the supplier listed. If you decide to build your own, see Fig. 29 for the dimensions of the horn that gives the best results of all that we've tried. Ordinary galvanized sheet metal seems to work fine. Brass or silver may be better, but probably not much.

*Figures 23 and 24 are reprinted through the courtesy of CATJ. They originally appeared in the November 1978 issue of that publication.

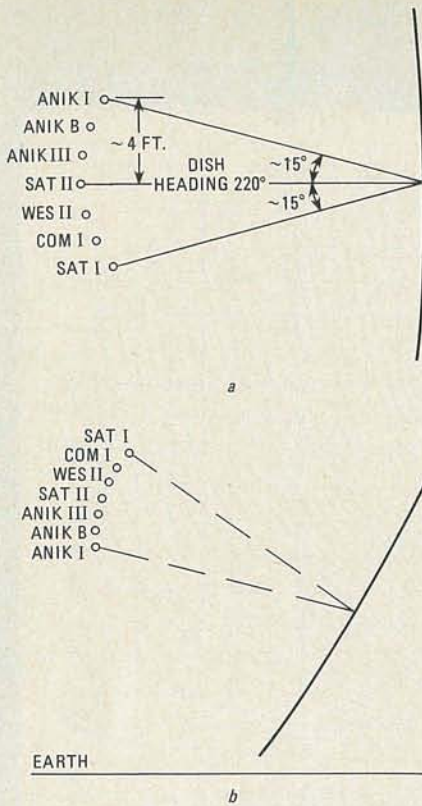


FIG. 28—HOW FOCUS POINTS ARE LOCATED: A top view of the antenna (a) shows the relative locations of the focus points for seven satellites. The side-view (b) shows the vertical position of the LNA horn for satellites.

A simple and inexpensive way to mount the LNA/feed horn is shown in Fig. 30. Attach the horn to the LNA and slip it inside a piece of 5-inch plastic pipe, 10 inches long. Secure it with any small brackets and spacers. Slip the 5-inch pipe inside a piece of 6-inch pipe, 12 inches long. Place soft spacers or pads between the pipes so that the inside pipe will rotate, but with enough friction to hold it in place. The assembly can be mounted on a board, with a motor attached to rotate the LNA for polarity selection.

Final alignment

After the antenna is in place on the base pads, you should adjust it for a precise curve. A simple way to do that is to tie a radius wire to a point 30 feet directly in front of the center of the dish, then check the antenna surface near each adjustment bolt and adjust so that every part of the dish is 30 feet from the radius point.

A radius wire with a spring-loaded end is best for this. The spring-loaded



FIG. 30—THE LNA/FEED-HORN ASSEMBLY can be mounted inside a length of PVC pipe as shown here.




FIG. 31—RADIUS WIRE, 30 feet long, is used to check the reflector's curvature. Adjustment bolts are set so that all points on the surface are exactly the same distance from the radius point.

end is fairly easy to make. The prod is simply a piece of coat-hanger wire, about 15 inches long, with a loop at one end. The actual length of the prod is not critical as long as you remember that the total length of the radius wire and the prod should be approximately 30 feet. Slip a moderately-stiff spring over the hanger-wire prod and attach the spring and the radius wire to the loop as shown in Fig. 31. The spring makes it easier to hold a constant tension on the wire throughout the adjustment procedure; simply stretch the spring the same amount for each adjustment. A piece of tape can be stuck to the prod and used as a reference point as shown in Fig. 31.

To keep the spot where the radius point is tied from being too high off the

ground, it may be necessary to tilt the antenna forward. If you do that, be sure to raise the two rear legs by the *exact* same amount so you don't warp the antenna. Also, if you tilt the antenna to a near-vertical position, tie it down temporarily to prevent it from being blown over during the adjustment.

The radius point can be located by trial and error. First attach one end of the radius wire to a point about 30 feet (the exact distance is not critical as long as it is close) directly in front of the center of the dish—or as near the center as you can tell by looking. Then with the spring end, check across the

middle of the dish surface left to right to see if one side is closer to the radius point than the other. Move the radius point to the left or right as necessary to get the best "fit" across the dish. Repeat that procedure going from top to bottom, adjusting the radius point up or down for the best "fit."

Once the radius point is set, move each adjustment bolt in or out where the bolt goes through the frame so that the prod on the end of the radius wire just touches the screen when the spring is stretched to where it just touches the piece of tape on the prod.

It is important to take your time and do this right. With two people, you should be able to set the surface to within 1/16-inch in 30 minutes or so. If you have the dish tilted forward when you complete the adjustments, carefully lower it back in place and sight across the edge of the dish to make sure there is no twist in the surface. If necessary, put a shim under a rear leg.

Probably the easiest way to get the reflector surface out of "true" and lose the effectiveness of the antenna is to

continued on page 110

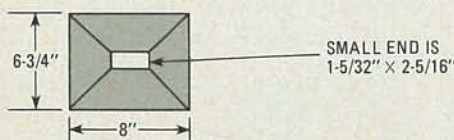
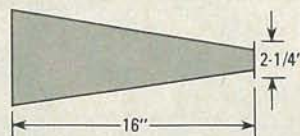


FIG. 29—FEED-HORN DIMENSIONS. Use these to build your own horn from sheet metal or a similar material.



**Radio-
Electronics®**

YOUR OWN

OCTOBER 1981


Computer®

BUYER'S GUIDE TO HOME COMPUTERS

What You Should Know Before You Buy

- What to look for
- Floppy disks and versatility
- All about printers
- Modems — computing via telephone
- Setting up a system

**This special section
written by Scott Parker**



TWELVE STRONG HEATH/ZENITH YOUR

Pick a strong partner

A computer purchase is the beginning of a long term partnership between you and the people you buy from. Your ongoing need for software and accessories requires a partner who will stand by you with a growing line of products. And nowhere will you find a more complete line of hardware, software and accessories than at your Heathkit Electronic Center. Here are twelve strong reasons to make Heath/Zenith your partner.

1. The All-In-One Computer

The heart of the Heath/Zenith line is the stand-alone *89 Computer*. It's a complete system with built-in 5¼-inch floppy disk drive, professional keyboard and keypad, smart video terminal, two Z80 microprocessors, and two RS-232C serial I/O ports. It comes with 16K RAM, expandable to 64K.

2. Peripherals



These include the popular *Heath/Zenith 19 Smart Video Terminal*, loaded with professional features. And the *14 Line Printer*, priced as low as \$495. Other printer brands are on display, including high-speed, typewriter-quality printers.



3. Software

Word processing, includes reliable, easy-to-use Zenith Electronic Typing and powerful, full-featured WORDSTAR.

Small Business Programs, feature General Ledger and Inventory Control.

HUG, Heath Users' Group, offers members a library of over 500 low-cost programs for home, work or play.

4. Programming Languages



For your own custom programs, Microsoft languages are available in BASIC (compiler and interpreter), FORTRAN and COBOL.

5. Operating Systems

Three versatile systems give you the capability to perform your specific tasks.

CP/M by Digital Research makes your system compatible with thousands of popular CP/M programs.

UCSD P-System with Pascal is a complete program development and execution environment.

HDOS, Heath Disk Operating System gives you a sophisticated, flexible environment for program construction, storage and editing.

6. Utility Software

Expand the performance range of your computer with a broad selection of utility tools, including the best of *Digital Research* and the complete line of innovative *Softstuff* products.

7. Disk Systems

The 8-inch Heath/Zenith 47 Dual Disk System adds over 2 megabytes of storage to your




89 Computer. Diskettes are standard IBM 3740 format, double-sided, double-density.

The 5¼-inch 87 Dual Disk System adds 200K bytes of storage to your 89. Both disk systems feature read/write protection and easy plug-in adaptability.




8. Self-Study Courses

Learn at your own pace with *Programming Courses* that teach you to write and run your own programs in Assembly, BASIC, Pascal or COBOL.



A course on *Computer Concepts for Small Business* gives you the understanding to evaluate the ways a computer can benefit your business.

Personal Computing is a complete introduction to the fundamentals for the novice. Every Heathkit/Zenith course is professionally designed for easy, step-by-step learning.



All Heath/Zenith Computer Products are available completely assembled and tested for commercial use. Or in easy-to-build, money-saving kits.

REASONS TO MAKE COMPUTER PARTNER

9. Expansion Options

Communicate with the outside world through a *Three-port EIA RS-232C Serial Interface*.

Expand RAM to 64K with easy-to-install *expansion chips*.

10. Accessories



Your Heathkit Electronic Center has the latest in modems, black-and-white and color video monitors, computer furniture and a full line of supplies, accessories, books and parts.

11. Service

No one stands by you like Heath/Zenith. We help you get your system up and running smoothly. Service is available from trained technicians, over the phone or at one of 56 Heathkit Electronic Centers.



12. Value

Your money buys you more because Heath/Zenith prices are among the industry's most competitive. Make your own comparison and find out how much you can save.

Complete, integrated computer hardware and software, designed to serve you and to grow with you — that's what to look for in a strong partner. And with Heath/Zenith you get it all under one roof.

All at your Heathkit Electronic Center

Pick the store nearest you from the list at right. And stop in today for a demonstration of the Heath/Zenith 89 Computer System. If you can't get to a store, send \$1.00 for the latest Heathkit® Catalog and the new Zenith Data Systems Catalog of assembled commercial computers. Write to Heath Co., Dept. 020-824, Benton Harbor, MI 49022.

Visit Your Heathkit Electronic Center*

where Heath/Zenith Products are displayed, sold and serviced.

PHOENIX, AZ 2727 W. Indian School Rd. 602-279-6247	MISSION, KS 5960 Lamar Ave. 913-362-4486	CLEVELAND, OH 28100 Chagrin Blvd. 216-292-7553
ANAHEIM, CA 330 E. Ball Rd. 714-776-9420	LOUISVILLE, KY 12401 Shelbyville Rd. 502-245-7811	COLUMBUS, OH 2500 Morse Rd. 614-475-7200
CAMPBELL, CA 2350 S. Bascom Ave. 408-377-8920	KENNER, LA 1900 Veterans Memorial Hwy. 504-467-6321	TOLEDO, OH 48 S. Byrnes Rd. 419-537-1887
EL CERRITO, CA 6000 Potrero Ave. 415-236-8870	BALTIMORE, MD 1713 E. Joppa Rd. 301-661-4446	WOODLAWN, OH 10133 Springfield Pike 513-771-8850
LA MESA, CA 8363 Center Dr. 714-461-0110	ROCKVILLE, MD 5542 Nicholson Lane 301-881-5420	OKLAHOMA CITY, OK 2727 Northwest Expressway 405-848-7593
LOS ANGELES, CA 2309 S. Flower St. 213-749-0261	PEABODY, MA 242 Andover St. 617-531-9330	FRAZER, PA 630 Lancaster Pike (Rt. 30) 215-647-5555
POMONA, CA 1555 N. Orange Grove Ave. 714-237-5433	WELLESLEY, MA 165 Worcester Ave. 617-237-1510	PHILADELPHIA, PA 6318 Roosevelt Blvd. 215-288-0180
REDWOOD CITY, CA 2001 Middlefield Rd. 415-365-8155	DETROIT, MI 18645 W. Eight Mile Rd. 313-535-6480	PITTSBURGH, PA 3482 Wm. Penn Hwy. 412-824-3564
SACRAMENTO, CA 1860 Fulton Ave. 916-486-1575	E. DETROIT, MI 18149 E. Eight Mile Rd. 313-772-0416	WARWICK, RI 558 Greenwich Ave. 401-738-5150
WOODLAND HILLS, CA 22504 Ventura Blvd. 213-883-0531	HOPKINS, MN 101 Shady Oak Rd. 612-938-6371	DALLAS, TX 2715 Ross Ave. 214-826-4053
DENVER, CO 5940 W. 38th Ave. 303-422-3408	ST. PAUL, MN 1645 White Bear Ave. 612-778-1211	HOUSTON, TX 1704 W. Loop N. 713-869-5263
AVON, CT 395 W. Main St. (Rt. 44) 203-678-0323	BRIDGETON, MO 3794 McKelvey Rd. 314-291-1850	SAN ANTONIO, TX 7111 Blanco Road 512-341-8876
HIALEAH, FL 4705 W. 16th Ave. 305-823-2280	OMAHA, NE 9207 Maple St. 402-391-2071	MIDVALE, UT 58 East 7200 South 801-566-4626
PLANTATION, FL 7173 W. Broward Blvd. 305-791-7300	ASBURY PARK, NJ 1013 State Hwy. 35 201-775-1231	ALEXANDRIA, VA 6201 Richmond Hwy. 703-765-5515
TAMPA, FL 4019 W. Hillsborough Ave. 813-886-2541	FAIR LAWN, NJ 35-07 Broadway (Rt. 4) 201-791-6935	VIRGINIA BEACH, VA 1055 Independence Blvd. 804-460-0997
ATLANTA, GA 5285 Roswell Rd. 404-252-4341	AMHERST, NY 3476 Sheridan Dr. 716-835-3090	SEATTLE, WA 505 8th Ave. N. 206-682-2172
CHICAGO, IL 3462-66 W. Devon Ave. 312-583-3920	JERICHO, L.I. NY 15 Jericho Turnpike 516-334-8181	TUKWILA, WA 15439 53rd Ave. S. 206-246-5358
DOWNERS GROVE, IL 224 Ogden Ave. 312-852-1304	ROCHESTER, NY 937 Jefferson Rd. 716-424-2560	MILWAUKEE, WI 5215 W. Fond du Lac 414-873-8250
INDIANAPOLIS, IN 2112 E. 62nd St. 317-257-4321	N. WHITE PLAINS, NY 7 Reservoir Rd. 914-761-7690	

Prices and specifications subject to change without notice.


*Units of Veritechnology Electronics Corporation in the U.S.

HEATH/ZENITH

Your strong partner

WHAT TO LOOK FOR IN A PERSONAL COMPUTER

There are a number of points that have to be considered when selecting a computer. This guide supplies information that can help you to make a few of the more important decisions.



WHEN PERSONAL COMPUTERS WERE FIRST INTRODUCED, SIX years ago, they were a novelty to be enjoyed only by a few dedicated hobbyists. But today, the personal computer has advanced far beyond that initial, limited use and is now

found in a wide variety of applications ranging from financial tools for businessmen to sophisticated, interactive video games for the consumer.

For those of you who have not yet been bitten by the computer bug, there are probably a lot of unanswered questions that are bothering you. For example, you might want to know just what a personal computer system is and what it's composed of. How is it possible for something to be both an aid for the businessman and a toy for a youngster? While some of those things may bewilder you at first, once you understand

some of the basics of personal computers, it will be easy for you to answer such questions.

Getting down to basics

To begin with, let's take a look at just what a computer system is composed of. In its simplest form, a computer system can be broken down into four basic elements as shown in Fig. 1. The first is the central processing unit (often abbreviated CPU) which handles all of the computations and controls everything connected to the system. That is the "brain" of the system.

In order to send information to the central processing unit, it is necessary to connect some sort of input device to the system. When large mainframe computers were in their heyday, one of the most common input devices was a punch-card reader. With personal computers, typewriter-like keyboards and CRT terminals are the most common input devices.

Getting information *into* the computer is only half the job. It must also be possible to get information *out* of the computer. Two common ways of outputting information are by using a printer or a video display.

The last block in our generalized drawing of a computer system is memory. Memory is a very important component in any computer system. It allows the computer to perform calculations and store temporary results for later use. It also makes it possible to use the computer like an electronic filing cabinet. The amount of memory that is available has a great effect on the complexity of the programs you can run on the computer. The more memory you have, the more complex the programs that can be handled.

Getting a closer look

Now that we have an overall idea of what a personal computer is, let's take a closer look at the individual components. All personal computers available today use a microprocessor as the central processing unit. Also known as a computer-on-a-chip, a microprocessor is an integrated circuit that contains all the circuitry necessary for it to act as the "brain." It usually contains several temporary storage registers and something known as an arithmetic logic unit (sometimes abbreviated ALU). The ALU is a logic circuit that manipulates and transforms the data.

There is a wide variety of microprocessors available today, but the most commonly used ones are the 6502 and the Z80. Which one is better? Does it really matter? Should you select the computer you are going to buy based on the microprocessor used? Answering the last question first: Unless you have a very specific reason for using a particular microprocessor, such as wanting to use CP/M-based software, your choice of computer should not depend on the type of microprocessor used. That statement is probably going to upset some people, but they are mostly dedicated hobbyists who are interested in getting into the nuts and bolts of things. For the majority of people, who are interested in eating an omelette and not in how an egg is laid, the question of which microprocessor is used is irrelevant.

To be sure, there are some significant differences between the Z80 and the 6502; but unless you're going to write



THE IMAGINATION MACHINE, from APF, with peripherals.

machine-language programs, you'll never notice them. When the *PET* and *TRS-80 Model 1* computers were first announced, a lot of people wanted to buy the *TRS-80* because it had a Z80 microprocessor with a speed specification that was twice as fast as that of the 6502 (in the *PET*). It also had a more powerful machine-language instruction set. That seemed to mean that anything containing a Z80 should be faster and more efficient than its 6502 counterpart—but such was not always the case.

One example is *Sargon II*, a popular chess program for personal computers. If one compares the *TRS-80* Z80 version to the *Apple II* 6502 version, one finds that the *Apple II* implementation is significantly faster than the *TRS-80* version, even though the *TRS-80* is operating at a clock speed that is almost twice that of the *Apple II*. That does not mean that all 6502 software is faster than all Z80 software; it only means that unless you take advantage of all the subtleties associated with the various microprocessors, you're not going to reap all of the potential advantages.

For CP/M use a Z80

The one exception to my previous statement about the unimportance of the microprocessor used arises if you are considering using the CP/M (Control Program for Microcomputers) operating system. That is a popular operating system that is compatible with a lot of business software. It is compatible with the 8080 and Z80 microprocessors, as well as some of the newer microprocessors introduced by Intel. While it is possible to use CP/M on an *Apple II* computer (which is a 6502-based machine), to do so requires the installation of an accessory card that contains a Z80 microprocessor.

While the microprocessor is rightly considered the "brain" of the system, it would not be possible for it to do very much without some memory. There are several different types of memory used in computer systems. Some contain information and instructions for the microprocessor that always remain the same and must be available to the CPU whenever it is powered up. That type of memory is known as ROM (Read-Only Memory) and is generally provided by the manufacturer of the computer because it is usually not modified by the user. (To do so would require changing some of the integrated circuits within the computer.)

The main advantage of ROM's is that they never lose the information that is stored in them, even if the power to the computer is removed. For that reason, computer manufacturers generally build into the computer a set of ROM's that contain a special program called the monitor.

For those of you who are not familiar with it, a monitor program is a short machine-language program that is capable of handling some of the elementary functions required by the system. Those include interfacing to the keyboard, so that data can be entered, and generally an interface to a video circuit so that information can be displayed.

Not all of the memory for a computer system is of the ROM

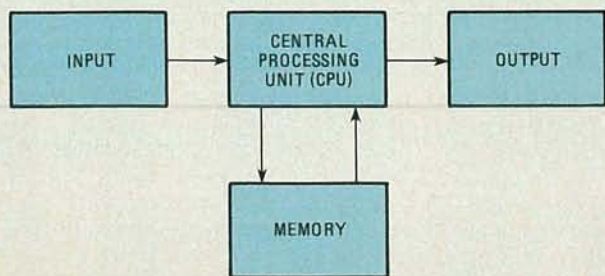


FIG. 1—The CPU is the heart of the system and manipulates and routes all the data handled by the computer.

type. And in fact, much of the memory in a computer *must* have the ability to be easily and quickly changed. That type of memory, known as RAM (Random Access Memory) can be changed at will and is the type of memory that is normally used to store a person's own programs. It is also used as temporary storage for variables used by the program being run. Unlike ROM's, RAM's have the disadvantage that as soon as power to the computer is removed, they lose all of the information that was stored.

How much memory is enough?

A question frequently asked by new and prospective computer users is, "How much memory do I need?" The answer is: It depends on the user. Just as a gas always expands to fill the volume of the container that it is housed in, programmers will tend to use as much memory as is available. A corollary to that rule is that no matter how much memory you have, somehow it is never enough.

Computers come with a wide range of memory sizes. They range from 4K for the *TRS-80 Color* computer to 128K for the new *Apple III* computer. For games and home applications, 4K to 16K of memory is generally sufficient, but for business applications 32K and 48K is required. And if you want to use CP/M, 56K of memory is generally needed.

The ins and outs of computers

It is frequently necessary or desirable to connect additional equipment to a personal computer to perform a certain task. One common piece of equipment is a printer for producing printed reports and program listings. Further peripheral devices that can be connected to a computer include: plotters, modems, graphics tablets, music synthesizers, speech synthesizers, speech processors, EPROM programmers, and a host of other devices.



THE APPLE III, with built-in disk drive.

With the possibility of connecting all of those devices to a personal computer, some thought must be given to how they are connected. In general, there are two ways in which peripheral devices can be connected to a computer: via a serial interface (or port), or via a parallel one. Each has its advantages and disadvantages.

If the distance between the computer and the accessory is going to be a large one, it is best to use a serial interface. The reason for that is that only a relatively few number of wires is needed. That reduces the cabling cost, but more importantly reduces the susceptibility to stray noise pick-up. A limitation of this approach is speed of data transmission, since data are sent serially, one bit at a time, until all of it has been sent.

Since a lot of devices communicate with computers in a serial fashion, the industry has developed a standard serial interface that simplifies the interconnection of peripherals. That standard is known as RS-232C and it defines the type of connector to be used and which pins on the connector contain which function.

Do it faster in parallel

For short distances, and where it is very important to transfer data quickly (such as to a floppy disk), a parallel interface is used. With such an interface, 8 or more bits of information are sent to the peripheral device simultaneously.

Unlike serial interfaces, where there is one dominant method of interconnection, several exist for parallel interfaces. Two of the most common are the Centronics-compatible printer-interface standard and the IEEE 488 interface standard. While the former is used almost exclusively to connect to printers, the latter is frequently used to connect to scientific instruments and other computers as well as printers.

Each interface connection is called a port. There are two types of ports, input and output. A single port can either input data or output data, but not both. If you want to connect a device that only receives data, such as a printer, then the device must be connected to an output port on the computer. A device that both receives and sends data requires two ports: an input port and output port. Both input and output ports can be of the serial or parallel type. In addition to ports, a computer generally has its own internal connectors, called a bus structure, whereby additional circuit boards can be added to the computer. Using those connectors, you can add circuit boards that contain additional RAM memory, input and output ports, and various other circuits. In the *Apple II* computer, for example, there are 8 internal connectors into which external devices can plug. The *TRS-80 Model I* also has a provision for connecting external devices to it, but those require an extra piece of hardware known as the expansion interface.


How many ports you will need depends on how many accessories you want to connect to the computer. In general, the manufacturer's standard configuration for the computer provides sufficient room for most accessories that will be available for it.

Keyboards vary with the computer

The keyboards that are available on today's personal computers vary quite a bit, and it is wise to pay attention to that when you think about buying a computer. Most people are familiar with typewriters and their keyboards, so it is not surprising that most manufacturers of personal computers and computer terminals have opted for a keyboard that is similar to that on a typewriter.

Some manufacturers however, felt that they could provide more functions in a smaller space (or save money), by using the widely available and inexpensive calculator-type switches for a keyboard. The public has resisted that. People know how to use a typewriter and many are even quite proficient with it. But the calculator-type keyboards have non-standard spacing and do not permit touch typists to work efficiently. Commodore discovered this the hard way with their 8K *PET 2001* computer and after a few years gave up and came out with a unit that had a standard typewriter keyboard on it.

Texas Instruments, which was a latecomer to the personal computing field, unfortunately did not learn from Commodore's mistake and had to find out for itself that the public



THE ATARI 800. Top opens to accept plug-in modules.

wants a typewriter-quality keyboard on its computers. The result was that its 99/4 computer was not as successful as it could have been. But like Commodore, they did learn and have recently introduced a new version of the computer known as the 99/4A which has a full-size typewriter keyboard in it. Already TI has indicated that there has been a substantial increase of interest in its computer because of that.

Typewriter compatibility is not the only important factor to be considered with keyboards; configuration is, too. Some keyboards go a step beyond and include, in addition to the standard typewriter keyboard, a numeric keypad on the right-hand side of the keyboard to speed the entry of numeric data. Radio Shack offered that initially as an option on their early *Model I* computers, and found it so popular that they made it a standard feature. And, because the *Apple II* computer does not have this feature, an independent manufacturer has developed an add-on set of numeric keypads.

While most typewriters can be used to produce both upper and lower-case letters, some of the early computers could only produce upper-case letters. For most applications, that was OK. But when people started to use those computers as word processors, a serious problem arose because the computers didn't support lower-case letters. Ingenious programmers overcame the limitation by writing special software to accommodate the lower-case characters, and even more ingenious hardware designers figured out ways to display those lower case letters on the screen.



THE H89 ALL-IN-ONE-computer from Heathkit.

How wide is the display screen?

One thing that should be considered when purchasing a personal computer is the number of characters it can display on the video screen. Depending on the computer, you will be limited to 40, 64, or 80 characters per line. Apple, Atari and *PET* computers are limited to 40 characters. The primary reason is that they use standard television technology for the display, and that is inherently limited to 40 characters per line. The *TRS-80 Model I* and *Model III* computers use a specially designed monitor so that they can display 64 characters per line, while the *TRS-80 Model II* and the *Apple III* use standard video monitors and can display 80 characters per line.

The desirable line length is 80 characters, because that is roughly what you get on a piece of paper in a standard typewriter. Shorter line lengths limit the amount of information that can be displayed on the screen at one time and make the presentation of columnar data difficult.

In addition to the line length, the user interface to the information displayed on the screen is important. Most personal computer systems have what is known as memory-mapped video displays, which simply means that the memory dedicated to displaying information on the screen looks like any other memory in the computer and is treated as such. That means that it is possible to write to the screen by storing data in specific memory locations directly, rather than through the standard video-output circuitry.

Most personal computers have a blinking prompt, either an underline or a little square, that is called a cursor. Frequently the ability to move that cursor anywhere on the screen in combination with internal software makes it possible to edit things that appear in the screen. That is a feature of the Atari, Apple and *PET* computers. Radio Shack has opted for the line editor approach where only numbered lines can be edited. While this has some definite advantages, it also has some shortcomings and programmers have come up with screen-editor programs for the *TRS-80* to make it more flexible. **R-E**

TABLE 1—DIRECTORY OF MANUFACTURERS

For more information from the manufacturers listed below, circle No. 96 on the Free Information Card inside the back cover.

ACTION COMPUTER ENTERPRISES, INC.
55 West Del Mar Blvd.
Pasadena, CA 91105

ALPHA MICRO SYSTEMS
17881 Sky Park North
Irvine, CA 92714

ALTOS COMPUTER SYSTEMS
2360 Bering Dr.
San Jose, CA 95131

APF ELECTRONICS, INC.
1501 Broadway
New York, NY 10036

APPLE COMPUTER, INC.
10260 Bandy Dr.
Cupertino, CA 95014

ATARI, INC.
1196 Borregas Ave.
Sunnyvale, CA 94066

CALIFORNIA COMPUTER SYSTEMS
250 Caribbean Dr.
Sunnyvale, CA 94066

continued on next page

COMMODORE INTERNATIONAL, LTD.
950 Rittenhouse Rd.
Norristown, PA 19401

COMPUPRO
Box 2355
Oakland Airport, CA 94614

CROMEMCO, INC.
280 Bernardo Ave.
Mountainview, CA 94043

DELTA PRODUCTS
15392 Assembly La.
Huntington Beach, CA 92649

DYNABYTE BUSINESS COMPUTERS
115 Independence Dr.
Menlo Park, CA 94025

E&L INSTRUMENTS, INC.
61 First St.
Derby, CT 06418

GIMIX, INC.
1337 West 37th Place
Chicago, IL 60609

HEATH CO.
Benton Harbor, MI 49022

HEWLETT-PACKARD
1000 N.E. Circle Dr.
Corvallis, OR 97330

IMS INTERNATIONAL
2800 Lockheed Way
Carson City, NV 89701

INTELLIGENT SYSTEMS CORP.
225 Technology Park
Norcross, GA 30092

INTERTEC DATA SYSTEMS
2300 Broad River Rd.
Columbia, SC 29210

ITHACA INTERSYSTEMS, INC.
1650 Hanshaw Rd.
Ithaca, NY 14850

MARINCHIP SYSTEMS
16 St. Jude Rd.
Mill Valley, CA 94941

MICROACE
1348 East Edinger Ave.
Santa Clara, CA 92705

MICROBYTE, INC.
2499 Cerritos Ave.
Signal Hill, CA 90806

MICRODASYS
Box 36051
Los Angeles, CA 90036

MICRO EXPANDER, INC.
6835 West Higgins Ave.
Chicago, IL 60656

MICROMATION
1620 Montgomery St.
San Francisco, CA 94111

MIDWEST SCIENTIFIC INSTRUMENTS, INC.
220 West Cedar
Olathe, KS 66061

NEC AMERICA, INC.
1401 Estes Ave.
Elk Grove Village, IL 60007

NETRONICS RESEARCH AND DEVELOPMENT
333 Litchfield Rd.
New Milford, CT 06776

NORTH STAR COMPUTERS, INC.
1440 Fourth St.
Berkeley, CA 94710

NOVELL DATA SYSTEMS, INC.
1170 North Industrial Park Dr.
Orem, UT 84057

OHIO SCIENTIFIC
1333 South Chillicothe Rd.
Aurora, OH 44202

OSBORNE COMPUTER CORP.
26500 Corporate Ave.
Hayward, CA 94545

PRODIGY SYSTEMS, INC.
497 Lincoln Highway
Iselin, NJ 08830

QUASAR DATA PRODUCTS
10330 Brecksville Rd.
Brecksville, OH 44141

RADIO SHACK
1400 One Tandy Center
Fort Worth, TX 76102

RCA MICROCOMPUTER MARKETING
New Holland Ave.
Lancaster, PA 17604

ROCKWELL INTERNATIONAL
Microelectronics Division
Box 3669
Anaheim, CA 92803

SD SYSTEMS
10111 Miller Rd., Suite 105
Dallas, TX 75228

SINCLAIR RESEARCH
50 Staniford St.
Boston, MA 02114

SMOKE SIGNAL BROADCASTING
31336 Via Colinas
West Lake Village, CA 91361

SOUTHWEST TECHNICAL PRODUCTS CORP.
219 West Rhapsody
San Antonio, TX 78216

SYNERTEK SYSTEMS CORP.
150 South Wolfe Rd.
Sunnyvale, CA 94086

SYSTEMS GROUP
1601 Orangewood Ave.
Orange, CA 92668

TEI, INC.
5075 South Loop East
Houston, TX 77033

TEXAS INSTRUMENTS
Box 225012, MS 84
Dallas, TX 75265

VECTOR GRAPHIC, INC.
31364 Via Colinas
Westlake Village, CA 91362


VISTA COMPUTER CO.
1317 East Edinger Ave.
Santa Ana, CA 92705

WESTERN DIGITAL
3128 Red Hill Ave.
Newport Beach, CA

WINTEK CORP.
1801 South St.
Lafayette, IN 47904

ZENITH DATA SYSTEMS
950 Milwaukee Ave.
Glenview, IL 60025

THANDAR'S COMPLETE PORTABLE TEST BENCH



LCD HAND HELD MULTIMETER

\$79.95

TM354 3 1/2 Digit

● DC Volts : 1mV to 1000V ● AC Volts : 1V to 500V AC rms ● DC current : 1μA to 2A
● Resistance : 1Ω to 2MΩ ● Diode Check
● Basic accuracy : ± (0.75% of reading + 1 digit) ● Battery life : Typically 2000 hours

**2000 hrs
BATTERY
LIFE**



**4000 hrs
BATTERY
LIFE**

LCD BENCH MULTIMETERS

**\$199
inc. batts**

TM351 3 1/2 Digit

● DC and AC Volts : 100μV to 1000V (750V AC rms)
● DC and AC current : 100nA to 10A (20A for 10 secs)
● Resistance : 100mΩ to 20MΩ ● Diode check ● Basic accuracy : ± (0.1% of reading + 1 digit) ● Battery life : up to 4000 hours

TM353 3 1/2 Digit

● DC and AC Volts : 100μV to 1000V (750V AC rms) ● DC and AC current : 100nA to 2A
● Resistance : 1Ω to 20MΩ ● Diode check ● Basic accuracy : ± (0.25% of reading + 1 digit) ● Battery life : Typically >3000 hours ● \$159 (inc. batts).

LED MULTIMETERS

DM350 3 1/2 Digit;

34 ranges; 0.1% basic accuracy;

DM235 3 1/2 Digit; 21 ranges; 0.5% basic accuracy; \$69.95

PDM35 3 1/2 Digit; Hand held; 16 ranges; 1% basic accuracy; \$39.95

\$99.95



PULSE & FUNCTION GENERATORS

\$159

TG100 100kHz Function Generator

● Frequency range : 0.1Hz to 100kHz
● Functions : Sine, Square, Triangle and DC from variable 600Ω output ● Output range : 1mV-10V peak-peak ● DC offset range : ±5V ● TTL output ● External sweep : ≥300:1 linear range

STOP PRESS TG102 2MHz Function Generator \$299

TG105 5MHz Pulse Generator

● Period : 200nsec to 200ms (5MHz to 5Hz) ● Pulse width : 100nsec to 100ms ● 50Ω output range : 0.1V-10V ● TTL output ● Sync. output ● Operating modes : run, external trigger, external gate, manual 1-shot or gate ● Complement and square wave ● \$199

GOLD MEDAL WINNER

\$259

SC110 SINGLE TRACE LOW POWER 2" OSCILLOSCOPE

This truly portable oscilloscope, the only British product to win a Gold Medal at the 1980 Brno Trade Fair, boasts the following specification: ● Bandwidth : DC to 10MHz ● Sensitivity : 10mV/div to 50V/div ● Sweep Speeds : 0.1μsecs/div to 0.5 secs/div ● Power Requirements : 4 to 10V DC from 4 'C' cells or AC adaptor ● Size and weight : 255 x 150 x 40mm; 800gms excl. batteries

FREQUENCY METERS

TF040 8-Digit LCD

● Frequency Range : 10Hz-40MHz (to 400MHz with TP600)
● Sensitivity : 40mV rms ● Timebase accuracy : better than 0.5 ppm ● Battery life : Typically 80 hours

TF200 8-Digit LCD

● Frequency Range : 10Hz-200MHz (to 600MHz with TP600) ● Sensitivity : 10mV rms 20Hz-100MHz, 30mV rms 10Hz-20Hz, 100MHz-200MHz ● Timebase accuracy : better than 0.3 ppm ● Battery life : Typically 200 hours ● \$299 (inc. batts).

PFM200 8-Digit LED Hand Held Meter

● Frequency Range : 20Hz-200MHz (to 600MHz with TP600) ● Sensitivity : Typically 10mV ● Timebase accuracy : better than 2 ppm ● Battery life : Typically 10 hours ● \$99.95

TP600 600MHz Prescaler

● Frequency Range : 40MHz to 600MHz ● Sensitivity : 10mV ● Output : Typically 500mV peak-peak ● \$79



**\$199
inc. batts**

THANDAR SATISFACTION WARRANTY:

If for any reason, whatsoever, you are not completely satisfied with your purchase, return it within 30 days of purchase date for a full refund - it's as simple as that!

TO ORDER CALL TOLL FREE: 800-526-5311
We accept Master Charge or Visa

New Jersey Residents add appropriate Sales Tax. Prices shown in U.S. currency only.

POSTAGE AND HANDLING up to \$100 add \$3. Over \$100 add \$5.

THANDAR ELECTRONICS INC

P.O. Box 8247, Haledon, New Jersey, 07538 Tel: 201-790-3141

Ω WEST COAST / EAST COAST Ω

**Special
of the Month!**

**EPSON
MX-80**



INTERFACES:

IEEE \$55, TRS-80 \$35,
APPLE INTERFACE & CABLE \$90,
RS-232 \$70

**ATARI 800 16K
\$ 769**



We Accept C.O.D.'s • Stock Shipments Same Day or Next
No Surcharge for Credit Cards • All Equipment Factory Fresh with MFT Warranty

**NEC
INTERTEC
OKIDATA
APPLE
TELEVIDEO
COMMODORE
RADIO SHACK
AMDEK
QUME
ATARI**

INTERTEC SUPERBRAIN 64K RAM	\$2799
QD SUPERBRAIN	\$2999
NEC 5510 SPINWRITER (7710)	\$2345
NEC 5520 SPINWRITER (7720)	\$2695
NEC 5530 SPINWRITER (7730)	\$2345
NEC 12" MONITOR	\$ 229
OKIDATA MICROLINE-80	\$ 399
OKIDATA MICROLINE-82	\$ 529
OKIDATA MICROLINE-83	\$ 769
DIABLO 630	\$1995
APPLE II PLUS 48K	\$1139
APPLE DISK w/3.3 DOS Controller	\$ 525
APPLE DISK w/o Controller	\$ 449
HAZELTINE 1420	\$ 799
NORTHSTAR HORIZON II 32K QD	\$2925
ANADEX DP-9500/9501	\$1249
TELEVIDEO 912C	\$ 669
TELEVIDEO 920C	\$ 729
TELEVIDEO 950	\$ 929
CBM 8032 COMPUTER	\$1149
CBM 8050 DISK DRIVE	\$1349
CBM 4032 COMPUTER	\$1029
CBM 4040 DISK DRIVE	\$1029
CBM 4022	\$ 649
CBM VIC-20	\$ 269
RADIO SHACK II 64K	\$3245
RADIO SHACK III 16K	\$ 849
LEEDEX/AMDEK 100	\$ 139
LEEDEX/AMDEK 100G	\$ 169
LEEDEX/AMDEK COLOR-1 13" Color Monitor	\$ 329
MICROTEK 16K RAMBOARD for Atari	\$ 79
MICROTEK 32K	\$ 149
QUME SPRINT 9/45 (Full Panel)	\$2295
ATARI 400 16K	\$ 349
ATARI 825 PRINTER	\$ 650
ATARI 850 INTERFACE	\$ 139
ATARI 810 DISK DRIVE	\$ 449
ATARI 800	\$ 749

Call for price list of ATARI software

PRICES ARE SUBJECT TO CHANGE WITHOUT NOTICE

We carry the complete line of Personal Software

**WEST COAST
1-800-235-3581**



OMEGA SALES CO.
3533 Old Conejo Rd. #102
Newbury Park, CA 91320
1-805-499-3678

CA. TOLL FREE 1-800-322-1873



**EAST COAST
1-800-556-7586**

OMEGA SALES CO.
12 Meeting St.
Cumberland, RI 02864
1-401-722-1027



Ω MEGA SALES COMPANY

CIRCLE 54 ON FREE INFORMATION CARD



FLOPPY DISKS ADD VERSATILITY

Floppy-disk systems are not inexpensive, but the advantages they offer frequently makes them worth their cost.

THE MORE YOU USE YOUR COMPUTER, THE MORE YOU WILL learn about it. You will soon want to put the computer to practical use. Unfortunately, complicated tasks require a sizeable amount of computer memory and you will soon need more memory than is available with your computer's internal RAM. Also, you will want a fast method for saving and loading your computer programs. You can enter programs using the computer's keyboard, but for long and complicated programs this method is tedious and time consuming.

The solution to those problems is to add a mass-storage device to your computer. A mass-storage device, such as a floppy-disk system or an audio cassette-recorder, will increase your computer's memory capacity. In addition, a mass-storage device provides a nonvolatile method of storing programs and data.

Chief among the advantages of a floppy-disk system over cassette tapes are higher speed and faster access time. Yes, a cassette recorder is cheap, fairly reliable, and easily adaptable to a personal computer. But it is slow, with a typical data-transfer rate between 30 to 150 characters-per-second (CPS). This means it may take as long as five minutes to load 10K of RAM. A floppy disk is faster and has other distinct advantages.

Access is faster since the read/write head in a floppy-disk system can reach a desired block of information without the need to pass through preceding data; that is termed random-

access. On the other hand, data stored on a cassette tape is recorded serially, so all data preceding a desired block of information must first pass by the read/write head.

Let's illustrate what long access times can mean. A typical audio cassette used for small personal computers operates at a speed of 1.875 inches-per-second, and a 60-minute or 500-foot tape can store 500K bytes. To read one side of a cassette would take 30 minutes. Suppose you were to enter a list of names and addresses into your computer and then store it on cassette tape. If you then wanted to retrieve a particular name and address that was in the middle of the list, it would take 15 minutes to locate the address. A floppy-disk system with its random-access capability would retrieve that particular address in less than one second.

Once the particular block of information was located, the cassette recorder would transfer the data to the computer at a much slower rate than a floppy-disk system would. Stating it another way, a cassette system may have a data-transfer rate of 500 bits-per-second, compared to 15,600 bits-per-second for a 5¼-inch floppy disk, and 31,000 bits-per-second for an 8-inch floppy disk. (Eight bits are required for each character transferred. Also, bits-per-second is commonly referred to as baud rate.) In addition, most cassette recorders require manual operation, whereas a disk drive runs automatically after the disk is inserted.

Each 8-inch floppy disk can store up to 500K bytes (single-sided, double-density) or one megabyte (double-sided, double-density) of data. The smaller 5¼-inch diskette can store about 180K bytes (single-sided, double-density) or 360K bytes (double-sided, double density).

What is a floppy disk?

The flexible or floppy disk was introduced in the late 1960's by IBM to replace keypunch cards. It is soft and easily bent; hence the name "floppy disk". The disk is currently available in two sizes, 8-inch (203 mm) and 5¼-inch (135 mm). The smaller 5¼-inch floppy disk is commonly referred to as a minifloppy diskette. The size is a measure of the sides of a nonremovable square cardboard jacket that houses and protects the .003-inch thick, flexible Mylar disk. The disk is coated on both sides with a layer of magnetic oxides and revolves inside the protective jacket. The 8-inch disk rotates at 360 rpm while the minifloppy runs at the slightly slower speed of 300 rpm.

During reading or recording, a read/write head makes light contact with the disk surface. When data is not being written to or read from the disk, the read/write head is lifted from the disk surface to reduce wear.

As shown in Fig. 1, the jacket does not totally cover the Mylar disk. There is a slot to allow the read/write head to contact the oxide, a center hole to permit the drive-motor spindle to rotate the disk; an index hole to provide specific timing information, and a notch (optional on the 8-inch disk, always present on the 5¼-inch disk) for "write-protection" to avoid accidental erasure of data recorded on the disk.

The "write-protect" notch is similar to the plastic tab on cassette tapes; when the tab is snapped off, the tape cannot be re-recorded. On a 5¼-inch floppy disk, the "write-protect" notch is covered to write-protect the disk and thus prevent wiping out programs and data stored on it. The procedure is reversed with the 8-inch disk. If the optional write-protect notch is present, it is covered to write-enable the disk.

Tracks and sectors

In some ways, a floppy disk is similar to a phonograph record. A record stores music within grooves on a plastic surface; a floppy disk stores data as a sequence of magnetic pulses on a smooth magnetic surface. To read, or sense, the music on a phonograph record, a needle rides in the spiral groove and its mechanical vibrations are converted into electrical signals. In a disk system, there are no grooves; instead

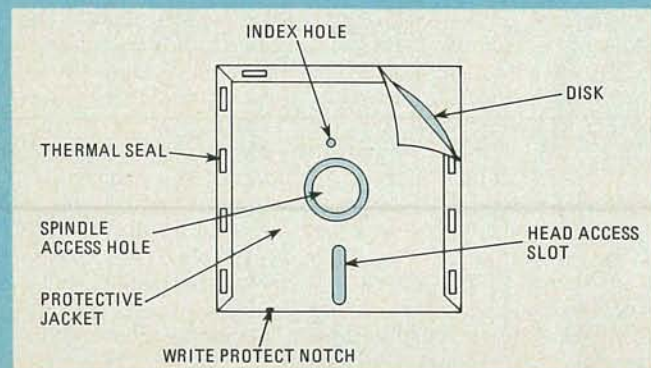


FIG. 1—THIN MYLAR DISK with its oxide coating is protected by a non-removable jacket.

there are invisible tracks along which magnetic pulses are recorded. To read the data, a magnetically-sensitive read/write head is placed over the track while the disk is rotated. When data is to be stored on a floppy disk, the read/write head either changes the magnetic state of the oxide area it is contacting or else makes no changes; that produces the equivalent of a logic "1" or "0".

Continuing the analogy to a phonograph record, music is recorded in one continuous groove or track on the record surface, starting from the outermost edge of the record to the center hole. That arrangement is fine, since the music will be played from start to finish—generally without the need for interruption. In a floppy-disk system, a great deal of data will be stored and fast access to any particular section of the data is essential. Now think how difficult it would be to locate a particular passage exactly on a phonograph record. It's not easy, but fortunately it's not often necessary.

To allow more rapid access of data on a floppy disk, a series of concentric tracks is arranged, with each track located at a specific distance from the center (or the edge) of the disk, as shown in Fig. 2. Now each track can be identified easily or addressed by its specific location. Although there is a standard number of tracks (77) in the IBM 8-inch disk format, some manufacturers use different numbers of tracks. Some floppy disks are single-sided, with data stored on one side of the disk, while others are available with tracks and data stored both sides (double-sided floppies).

Although it is easier to locate a specific section of data using concentric tracks instead of a single continuous track, let's consider some of the drawbacks. If an 8-inch disk is divided into 77 tracks and various blocks of data (files) are assigned to individual tracks, there may be some degree of inefficiency. It is possible that one file may contain a relatively small amount of data; thus the track assigned to this file would barely be used. Another file may be much larger and use almost an entire track. A third file may require a bit more than one track and thus be assigned two entire tracks, again with little data on the second track.

To improve efficiency, tracks are divided into sectors, as shown in Fig. 3. Now data can be placed, and located quickly, by assigning a specific track and sector as its address. In the IBM format, for example, each 8-inch disk is divided into 77 tracks with 26 sectors per track for a total of 2002 sectors. Each sector holds 128 bytes or 1024 bits of information. Thus, a short file might fill a dozen sectors while a larger file could use an entire track of 26 sectors.

To locate the sectors on the surface of the floppy disk,

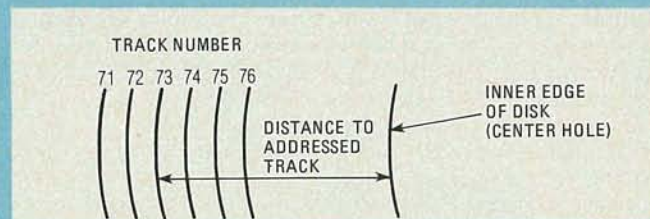


FIG. 2—THE SURFACE of the floppy disk is divided magnetically into concentric tracks for data storage.

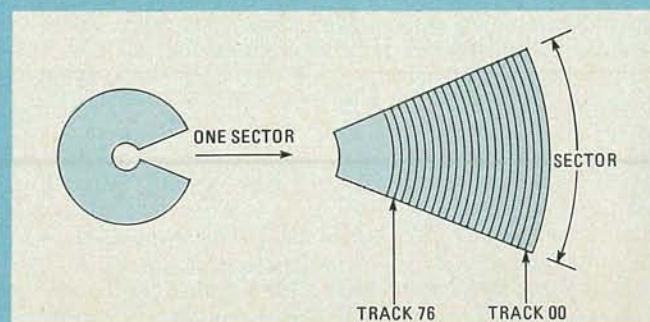


FIG. 3—EACH TRACK is divided into sectors so that the data can be stored more efficiently.

either soft-sectoring or hard-sectoring is used. A soft-sectored disk has a single index hole; sector locations are identified by information recorded on the disk. That information must be stored within the sector and thus reduces the disk's actual storage capacity. A hard-sectored disk (Fig. 4) uses a number of punched holes to act as index markers; this scheme is about 25% more efficient in data storage. Hard-sectored disks contain 10 to 16 holes (32 holes in the case of some 8-inch disks) in addition to the index hole that is centered between two of the sector holes. Circuits in the disk controller sense the shorter spacing between the index hole and the holes on either side of it and thus the system is aware of the starting point.

Still another analogy to the phonograph record: Just as an audiophile builds up a distinctive collection of choice records lovingly, so too can a computer buff collect pre-programmed disks or disks that he has written and perfected. Disks, just like records, can be exchanged to permit other users to borrow special programs without the need to develop them. However, to exchange software via floppy disks, the formats of the disks must be compatible. In other words, you can not purchase software recorded on a 5¼-inch hard-sectored disk and enter it into your computer if your floppy-disk system requires soft-sectored disks.

One final analogy. Audiophiles take precautions when they handle their prized records; they hold the records by the edges to prevent fingerprints, dirt, or body oils from penetrating the record grooves and thus mar the fidelity of the sound. Floppy disks are considerably more vulnerable to careless handling; a dust particle or a strand of human hair deposited on the surface of a floppy disk could damage a number of sectors or impair good contact between the read/write head and the oxide coating. For that reason, users are advised to store the disk in its original envelope after use.

Floppy-disk formats

To promote the exchange of software among users, the computer industry has adopted the IBM 3470 format as a standard. Unfortunately, that standard can only be applied to 8-inch disks. If you are contemplating the purchase of a floppy-disk system, you should be aware that there is no industry-standard format for 5¼-inch disks. Also, if you are contemplating the purchase of an 8-inch disk system, you should make sure that the system is compatible with the IBM 3470 format.

The IBM 3470 format is shown in Fig. 5. The disk is divided

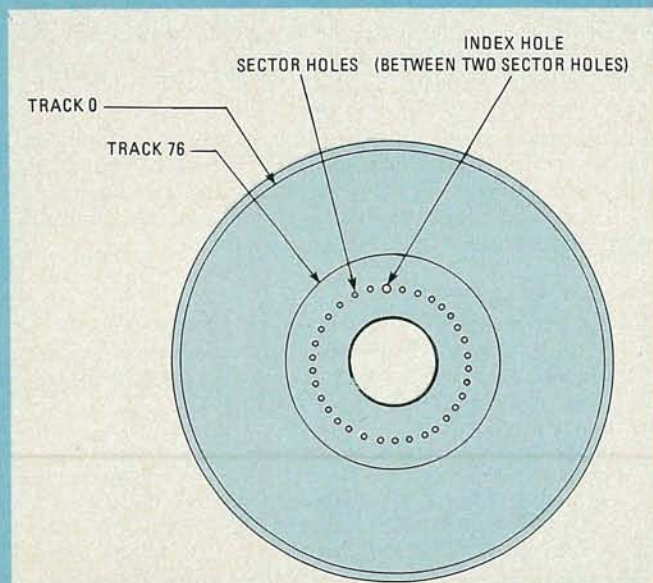


FIG. 4—SECTOR LOCATION is accomplished using an index hole. Hard-sectored disks use a series of holes, one for each sector plus the index hole.

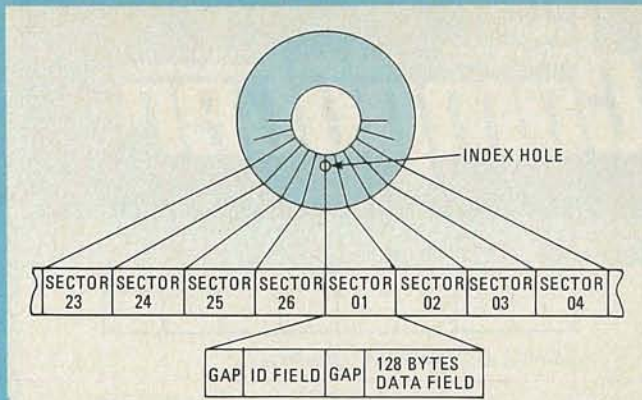


FIG. 5—WITH THE IBM 3470 FORMAT, each disk is divided into 77 tracks. Each track is subdivided into 26 sectors, and each sector is subdivided into four sections.

into 77 tracks or concentric circles, with the count (00) starting at the outer edge; the innermost track is No. 76. Each track is subdivided into 26 sectors. Thus, there are 2002 sectors on a standard single-density 8-inch disk. The sectors are identified by soft-sectoring. Each sector is further subdivided into four sections: one to identify the sector and track number, one to accommodate 128 bytes (or 1024 bits) of data, and two gaps to separate the ID and data sections. The ID and data sections are further broken down so that in addition to containing the ID and data information, they contain pulses that are used to synchronize the controller circuitry to allow for variations in the rotational speed of the floppy disk. The ID and data sections also contain error-checking bits so that the controller circuitry can recognize an error when it occurs.

When a blank floppy disk is first purchased, its surface is non-magnetized and thus it must first be formatted to organize tracks and sectors. The microcomputer performs this function upon command, using the pulse representing the index hole as the reference point. After the disk has been formatted, it is ready to have information written on it or read from it. An unformatted 8-inch disk has a capacity of 400K bytes while its IBM 3470 formatted version can accommodate 256K bytes.

As previously stated, there is no standard format for the 5¼-inch minifloppy diskettes. The number of tracks and sectors can and does vary. For example, 5¼-inch diskettes for the *Apple II* computer were originally formatted with 35 tracks, each subdivided into 13 sectors with 256 bytes-per-sector. Later, that format was modified to 35 tracks with 16 sectors-per-track, resulting in a net increase of 24K of storage capacity. Diskettes for the Heath *H89* computer are formatted with 40 tracks and 10 sectors-per-track.

A 5¼-inch minifloppy diskette has an unformatted capacity of 110K bytes. With soft-sectoring, this figure drops to 80.6K bytes. The minifloppy diskette can be formatted with anywhere from 35 to 77 tracks and 10 to 16 sectors-per-track.

Single density, double density

Data is placed on a disk using frequency modulation (FM). A 250-kHz clock generator produces pulses that repeat every four microseconds to form data cells on the surface of the Mylar disk. When writing data to the disk, if a data bit is supplied during the interval between clock pulses, a magnetic transition will occur as the read/write head contacts the oxide surface of the disk; that corresponds to a logic 1. If no data bit is sent, there will be no magnetic transition and thus the oxide is unchanged, representing a zero, as shown in Fig. 6.

When reading data from the disk, the stream of pulses would include the 250-KHz clock pulse and pulses representing ones and zeros. When a data cell includes a clock pulse and a data pulse, the presence of the two pulses identify a logic 1; the presence of only the clock pulse indicates a logic 0. That encoding technique is called FM encoding and is commonly referred to as single-density.



DATA CELLS SEPARATED BY CLOCK PULSES



C = CLOCK PULSE
 D = DATA PULSE

FIG. 6—WHEN RECORDED ON THE DISK, a logic 1 consists of a clock pulse plus a data pulse; a logic 0 consists of only the clock pulse.

With FM encoding, the IBM 3470 format specifies a recording density of 3408 bits-per-inch. Thus, with 77 tracks, 26 sectors, and 128 bytes-per-sector, a total of 256,256 bytes can be stored on a single-sided 8-inch disk.

To double the storage capacity, a double-density technique was developed based on an MFM (*Modified FM*) encoding. Basically, many of the clock pulses are removed and the presence of a pulse signifies a logic 1 while the absence represents a logic 0. Synchronization is accomplished by inserting a clock pulse at certain intervals. By eliminating many of the clock pulses, more room for data is available within each sector and twice as much information can be stored on a given length of track using MFM encoding rather than FM. Of course, there is a tradeoff...more sophisticated pulse-circuitry is required for clock timing and data writing.

Other techniques have been developed to increase the storage capacity of disks even farther. One scheme involves the use of drives with two read/write heads, one for each side of the disk. Thus, data can be stored on both sides of the disk. Some manufacturers have even introduced a quad-density recording technique that they claim will offer four times the storage capacity of a single-density drive.

Table 1 lists the unformatted storage capacity for both 5¼ and 8-inch disks using various data storage techniques. As shown, a single-sided single-density minifloppy (5¼ inch) provides 128,000 bytes of storage capacity while a double-sided double-density 8-inch disk provides almost 2 megabytes. In practical terms, a single-sided minifloppy would hold the equivalent of 30 single-spaced typewritten pages while the 2-megabyte capacity of a double-sided double-density 8-inch floppy could hold as many as 400.

Those storage capacities, however, are for unformatted disks. After the disk is formatted, the data-storage capacity decreases depending on the formatting technique used. The actual storage capacity of a double-sided double-density 8-inch disk formatted with 77 tracks and 26 sectors-per-track is around 1.1 megabytes. A dual-drive, double-density, double-sided 8-inch disk drive system can store over 2 million bytes.

Obviously, the added capacity of the double-sided double-density technique is a definite asset. However, drawbacks include the lack of standardization. Thus, a double-density diskette prepared on one system very often cannot be used with another disk system. Double-sided drives also have a drawback. Here, two read/write heads are used—one acting as the pressure pad for the other. Excess head wear and/or diskette damage is more likely to occur than with single-sided systems.

Table 1—STORAGE CAPACITY

5¼-inch Floppies			
Type	Sector Type	Unformatted Storage Capacity (Kilobytes)	Transfer Rate (Kilobytes Per Second)
Single-density/ single-sided	Soft	128	15.6
Single-density/ dual-sided	Soft	256	15.6
Double-density/ single-sided	Soft	512	31.2
8-inch Floppies			
Single-density/ single-sided	Soft	400	31.2
Single-density/ dual-sided	Soft	800	31.2
Double-density/ single-sided	Soft	800	62.4
Double-density/ dual-sided	Soft	1,600	62.4

Access time and transfer rate

In addition to storage capacity, access time and transfer rate are important specifications for a disk drive. Access time is the time it takes for the drive to access data in a random manner. Thus, the access time depends on the time it takes for the read/write head to arrive at the proper track (track-to-track seek time) and then wait for the data in the proper sector (latency time). Specifications for disk drives generally list an average access time derived by using one half the unit's poorest access time. Maximum, or worst, latency time is when the read/write head arrives at the proper track just as the correct sector passed by. In that case the head must wait for a full rotation of the disk and thus produces the maximum delay.

Typical average track-to-track seek times vary from 3 ms to 100 ms for an 8-inch disk drive and 3 ms to 25 ms for a 5¼-inch disk drive. Latency time (average) for an 8-inch drive is about 85 ms and about 100 ms for a minifloppy. Total access time for an 8-inch drive might range from 150 ms to 300 ms and about 400 ms to 600 ms for a minifloppy.

The transfer rate, or speed at which the disk drive can transfer its data to the computer, is another measure of disk-system performance. Obviously, a quick access time and rapid transfer rate means the computer can start to perform its operations with less time wasted. Typically, a single-sided minifloppy can transfer data at a 15 kilobytes-per-second rate and at twice this speed with double-density techniques. An 8-inch disk can transfer data at typical rate of 62.5 kilobytes-per-second, although models are available with transfer speeds as high as 125 kilobytes-per-second.

Disk-system components

So far we've talked about the floppy disk and the disk drive. However, a complete floppy-disk system consists of more components, as shown in Fig. 7. So, let's list all of the components that make up a complete disk system.

1. The floppy disk itself.
2. A disk-drive assembly to rotate the disk and position the read/write head to the desired track position. Inside the cabinet that houses the drives is a power supply to provide the operating voltages to power the drives.
3. A disk controller to specify head position, control the drive motor, check and correct errors, and perform other functions.
4. Interface circuits to connect the computer control-signals properly to the disk controller.

continued on page 66

Radio Shack's \$399* TRS-80[®] Color Computer is for People Who Take Their Fun Seriously!

The TRS-80 Color Computer is the affordable computer that doubles as an action-packed electronic games machine! Just attach to any color TV—or use the \$399 TRS-80 Video Receiver shown—and plug in an Instant-loading Program Pak™ (sold separately) to blast invaders from other galaxies, conquer dinosaurs from a prehistoric world, polish up your chess game, or maintain the family budget. Each game features vivid color graphics and action-packed sound effects. Or write your own programs in color BASIC—our outstanding tutorial manual makes it easy. Expand your system to include a more powerful BASIC, more memory (4K RAM is standard), joysticks, a printer, a modem, and disk or cassette storage—anytime!



Stop by your nearest Radio Shack and let us demonstrate how fun computing can really be. Now over 6100 Radio Shack stores and dealers, 160 Computer Centers and 160 service centers nationwide. Or write for a free TRS-80 catalog: Radio Shack, Dept. 82-A-349, 1300 One Tandy Center, Fort Worth, TX 76102.

Radio Shack[®]
The biggest name in little computers™

*Retail prices may vary at individual stores and dealers. Some items require special order.

CIRCLE 8 ON FREE INFORMATION CARD

FLOPPY DISKS ADD VERSATILITY

continued from page 64

5. Programs (software) to control the operation of the disk drive, such as specifying to which track and sector of the disk data should go, handling the actual reading and writing of data, and monitoring that the data transfer is correct. Those programs are called disk-operating systems (DOS's) and they operate with a file management system (FMS) to identify files of data and route data to individual tracks and sectors on the disk.

The disk controller has the responsibility of read/write head positioning, sector identification, disk-motor control, head loading and unloading, error detection and correction, and of controlling the transfer of data to the interface circuits between the disk drive and the main computer. In most instances, the interface board contains the disk controller circuitry. This board mounts inside the computer and is connected to the disk drive(s) by a ribbon cable.

The disk-operating system (DOS) controls the operation of the controller circuitry. It resides on a floppy disk. One of the functions of the DOS is to transfer data and programs between the computer and the floppy-disk system. Thus, when you first turn on the computer system, it is necessary to load the DOS from the floppy disk into the computer. That task is handled by a short program called a bootstrap loader. The bootstrap loader is contained in a ROM, usually on the interface board. Depending on the computer system, the bootstrap program is called up by a simple keystroke on the computer's keyboard. Once the system has been "booted," the computer and floppy-disk system are ready to accept operator commands. The DOS takes care of labeling the files, editing, error detection, and file copying. A file-management system designates the track and sector allocations on the disk for files.

Since the DOS occupies a rather substantial portion of a

diskette, a system with only a single floppy-disk drive is rather limited. Thus, it is common for packaged computers, such as those offered by Radio Shack, Apple, and others, to include two or more floppy-disk drives. One disk controller can generally handle several disk drives.

After the diskette is inserted through the front door of the floppy-disk drive and the door is closed, the drive spindle grips the center of the diskette and the motor brings the disk up to full rotational speed. The DOS directs the controller circuitry to position the read/write head to track 00 and the index hole, in conjunction with an optoelectronic sensor, generates a location pulse for timing. As the floppy disk spins, the heads are carefully positioned above the desired track. Then, the read/write head is pressed against the oxide coating with the help of pressure pads on the opposite side of the disk. That is called "head loading" and it is directed by the DOS. When a different track is desired, the read/write head is unloaded (lifted off the surface of the disk), moved to a different track, and loaded once again.

Before the read/write head is actually loaded, a sensor inside the drive senses the write-protect notch and determines whether the floppy disk can be written to. Of course, during a read operation, the notch is not sensed. When the read/write head is loaded, an LED on the front panel of the drive alerts the user that the drive is in operation and the disk should not be removed. When the drive completes its operation, the read/write head is unloaded, the LED goes out, and the disk may be removed.

Just as a computer is useless without proper software, so, too, is a disk drive. A well-prepared disk-operating system (DOS) is required to keep track of what is stored on the disk, and where it is located. The DOS handles such tasks as transferring programs from one device to another, locating read/write errors, providing a means to make backup copies of a diskette, and other chores.

Although basically similar, most DOS's are unique in their own way, and vary from one manufacturer to another. The DOS must be configured for the particular computer system it is to be used with. Also, if you decide to buy software on disk, the software must be compatible with the DOS. That condition also includes high-level languages such as BASIC.

Disk errors

Disk errors are categorized as either soft or hard errors. Hard errors are caused by defects on the disk surface; soft errors are due to program or processing troubles or power-line transients. An example of a soft error is what is commonly called a seek error, which occurs when the read/write head appears at the wrong track. Part of the disk-controller's job is to locate and correct those disk errors. For example, the disk controller will compare the track being read with the track number that was called for by the DOS and determine whether a discrepancy exists. If a deviation is noted, the disk controller will initiate a new positioning routine and place the read/write head over the correct track.

A soft error is also classified as a recoverable error, one that the disk controller can spot and (sometimes) correct. A hard error is a non-recoverable error; the controller can detect it but cannot correct it.

It is estimated that a soft-sector disk system has an error rate of one per 108 bits during a read operation; one per 1011 bits during a read operation is the estimate for a hard-sectored disk. Under normal usage a disk is expected to last about two years; a track is considered to be worn or defective when it output level drops to 20 percent of its original value.

Is a backup copy necessary?

A backup is an exact duplicate copy of a disk. A backup copy is almost mandatory since it can be expected, sooner or later, that a disk will become defective due to wear, or dirt contamination, or possibly due to the read/write head's damaging the oxide coating of a disk. When that calamity occurs,

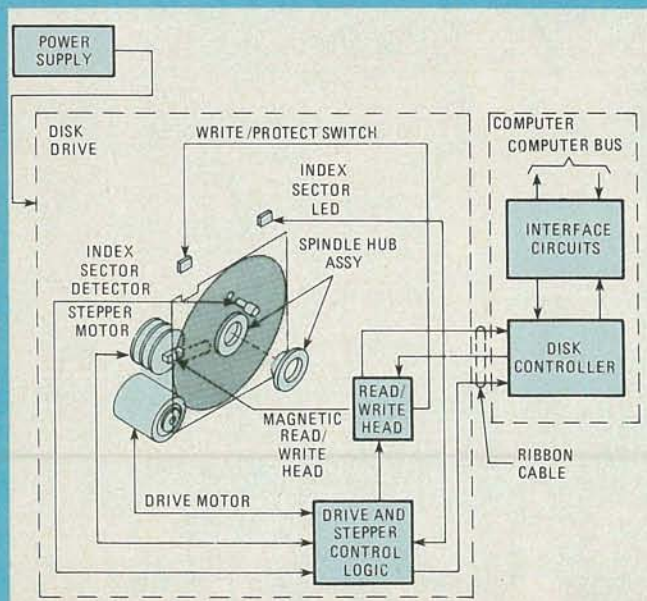


FIG. 7—A COMPLETE FLOPPY DISK SYSTEM consists not only of the disk and disk drive, but also includes control and interface circuits, as well as the software to handle disk-access operations.

and a backup copy has not been made, it will be necessary to reconstruct the lost information (if still available) and prepare a new disk.

How critical the data is, how often it changes, and how costly the loss will be will determine how frequently a data backup copy should be made. Large investment houses or banks might back up data every hour; small-business users perhaps only once a week. To make creating backup copies convenient, the DOS software usually contains a command for duplicating disks.

Selecting your disk drive

Computers and their peripherals are costly. So selecting a computer, printer, disk drive, or other accessory demands a hard look at the future, as well as the present. Among the questions to be answered are: What capacity do, and *will*, you need? A novice, or someone interested in games, can possibly be content with a cassette system and need not invest in a floppy system at all. Others, requiring a mass-memory storage capacity of, say, 250K bytes may settle for a single-drive unit—bearing in mind that an 8-inch disk holds twice as much data as a 5¼-inch diskette at less than double the cost. Generally, a single disk controller and DOS can operate up to three drives; thus it is common to start with a minimum investment

and gradually add more drives to it.

Is the disk-drive hardware and software you have selected compatible with your computer? Your computer, keyboard, printers, and display must interface with the disk-system's electronics and DOS. Is the software you intend to use available for the disk system you are about to purchase? How important to you is access time and data transfer rate? Is size critical? Are there any unusual environmental considerations such as excessive heat or humidity where the drive will be located?

And, of course, there are basic considerations that must always be evaluated. How long has the manufacturer, whose units you are considering, been in business, what is his reputation, what is his warranty policy? Are there local places for service or must units be shipped back to the factory? Will spare parts be readily available? Also, it's wise to ask dealers and members of computer clubs about their reliability experiences with the models you are considering. Do they have a good record in their field or are they notoriously poor? Don't hesitate to ask many questions before the final purchase...once you've bought the disk system, you'll be tied to it for a long time. A list of manufacturers of disk drives appears in Table 2; contact them for specs and performance details. Remember, they are in business to respond to your needs. **R-E**

TABLE 2—DIRECTORY OF DISK DRIVE AND CONTROLLER MANUFACTURERS

For more information, circle No. 97 on the free information card inside the back cover.

A.M. ELECTRONICS
3366 Washtenaw Ave.
Ann Arbor, MI 48108

APPARAT, INC.
4401 South Tamarak Pkwy.
Denver, CO 80237

APPLE COMPUTER, INC.
10260 Bandlely Ave.
Cupertino, CA 95014

CALIFORNIA COMPUTER SYSTEMS
250 Caribbean Dr.
Sunnvale, CA 94086

COMMODORE BUSINESS MACHINES
950 Rittenhouse Rd.
Norristown, PA 19403

COMPUTHINK
965 West Maude Ave.
Sunnyvale, CA 94086

CROMEMCO, INC.
280 Bernardo Ave.
Mountainview, CA 94043

DATA SYSTEMS DESIGN
3130 Coronado Dr.
Santa Clara, CA 95051

DELTA PRODUCTS
15392 Assembly Lane
Huntington Beach, CA 92649

HEATH COMPANY
Benton Harbor, MI 49022

IMS INTERNATIONAL
2300 Lockheed Way
Carson City, NV 89701

INTERFACE, INC.
20932 Cantara St.
Canoga Park, CA 91304

INTERNATIONAL MEMORIES, INC.
10381 Bandlely Dr.
Cupertino, CA 95014

JADE COMPUTER PRODUCTS
4901 West Rosecrans
Hawthorne, CA 90250

LOBO DRIVES INTERNATIONAL
935 Camino Del Sur
Goeleta, CA 93017

MATCHLESS SYTEMS
18444 South Broadway
Gardena, CA 92048

MICROMATION
1620 Montgomery St.
San Francisco, CA 94111

MICROPOLIS
7959 Deering Ave.
Canoga Park, CA 91304

MICRO-SCI
1405 East Chapman, Suite E
Orange, CA 92666

MORROW DESIGNS
5221 Central Ave.
Richmond, CA 94804

NETRONICS RESEARCH & DEVELOPMENT
333 Litchfield Road
New Milford, CT 06776

NORTH STAR COMPUTERS, INC.
1440 Fourth St.
Berkeley, CA 94710

OHIO SCIENTIFIC
1333 South Chillicothe Rd.
Aurora, OH 44202

PERCOM DATA CO.
211 North Kirby
Garland, TX 75042

QT COMPUTER SYSTEMS, INC.
15620 South Inglewood Ave.
Lawndale, CA 90260

QUANTUM CORP.
448 Whitehead Rd., Box 5141
Trenton, NJ 08619

RADIO SHACK
1400 One Tandy Center
Fort Worth, TX 76102

SD SYSTEMS
10111 Miller Rd., Suite 105
Dallas, TX 75228

SMOKE SIGNAL BROADCASTING
31336 Via Colinas
West Lake Village, CA 91361

SOUTHWEST TECHNICAL PRODUCTS CORP.
219 West Rhapsody
San Antonio, TX 78216

TARBELL ELECTRONICS
950 Dovlen Place, Suite B
Carson, CA 90746

VISTA COMPUTER CO.
1401 Borchard St.
Santa Ana, CA 92705

WAMECO
Box 877, 455 Plaza Alhambra
El Granada, CA 94018



This
Christmas
Give
**Radio-
Electronics**[®]

and save \$5.00 on each gift!

You can send a full year's subscription (12 monthly issues) to RADIO-ELECTRONICS for just \$10.00—a \$5.00 saving off the regular newsstand price of \$15.00!


And what a wonderful gift RADIO-ELECTRONICS makes for your fellow electronics enthusiasts, friends, neighbors, relatives, important customers, a teacher, someone living abroad—for anyone, in fact, with a lively interest in what's going on in the ever-changing world of electronics.

To give RADIO-ELECTRONICS this Christmas, simply fill in the attached Christmas Order Form and drop it in the mail today. A special Christmas announcement card in your name will be sent for each gift subscription you order and... we'll bill you after Christmas at the low gift rate.

Radio-Electronics for Christmas! What an electrifying gift idea!

RADIO-ELECTRONICS
Gift Subscription Service
P.O. Box 2520
Boulder, Colorado 80321

DON'T FORGET: Add \$3.00 for Canada, \$7.50 for all other countries, per subscription. All gift subscriptions will start with the January '82 issue. Special price offer for Christmas gifts expires November 30th, 1981. Order Now—Mail this Card today!



Choosing a printer for your personal computer is not the simplest of tasks. The information presented here can make it easier for you to make your decision.

ALL ABOUT PRINTERS

ONCE THE PROUD OWNER OF A PERSONAL COMPUTER HAS learned how to operate his machine, write programs, and beat the computer at some of its games, he tends to turn serious. He'll prepare his taxes, perhaps file his wife's favorite recipes, and use his computer to keep track of his stamp, coin, or record collection. If he owns a business, he may file his inventory, prepare payrolls, and list bills on the computer. At this point he can no longer rely on his CRT display alone for there comes a time when the data from the computer cannot be analyzed sufficiently while the user stares at his display. He needs hard copy, on paper, to put in his briefcase, to carry to meetings and discussions, and to distribute to others involved in decision-making.

So it's off to the computer store to select a printer. And that's where the fun (or frustration) begins. A multitude of different models are available from close to 100 printer manufacturers. Salesmen will confront the puzzled buyer with a flurry of terms such as "dot matrix," "KSR or RO," "daisy wheel," "pin feed," "characters per second," and the like. So, rather than face that bewildering barrage of terms unprepared, it is appropriate for the prospective buyer of a printer costing from hundreds to thousands of dollars to learn a bit about them before taking the plunge.

To start, let's differentiate between a *print head*, a *printing mechanism*, and a *printer*. A *print head* is the component that creates the character on the paper. It can be a dot-matrix impact-type, thermal non-impact-type, or one of a number of other designs. Without the mechanical elements to move that print head to the proper position, without the electronics to control positioning and carriage return, the print head is entirely useless.

The *printing mechanism* is a mechanical assembly, including a print head, with the necessary gears and drive to perform the movements required for printing; it may or may not include a cabinet or electronics section. The *printer* is the complete assembly, including print head, printing mechanism,

cabinet, and the necessary electronics (see Fig. 1).

KSR and RO

Printers can be classified in a number of ways. First, whether they include a keyboard to enable them to send, as well as receive, data. A printer/terminal includes a keyboard that permits the user to input or output data by direct connection to the computer, or via a telephone line and modem. Those two-way units are called KSR (*Keyboard Send/Receive*) printers. Many manufacturers supplying KSR's also market similar assemblies—less the keyboard and output-electronics section—that serve as one-way or *Receive-Only* (RO) printers.

Impact vs. non-impact

Impact printers generate a character by having the print head strike the paper through an inked ribbon; portable and office typewriters are common examples of impact printers. Non-impact printers generate characters without mechanical force; the small thermal printers in some low-cost printing calculators are examples of non-impact printers.

Impact printers have two major advantages over their non-impact rivals: they produce high-quality print, and can provide multiple copies. Their major drawbacks are a high noise-level and low speed. Non-impact printers are quiet and many are low in cost. They generally operate at much higher speeds than impact types. Their drawbacks include the inability to produce more than one copy at a time and the need for relatively expensive paper. Also, their output is frequently less legible than that of impact types.

Impact printers that use solid type-fonts (as opposed to dot-matrix fonts) have their character sets on cylinders, balls (like the IBM *Selectric* print-elements), drums, bands, or wheels. As the computer informs the printer of the character required, that character is moved into position and struck so that an inked ribbon makes an impression on the paper. The next character is then moved into place and the process is

repeated.

Non-impact printers include thermal, electro-sensitive, ink-jet, and laser types. While the latter two are still far too expensive for the personal-computer user, thermal and electrostatic printers are generally available for less than \$1000 and that, coupled with their quietness, makes them well suited to home or small-business applications.

Low-cost printers (under \$400) in those categories may use narrow rolls of paper, similar to those used by printing calculators, that are limited to 32 characters (or columns) per line. Printers costing over \$500 generally accept 8½-inch wide paper and can print 80 or more characters per line.

Generally speaking, printers selling for under \$1000 are of the dot-matrix type (with the exception of used Teletype machines). Dot-matrix printers with special features—like very high speed, or special head or paper-movement capabilities—may be more expensive.

In the \$2000-and-up range are the "solid-character" printers using "golf balls," daisy wheels, or thimbles. They offer very high print quality, suitable for business letters and lengthy reports.

Serial printers vs. line printers

Printers can also be classified as *serial* or *line*. *Serial* printers—which are what we are discussing here—print one character at a time. *Line* printers print an entire line at a time and are generally used where very high volume and speed are required, as in the case of printing thousands—or even millions—of mailing labels or paychecks.

Serial printers have a single print head that moves horizontally across the page, printing one character at a time. If the printer is fast enough, it can print each character as it is received from the computer; otherwise the data must be stored in a *buffer* and fed to the print mechanism more slowly.



FIG. 1—THE MODEL IPS 5000A FROM DATAROYAL is a dot-matrix printer with a 120 cps print speed and a tractor-type paper feed.

Line printers contain many print heads and hammers, or print actuators—one for each column. When an entire line's worth of characters has been stored in the line printer's buffer, the print mechanism is actuated and the entire line printed at once.

Speeds of serial printers are usually given in characters-per-second (cps); speeds of line printers are specified in lines-per-minute (lpm). A low-speed line printer may be rated at 300 lpm, a medium-speed one at 300-600 lpm and a high-speed one at over 600 lpm.

Typically, dot-matrix serial printers operate at speeds in the range of 60-400 cps. "Solid-character" serial printers operate at the rate of 25-60 cps.

Naturally, the high-speed line printers are considerably more expensive than the slower serial printers. The most popular types of line printers are *drum*, *chain*, and *scanning matrix*.

Fully-formed (solid) or dot-matrix characters

Depending on the type of printer used, the characters formed may be either *fully-formed* (solid, typewriter-quality) or *dot-matrix*.

Dot-matrix characters are formed by a series of dots arranged in a matrix measuring from four to seven dots horizontally by seven to nine dots vertically (see Fig. 2-a). Thus, a 7 × 7 matrix could have up to 7 dots in both directions.

continued on page 74

SOME QUESTIONS BEFORE BUYING

Here are some of the points you will have to consider:

1. Will noise be a problem? If so, a non-impact printer is recommended.
2. Will print quality be critical? If the printer is to be used for word processing or for correspondence, a fully-formed-character printer is the best choice.
3. Will multiple copies (for billing, records, etc.) be required? If so, a non-impact printer is ruled out.
4. Will frequent changes of typeface be required? If so, a printer with interchangeable elements ("golf balls" or print wheels), or a programmable matrix-printer, will be needed.
5. Will a lot of printing be done? If so, paper costs could become prohibitive if a thermal or electro-sensitive printer were used. (Also make sure that ribbon

changes on impact printers are simple to accomplish.)

6. How fast does the printer have to be? Speed is directly related to cost—the faster the printer, the more expensive it will be. There also tends to be a tradeoff between speed and print quality—the higher the speed, the lower the quality.
7. What form of paper transport is required? For continuous-form paper, or for multiple copies, pin or tractor feed is the choice.
8. Will the printer be running unattended? If so, it should have alarms and/or shut-off devices to handle "out-of-paper" and other situations.
9. What is the maximum number of columns (characters per line) that will be required?
10. Will both upper and lower case characters be required? Will any special characters or symbols be needed? Make sure they are available.
11. Will a one-way, receive-only

(RO) device be sufficient or will a two way (KSR) unit be required? The obvious choice is a RO printer, but give some thought to future needs.

12. How reliable is the printer manufacturer? How long has he been in business? What have you heard or read about his equipment? A "steal" on a printer whose manufacturer has gone out of business could mean problems should the device require parts or servicing.

Don't be afraid to ask questions—of yourself, of dealers, and of printer owners at local computer clubs. Remember, you'll be spending hundreds—if not thousands—of dollars on a piece of equipment that you'll be depending on for years.

Take your time; call or write to manufacturers for specifications or definitions of terms on their data sheets. And, once you've made up your mind, visit your dealer and ask him to let you get some first-hand experience with the printer you've chosen to make sure it really is right for you.

AH-HA!



EUREKA!

ALL-RIGHT!



Introducing "Popular Computing," the key to understanding.

Now you don't have to be a computer professional to unlock all the mysteries, potential, and pleasures of home and small business computers. *Popular Computing*, the new monthly magazine from McGraw-Hill, is the key.

Created in response to growing demand for our informative quarterly *onComputing*, *Popular Computing* explores every aspect of personal computers and their use. All reported in easy-to-understand nontechnical language.



The answer to "Computerphobia."

Even the most computer-unsophisticated reader will find *Popular Computing* interesting and stimulating. Every issue will contain straight-talking product reviews,

special news briefs, and feature articles by famous guest contributors (like Isaac Asimov). There'll even be a helpful glossary of computer jargon we couldn't avoid using, and much, much more.

Special Introductory Offer.

Send in this coupon today, and take advantage of *Popular Computing's* Special Introductory Offer.



Mail Today to:
POPULAR COMPUTING
P.O. Box 307, Martinsville, NJ 08836

Special Savings: We bill you later. 12 issues for just \$12.97. You save \$2.03 on the basic rate and save \$17.03 on the newsstand rate.

Super Savings: Pay now and save even more. Same 12 issues for just \$11.97. Save \$3.03 on the basic rate and \$18.03 on the newsstand rate.

- Bill Me Later at \$12.97
- Check Enclosed for \$11.97
- Charge \$11.97 to:
 - Visa
 - Mastercard

POPULAR COMPUTING



THE KEY TO UNDERSTANDING

P.O. Box 397, Hancock, NH 03449

CIRCLE 60 ON FREE INFORMATION CARD

Card No. _____
Signature _____
Name (Please Print) _____
Address _____
City _____ State _____ Zip _____

Expires _____

ALL ABOUT PRINTERS

continued from page 72





FIG. 2—DOT-MATRIX CHARACTERS are formed by dots in a matrix as shown in a. The "dots" in the 7 × 9 matrix shown in b form the letter "A".

Characters are determined by the number and positions of the dots within the matrix, as shown in Fig. 2-b. Since the characters are not formed from continuous lines, legibility is not as good as that obtained from printers using fully-formed characters. The more dots used in the matrix, however, the better the appearance will be.

Impact-type dot-matrix printers produce characters using a moveable print-head mechanism that consists of solenoid-actuated pins arranged as shown in Fig. 3. As data arrives from the computer, a character-generator ROM in the printer

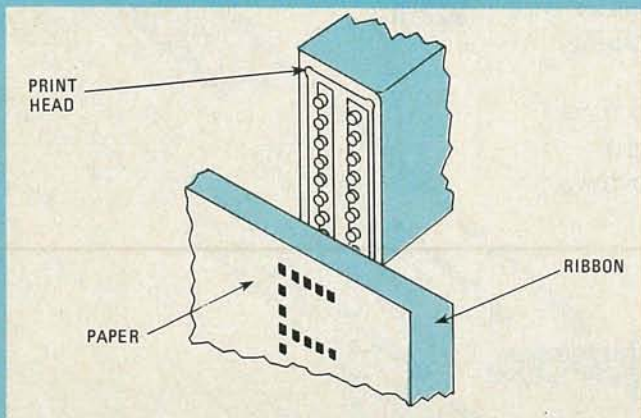


FIG. 3—SOLENOID-ACTUATED PINS produce the dots that form the characters in an impact-type dot-matrix printer.

selects the appropriate dot-pattern for the character to be printed and energizes the solenoids required. The solenoids cause print needles to strike the ribbon and form the dot-pattern on the paper.

Some dot-matrix printers, instead of using a ribbon, make use of a special paper that contains "micro-bubbles" of encapsulated ink. When the bubbles are struck by the print needles they burst and release the ink.

One technique used to obtain higher-quality output from dot-matrix printers involves multiple passes of the print head across the same line, with the head position *slightly* offset for each pass. That allows more dots to be printed and creates denser, more legible, characters. The drawback, of course, is a reduction in print speed.

A recent innovation in the dot-matrix field is the "throw-away" print head. When it wears out—as will eventually happen in any case—no expensive service is needed. You can just unplug the worn-out head yourself and replace it with a new one that costs about \$30.

Cylinders, balls, and wheels

The earliest version of a full-character printer was the cylinder or Teletype, which had its type on a cylinder that rotated along a vertical axis on a moveable carriage, (see Fig. 4). As the computer requests a particular character to be printed, the carriage moves to the correct location on the paper and the cylinder is rotated, and also raised or lowered, to place the proper character into position so that a hammer can strike and force the character against the ribbon, printing the letter on the paper. The Teletype models 33, 35, and 38 are considered noisy, slow, (10 cps) unreliable and difficult to service—but they do fulfill the need for a low-cost printer.

The "golf-ball" print head (see Fig. 5) developed by IBM for its *Selectric* typewriters, contains a full set of characters embossed on a sphere. Printing is performed as the ball strikes an inked ribbon placed between the ball and the paper. When a change in font or typeface is required, ball replacement is simple and the cost for the print elements is low. Speed is relatively slow, about 15 cps, and the mechanism is quite noisy. However, print quality is good, and used, re-conditioned models are available at low cost.

The daisy wheel, introduced by Diablo Systems, Inc. in 1972, is three to five times faster than the "golf-ball" or cylinder types, with speeds of up to 80 cps. Its name is derived from a resemblance to a flower with its petals outstretched (see Fig. 6). The mechanism consists of a central hub which has up to 96 arms, each containing an embossed character. When the required petal or character is rotated into the proper position, a hammer strikes the petal against an inked ribbon to produce the letter-image on the paper. The daisy-wheel elements, available in steel or plastic, come in a variety of typefaces and can be interchanged simply and rapidly. Print quality is very good but noise level is somewhat high.

Thermal, electrosensitive and ink-jet printers

The thermal matrix-printer is a popular form of a non-impact system. As the print head moves horizontally across the

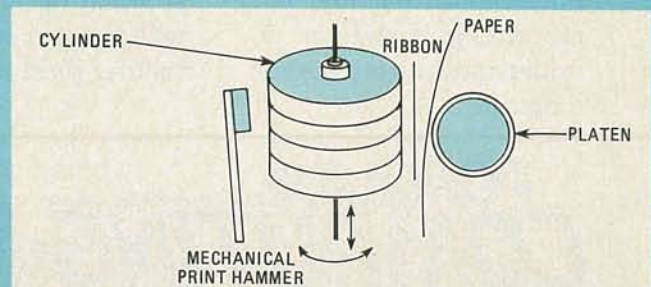


FIG. 4—CYLINDER PRINTERS USE a rotating cylinder on a moveable carriage. When the cylinder is in position, a hammer strikes it to print a letter.

specially manufactured paper, characters are formed as the heating elements in the print head discolor the paper into a dot-matrix pattern. Thermal printers are light, compact and quiet, and the print head is inexpensive and easy to replace. However, the heat-sensitive paper is expensive and only one copy at a time can be produced.

The electrosensitive matrix printer requires a special aluminum-coated paper which forms a dot-matrix pattern when voltage is applied between the print head and a metal plate, burning off the aluminum to expose a black layer below. The paper travels between the print head and the metal plate (see Fig. 7). As data is fed to the print head, electrodes in the print-head housing are pulsed selectively, causing a charge to jump between the electrode and metal plate (rear electrode), creating black dots on the paper and thus the character. Although the electrosensitive printer is inexpensive and its quality is good, paper is expensive and requires delicate handling. A newcomer to this printer family is the laser printer which uses a low-power laser to burn dots off of a specially-treated paper.

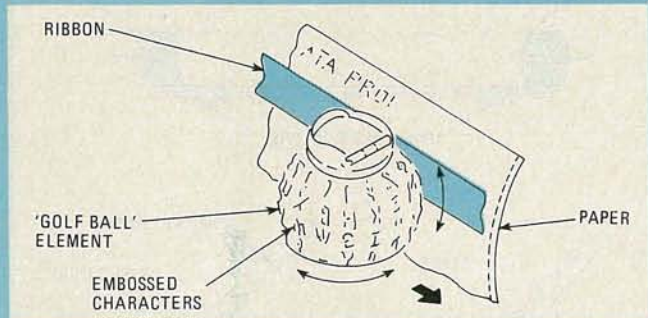


FIG. 5—THE IBM SELECTRIC PRINT HEAD is a "golf-ball" like sphere embossed with a full set of characters.

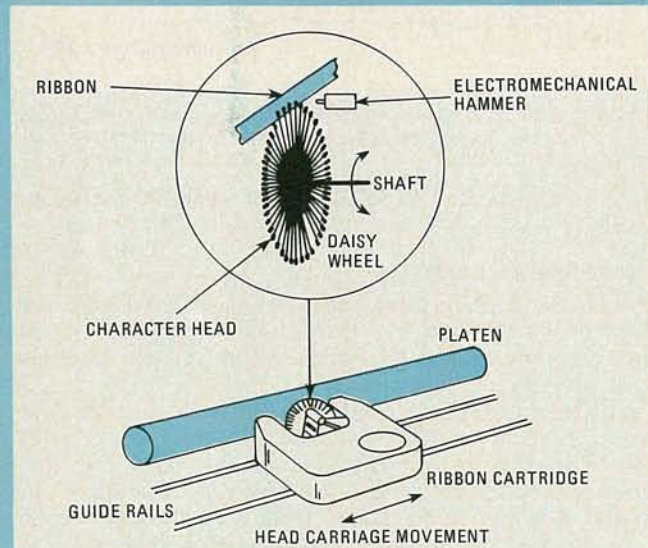


FIG. 6—A DAISY-WHEEL printer is much faster than a Selectric or cylinder-type. The print wheel gets its name from its resemblance to the flower.

Ink-jet printing is a non-contact process. Neither cylinders nor "golf balls" nor ribbons touch the paper. In an ink-jet mechanism, ink is pumped through a tiny nozzle, forming a steady stream of fluid; the nozzle is vibrated to modify the stream into a series of droplets rather than a steady flow. As an individual droplet leaves the nozzle and is directed towards the paper, its position is controlled so that its final placement, relative to other released droplets, will form the desired characters.

Several droplet-placement techniques are in use, including

FOR ONLY \$129.95 Learn Computing From The Ground Up

Build a Computer kit that grows with you, and can expand to 64k RAM, Microsoft BASIC, Text Editor/Assembler, Word Processor, Floppy Disks and more.

EXPLORER/85

Here's the low cost way to learn the fundamentals of computing, the all-important basics you'll need more and more as you advance in computer skills. For just \$129.95 you get the advanced-design Explorer/85 motherboard, with all the features you need to learn how to write and use programs. And it can grow into a system that is a match for any personal computer on the market. Look at these features: **8085 Central Processing Unit**, the microprocessor "heart" of the Explorer/85. (Join the millions who will buy and use the 8080/8085 this year alone). **Four 8-bit plus one 6-bit input/output ports** from which you can input and output your programs, as well as control exterior switches, relays, lights, etc. a cassette interface that lets you store and reload programs you've learned to write. **Deluxe 2,000 byte operating system/monitor** makes it easy to learn computing in several important ways: **It allows simpler, faster writing and entering of programs**. **It permits access by you to all parts of the system so you can check on the status of any point in the program**. **It allows tracing each program step by step, with provision for displaying all the contents of the CPU (registers, flags, etc.)** ... and it does much more!

You get all this in the starting level (Level A) of the Explorer/85 for only \$129.95. Incredible! To use, just plug in your 8VDC power supply and terminal or keyboard/display — if you don't have them, see our special offers below.

- Level A computer kit (Terminal Version) ... \$129.95 plus \$3 P&I.*
- Level A kit (Hex Keypad/Display Version) ... \$129.95 plus \$3 P&I.*

LEVEL B — This "building block" converts the motherboard into a two-slot S100 bus (industry standard) computer. Now you can plug in any of the hundreds of S100 cards available.

- Level B kit ... \$49.95 plus \$2 P&I.*
- S100 bus connectors (two required) ... \$4.85 each, postpaid.

LEVEL C — Add still more computing power; this "building block" mounts directly on the motherboard and expands the S100 bus to six slots.

- Level C kit ... \$39.95 plus \$2 P&I.*
- S100 bus connectors (five required) ... \$4.85 each, postpaid.

LEVEL D — When you reach the point in learning that requires more memory, we offer two choices: either add 4k of a memory directly on the motherboard, or add 16k to 64k of memory by means of a single S100 card, our famous "JAWS".

- Level D kit (CHECK ONE) ... 4k on-board ... \$49.95 plus \$2 P&I.*
- 16k S100 "JAWS" ... \$149.95 plus \$2 P&I.*
- 32k S100 "JAWS" ... \$199.95 plus \$2 P&I.*
- 48k S100 "JAWS" ... \$249.95 plus \$2 P&I.*
- 64k S100 "JAWS" ... \$299.95 plus \$2 P&I.*

LEVEL E — An important "building block"; it activates the 8k ROM/EPROM space on the motherboard. Now just plug in one 8k Microsoft BASIC or your own custom programs.

- Level E kit ... \$5.95 plus 50¢ P&I.*
- Microsoft BASIC** — It's the language that allows you to talk English to your computer! It is available three ways:

- 8k cassette version of Microsoft BASIC (requires Level C and 12k of RAM; minimum, we suggest a 16k S100 "JAWS" — see above) ... \$64.95 postpaid.

- 8k ROM version of Microsoft BASIC (requires Level B & Level E and 4k RAM; just plug into your Level E sockets. We suggest either the 4k Level D RAM expansion or a 16k S100 "JAWS") ... \$89.95 plus \$2 P&I.*

- Disk version of Microsoft BASIC (requires Level B, 32k of RAM, floppy disk controller, 8" floppy disk drive) ... \$325 postpaid.

TEXT EDITOR/ASSEMBLER — The editor/assembler is a software tool (a program) designed to simplify the task of writing programs. As your programs become longer and more complex, the assembler can save you many hours of programming time. This software includes an editor program that enters the programs you write, makes changes, and saves the programs on cassettes. The assembler performs the clerical task of translating symbolic code into the computer-readable object code. The editor/assembler program is available either in cassette or a ROM version.

- Editor/Assembler (Cassette version; requires Level B and 8k (min.) of RAM — we suggest 16k "JAWS" — see above) ... \$59.95 plus \$2 P&I.*

- Editor/Assembler (ROM version, supplied on an S100 card; requires Level B and 4k RAM (min.) — we suggest either Level D or 16k "JAWS") ... \$69.95 plus \$2 P&I.*

8" FLOPPY DISK — A remarkable "building block." Add our 8" floppy disk when you need faster operation, more convenient program storage, perhaps a business application, and access to the literally thousands of programs and program languages available today. You simply plug them into your Explorer/85 disk system — it accepts all IBM-formatted CP/M programs.

- 8" Floppy Disk Drive ... \$499.95 plus \$12 P&I.*
- Floppy Controller Card ... \$199.95 plus \$2 P&I.*
- Disk Drive Cabinet & Power Supply ... \$69.95 plus \$3 P&I.*

- Drive Cables (set up for two drives) ... \$25.00 plus \$1.50 P&I.*

- CP/M 2.2 Disk Operating System: includes Text Editor/Assembler, dynamic debugger, and other features that give your Explorer/85 access to thousands of existing CP/M-based programs ... \$150.00 postpaid.

NEED A POWER SUPPLY? Consider our AP-1. It can supply all the power you need for a fully expanded Explorer/85 (note: disk drives have their own power supply). Plus the AP-1 fits neatly into the attractive Explorer steel cabinet (see below).

- AP-1 Power Supply kit (8V @ 5 amps) in deluxe steel cabinet ... \$39.95 plus \$2 P&I.*

NEED A TERMINAL? We offer you choices, the least expensive one is our Hex Keypad/Display kit that displays the information on a calculator-type screen. The other choice is our ASCII Keyboard/Computer Terminal kit, that can be used with either



1. Plug in Netronic's Hex Keypad/Display
2. Add Level B to convert to S100
3. Add 4k RAM
4. Plug in Level E here; accepts Microsoft BASIC or Editor/Assembler in ROM
5. Add two S100 boards
6. Add your own custom circuits (prototyping area)
7. Connect terminal

- A CRT monitor or a TV set (if you have an RF modulator).
- Hex Keypad/Display kit ... \$69.95 plus \$2 P&I.*
- ASCII Keyboard/Computer Terminal kit featuring a full 128 character set, 8k case, full cursor control, 75 ohm video output, convertible to baud output, selectable baud rate, RS 232-C or 20 mA I/O, 32 or 64 character by 16 line formats ... \$149.95 plus \$3 P&I.*
- Steel Cabinet for ASCII Keyboard/Terminal ... \$19.95 plus \$2.50 P&I.*
- RF Modulator kit (allows you to use your TV set as a monitor) ... \$6.95 postpaid.
- 12" Video Monitor (10MHz bandwidth) ... \$139.95 plus \$5 P&I.*
- Deluxe Steel Cabinet for the Explorer/85 ... \$49.95 plus \$3 P&I.*
- Fan for cabinet ... \$15.00 plus \$1.50 P&I.*

ORDER A SPECIAL-PRICE EXPLORER/85 PAK—THERE'S ONE FOR EVERY NEED.

- Beginner Pak (Save \$26.00) — You get Level A (Terminal Version) with Monitor Source Listing (\$25 value), AP-1, 5-amp. power supply, Intel 8085 Users Manual ... (Reg. \$199.95) SPECIAL \$169.95 plus \$4 P&I.*
- Experimenter Pak (Save \$53.40) — You get Level A (Hex Keypad/Display Version) with Hex Keypad/Display, Intel 8085 User Manual, Level A Hex Monitor Source Listing, and AP-1, 5-amp. power supply ... (Reg. \$279.95) SPECIAL \$219.95 plus \$6 P&I.*
- Special Microsoft BASIC Pak (Save \$103.00) — You get Levels A (Terminal Version), B, D (4k RAM), E, 8k Microsoft in ROM, Intel 8085 User Manual, Level A Monitor Source Listing, and AP-1, 5-amp. power supply ... (Reg. \$439.70) SPECIAL \$339.95 plus \$7 P&I.*

ADD A ROM-VERSION TEXT EDITOR/ASSEMBLER (Requires Levels B and D or S100 Memory) ... \$99.95 plus \$2 P&I.*

- Starter 8" Disk System — Includes Level A, B floppy disk controller, one CDC 8" disk-drive, two-drive cable, two S100 connectors; just add your own power supplies, cabinets and hardware ... (Reg. \$1065.00) SPECIAL \$999.95 plus \$13 P&I.*
- 32k Starter System, \$1045.95 plus \$13 P&I.*
- 48k Starter System, \$1095.95 plus \$13 P&I.*
- 64k Starter System, \$1145.95 plus \$13 P&I.*
- Add to any of above Explorer steel cabinet, AP-1 five amp. power supply, Level C with two S100 connectors, disk drive cabinet and power supply; two sub-D connectors for connecting your printer and terminal ... (Reg. \$225.95) SPECIAL \$199.95 plus \$13 P&I.*
- Complete 64k System, Wired & Tested ... \$1650.00 plus \$28 P&I.*
- Special! Complete Business Software Pak (Save \$625.00) — Includes CP/M 2.2 Microsoft BASIC, General Ledger, Accounts Receivable, Accounts Payable, Payroll Package ... (Reg. \$1325) SPECIAL \$699.95 postpaid.

*P&I stands for "postage & insurance." For Canadian orders, double this amount.

Continental Credit Card Buyers Outside Connecticut:
TO ORDER
Call Toll Free: 800-243-7428
 To Order From Connecticut, or For Technical Assistance, call (203) 354-9375

★ (Clip and mail entire ad) ★

SEND ME THE ITEMS CHECKED ABOVE

Total Enclosed (Conn. Residents add sales tax): \$ _____

Paid by:

Personal Check Cashier's Check/Money Order

VISA MASTER CARD (Bank No. _____)

Acct. No. _____ Exp. Date _____

Signature _____

Print Name _____

Address _____

City _____

State _____ Zip _____

NETRONICS Research & Development Ltd.
 333 Litchfield Road, New Milford, CT 06776

electrostatic deflection, controlled nozzle movement, and controlled paper movement. Another technique involves the use of a number of independent nozzles tightly packed into a print head with selective firing of individual nozzles determining character creation. In the "drop-on-demand" technique, shown in Fig. 8, an electrical signal is converted into a pressure pulse in the ink chamber. That causes droplets of ink to be discharged from the independently controlled ejection chambers and form printed characters.

Serial vs. parallel transmission

Computers transmit data to a printer in either serial or parallel format. In serial transmission, single bits of a byte follow each other in a steady stream; in parallel transmission, all the bits required to define a character are routed along parallel wires at the same time. Therefore, serial transmission is slower than parallel transmission. However, only one communications channel is required for serial transmission which means that serial data can be transmitted over a telephone line; in addition, serial data can be transmitted over a longer distance than parallel data without the need for special amplifying repeaters.

Serial data-transmission can be synchronous or asynchronous. In synchronous transmission, it is necessary for the system to be aware of the exact time-position of each data byte representing a character to be fed to the printer. The flow of characters is split into blocks, with all bits in each block transmitted at equal time intervals. Even if no data is fed during a brief time period, data bits, called "nulls," must be used to fill in the blocks. Stable oscillators act as clocks at both ends of the transmission to maintain synchronization and precise timing. The computer, acting as the transmitter, starts each block with a series of synchronization signals to denote the start of a block and thus synchronize the oscillators; the block is generally ended with an error-checking character.

Asynchronous transmission is less complex and does not rely on precise timing-blocks. The receiver (printer) and transmitter (computer) are synchronized by a "start bit" which is inserted before the bit-pattern for a character and a "stop bit" added after the character. Specific spacing between bytes is not required; however, it is necessary to establish the baud rate, or transmission speed in bits-per-second, between the transmitter and receiver. Commonly

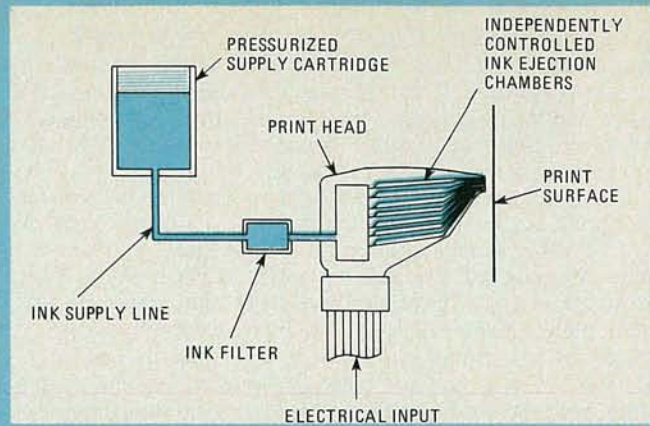


FIG. 8—INK IS DISCHARGED from independently-controlled ejection chambers to form letters in the "drop-on-demand" technique.

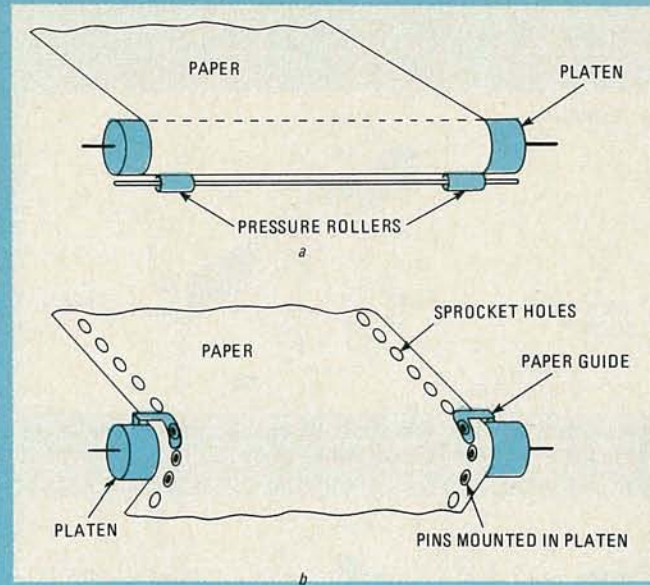


FIG. 9—A FRICTION PAPER-FEED SYSTEM (a) works well if just one copy is required. For multiple copies, a pin-feed system (b) can be used.

used baud rates are 110, 300, 600, 1200, 2400, 4800, 9600, and 19,200.

Paper-feed mechanisms

An important, and commonly overlooked, consideration in printer selection is the paper-transport arrangement. The three common transport mechanisms are friction feed, pin feed, and tractor feed.

In a friction-feed system, like that used in an office typewriter, gear-driven rollers hold and move the paper (see Fig. 9-a). The system is simple and relatively trouble-free, provided a single sheet of paper is used; when multiple sheets are loaded, it is not uncommon for them to become misaligned.

To solve that annoying problem, pin-feed systems (Fig. 9-b) were developed. Metal pins are mounted around the outer rim of the platen and engage holes punched in the outer margins on the paper. That arrangement allows long rolls of paper (with multiple copies if desired) to be used without alignment problems. Since the pins are at a fixed distance apart on the roller, only one width of paper can be used.

To accommodate a variety of paper widths, the tractor-feed mechanism was developed. The pins in the platen are eliminated and adjustable sprockets are connected to two chain-drives that slide on rods extending the width of the paper opening. A gear train, driven by the paper-feed drive-motor, turns the sprockets, which pull the paper as a tractor would pull a cart. The sprockets can be moved and locked to handle any paper width.

R-E

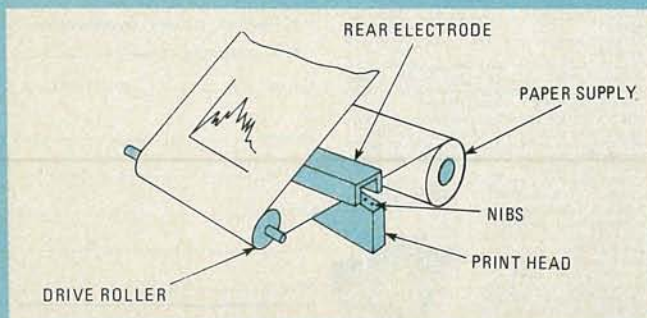


FIG. 7—AN ELECTROSENSITIVE PRINTER uses a spark from the print head to "burn" dot-matrix characters on specially-treated paper.

PRINTER MANUFACTURERS

For more information from the manufacturers listed below, circle No. 98 on the Free Information card inside the back cover.

ANACOM GENERAL CORPORATION
Computer Products Division
1116 E. Valencia Drive
Fullerton, CA 92631

ANADEX, INC.
9825 De Soto Ave.
Chatsworth, CA 91311

APPLE COMPUTER COMPANY
10260 Bandy Drive
Cupertino, CA 95014

AXIOM CORPORATION
5932 San Fernando Road
Glendale, CA 91202

BASE 2, INC.
P.O. Box 3548
Fullerton, CA 92634

CENTRONICS DATA COMPUTER CORPORATION
1 Wall Street
Hudson, NH 03051

C. ITOH ELECTRONICS, INC.
666 Third Ave.
New York, New York 10017

COMMODORE BUSINESS MACHINES
950 Rittenhouse Rd.
Norristown, PA 19403

DATAPRODUCTS
6200 Canoga Ave.
Woodland Hills, CA 91365

DATAROYAL
235 Main Dunstable Road
Nashua, NH 03060

DATASOUTH COMPUTER CORPORATION
4740 Dwight Evans Road
Charlotte, NC 28210

DIABLO SYSTEMS, INC.
24500 Industrial Blvd.
Hayward, CA 94545

DIGITAL EQUIPMENT CORP (DEC)
129 Parker Street
PK3/M18
Maynard, MA 01754

DIP, INC.
745 Atlantic Ave.
Boston, MA 02111

EATON PRINTER PRODUCTS
Technical Industrial Park
Riverton, WY 82501

EPSON AMERICA, INC.
2384 Hawthorne Blvd.
Torrance, CA 90505

GENERAL ELECTRIC COMPANY
GE Drive
Waynesboro, VA 22980

HEATH COMPANY
Benton Harbor, MI 49022

HOWARD INDUSTRIES
1 North Dixie Hwy.
Milford, IL 60953

INTEGRAL DATA SYSTEMS, INC.
Milford, NH 03055

LEAR SIEGLER, INC.
714 N. Brookhurst St.
Anaheim, CA 92803

MALIBU ELECTRONICS
2301 Townsgate Road
Westlake Village, CA 91361

MICROTEK INC.
9514 Chesapeake Drive
San Diego, CA 92123

MPI
4426 South Century Drive
Salt Lake City, UT 84119

NEC INFORMATION SYSTEMS, INC.
5 Militia Drive
Lexington, MA 02173

OKIDATA CORPORATION
111 Gaither Drive
Mt. Laurel, NJ 08057

QUME CORPORATION
P.O. Box 50039
San Jose, CA 94140

RADIO SHACK
1400 One Tandy Center
Fort Worth, TX 76102

SANDERS TECHNOLOGY, INC.
Columbia Drive
Amherst, NH 03061

TELETYPE CORPORATION
5555 Touhy Ave.
Skokie, IL 60077

TEXAS INSTRUMENTS, INC.
P.O. Box 225012
M/S 84
Dallas, TX 75265

TRENDCOM
480 Oakmead Parkway
Sunnyvale, CA 94086

XEROX CORPORATION
Xerox Square
Rochester, NY 14644

XYMEC
17905 Skypark Circle, Suite J
Irvine, CA 92714

COOKUP NEW HOOKUPS FOR YOUR TRS-80

You'll be fascinated by the applications available to you with the TRS-80. All you need is a fairly good understanding of Level II BASIC, and TRS-80 INTERFACING, BOOKS 1 & 2, from Sams.

Book 1 introduces you to the signals within your TRS-80 and how they can be used to control external devices, as well as instructions on how to construct and test several interface circuits.

Book 2 details the more advanced interfacing techniques. You'll learn how to use your computer to drive high current and high voltage loads... how to generate voltage and current signals used in a variety of control applications and much more. Book 2 also contains complete software examples.

If you own a TRS-80, don't be without these two important books. If you order now, you can be cooking up new hookups by this time next week!



Mail to: Howard W. Sams & Co., Inc., 4300 West 62nd St. P.O. Box 7092, Indianapolis, IN 46206. Quantity

TRS-80 Interfacing, Book 1	No. 21633	\$ 8.95	_____
TRS-80 Interfacing, Book 2	No. 21739	\$10.95	_____
Two Volume Set	No. 21765	\$18.50	_____
		Amount of order	\$ _____
		Add handling costs	\$ 2.00
		Add local sales tax where applicable	\$ _____
		Total amount of order	\$ _____

Payment Enclosed Check Money Order
 VISA MasterCard Interbank No. _____
Account No. _____ Expiration Date _____
Name (print) _____
Signature _____
Address _____
City _____ State _____ Zip _____

Call toll-free 1-800-428-3696 for the name of your local Sams Book outlet or to order by phone. Offer good in U.S.A. only. Offer expires 2/28/82. AD119

OCTOBER 1981



MODEMS- COMPUTING via TELEPHONE

Whether it's a printer in Peoria, a terminal in Texas, or a data base in Denmark, your computer can communicate with it using a modem and a telephone.

LIFE CAN BE SIMPLE AND UNCLUTTERED IF YOU ARE CONTENT TO have your keyboard and printer at arm's length from your computer. If you are satisfied writing and running your own programs, with contact to the outside world limited to reading magazine articles, purchasing pre-packaged programs and exchanging ideas with others via computer clubs, letters and/or phone calls, then that's fine.

But should you decide to expand your world, and tie your personal computer to a time-sharing system—or write your output to a distant printer or terminal—you suddenly are involved with data transmission and the need for a modem (Modulator-DeModulator). Your computer can send its data stream to a remote terminal over telephone lines with a modem at each end. The modem at your end converts the digital bits to a more convenient form to transmit over the phone lines, and another modem at the distant location restores the original stream of data bits.

Similarly, if you wish to make use of the rapidly-growing time-shared computer networks, such as the Source or MicroNet a modem must be inserted between your terminal (or computer) and the telephone line.

Why are modems necessary? Why not simply route computer signals along the telephone wires to a peripheral device such as a printer or remote terminal?

Telephone lines were designed to carry audio signals in the 300 Hz to 3500 Hz range. Frequencies below 300 Hz are

attenuated and thus a stream of data pulses routed along such a line would suffer waveform distortion as shown in Fig. 1. Here a logic-pulse train of three 0's is followed by five 1's as shown in Fig. 1-a. If this pulse train were to be transmitted over the telephone lines, then attenuation would result as shown in Fig. 1-b. Many of the logic 1's transmitted over the telephone line would be recognized as 0's at the remote peripheral, with resultant errors.

Since the telephone line is optimized to handle the 300-Hz to 3500-Hz frequency range, it is practical to convert the data bits to sine waves or sinusoidal tones that can be trans-

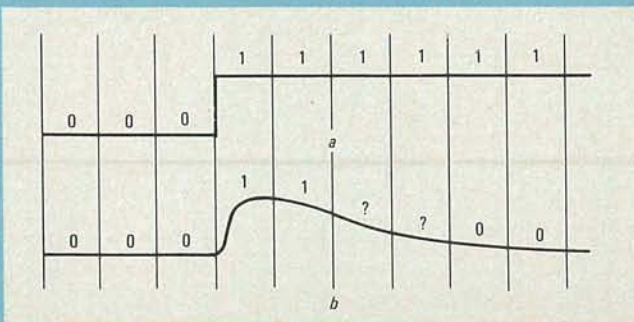


FIG. 1—A STREAM OF DATA PULSES (a) would be distorted (b) if sent over a telephone line because of the bandwidth limitations of that line.

mitted without distortion. Computer data is in the form of pulses—a pulse represents a logic-1 level, the absence of a pulse represents a logic-0 level, as shown in Fig. 2. Thus, a pulse or digital signal has two distinct states with nothing in between.

An analog signal, or sinusoidal signal, is a continuously-varying voltage, as shown in Fig. 3; its frequency and amplitude remain constant as long as nothing is done to alter or modulate it. In that form, the sinusoidal voltage is termed a carrier and, since it is at a fixed frequency and amplitude, it conveys no information. However, if its amplitude were deliberately changed—such as reduced to zero for a few seconds—and then allowed to return to its original condition, it would convey information that some input had caused the change in the carrier.

As an example, the light beam in a photosensitive burglar alarm system sends a steady beam of light from a lamp, across a doorway, to a detector. The beam is a carrier that conveys no information until someone passes through the doorway, interrupting the light beam; the short duration during the absence of light at the detector conveys information that something has changed the carrier. Changing or altering the carrier is termed modulation.




FIG. 2— IN COMPUTER DATA, a pulse represents a logic-1, the absence of a pulse a logic-0.

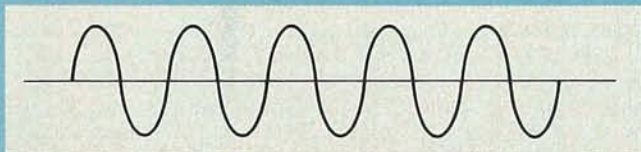


FIG. 3—THE FREQUENCY AND AMPLITUDE of a sinusoidal signal remain constant as long as it is unmodulated.]

AM, FSK, and PSK

The three common techniques used to modulate or alter a fixed-frequency signal (carrier) are: amplitude modulation (AM), frequency modulation (FM), or phase modulation (PM).

With amplitude modulation, Fig. 4, the level or intensity of a constant-frequency sinewave is varied. For example, an increase in amplitude could signify a logic-1 level while a decrease in amplitude would signify a logic-0 level.

In frequency-modulation, shown in Fig. 5, the amplitude of the sinewave is kept constant but the frequency of the carrier is changed. For example, a logic-1 level could be represented by a carrier frequency of 1270 Hz; a 1070-Hz tone could be generated if the logic state changes to a 0. The term FSK (frequency-shift keying) is often used to indicate that the carrier's frequency is shifted between two distinct frequencies to designate logic 1's or 0's.

Phase modulation, shown in Fig. 6, involves instantaneous changes in the phase of the carrier relative to a fixed reference phase angle. A standard sine wave starts at zero amplitude and zero phase angle, rises to a peak positive amplitude at 90 degrees, and drops to zero at 180 degrees before returning to zero at 360 degrees (see Fig. 3.) It is possible to represent a logic-1 level as a signal with a particular phase angle and a logic-0 level as the same amplitude, same frequency carrier but displaced in phase by 180 degrees (see Fig. 6.) A phase-detector circuit can be used to detect the phase of the carrier and thus determine whether a logic 1 or logic 0 is present. That technique is called PSK or Phase-Shift Keying.

It is possible to combine amplitude modulation (AM) that has two states (high or low) with phase modulation, which

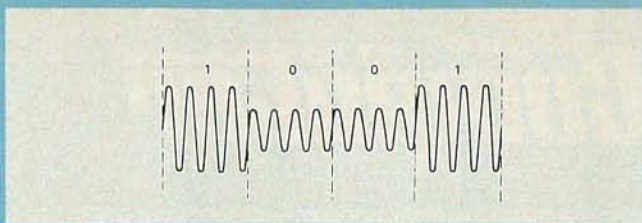


FIG. 4—IN AMPLITUDE MODULATION (AM), a change of amplitude is used to convey information.

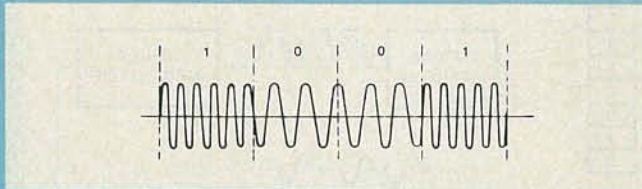


FIG. 5—THE FREQUENCY OF A CARRIER is varied while the amplitude is held constant in frequency modulation (FM).

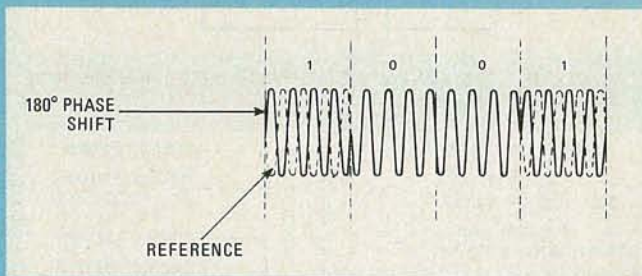


FIG. 6—IN PHASE MODULATION (PM) if a logic-1 is a signal with a particular phase angle, a logic-0 is the same signal shifted in phase 180 degrees.

can be extended to four phase shifts, to provide eight signal-state conditions; that technique is termed quadrature phase modulation. Using that technique, data rates as high as 9600 bits-per-second are achieved.

Frequency modulation or FSK is most commonly used for modems operating at 300 bits-per-second or less.

Parallel-to-serial interface

Letters or characters generated by a computer are generally coded in an 8-bit ASCII (American Standard Code for Information Interchange) set. ASCII is a seven-bit code with 128 combinations for letters, numerals, and control functions. During serial transmission, the ASCII code is sent as an eight-bit word, with the additional bit used for parity or error checking. Those bytes of information, containing eight bits or pulses, cannot be sent over the conventional two-wire telephone line; the parallel or simultaneous transmission of bits must first be converted to a serial transmission, with bits moving along the phone line one at a time. The necessary parallel-to-serial conversion is performed by a RS-232 serial interface.

Assume that the computer is transmitting the letter "r", represented by 01010010 in the ASCII code: The serial interface would accept the simultaneous group of bits and output them one bit at a time, as shown in Fig. 7. The string of bits would be represented by voltage levels of 0 and +5 for a logic 0 and a logic 1, respectively. Those pulses would then be fed to the modem that would convert them into audio tones. Those audio tones would be transmitted along the phone lines to the distant computer or terminal, where a receive modem would convert or demodulate the audio tones to their binary equivalents.

The RS-232 interface standard, adopted by the Electronic Industries Association (EIA), is the equivalent of the international CCIT TV24 standard. The 25-pin connector arrange-

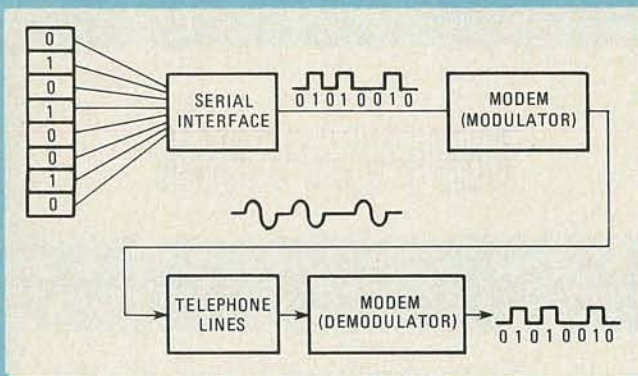


FIG. 7—ALL OF THE COMPONENTS required for serial communications are shown in this generalized block diagram.

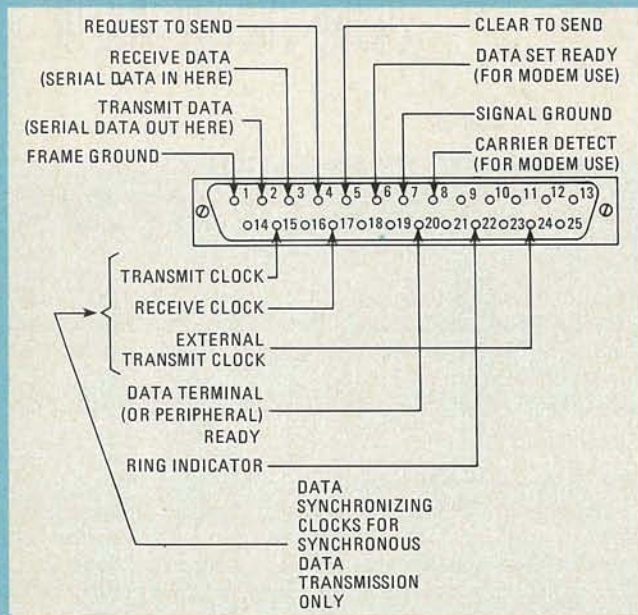


FIG. 8—THE FUNCTION OF EACH PIN in the RS-232 interface standard is shown here. The ± 12 -volt input shown in Table 1 have been omitted.

TABLE 1—MODEM INTERFACE FUNCTION

PIN NUMBER	SYNCHRONOUS	ASYNCHRONOUS
1	Frame ground	Frame ground
2	Transmit data	Transmit data
3	Receive data	Receive data
4	Request to send	Request to send
5	Clear to send	Clear to send
6	Data set ready	Data set ready
7	Signal ground	Signal ground
8	Carrier detect	Carrier detect
9	---	+12V
10	---	-12V
15	Transmit clock	
17	Receive clock	
20	Data terminal ready	Data terminal ready
22	Ring indicator	Ring indicator
24	External transmit clock	

ment used for modems involved with serial data transmission is shown in Fig. 8. Table 1 lists the pin functions for modems that are used for synchronous and asynchronous transmission.

Although EIA does not define how data is to be transmitted, it does define the control functions and their use. It also standardizes the pin connections on a 25-pin interface connector; the computer or terminal holds the male connector while the modem uses the female 25-pin connector. Terminals can be connected to a computer if cable length is less than 50 feet; for lengths extending to hundreds of feet, errors due to lost bits or extraneous noise-pickup may compromise the system.

If distances within a building involving several terminals exceed 50 feet, line drivers may be used at each terminal and at the computer. The line driver is basically a signal converter to amplify digital signals routed from an RS-232 interface connector; twisted-pair wires can be used between line drivers.

Simplex, half duplex, full-duplex

Data can be transmitted between a computer's I/O port and a peripheral device by simplex, half-duplex (HDX), or full duplex (FDX) modems. Simplex modems allow transmission in one direction only and thus are not often used. In a half-duplex system, data may be sent in either direction but not simultaneously. With full-duplex modems, transmission can take place in both directions at the same time. With full-duplex, two telephone channels are required, while simplex and half-duplex modems require only one. Most modems are designed for either half-duplex or full-duplex operation.

Modems are available for long-haul (extremely long distances) or short-haul (relatively limited distances). Long-haul modems are capable of satisfactory performances over thousands of miles of regular telephone or leased lines. Short-haul modems, generally slightly less expensive than long-haul versions, are designed to operate over limited distances with short, leased lines. There is no specific industry standard or definition for short- or long-haul distances. Modems may be classified by the speed of operation with these definitions. Low-speed: up to 600 bits per second; medium-speed: up to 2400 bits-per-second; high-speed: up to 9600 bits-per-second; and wideband: above 9600 bits-per-second. It is common to refer to data-transmission speed as baud or bits-per-second; however, this is strictly true if the transmission system only involves two signal states (on or off), as is the case with a computer.

Peripherals, such as a slow-speed printer, must operate at the same baud rate as the modem. Thus modems with multiple transmission rates may include a switch (or wiring connections) to match the data-transfer rate of the modem to the printer. For most installations, modems are hooked up to a dial-up line in a standard telephone network or perhaps an AT&T leased line; for short distances, one or several twisted pairs of wires may be used. When modems are used with the Bell telephone network, signals are limited to a specified level to avoid line overload and interference. Modems carrying FCC approval can be connected directly to the phone lines; otherwise, users must include a Data Access Arrangement (DAA), which is an FCC-approved interface, between the modem and telephone circuit.

Here's a simple example of how a modem would transmit and receive data in a full-duplex system (see Fig. 9).

The ASCII output from the computer, converted to serial form, is routed to the send modem that converts the logic state of 0 to a frequency of 1070 Hz and a logic 1 to 1270 Hz. The frequency-shifted (or FSK) signals are then sent along the telephone lines to a distant location where a receive modem accepts the signals from the telephone line via a band-pass filter that passes signals in the range of 950 to 1500 Hz and rejects all other frequencies. The 1070-Hz tones are

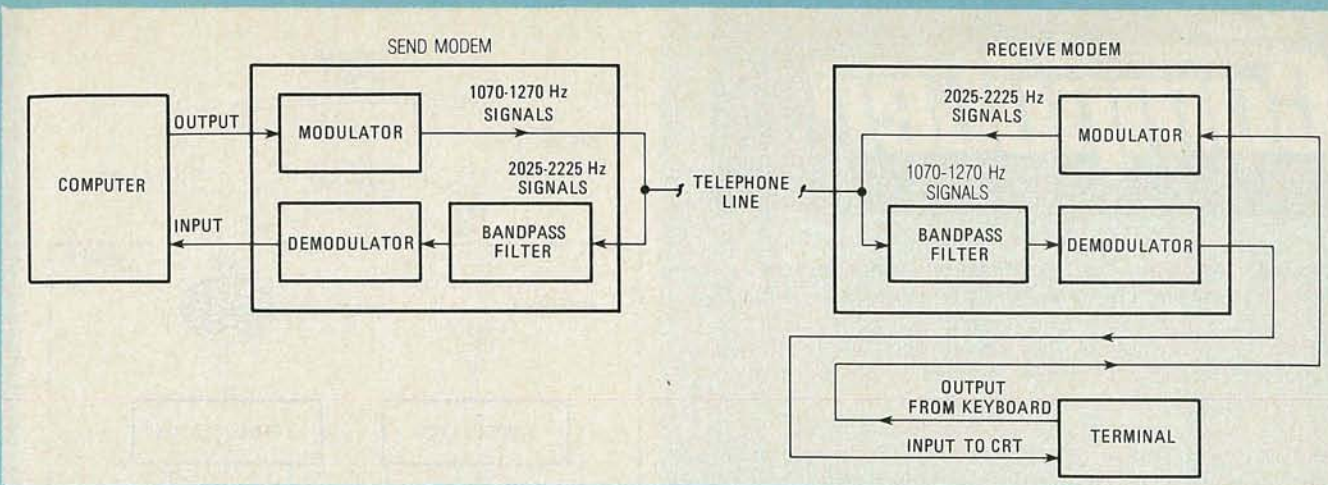


FIG. 9—THIS BLOCK DIAGRAM SHOWS how a modem would be used to transmit and receive data in a full-duplex system.

converted back to logic 0's and the 1270-Hz audio signals to logic 1's, restoring the original string of ASCII-coded pulses.

Now, the operator at the distant location may wish to send data or instructions back to the main computer to answer or respond. The keyboard output, in the form of ASCII-coded pulses, is fed to the modulator at the receiver modem where a logic 0 state generates a 2025-Hz audio tone and a logic 1 develops a 2225-Hz tone. Those audio signals are sent back, along the same telephone wires, to the main computer. At the main computer, a bandpass filter accepts the 2025-Hz and 2225-Hz signals and rejects other tones before they reach the demodulator. At the demodulator, the 2025-Hz and 2225-Hz tones are converted back to their logic 0's and logic 1's. Since two different sets of frequencies (1070-1270 Hz and 2025-2225 Hz) are used together, specially-designed bandpass filters are required to make the full-duplex system feasible using only one set of telephone lines.

Some modems on the market are available as originate only or answer only; although those units are less expensive than modems that include both originate and answer, they are obviously limited in performance.

An originate-only modem converts the logic 1's and 0's to the 1070/1270-Hz tones that are sent over the telephone lines. It cannot, however, receive tones in that frequency range. It can only receive tones in the 2025/2225-Hz tones. Therefore, two originate-only modems cannot talk to each other. This type of modem is the kind that you will probably use with your home computer.

An answer-only modem converts logic 1's and 0's to the 2025/2225-Hz tones, but it cannot receive these tones. It can only receive 1070/1270-Hz tones. Some answer-only modems have the capability to answer the telephone and connect the computer to the telephone line. A modem with answer and originate capabilities can both send and receive data on both tone pairs. That kind of modem can therefore, carry on a conversation with either an originate-only or an answer-only modem.

Synchronous vs. asynchronous transmission

Data is in the form of a stream of logic 1's and 0's, representing letters, numbers, and symbols. As they are transmitted over the telephone lines, some method of synchronization—either synchronous or asynchronous—at the sending and receiving ends is required to maintain the bit code.

Asynchronous transmission involves defining the beginning and end of each individual character or 8-bit byte sent over the lines. The word asynchronous can be misleading since it implies no synchronization. Actually, a begin and end (or start and stop) bit is inserted between each 8-bit word to synchronize the transmitter and receiver; a parity bit is included to detect errors.



THE MODEL VA3451 direct-connect modem from Racal-Vadic.

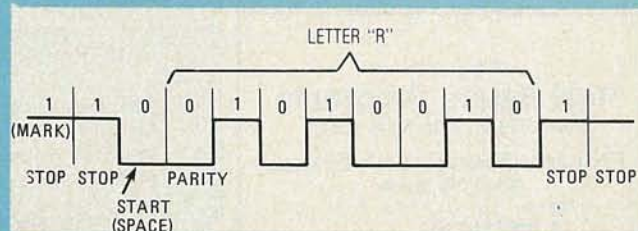


FIG. 10—AN ASYNCHRONOUS TRANSMISSION of the letter "R" with start, stop, and parity bits.

Synchronous transmission does not involve individual timing signals for each character; instead, timing signals are provided for long, lengthy stretches or blocks of data flow. Thus, there are no start and stop bits between characters.

Binary data transmission may be expressed as one of two conditions, mark for a binary 1 and space as binary 0, shown in Fig. 10. In asynchronous transmission, the transmitter rises to a mark condition at the end of each byte and remains at that level until the next byte is heralded by a space; thus, the mark at the end of the byte is the stop bit and the space at the beginning of the byte is the start bit. Those two synchronization bits permit the receiver at the end of the line to lock in or sync with the transmitter. However, an 8-bit byte requires an additional two bits to signal when a byte is arriving and is completed; those bits do not convey data and thus the system is relatively inefficient. The clock or timing signals at the transmitter and receiver are synchronized or locked each time a byte arrives; there may be lengthy periods (in the fast nanosecond world of computers) when bytes are not transmitted. However, as a new byte appears, synchronization will again take place. Asynchronous transmission of the letter "R" with start, parity, and stop bits

included, is shown in Fig. 10. If data bits would be sent in a continuous stream, efficiency would be increased. For high-speed data, synchronous transmission is used whereby the transmitter clock triggers the receiver clock and is allowed to run for a lengthy sequence of bytes or blocks of data. Bytes are transmitted in a rapid, steady stream; in the event that gaps occur in the data flow, the transmitter must inject idle-bytes to maintain synchronization. The synchronous transmission system is initiated by a predetermined bit pattern or code sent by the transmitter.

Hard-wired modems vs. acoustic couplers

Modems are available either as hard-wired (sometimes called direct connection) or acoustic coupled. The hard-wired units are connected to the telephone lines directly by means of a plug fitted into the telephone's wall jack. An acoustic coupler, shown in Fig. 11, is designed to accept the telephone handset physically; the analog/digital signals entering and leaving the telephone lines are fed to the modem through tight-fitting, soundproof rubber cups to reduce external noise that might enter and upset transmission. ASCII input (in serial form) from the computer is fed to the modulator which converts logic-0's and 1's to either of two tones, FSK audio signals are converted to logic-1's and 0's by the demodulator to reproduce the ASCII coded information.

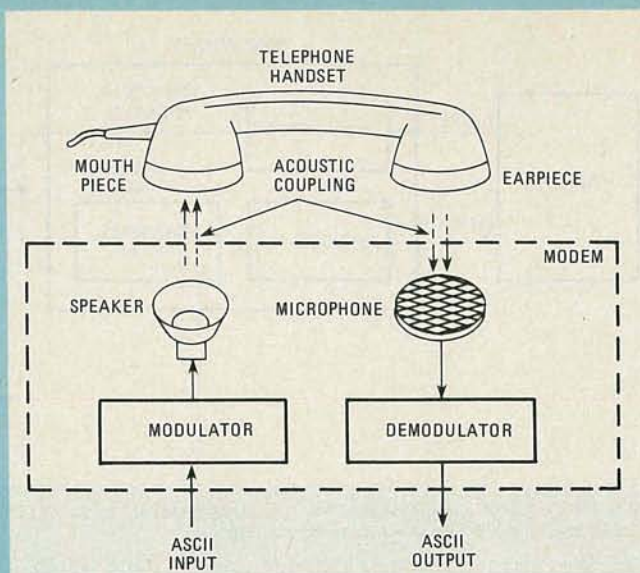


FIG. 11—AN ACOUSTIC COUPLER is designed to pass and receive information through a telephone's handset.

tightly pressed against the mouthpiece of the telephone handset; the audio tones are then transmitted along the phone lines. Assuming that a full-duplex system is used, incoming audio tones reach the earpiece of the handset, which is closely coupled to a microphone. The two-tone FSK audio signals are converted to logic 1's and 0's by the demodulator to produce the ASCII coded information sent by the distant computer or terminal.

Hard-wired modems are generally more expensive than acoustic coupled types; however, they are not susceptible to external noise interference. A list of manufacturers supplying modems is shown in Table 2.

R-E

— Professional —
Real Estate Programs
For APPLE, TRS-80 & PET
Property Management System
(32K, 1 Disk Systems)

Features:

- Tenant Information
- Late Rent Reports
- YTD & Monthly Income
- Handles —
 - Partial Payments
 - Returned Checks
 - Advance Payments
- 5 Digit Expense Accounts
- Building Expense Report
- Vendor Expense Report
- Income Tax Report
- All Reports Can Be Printed
- Complete Documentation
- Easy Data Entry & Edit
- Vacancy Report

Price \$275.00

Real Estate Analysis Modules:
(Cassette or Disk)

- 1) Home Purchase Analysis
- 2) Tax Deferred Exchange
- 3) Construction Cost/Profit
- 4) Income Property Cashflow
- 5) APR Loan Analysis
- 6) Property Sales Analysis
- 7) Loan Amortization

\$35.00 Per Module



At Computer Stores Everywhere
Or Order: COD Direct
(Cal Residents Add 6% Sales Tax)
(213) 372-9419

Dept. RE, 1116 F 9th St., Manhattan Beach, CA 90266

CIRCLE 21 ON FREE INFORMATION CARD

**TABLE 2—DIRECTORY
OF MODEM MANUFACTURERS**

To receive information from the manufacturers listed below, circle No. 99 on the Free Information Card inside the back cover.

APF ELECTRONICS, INC.
1501 Broadway
New York, NY 10036

ATARI, INC.
1265 Boregas Avenue
Sunnyvale, CA 94086

BIZCOMP
Box 7498
Menlo Park, CA 94025

HAYES MICROCOMPUTER PRODUCTS
5385 Peachtree Corners East
Norcross, GA 30092

HEATH COMPANY
Benton Harbor, MI 49022

LEXICON CORPORATION OF MIAMI
1541 NW 65th Avenue
Plantation, FL 33313

LIVERMORE DATA SYSTEMS
2050 151st Place NE
Redmond, WA 98952

THE MICROPERIPHERAL CORP.
2643 151st Place NE
Redmond, WA 98052

MULTI-TECH SYSTEMS, INC.
82 Second Avenue SE
New Brighton, MN 55112

NOVATION
18664 Oxnard St.
Tarzana, CA 91356

OHIO SCIENTIFIC
1333 South Chillicothe Road
Aurora, OH 44202

QUEST ELECTRONICS
P.O. Box 4430E
Santa Clara, CA 95054

RACAL-VADIC INC.
222 Caspian Drive
Sunnyvale, CA 94086

RADIO SHACK
1400 One Tandy Center
Fort Worth, TX 76102

TNW CORP.
3351 Hancock St.
San Diego, CA 92110

US ROBOTICS
203 N. Wabash, Suite 718
Chicago, IL 60601

UNIVERSAL DATA SYSTEMS
5000 Bradford Drive
Huntsville, AL 35805

SETTING UP A SYSTEM

*Choosing a computer system is very much like getting married—
it pays to give it a lot of thought first.
Consider these points when making your choice.*



```
ATARI ACCOUNTANT:
MICK WALLACE
HOWARD ROBERT ALLEN

QUEUE COMPANYS:
  1) NEW QUEUE      2) CASH QUEUE

DATA ENTRY COMMANDS:
  1) PURCHASE ORDERS
  2) PURCHASES
  3) INVOICE REGISTER
  4) INVENTORY ADJUSTMENTS
  5) GENERAL JOURNAL

COMMAND QUEUE: 000
ENTER COMMAND NUMBER OR 000: 1 0
```

WELL, THAT FATEFUL DAY HAS FINALLY ARRIVED: YOU'VE gotten up your courage and decided to go out and buy a home computer system. Just one problem remains—what do you do first? The answer is simple: Ask questions!

Ask questions about the system you intend to buy; ask questions about any dealer that you may do business with; ask *any* question that may help you make an intelligent choice, but most important, ask those questions and get them answered *before* you spend the first dollar.

What questions should you ask? That all depends on your requirements, but the ones listed in "Before you Buy A Computer" elsewhere in this article can serve as a good starting point. Use those questions as a checklist for some of the basic things to consider before making your purchase.

One more point: When you think you know what it is you intend to do with your computer, define your requirements in as much detail as you can. Simply saying that you want your computer to help you with your business is not enough. The more information you can provide a good computer salesman regarding your needs (For example: If you're going to be using it to keep an inventory, how many different items and categories will be involved?), the better he will be able to help you find the system best suited to you.

Putting your system together

Of course there's more to a computer system than just a computer. What's more, the peripherals, software, and incidentals that make up a system can often cost more than the computer itself. The most important thing to keep in mind when you are putting your system together is that the peripherals must be compatible with your computer—otherwise they are worse than useless!

Don't always believe what you're told at the store about compatibility; although most computer salesmen are knowledgeable, there are a few who probably know less than you do. Also, just because a manufacturer says that his product is compatible with a particular system does not necessarily mean that it is.

There are many instances where ambiguous specifications or sudden hardware or software changes have crossed up the best of intentions. If you want to play it safe, insist on seeing a demonstration of all the components of the system you intend to purchase working together. By the way, the same advice holds true for the computer itself—if the computer is delivered in a factory-sealed box, *don't accept it!* All too often, a computer is damaged in transit, so, unless the idea of bringing that bulky box back to the store (and waiting for repair or a replacement) doesn't bother you, it is advisable to have the salesman open the box and make sure the computer is working properly before you take it home.

What you'll need

Let's look at some of the peripherals that you'll need to get the best use out of your computer. For instance, unless you purchase a computer with an integral video monitor (such as the *PET*), you'll need some way to view your programs and their results.

Using your television set is one solution, and that is what is done in many cases. There are some limitations to that approach however, the most serious of which is that the bandwidth of most TV receivers restricts the display size to lines of about 40 characters. If that's all you'll need, fine; otherwise you'll have to obtain a video monitor. With some systems you may require a terminal, which combines a video monitor with a keyboard. Also, if color graphics are important to you, be certain that the monitor you choose is appropriate.

What about disk drives? If you need them, it's best to buy the kind that are already assembled and need only to be plugged in. Unless you are experienced in computer electronics, the do-it-yourself units can be more trouble than they are worth.

A printer is a necessity if you're going to require "hard copy" from your computer. There are two types of printer interfaces: serial and parallel. They differ in the way that they accept information from the computer. A serial printer is recommended if the unit is going to be located more than a few feet from the computer, but it requires an RS-232 interface. Some computers have an RS-232 interface built in, and if yours does, you're all set; if yours doesn't, that is another accessory that you are going to need.

An RS-232 interface is also required if you intend to use your computer with a modem, to communicate with other computers over the telephone.

Everything that we've discussed so far has one thing in common—it all has to be plugged into a 117-volt source... which also means that in the event of a power failure, it will all stop working. If you are in an area where power failures are common, or if your computer system is going to be in continuous use, consider getting a battery-powered backup supply. It can keep things going for about 15 minutes, enough time to shut everything down in an orderly fashion without losing any data. Also, if the power lines in your area are subject to electrical-spike noise, a transient filter would be a good investment.

While we're on the subject of power, you should take care not to overload your computer's power supply. Some computers can accept plug-in boards such as disk controllers, additional memory, communications interfaces, etc. It is possible, in some cases, to plug in a combination of boards that will draw more current than the computer's power supply is designed for. The result is erratic operation at best, and total failure at worst.

Software and incidentals

What we said earlier about peripherals also holds true for software: Make sure it's compatible with your system and that it does everything you expect it to! Have the dealer demonstrate the package in the store and put it through its paces. (Taking this step can also save you some of the time and effort it would take to figure out how it works by yourself.) And when setting up your system, don't forget the incidentals such as paper; disks or cassette tapes, and a place to store them, and the like.

While much of what we've discussed here is simple common sense, in the excitement of buying a computer many people tend to overlook the simple things that are really important. Don't be timid—if you are unsure of anything, ask about it before you buy. Bear in mind what you've just read and you'll greatly increase the chances of making the right decisions. Happy computing!

R-E

BEFORE YOU BUY A COMPUTER

Below are some basic questions that you should have the answers to before you purchase any personal computer. Use them as a starting point and add any that are pertinent to your special requirements.

Questions about your computer

1. Is the software you require available for the computer or would you be required to write it yourself?
2. Is the computer supported by software from outside vendors or would you be required to buy it from the manufacturer?
3. Is the manufacturer's documentation (manuals) reasonably complete?
4. Will the dealer and/or manufacturer assist you if you run into problems?
5. Is there a user's group for that particular computer in your local area?
6. Are many manufacturers producing compatible hardware for that computer?
7. What has the hobby press said about the computer?
8. Does that computer have a history of user problems?
9. Is the display's line length long enough? If it isn't, can it be extended?
10. Can the computer grow with your needs? Can additional memory, disk drives, etc. be added as the need arises?
11. If graphics are important, can the computer support them?
12. If color is important, can the computer support it?
13. Does the computer have a standard typewriter keyboard?
14. Does the computer support upper and lower case characters? If not, are accessories available that will enable it to?
15. Does the computer have all the interfaces that you will require, and if not, are they available at a reasonable price?

Questions about your dealer

1. What is his reputation? Will he give you a list of satisfied customers that you can check out?
2. Has he been in business long?
3. Is he responsive to customer needs?
4. Does he have the technical expertise to assist you if trouble should arise?
5. Does he have an in-store service facility?
6. Can he offer a service contract that offers fast response and includes use of a loaner system if yours should go down for more than a day?
7. Does he have a wide selection of software and does he know how to use it?
8. Does he offer training classes?

NEW 16 K-RAM PERSONAL COMPUTER

\$229

SPECIAL FACTORY SALE!!

For \$229, you get the new Interact Model "R" Computer, 16K-RAM, 2K-ROM, 8080A Microprocessor, color, sound, full 53 keyboard, high speed cassette, AC adapter, R.F. Modulator, Black Console Case, 90 days parts and labor warranty, owners' guide, FCC approved.

SPECIAL FACTORY PACKAGE SALE \$319.

(Lists for over \$740.00)


Everything you get for \$229. PLUS: Level II users manual, Level II basic program tape, Level II command cards, Level II basic examples book, two 8 axis controllers, Diagnostic program tape, Diagnostic manual, Service manual, Cassette head Alignment tape, Schematics and parts list, Service and warranty money saver card, PLUS 3 tape programs (everything you need to learn to operate, program and service your computer)

15 DAY FREE TRIAL Return within 15 days complete and undamaged for refund of purchase price.

DON'T MISS THIS FANTASTIC SALE!! ORDER NOW! Send certified check, money order, or check to: **PROTECTO Enterprises, Box 550, Barrington, Ill. 60010** (Phone 312-382-5244 to order). WE HONOR VISA AND MASTER CARD ORDERS. Add \$15 for insurance, handling and shipping via UNITED PARCEL SERVICE. Illinois Residents add 6% Sales Tax.

CIRCLE 70 ON FREE INFORMATION CARD

THE TSE-HARDSIDE 1982 MICRO-COMPUTER BUYER'S GUIDE



is now available! We've included such valuable information as print samples from each of the printers we carry, feature-by-feature comparisons of Micro-Computer systems in an easy-to-read table format, an informative article on Micros, and pages and pages of complete product descriptions.

We're making this valuable reference available for only \$2.95 (refundable on your next purchase from TSE-HARDSIDE.) Charge customers are welcome to call our toll-free number: 1-800-258-1790 (in NH call 673-5144) THE TSE-HARDSIDE 1982 MICRO-COMPUTER BUYER'S GUIDE will soon arrive at your address via first class mail.

Send to:

TSE-HARDSIDE
Dept. C, 14 South Street
Milford, NH 03055

Yes! Send me the RE10
TSE-HARDSIDE 1982 Micro-Computer Buyer's Guide.

I've enclosed \$2.95 Please send only your FREE Price List

Charge to my credit card MasterCard Visa

Card No. _____

Interbank No. _____ Exp. Date _____

Signature _____

Name _____

Address _____

City _____

State _____

Zip Code _____

CIRCLE 69 ON FREE INFORMATION CARD

EQUIPMENT AND TRAINING NO OTHER SCHOOL CAN MATCH.

**NTS HOME TRAINING INVITES YOU TO EXPLORE MICROCOMPUTERS,
DIGITAL SYSTEMS AND MORE, WITH STATE-OF-THE-ART EQUIPMENT
YOU ASSEMBLE AND KEEP.**

Without question, microcomputers are the state of the art in electronics. And NTS is the only home study school that enables you to train for this booming field by working with your own production-model microcomputer.

We'll explain the principles of troubleshooting and testing your microcomputer and, best of all, we'll show you how to program it to do what you want.

You'll use a digital multimeter, a digital logic probe and other sophisticated testing gear to learn how to localize problems and solve them.

Send for the full color catalog in the electronics area of your choice—discover *all* the advantages of home study with NTS!

NTS also offers courses in Auto Mechanics, Air Conditioning and Home Appliances. Check card for more information.



We believe that training on production-model equipment, rather than home-made learning devices, makes home study more exciting and relevant. That's why you'll find such gear in most of NTS's electronics programs.

For instance, to learn Color TV Servicing you'll build and keep the 25-inch (diagonal) NTS/HEATH digital color TV.

In Communications Electronics you'll be able to assemble and keep your own NTS/HEATH 2-meter FM transceiver, plus test equipment.

But no matter which program you choose, NTS's Project Method of instruction helps you quickly to acquire practical know-how.



Simulated TV Reception

4.

3.

1. The NTS/Rockwell AIM 65

Microcomputer A single board unit with on-board 20 column alphanumeric printer and 20 character display. A 6502-based unit 4K RAM, expandable. 2. **The NTS/KIM-1**

Microcomputer A single board unit with 6 digit LED display and on-board 24 key hexadecimal calculator-type keyboard. A 6502 based microcomputer with 1K RAM, expandable.

3. **The NTS/HEATH H-89 Microcomputer** features floppy disk storage, "smart" video terminal, two Z80 micro-processors, 16K RAM memory, expandable to 48K. 4. **The NTS/HEATH GR-2001 Digital Color TV (25" diagonal)** features specialized AGC-SYNC muting, filtered color and new solid-state high voltage tripler rectifier.

NTS NATIONAL TECHNICAL SCHOOLS

TECHNICAL-TRADE TRAINING SINCE 1905
Resident and Home-Study Schools
4000 SO. FIGUEROA ST., LOS ANGELES, CA. 90037



NATIONAL TECHNICAL SCHOOLS

4000 South Figueroa Street, Dept. 206-101
Los Angeles, California 90037

Please rush FREE color catalog on course checked below

- | | |
|---|---|
| <input type="checkbox"/> MicroComputers/MicroProcessors | <input type="checkbox"/> Auto Mechanics |
| <input type="checkbox"/> Communications Electronics | <input type="checkbox"/> Air Conditioning |
| <input type="checkbox"/> Digital Electronics | <input type="checkbox"/> Home Appliances |
| <input type="checkbox"/> Industrial Technology | <input type="checkbox"/> Color TV Servicing |

Name _____ Age _____

Address _____

Apt. _____ City _____

State _____ Zip _____

- Check if interested in G.I. information.
 Check if interested ONLY in classroom training in Los Angeles.

A DYNAMIC NOISE REDUCTION SYSTEM

When you want to reduce noise in non-encoded material, or when the noise is in the program source itself, this new noise-reduction system promises to be the number.

LEN FELDMAN
CONTRIBUTING HI-FI EDITOR

BASICALLY, THERE ARE TWO WAYS TO reduce noise in any sound system. The first of those is generally referred to as a complementary, or companding type. In it, signal encoding takes place before transmission or recording; the signal is decoded during playback. The second type of noise-reduction system is referred to as non-complementary, or single-ended; it operates during playback only. As a result, it does not require any special encoding of the program material.

For consumer audio equipment, the most popular noise-reduction system to date has been the *Dolby B* system, which falls into the first (complementary) category. While *Dolby B* provides only 10 dB of noise reduction at high frequencies (not enough to make tape hiss totally inaudible), it's widely accepted because it is a "compatible" noise-reduction system. That is, one can listen to a *Dolby*-encoded program source without using a *Dolby* decoder and still find the music acceptable.

However, the fact that *Dolby B* does not render tape hiss completely inaudible has prompted other designers to come up with companding systems that deliver greater amounts of noise reduction. Among those are the *dbx* companding system and, more recently, the *Dolby C* system. The *dbx* system offers over 35 dB of noise reduction while the new *Dolby C* system cascades two *Dolby B* circuits (with some other circuit refinements) and delivers 20 dB of noise reduction in the mid and high frequency bands.

Over the years, some designers have concentrated on single-ended, or non-complementary noise-reduction systems as well. Perhaps the best known

of those is the *Dynamic Noise Filter* developed by Burwen. Now, National Semiconductor has developed a noise-reduction system, called *DNR*, based upon the same Burwen *Dynamic Noise Filter* that does not require signal encoding and, as a result, is effective for RM broadcast signals, tape, and other program sources. According to National Semiconductor, the system is particularly useful in automotive entertainment systems and would be effective when used with video cassettes as well. An integrated circuit, the LM1894, is available in a 14-pin dual-in-line, molded package to equipment manufacturers at an extremely low price, when bought in large quantities.

Advantages of non-complementary noise reduction

While companding noise-reduction systems are capable of reducing noise that is added to a program source during the recording process itself, they cannot eliminate noise that is already in the program source. When it is necessary to remove or reduce noise levels in a program source, a non-complementary type of noise-reduction system is preferred and, since such a system requires no encoding, complete compatibility is retained. Another advantage of single-ended noise-reduction systems is their low cost, compared with companding encode/decode systems. Remember, too, that most of the program material that we listen to (radio, records, TV, etc.) is not encoded at all. Few FM stations now use *Dolby FM*, despite its early promise, and therefore an effective non-complementary noise-reductions system may well be an idea whose time has come.

How DNR works

The National Semiconductor noise-reduction system can provide up to 14 dB of noise reduction in stereo program-material and is based upon two principles. The first of those states that noise output is proportional to system bandwidth. Suppose system noise is caused solely by resistive noise (noise added by the circuit resistors). In such a system, noise amplitude is uniform over the frequency bandwidth. Thus, if the bandwidth of the system is reduced, the noise

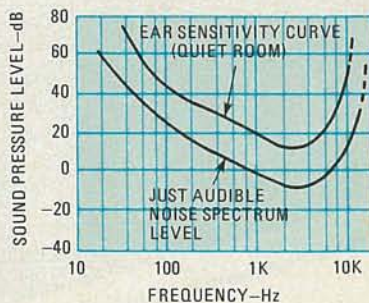


FIG. 1—THE EAR IS MOST SENSITIVE to sounds that have a frequency between 600 Hz and 6 kHz.

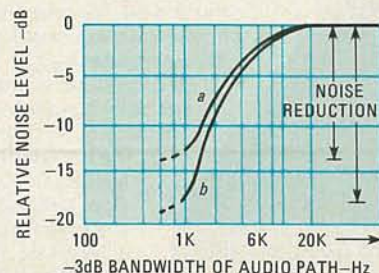



FIG. 2—THIS GRAPH SHOWS how decreasing bandwidth affects noise reduction when the DNR is configured as a single-pole (a) or double-pole (b) low-pass filter.



content is also reduced.

Unfortunately, there isn't a simple correlation between the amplitude of the noise signal and the amplitude of the noise perceived by the listener. As shown in Fig. 1, the ear is most sensitive to noise in the 600-Hz to 6-kHz frequency range. For this reason, when measuring noise content in a system, a weighting filter is usually inserted in the measuring instrument to give better correlation between the measured signal-to-noise ratio and the subjective impression of noise. When a CCIR/ARM weighting filter (commonly used when measuring signal-to-noise ratios of cassette tape and decks) is used, it will yield noise-reduction numbers of between 14 and 18 dB when the bandwidth of a system is restricted to 1 kHz with single-pole and two-pole low-pass filters, as shown in the curves of Fig. 2.

Auditory noise masking

The second principle that *DNR* is

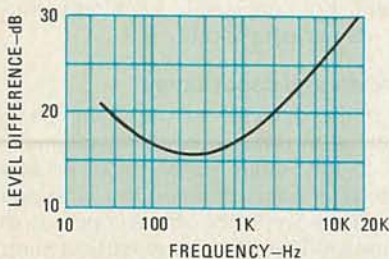


FIG. 3—WHEN NOISE IS PRESENT, the volume (amplitude) of a tone must be increased for it to be heard. How much that volume must be increased depends on the frequency of the tone.

based on is the fact that whenever we hear one sound, that sound decreases our ability to hear another. White noise (random noise that contains all audible frequencies at equal amplitude), for example, raises the threshold of hearing a pure tone by a level that depends on the frequency of that tone, as shown in Fig. 3. The curve shows a general trend. At a higher frequency, a tone has to be increased in amplitude (compared to a 1-kHz tone) to be heard. That is because a wider range of noise frequencies contribute to masking as the tone's frequency increases. But regardless of the tone's frequency, there will be some range of noise frequencies that will be capable of masking that tone.

The results are not quite the same when we measure the ability of a single tone to mask undesired noise. Experimental results show that extremely high

sound-pressure levels of a single tone are required to provide masking. Even at the most effective frequencies (between 700 Hz and 1 kHz, near the natural resonance of the ear), sound-pressure levels in excess of 75 dB are required to mask noise at a very low 16 dB SPL (Sound Pressure Level). Fortunately, those results apply only to *pure* single tones. With the complex signals that are a characteristic of music and speech, masking effects are much better. The broadband spectral components, and high concentration of energy around 1 kHz that is produced by most musical instruments (Fig. 4) improve the noise-masking ability by more than 30 dB over a pure 1kHz tone. Comparing the frequency spectrum of musical instruments with the ear-sensitivity curve of Fig. 1, we see that the high-energy content is just where it needs to be for effective noise masking.

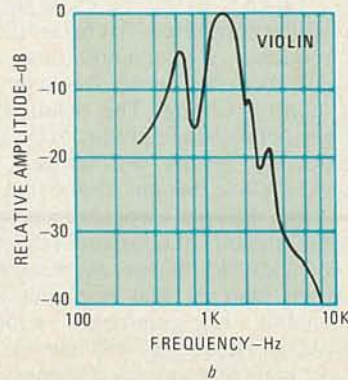
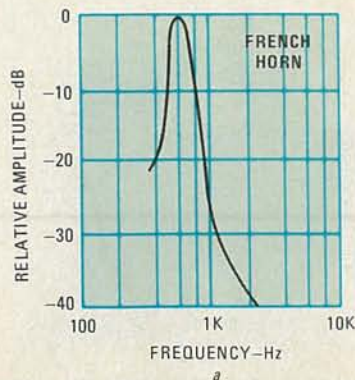


FIG. 4—MOST MUSICAL INSTRUMENTS produce spectra that have a high concentration of energy around 1 kHz. The spectrum of a French horn is shown in a; the spectrum of a violin in b.

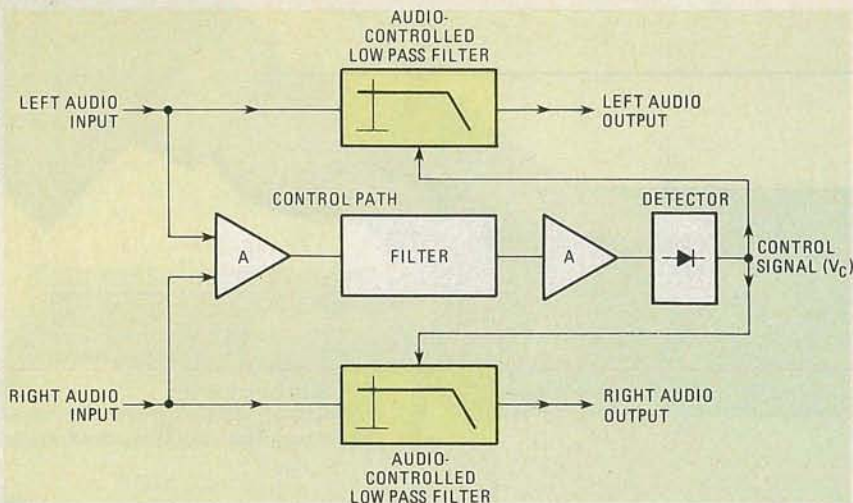


FIG. 5—TWO LOW-PASS FILTERS, one for each stereo channel, are placed in the audio-signal path as shown in this general block diagram of the DNR system.

From all of that, the designers at National Semiconductor concluded that if source material is at least 29 dB above the "noise floor", adequate masking can usually be obtained. Therefore, any noise-reduction system that dynamically restricts audio bandwidth (by virtue of its previously calculated 14-dB improvement) will insure a minimum perceived signal-to-noise ratio of 43 dB (29 dB + 14 dB) without audibly degrading the music program. A cassette tape recorded at a mean signal level of around -10 VU (Volume Units, as on a VU meter)—40 to 45 dB above the noise floor of the tape/system—will, with the aid of a bandwidth-varying noise-reduction system, be improved to a perceived signal-to-noise level of between 55 and 60 dB. If the recording was made at 0 VU, the improvement can be expected to provide a signal-to-noise ratio of better than 65 dB.

The DNR audio filters and control path

The general arrangement of the DNR system is shown in the block diagram of Fig. 5. Two low-pass filters (one for each stereo channel) are placed in the audio-signal path, their -3dB bandwidths are controlled by the amplitude and frequency of the incoming signals. Each filter response is flat below its cut-off frequency, with a smooth single-pole roll off above its corner frequency for any control setting. The resulting -6 dB-per-octave slope produces the most satisfactory results with modern and classical music that has a wide frequency range. Steeper slopes can produce greater amounts of noise reduction for a given bandwidth, but are more suited to program material that does not have substantial high-frequency content. Cascading two filters will give a -12 dB/octave slope with noise reduction as great as 18 dB (See Fig. 2.)

Figure 6 shows the various low-pass

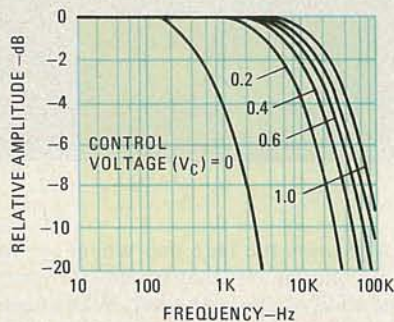


FIG. 6—DIFFERENT LOW-PASS FILTER response curves are obtained by varying the control voltage.

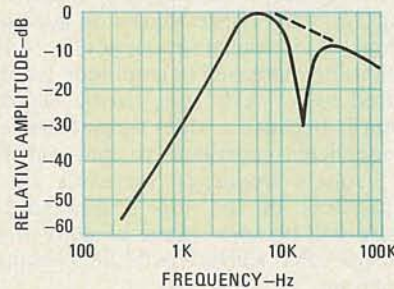



FIG. 7—FREQUENCY vs. AMPLITUDE response curve for the control path includes an optional notch at 19 kHz, needed when source material contains an FM pilot signal.



THE DNR NOISE REDUCTION SYSTEM is available as a 14-pin IC from National Semiconductor, the LM1894.

filter response curves that are obtained by varying the control voltage from 0 to 1.0. That voltage is derived from the control path shown in Fig. 5. Since the spectra of musical instruments (Fig. 4) and the ear-sensitivity curve (Fig. 1) imply that masking is most effective at relatively low frequencies, you might assume that a low-pass filter would be good for the control path shown in Fig. 5.

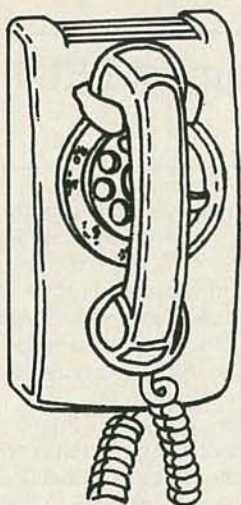
That turns out not to be the case. Figure 7 shows the frequency versus amplitude response of the DNR IC control path. The DNR system uses a high-pass filter with a -3dB corner frequency of 6 kHz and -12 dB/octave roll-off slope. An optional notch at 19 kHz is for when the source material contains a stereo-FM pilot signal that might tend to increase minimum bandwidth above 800 Hz when the detector threshold is set at the noise floor.

The control-path frequency-response is weighted in that manner because program material varies substantially in harmonic content, depending both on relative loudness and on the particular instruments being played. As an example, consider the case of a French horn. Most of the energy produced by that instrument is below 1 kHz. If a low-pass filter were used in the control path, it would respond to that energy and open up the filters to full bandwidth, unmasking noise in the 2-kHz and above region.

To avoid that, the system looks for high-frequency energy in the music source and, in the case of the French horn, not finding any higher harmonics, the noise remains filtered out and bandwidth remains restricted. Multiple instruments, or a solo instrument such as a violin, for example, may have significant high-frequency energy that will not only provide good noise masking but will require a wider system bandwidth. To summarize then, when high frequencies are detected in the control path, it is an indication that large levels of energy are present at the same time in the critical masking-frequency range, so that audio bandwidth can be safely increased as required to prevent audible degradation of the music. The noise, however, remains masked. To make up for the relatively fast decrease in spectral energy with increasing frequency, the control-path response is increased at a 12 dB-per-octave rate.

Attack and decay times

If the detector of the DNR system were allowed to respond instantaneously to any input signal, ticks or noise bursts of short duration but with rapid risetimes would be able to open up the bandwidth of the system without simultaneous program masking. Also, different instruments have widely differing risetime characteristics. With that in mind, the DNR system was designed



CALL NOW



ANALOG-DIGITAL TEST INSTRUMENT, Huntron Tracker Compar-A-Trace, features single or timed dual channel modes for comparison testing of devices in or out of circuit. Visual CRT indicates condition of devices under test **with no power applied**. Simple to operate...cuts service costs. Comprehensive 40 page manual. Immediate availability at **\$965**. Huntron Instruments, 15123 Hwy 99 North, Lynnwood, WA 98036.

CIRCLE 61 on FREE INFORMATION CARD



TTL PROBE. Completely self contained logic probe, needs no outside power supply or batteries. Indicates at a glance, highs and lows on TTL, Microprocessors and some CMOS. The probe also indicates 2 - 25 Volts AC or DC; lights green for positive, red for negative and red/green for AC. **\$21.95**. LeLand Products, P.O. Box 61989, Sunnyvale, CA. 94088. Circle

CIRCLE 34 on FREE INFORMATION CARD

AND RESERVE YOUR SPACE

- \$550 for a 6X frequency insertion.
- Reaches 211,387 readers.
- Fast reader service cycle.
- Short lead time for the placement of ads.
- We typeset and layout the ad at no additional charge.

Call **212-777-6400** to reserve space. Ask for Arline Fishman. Limited number of pages available. Mail materials to: mini-ADS, RADIO-ELECTRONICS, 200 Park Ave. South, New York, NY 10003.



FREE 48 PAGE CATALOG is available from Creative Computing. Includes descriptions of 20 books on programming, games, and educational applications; 160 software packages for a number of personal computers; 3 magazines (*Creative Computing*, *Microsystems*, and *Sync*); graphics and music peripherals; T-shirts and more! **Creative Computing, Morris Plains, New Jersey 07950.**

CIRCLE 2 on FREE INFORMATION CARD



KLM's SKY EYE I SATELLITE RECEIVER NOW IN A KIT! The popular Sky Eye I delivers superb video and sound from single conversion/image rejection circuitry, features fully agile tuning, DC blocking, regulated LNA power supply. Kit is modularized with factory-assembled and aligned microwave section. Kit price is **\$695 including discount certificates** good for other KLM system components.

KLM Electronics, Inc., P.O. Box 816, Morgan Hill, CA 95037 (408) 779-7363. Order toll free: 800-538-2140.

CIRCLE 3 on FREE INFORMATION CARD

with an attack time of 0.5 milliseconds to minimize potential loss of high-frequency transients. That does constitute a trade-off in that the system is susceptible to impulse-noise interference. Impulse noise, having fast rise- and decay-times and quite a bit of high-frequency energy, must be eliminated using other techniques.

Once the detector has responded to a given musical transient, it must decay back to its inactive level when that transient is over. Once again, a compromise in parameters was required for the DNR system. Too slow a decay time would mean that system bandwidth

would remain "wide open" for some period after the decay of the transient. A noise burst would be heard at the end of each musical transient since there would be nothing to mask it. If the decay was too rapid on the other hand, a loss in apparent ambience would occur because harmonics occurring at the end of a transient would be suppressed. The DNR system decays to within 10% of final value in 50 milliseconds. The ear's inability to recover sensitivity for 100 to 150 milliseconds following a loud sound prevents the noise burst that is present at the beginning of each transient from being heard.

R-E



"So this is your second-grade addition. Well, now, let me get the calculator to see if you've got them all right."

HOBBY CORNER

Learning all about the "ABC's" of seven-segment LED's.

EARL "DOC" SAVAGE, K4SDS, HOBBY EDITOR

WE ALL KNOW THAT A SEVEN-SEGMENT LED can be used to display the numbers between 0 and 9. But did you know that those LED's can also be used to display letters of the alphabet? Well they can, although not all the letters can be formed and the LED's must be driven somewhat differently.

Take a look at the LED shown in Fig. 1. Each segment is labeled in the standard manner. If you were to light segments "e," "f," "a," "b," "c," and "g," the letter "A" would be displayed. Likewise, lighting segments "d," "e," and "f" would produce a letter "L," and so on.

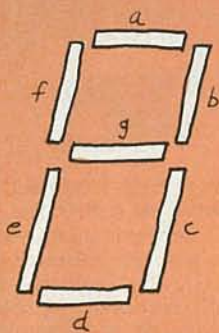


FIG. 1

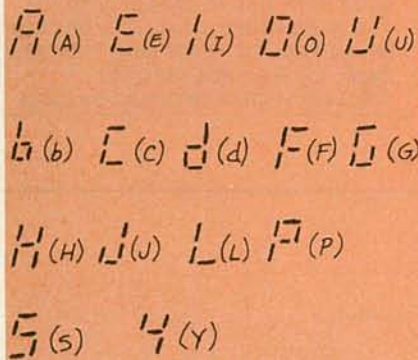


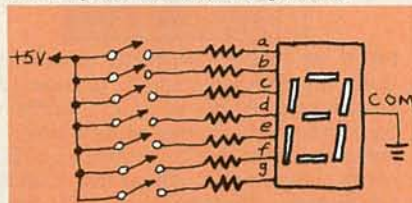
FIG. 2

Although there are special, more costly, readouts that can display all the letters, the lowly seven-segment LED is quite capable of producing 16. Although that may not sound like many, you'd be surprised at the number of words that can be made from the 5 vowels and 11 consonants that are shown in Fig. 2. Note that some of the

letters are upper case and some are lower case. Well, you can't have everything. (Some letters, though, can be formed either way. "I" is one—see if you can find the others.)

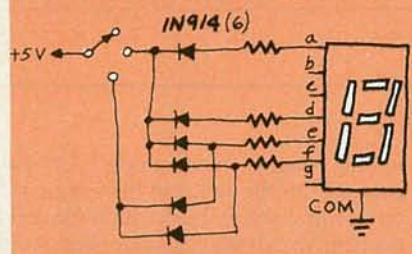
If you think about it for a few moments I am sure that you'll become convinced that there are literally thousands of words that can be formed from just those few letters. As a short example, consider these: BILL, SUE, JOE, PEG, HELLO, GOOD, SHIP, BAG, BEG, BIG, BOG, and BUG. If you like, you can write a computer program to list all of the possible combinations.

Getting back to lighting the individual segments, you could use an SPDT switch to light each one as shown in Fig. 3. Note the 220-ohm resistors in that circuit; they are current-limiting resistors and are included to prevent burning out the LED. The circuit shown will produce all of the possible combinations but is awkward at best. Fortunately there is a better way to accomplish the same objective.



ALL RESISTORS 220Ω

FIG. 3



ALL RESISTORS 220Ω

FIG. 4

The circuit in Fig. 4 uses an SPDT switch to choose which of two letters, "C" or "I," is displayed. The 1N914 diodes are used to isolate the switch lines so that the current cannot find a path to light unneeded segments. Without the diodes all four wired segments

would be lighted in both switch positions. The diodes connected to segments "a" and "d" are not actually needed because those segments are only connected to one switch position. The diodes were included in case you wish to use those segments later to display other letters.

The example in Fig. 4 can easily be expanded using a multi-position rotary switch. When expanded that way, the circuit can be used to spell a word or words sequentially, letter-by-letter. In that case, don't overlook letters that repeat—the switch positions for those letters can simply be wired together to minimize some of the work required.

For instance, if you wanted the circuit to spell the word "hobby," you could wire the third and fourth switch positions together. You could also minimize the wiring in this example by leaving segments "b" and "c" on all the time; that is because those segments are used in all of the letters of that particular word.

Incidentally, all of the LED's shown in this article are common-cathode devices. If you want to use common-anode LED's, apply power to the common anode, and ground the segments you wish to light. To do that in Fig. 4, for example, simply exchange the ground and power connections, and reverse the diodes.

Now that we have the basics behind us, let's build a game that will be entertaining as well as educational. For now we'll limit our game to words that are just three letters long. If you wish, you can expand it later either by providing more letters per position, or by using more LED's and switches to form longer words.

The circuit for the game is shown in Fig. 5. You'll notice, of course, that all of the resistors and diodes have been omitted. That was done for simplicity; you should have little trouble completing the circuit using the information presented earlier.

Each switch is used to display a letter on the LED it's wired to. The first and third switch/LED are used for consonants; the middle one for vowels. The object of the game is to spell the greatest number of words in a given time. The kids are sure to enjoy this

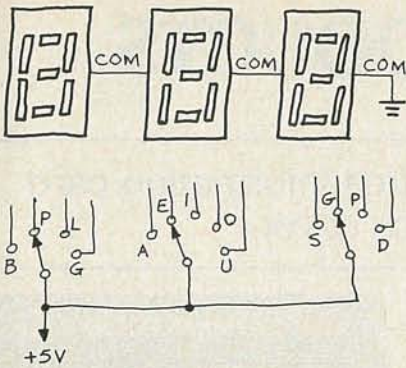


FIG. 5

game, and you may find yourself playing it too.

There are a couple of variations you may wish to consider before you build this project. You might care to invest in an alpha-numeric readout so that all of the letters of the alphabet can be displayed. Alternately, you could use regular (discrete) LED's arranged in a 5×7 matrix to form the letters. This method involves more wiring, but it is a less expensive way (especially if you use surplus LED's) to display all of the letters.

Aid for the deaf

Bill Smith of Everett, WA is looking for a circuit to let a deaf person know that there is someone at the door. He wants to rig up a couple of lights that will be turned on by the front and rear doorbell circuits. Of course the lights should lock in with one tap of a button, and should flash to get attention.

Digital circuitry would do the job, but the usual LED indicators would be too easily overlooked. Keep in mind that the typical doorbell circuit works from between 12- and 20-volts AC.

While you're thinking along those lines, there are many similar devices that could help the deaf. For starters, how about a device to signal the presence of any unusual loud noise? Let's see what you can come up with.

Computers and ham radio

If you're interested in computers or ham radio, you know that there has been a marriage of sorts between those two hobbies. Hams are using computers in many aspects of their hobby, including such things as designing circuits, slow-scan TV, aiming satellite antennas, and keeping station records.

Now comes word that K2MI, Marty Irons (46 Magic Circle Drive, Goshen, NY 10924) is heading up a new ham group for users of the Sinclair ZX-80 and the MicroAce computers. They have a newsletter and, by the time you read this, a net for exchanging technical information. If you're an interested ham, get in touch with Marty for the latest information.

R-E

ANALOG REVERB

continued from page 47

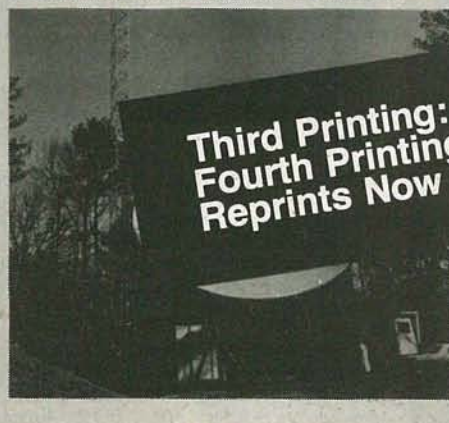
concert levels from the rear speaker with just one watt of power. However, the level of the reverberation should be 10 to 20 dB lower than the level of the front channel. That corresponds to a difference of 5 to 50 watts. Furthermore, the distortion in the system that's caused by the rear (delayed) channel appears to be 10 to 20 dB lower than actually measured because the music from the louder front-channels serve to mask that distortion.

The reverberation effect is not obvious as the reverberation or output levels are gradually increased. It's only when the reverberation decreases or disappears that you really notice it. The effect should be subliminal—you should not be able to hear the reverberation unless you really listen for it, but your mind will always know it is there. There will be a "fullness," without an increase in volume, that is deceiving. You'll often find that you are listening to your stereo system at a lower volume level than before simply because the music no longer needs to be loud just to full a room with sound.

R-E

Radio-Electronics

SPECIAL REPRINT
BUILD A BACKYARD SATELLITE TV RECEIVER



Third Printing: Sold Out!
Fourth Printing—Just Off Press!
Reprints Now Available!

Don't miss out again!

Send away today for your 36-page booklet containing complete reprints of all seven articles in the series on Backyard Satellite TV Receivers by Robert B. Cooper Jr.

This all-inclusive report gives you all the data you need to build your own Backyard Satellite TV Receiver.

■ TELLS ALL ABOUT domestic satellite communications, with full details on how you can pull those elusive TV signals from space.

■ LEGAL REQUIREMENTS, technical specifications, and how you, the home constructor, can meet them. Find out what mechanical and electronics skills you need.

■ RECEIVER CHARACTERISTICS, technical details and specifications, along with examples of actual receivers built at comparatively low cost.

■ ANTENNAE DESIGN... and exactly how you can build a spherical antennae, while keeping total earth station cost for the complete system under \$1,000.

■ THE FRONT END is critical when you build your own system. We help you explore several different approaches to making one that will work for you.

■ RECEIVER-SYSTEM hardware, and how it goes together to bring you direct-from-satellite TV reception in your own home.

To order your copy:


Complete coupon and enclose it with your check or money order for \$6.00 U.S. We will ship your reprint, postpaid in U.S. and Canada within 6 weeks of receipt of your order. All others add \$4.00 for postage. New York State residents must add 48¢ sales tax.

Radio-Electronics		10/81	Please print
Satellite TV Reprints 45 East 17th Street New York, N.Y. 10003		(Name)	
		(Street address)	
I want _____ reprints @ \$6.00 U.S. each, postpaid. I have enclosed \$_____.		(City)	(State)
N.Y. State residents must add 48¢ sales tax. WE DO NOT BILL		(Zip)	

OCTOBER 1981

95

Test our
low-priced
test equipment.
It measures
up to the best.



We have an entire range of test and measurement instruments to meet all your needs. High quality instruments that give accurate performance. And at our prices, they're a steal. Sabtronics can sell at a low price because, first, we refuse to join everybody else in their high mark ups. Second, our engineers design high performance products to be built at a low cost. Third, we sell what we manufacture, directly to you. And fourth, because we sell so many instruments, we don't have to charge a high price to make a profit.

- 2010A 3½ Digit LED DMM
- 2015A 3½ Digit LCD DMM
- 8610A 600 MHz 8-Digit Frequency Counter
- 8110A 100 MHz 8-Digit Frequency Counter
- 5020A 0.2 to 200 KHz Function Generator
- 8000B 1 GHz 9-Digit Frequency Counter
- 8610B 600 MHz 9-Digit Frequency Counter
- 2035A 3½ Digit LCD Handheld DMM
- 2037A 3½ Digit LCD Handheld DMM

To get our informative brochure, write or call us. Sabtronics International
5709 N. 50th Street, Tampa, FL 33610
(813) 623-2631

Making Performance Affordable

sabtronics INTERNATIONAL INC.

NEW PRODUCTS

For more details use free information card
inside back cover.


CASSETTE SEMINAR, *Computers Understood*, is an introduction to computers that consists of more than eight hours of lectures that are coordinated with a comprehensive study manual. It is composed of 10 learning modules, integrated rather than presented as separate lectures, designed for both managers and technical people.



CIRCLE 141 ON FREE INFORMATION CARD

Developed from the experience of leading consultants and educators in the field, the material reflects the state-of-the-art and is presented in a usable rather than an academic manner. *Computers Understood* is priced at \$125.00.—**Career Enhancement Institute**, 361 Virginia Street, Crystal Lake, IL 60014.

SIGNAL TRACER, *The Probe*, is a low-cost signal tracer designed to allow the field engineer to trace analog or digital signals without direct connection to the circuit. *The Probe* is entirely self-



CIRCLE 142 ON FREE INFORMATION CARD.

contained with a speaker output and is powered by a 9-volt transistor battery. It is housed in a high-impact plastic case (2 × 4 × 1 inches) and weighs five ounces, including the battery. *The Probe* is priced at \$49.95.—**Major Audio**, 1119 Due West Avenue, Madison, TN 37115.

RAM-EXPANSION KIT, is a memory-expansion kit that will upgrade any Atari 8K RAM board to 16K. It provides five times more program space in high-resolution graphics and also allows access to higher-resolution graphics (320 × 192). The kit can be installed in minutes and includes all hard-



CIRCLE 143 ON FREE INFORMATION CARD

ware and pictorial instructions. Supporting software available includes graphics programs such as Plot and Draw which generate graphics quickly while saving data for incorporation into BASIC program. Other software includes computer-assisted instruction programs, child-education programs, and video games. Suggested retail price is \$79.95.—**Mosaic Electronics**, P.O. Box 748, Oregon City, OR 97045.

CAR-STEREO SPEAKER, model LS-81, is designed for compact cars. It has a 1-inch air-spring tweeter, and a 4½-inch bass driver with a long-throw voice coil, low mass-cone suspension and a vented center pole. The LS-81 measures 7½ ×




CIRCLE 144 ON FREE INFORMATION CARD

5½ inches. Manufacturer's specifications include a frequency response of 80 to 20,000 Hz ±3 dB, and an impedance of 4 ohms. Suggested retail price is \$190 including mounts.—**Epicure Products, Inc.**, 1 Charles St., Newburyport, MA 01950.

DISK CONTROLLER ADAPTER, *the Doubler*, is a double-density adapter for the TRS-80 Model computer that allows the user to store almost four times more data on a five-inch disk—up to 354 formatted kilobytes. The *Doubler* plugs into

the controller-chip socket of the expansion interface, with no circuit modifications necessary. That system also comes with *DBLDOS*, a



CIRCLE 145 ON FREE INFORMATION CARD

TRSDOS-compatible double-density operating system, and a utility for converting *TRSDOS*, *Percom OS-80* and other single-density files and programs into double-density format, and vice versa. The data read/write rate of the *Doubler* is twice as fast as single density read/write, and the unit can read, write, and format either single or double-density disks. Suggested retail price of the entire system is \$219.95.—**Percom Data Co.**, 211 N. Kirby, Garland, TX 75042.

ZIPPER TOOL CASES, models *650-ZT* and *655-ZT* are oxford brown, compact, zipper, padded tool cases for service requirements that demand a full complement of small tools.


The model *650-ZT* is 10 × 13 × 1½ inches and is priced at \$21.00; the model *655-ZT* is the same as above, except that the dimensions are 10 × 13



CIRCLE 146 ON FREE INFORMATION CARD

× 2½ inches, and it is priced at \$22.00.—**Platt Luggage, Inc.**, 2301 South Prairie Avenue, Chicago, IL 60616.

SPEAKER, model *MR II*, offers three in-line, solid-state super-tweeters performing in tandem with four 5¼-inch mid/low frequency drivers, all



CIRCLE 147 ON FREE INFORMATION CARD

Remove Vocals

Remove the lead vocal and substitute your own voice with most stereo recordings using our new, low cost **VOCAL ZAPPER™**. Great for practice, professional demos or just for fun.

WITH THE

VOCAL ZAPPER™



FROM

PAIA Electronics, Inc.

1020 W. Wilshire, Oklahoma City, OK 73116 • (405) 843-9426

Rush my Vocal Zapper Kit, \$24.95 plus \$3 postage & handling enclosed.

Send assembled Vocal Zapper, \$39.95 plus \$3 postage & handling enclosed.

Send Free Catalog

name _____

address _____

city _____ state _____ zip _____

Visa MC card no. _____

PAIA Electronics, dept. 10R, 1020 W. Wilshire, Okla. City, OK 73116

CIRCLE 19 ON FREE INFORMATION CARD

INTERNATIONAL FM-2400CH

FREQUENCY METER FOR TESTING MOBILE TRANSMITTERS AND RECEIVERS

Portable • Solid State • Rechargeable Batteries

The **FM-2400CH** provides an accurate frequency standard for testing and adjustment of mobile transmitters and receivers at predetermined frequencies.

The **FM-2400CH** with its extended range covers 25 to 1000 MHz.

The frequencies can be those of the radio frequency channels of operation and/or the intermediate frequen-

cies of the receiver between 5 MHz and 40 MHz.

Frequency stability: ±.0005% from +50° to +104°F.

Frequency stability with built-in thermometer and temperature corrected charts: ±.00025% from +25° to +125° (.000125% special 450 MHz crystals available).

- Tests Predetermined Frequencies 25 to 1000 MHz
- Extended Range Covers 950 MHz Band
- Pin Diode Attenuator for Full Range Coverage as Signal Generator
- Measures FM Deviation.

FM-2400CH (meter only) \$690.49

RF crystals (with temperature correction) \$28.89 ea.

RF crystals (less temperature correction) \$21.92 ea.

IF crystals catalog price


Write for catalog



INTERNATIONAL CRYSTAL MFG. CO., INC.
10 North Lee, Oklahoma City, Okla. 73102

CIRCLE 24 ON FREE INFORMATION CARD

An enclosure as good as your idea.



You've turned a good idea into a piece of equipment—now you need a good enclosure. Here's how **PacTec** can help you with our versatile enclosures:

- Attractive yet inexpensive.
- Durable ABS construction.
- Many sizes, colors, accessories.
- Built in bosses and slots speed component mounting.
- Available off-the-shelf from single unit to production quantities. See them at your **PacTec Distributor**. And ask him for your free catalog.



PACITEC™

Corp.
subsidiary of La France Corp.
Enterprise and Executive Avenues
Philadelphia, PA 19153 (215) 365-8400

CIRCLE 56 ON FREE INFORMATION CARD

facing forward. Mounted in the rear of the enclosure is a 15-inch passive radiator for tight extended bass. This design produces full-range, high-definition sound from classical to contemporary music, although the unit is half the size of other speakers that offer equivalent performance.

The *model MR II* does not require equalization, and offers wide (90° × 60°) sound dispersion. Frequency response is 46 Hz-20 kHz ± 5dB. The system incorporates a coil-guard circuit to protect speakers from damage from overload; that protective circuit resets automatically.

The *model MR II* is priced at \$350.00.—**GLI**, a division of Integrated Sound Systems, Inc., 29-50 Northern Blvd., Long Island City, NY 11101.

PRINTERS, *models MT-80P* and *MT-80S*, are both in the MT-80 series of 125-character-per-second, 80- and 132-column bidirectional printers. They support the full upper case and lower case 96-character ASCII set in three software-



CIRCLE 148 ON FREE INFORMATION CARD

selectable fonts (5, 10, and 16.5 characters per inch). The printers can handle up to three copies plus the original. The 10-character-per-inch font uses a 9 × 7 dot matrix.

These microprocessor-controlled printers con-

tain a 240-character buffer, expandable to 3K in 1K increments. A comprehensive self-diagnostic program is automatically run on power up. The printers have no duty-cycle limitations. Life expectancy of the print heads is 100 million characters. The mean time between failure is 1,000,000 lines. The units weigh 22 pounds and measures 7.3 × 17.7 × 14.8 inches.

The pin-feed paper handling system can be adjusted to accept fan-fold forms varying from 1.0 to 9.5 inches in width. Paper can be loaded from the rear or bottom.

The *model MT-80P* Centronics-compatible parallel interface version is priced at \$795.00 in single quantities; the *model MT-80S* serial (RS-232) version costs \$895.00 for single units.—**Microtek, Inc.**, 9514 Chesapeake Dr., San Diego, CA 92123.


SOFTWARE-DRIVEN INTERFACE, the *Micro Commander*, connects a microcomputer to the BSR X-10 system. It provides an easy, inexpensive, and reliable way to control lights and appliances (motors, TV, stereo, heaters, alarms, fans, pumps, etc.) in a home or office using a microcomputer. It is a direct interface to the AC line, so there's no need to purchase the BSR command console.



CIRCLE 149 ON FREE INFORMATION CARD

The *Micro Commander* is priced at \$59.95.—**Interface Technology, Inc.**, P.O. Box 383, Des Plaines, IL 60018.

I/O PROCESSOR, *model IOP*, provides multi-processor capability for Cromemco's S-100 bus microcomputer systems. It is a true single-card computer with a fast Z80A microprocessor, 16K bytes of RAM, and up to 32K bytes of PROM capacity.



CIRCLE 150 ON FREE INFORMATION CARD

The *model IOP* can be used either alone or with other IOP cards as a satellite processor on the S-100 bus. It can also be used to interface the S-100 bus processor and a set of peripherals. The *model IOP* is self-contained, excepting external power, making it an ideal choice for off-line control of small-to medium-scale dedicated applications.

To the host processor, the *model IOP* appears as two output ports and two input ports. The base address of those parts is switch-selectable. In addition, it can interrupt the host processor and supply a pre-programmed interrupt vector. A daisy-chain connector is used for interrupt-priority. The *model IOP* is priced at \$695.00.—**Cromemco, Inc.**, 280 Bernardo Ave., Mountain View, CA 94043. **R-E**

Kit Makes Electricity Cheap


NEW TECHNOLOGY

You'll be a little richer after building one of these...

Cut the cost of operating motor driven appliances and machinery AS MUCH AS 40%

\$29.⁹⁵ KIT

FACTORY WIRED \$36.95



- Reduces Your Electric Bill
- Save As Much As 40% on cost of operating Appliances & Machines
- Starts Paying For Itself as soon as it's installed
- Eligible for 15% Energy Tax Credit
- Appliances & Machines run quieter and cooler
- Protects Motors from Burn-out
- Simple Plug-in Installation
- Patented Solid State Electronics
- High Capacity 120 Volt 15 AMP, 1 HP Motor Rating
- Compact 3" × 5" × 2" Package
- Easy Assembly
- Typical Applications
 - Swimming Pool Filters
 - Furnace and Attic Fans
 - Clothes and Dishwashers
 - Freezers
 - Air Conditioners
 - Saws
 - Grinders
 - Any AC Motor Driven Device

Advanced SPACE AGE Technology now makes possible the ONLY electronic kit that PAYS FOR ITSELF and keeps on paying you a dividend by lowering your electric bill.

POWER PHASER is a patented, solid state analog mini-computer that constantly calculates the exact amount of power a motor requires to do work at any instant and automatically adjusts voltage to this precise level. Energy consumption is reduced, motor life is extended - MONEY IS SAVED.

PHONE ORDERS - Credit card or C.O.D. customers call 301-272-2860

Lincomm Corporation/Advanced Technology Systems

Dept. RE100/415 W. Bel Air Avenue, Aberdeen, Maryland 21001

Send _____ Factory Wired POWER PHASER(S)-36.95 ea.

Send _____ POWER PHASER KIT(S)-29.95 ea.

_____ Check or Money Order enclosed

Charge to: _____ Mastercard _____ Visa

Card No. _____ Expires _____

Bank No. (Above your name Mastercard only) _____

PLEASE PRINT CLEARLY

NAME _____ ADDRESS _____

CITY _____ STATE _____ ZIP _____


CIRCLE 88 ON FREE INFORMATION CARD

ALBIA Electronics

YOUR MAIL-ORDER ELECTRONIC SUPPLY HOUSE!

8 CHANNEL SCOPE MULTIPLEXER, DM-12

Convert your single channel scope into a 4 or 8 channel instrument; just connect the DM-12, 8 channel scope multiplexer to your scope, clip the 8 input probes to the signals you want to view. Simple, easy, fast — can handle logic level TTL signals from DC to 3MHz. Features separate spacing and trace amplitude controls and selectable sampling rate — all to insure easy clear scope display.



Completely assembled and tested! Ready to use!




VIEW 8 CHANNELS AT ONCE!

\$69⁹⁵

- 8 TTL compatible input channels (1 TTL load per channel) can drive 50 Ohm scope cable.
- Maximum full screen amplitude 1.6 Volts adjustable.
- Trace amplitude and spacing controls.
- 4 or 8 channel selector switch.
- 8 color coded input cable, 24" long with insulated alligator clips.
- External 9 VDC power supply included (Model MMAC-2).
- Size 6.25" x 3.75" x 2"
- BNC Output Cable Accessory (Model PSA-2 add \$14.95).

HITACHI DC-15MHZ SINGLE-TRACE PORTABLE OSCILLOSCOPE AT THIS LOW, LOW PRICE



- CRT 130BUB31 (5-inch, round shape)
- Display area 8x10div (1 div = 9.5mm)
- Acceleration potential Approx. 2kV
- Intensity modulation Over 5Vp-p
- Vertical deflection Sensitivity and bandwidth 5mV/div — 5V/div ± 5%, DC — 15MHz, — 3dB 1mV/div — 1V/div ± 6%, DC — 5MHz Typ, — 3dB (Using x5 amplifier) 24ns
- Rise time Dynamic range More than 4div at 15MHz
- Input R and C Direct 1M Ohm, approx. 30pF
- Maximum input voltage 800Vp-p or 300V (DC + AC peak)
- Display mode Single-Trace
- X-Y operation DC — 500 kHz, 200mV/div Phase difference DC — 10kHz 3°

- Horizontal deflection Sweep mode Auto, NORM, TV (+), TV (—)
- TV synchronization Internal TV sync-separator circuit
- External Over 1 Vp-p (V sync-signal)
- Trigger sensitivity

Frequency	Internal	External
20Hz — 2MHz	0.5div	200mV
2 — 15MHz	1.5div	800mV

- Trigger slope ± 0.2µs/div — 0.2s/div ± 5%, 19 calibrated steps
- Sweep time 10 times (± 7%)
- Sweep-time magnifier 100ns/div
- Max. sweep rate
- Amplitude calibrator 1kHz ± 10% Typ, Square wave 0.5V ± 3%
- Power requirements 100V (120/220/240V) ± 10% 50-60Hz, 40W Approx. 275(W) x 190(H) x 400(D)mm
- Dimensions Approx. 8.5kg
- Weight 0 — + 40°C
- Ambient operation temperature

MODEL V-151B WITH 2 YEAR MFG. WARRANTY

ONLY **\$499⁹⁵**

WITH FREE DM-12 8 CHANNEL MULTIPLEXER A COMBINED VALUE AT LIST OF \$639.95 YOU SAVE \$140.00

If for any reason, whatsoever, you are not completely satisfied with your purchase, return it within 30 days of purchase date for a full refund — it's as simple as that! Shipping & Handling charges not refundable.

ALBIA SATISFACTION WARRANTY:

FOR FAST AND DEPENDABLE DELIVERY SERVICE

IN CT, AK & HI CALL COLLECT (203) 467-5590

CALL TOLL FREE: 1-800-243-6953 9 A.M. to 5 P.M. E.S.T.

WE ACCEPT MASTER CHARGE, VISA AND AMEX CREDIT CARDS Connecticut Residents add 7 1/2% Sales Tax • Prices shown in U.S. currency only. Foreign orders add 15%.

ALBIA ELECTRONICS INC

44 KENDALL ST. • P.O. BOX 1833 • NEW HAVEN, CT. 06508

LOW COST HIGH FREQUENCY COUNTER



MODEL NO. DM-7


The Albia Model DM-7, 8 Digit High Frequency Counter is easy to use, switch selectable time base input by a single BNC, nothing to build!

- 5 Hz to 550 MHz
- 8 big easy-to-read .43" high intensity LED display
- Crystal (± 3 ppm @ 25°) controlled 0.1 or 1.0 sec. gate times
- Convenient benchtop size (7"x10"x3") durable attractive case

COMPLETELY ASSEMBLED PRE-CALIBRATED PRE-TESTED

\$149⁹⁵

LOW OHM METER MODULE, DM-10




Measures resistance from 10 milliOhms to 20 Ohms. Now you can measure resistance down to 10 milliOhms with this low cost, easy to use DVM module. Check coil resistance, transformers, relays, chokes, printed circuit board copper paths and ground cables. Special zero balance control nulls out input cable resistance to insure accurate readings. Your DVM has to be set to 2V range during operation.

- Resistance range 10 milliOhms to 20 Ohms
- Zero Calibration control
- Battery powered (push to read battery saver circuit). Requires 1.9 Volt Battery (not included)
- Size 6.25" x 3.75" x 2" (Input cables not included or available)

\$69⁹⁵

FREQUENCY METER MODULE "5Hz to 100MHz", DM-11



Measure frequencies from 5Hz to 100MHz on your digital voltmeter with a resolution of 3 1/2 digits — easy to use — perfect for field service — lab testing — home hobbyist! Connect the DM-11 to your DVM, set the DVM to the 2VDC range, connect a signal to the DM-11 via a BNC cable (not included) and measure the frequency of any source. Hi Lo Range LED's insure fast accurate readings.

- Frequency Range 5Hz to 100MHz
- Input Impedance 1 MegOhm
- Input Sensitivity: < 100Hz < 80mV 100 Hz — 60MHz < 30mV > 60MHz < 70mV
- Size 6.25" x 3.75" x 2"
- External 9V DC power supply included. (Model MMAC-2)
- BNC Input Cable Accessory (Model PSA-2 add \$14.95)

\$69⁹⁵

POSTAGE & HANDLING	
ORDERS	ADD
UP TO \$10.00	\$1.95
\$10.01 — \$25.00	3.75
\$25.01 — \$50.00	4.65
\$50.01 — \$100.00	6.45
ORDERS OVER \$100.00 WITHIN UNITED STATES	7.55

FREE ALBIA DESIGNERS TEMPLATE WITH EVERY ORDER RECEIVED

LOW COST CAPACITANCE METER MODULE, DM-8

Connect this high quality low cost Capacitance Meter Module, DM-8 to your digital Volt Meter and turn it into a Digital Capacitance Meter — the Low Cost Way!



Completely assembled and tested! Ready to use!

\$69⁹⁵

- Push to read range (button) from 1pF to 20,000µF
- Zero calibration control
- In one easy to use, self-contained package.
- Battery powered, with "push to read" battery saver circuit (9V batteries not included)
- Size 6.25" x 3.75" x 2"

REGULATED TRIPLE POWER SUPPLY, LOW PRICED!, DM-6

A fully assembled and tested power supply that provides a solid, fully wired triple power supply including fixed 5V @ 1 Amp, 5V to 15V @ 0.5 Amp, and — 5V to — 15V @ 0.5 Amp — all supplies regulated, short proof. Each supply has short indicator LED. Complete and ready for use in a durable (8"x6"x3 1/2") metal case.

\$99⁹⁵



FREE!! NEW 1981 FALL CATALOG Exciting new products! Send today!!



ALBIA SATISFACTION WARRANTY:

FOR FAST AND DEPENDABLE DELIVERY SERVICE

IN CT, AK & HI CALL COLLECT (203) 467-5590

CALL TOLL FREE: 1-800-243-6953 9 A.M. to 5 P.M. E.S.T.

WE ACCEPT MASTER CHARGE, VISA AND AMEX CREDIT CARDS Connecticut Residents add 7 1/2% Sales Tax • Prices shown in U.S. currency only. Foreign orders add 15%.

ALBIA ELECTRONICS INC

44 KENDALL ST. • P.O. BOX 1833 • NEW HAVEN, CT. 06508

COMMUNICATIONS CORNER

Computerization can improve radio communications...sometimes.

HERB FRIEDMAN, COMMUNICATIONS EDITOR

THE MARKETPLACE IS GOING COMPUTER-crazy. The price of microprocessor IC's has fallen so low that a manufacturer can put a "computer" into just about any product without increasing its cost very much. We're now seeing computerized automobiles, TV's, stereos, washing machines, microwave ovens and blenders. Perhaps we'll soon see a computerized kitchen sink. But does computerization really make something better?

I mention all that because of two recent experiences I had involving computerized communications. In the first, we see computerization making possible a totally new concept that will greatly expand mobile-telephone service. In the other...well, I'll let you decide for yourself, for one man's poison is another's hobby.

Let's start with new technology. A friend asked me to find out about getting a mobile telephone. I wouldn't exactly say my inquiries produced howls of laughter, but I can't imagine how anyone could keep a straight face while telling me it might take months or years on a waiting list to get a mobile phone, and that, even after he finally had it, he would be hard-pressed to find an open channel when he needed it. In large cities a single transmitter per frequency blankets the entire area, and about two dozen conversations is all that can be handled at a time. A heavy rain, not to mention a snowstorm, can cause enough mobile-phone demand to tie up the entire system for hours. But now, through computerization, and the recently ap-

proved cellular radio-system the number of simultaneous conversations that can be handled can be increased twenty times and more.

Instead of a single, powerful, transmitter blanketing the city (Fig. 1-a), the area is broken up into small "cells," as shown in Fig. 1-b. Each cell is serviced by a low-power transmitter using a frequency between 800-900 MHz; transmission is essentially line-of-sight with bounce (reflections) off buildings that fill the "canyons" (the area between the buildings).

As a vehicle moves from one cell to another, a computer transfers the signal to the transmitter in the next zone, or the transmitter that will be most effective. If the vehicle is still completely within one zone, but for some reason a transmitter in another zone is better for a particular signal, the computer can transfer the signal to that transmitter. If there were a network of contiguous cells, a vehicle could drive from one end of the country to the other and maintain mobile-phone communications all the way. Obviously, that is too much to expect right away, but rapid development of a contiguous system in the heavily-populated areas of the Northeast, Southern California, and Ohio Valley is not unreasonable to expect. In fact, the FCC predicts that about 70 cities will have cellular systems by the mid '80s.

Another advantage of the cellular system is that it permits the use of hand-held mobile phones, similar to the hand-held transceivers used by radio amateurs on the 2-, 1¼- and ¾-meter

bands. Right now, thousands of hams can use a local repeater to access telephones through their hand-held units, generating the control and dialing signals with a Touch-Tone pad built into the transceiver. Non-amateurs, however, cannot use the hand-held phone because the service isn't provided commercially (at least not that I know of). While the signal from a central telephone-transmitter could be received on a hand-held unit, the hand-held's signal couldn't make it to the telephone-system receiver unless the user were located very near the antenna.

But in a cellular system—with its many local transmitters (and receivers)—it's certainly conceivable that most, if not all, hand-helds will be within range of a computer-controlled transmitter.

The cellular telephone system is only possible because of the computer; the computer can keep track not only of the signal strengths of hundreds of signals, but also of frequency availability. It is even possible for the computer to allow several interference-free conversations on the same frequency between several cells, if the signals come from an area where they can use the transmitters in two or more cells.

"English no got"

I recently got tired of fighting ten layers of interference on 20-meter SSB (Single Side-Band) so I moved down to the CW (Morse code) segment of the band. Somewhere under five layers of atmospheric noise I heard this beautiful "fist" with a "Lake Erie swing" I hadn't heard since I was trying to get my code speed up to 20 wpm for a Class A ticket some 35 years ago. It was a European station, and he was racking up contact after contact for QSL's (written confirmations of contact). It must have been a new ham on his first DX (long-distance) opening, although I never did find out for sure. After we went through the usual pleasantries and requests for QSL's in a combination of Q-code and international abbreviations, I commented on his fist and ask if he was using a side-swiper—an elaborate mechanical key. His response was "English no got." The ham didn't know English; he relied on internation-

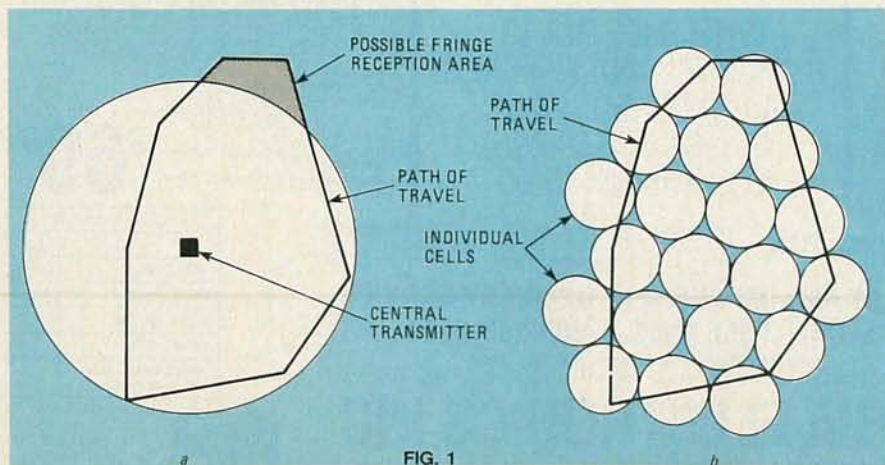


FIG. 1

ally recognized codes—and got along just great because that fist was like a magnet for making contacts.

Shortly afterwards, I was called by a ham who was sending CW like a machine. What a fist! Every character was a study in precision; every sentence a work of art. At a precise 20 wpm I got every detail of his rig, home, and family, and a fast 73 ("best regards"). Since I like to say more than my name, location, and the weather, I commented on my recently worked European's fist and how that ham's musical "swing" compared to this machine-accurate CW. After what seemed like an eternity, a choppy, miserable, conglomeration of errors at about 15 wpm came back to say "OK on Lake Erie swing" and then reverted to machine-precise code when describing his computerized keyer. That was it; a computerized keyer! He had a stock of standard transmissions stored in memory which he sent at the touch of a button. I gather he even had a "merge" function, whereby he could punch in my call letters and name and the computer would slot them into the right place, like "R R R Herb, OK on dx." The trouble was that he was barely readable on a hand key. In fact, had I heard the hand key first there was no way I would have answered him. A novice at five wpm with a "hash" fist is

one thing; he's learning. But 15 wpm of hash is too much of a strain for anyone.

I can see the value of a computerized key for contests, and for a physically handicapped ham who might have problems using a straight key—but who can enjoy the excitement and experience of amateur radio through computerized CW? Is there any real value to a computerized key for everyday QSO's? I'd like to read the opinions of you brass-pounders. Personally, I equate the computerized key with the computerized blender. Come to think of it, a computerized blender may have more value!

R-E



"Of course I flunked spelling! Why didn't she give me plain, ordinary words like 'pre-selector,' 'filter,' or 'impedance'?"



ORGAN AND PIANO KITS

The most advanced — most versatile electronic instruments in the industry are now within most everyone's reach . . . because you build them yourself the easy and very exclusive WERSI way. Best of all, you'll save up to two-thirds the cost of a commercially built instrument.

With WERSI's unique "Building Block" system, you actually select features you desire. Incorporate new features as they're developed. No need to trade organs again.

Send for free literature on this exciting concept today. (Please specify Piano or Organ) to:



Dept. M 21, P.O. Box 5318
Lancaster, PA 17601

TOOLS & TOOL KITS

- Custom and standard tool kits
- Complete assortment of English and Metric tools
- Soldering equipment — all voltages
- Vises and positioners
- Test equipment



FREE CATALOG

TECHNI-TOOL

5 Apollo Road, Plymouth Meeting U.S.A.
Pa. 19462
(215) 825-4990 Telex 83-4763

MAIL THIS COUPON TODAY

PUT PROFESSIONAL KNOW-HOW AT YOUR FINGERTIPS WITH THESE BOOKS FROM MCGRAW-HILL

BASIC THEORY AND PRACTICE

- ELECTRONICS: Principles and Applications, by Schuler. (55572-9). \$18.96
- ELECTRICITY: Principles and Applications, by Fowler. (21704-1). \$18.96
- LEARNING ELECTRICITY AND ELECTRONICS THROUGH EXPERIMENTS, by Wilson and Kaufman. (70676-X). \$9.96
- A REFERENCE GUIDE TO PRACTICAL ELECTRONICS, by Krieger. (35492-8). \$7.50

DIGITAL ELECTRONICS, MICROPROCESSORS

- MICROPROCESSORS AND DIGITAL SYSTEMS, by Hall. (25571-7). \$21.95
- DIGITAL ELECTRONICS, by Tokheim. (64954-5). \$11.96
- INTRODUCTION TO MICROPROCESSORS, by Gilmore. (23301-2). \$14.96
- MICROPROCESSING FUNDAMENTALS: Hardware and Software, by Ramirez and Weiss. (51172-1). \$15.95
- LEARNING DIGITAL ELECTRONICS THROUGH EXPERIMENTS, by Pasahow. (48722-7). \$8.95

COMMUNICATIONS, TV

- ELECTRONIC COMMUNICATION, 4th Edition by Shrader. (57105-3). \$23.95
- HOW TO REPAIR CB RADIOS, by Schultz. (55638-5). \$9.95
- VIDEOCASSETTE RECORDERS: Theory and Servicing, by McGinty. (44988-0). \$12.96

PROJECTS

- HOW TO MAKE PRINTED CIRCUIT BOARDS, by Goldberg. (23634-8). \$6.50
- HOW TO BUILD ELECTRONIC PROJECTS, by Malcolm. (39760-0). \$7.95

Please indicate next to each title the quantity required and enclose check or money order (including state and local taxes) payable to Gregg/McGraw-Hill for \$_____

Return coupon to: Gregg/McGraw-Hill — 29/Attn: P. Abbott
1221 Avenue of the Americas/New York, NY 10020

Name _____

Address _____

City _____ State _____ Zip _____

Prices subject to change without notice. COD orders not accepted

RE 781

Rev. 00



OCTOBER 1981

NEW IDEAS

Frequency-Counter Preamp

THIS EASY-TO-BUILD PREAMPLIFIER HAS made a great deal of difference with my frequency counter. Although my counter has a sensitivity of 25 mV, many signals from mixers, oscillators, and IF strips were too weak to get a stable readout on the counter. Some were so weak that I could not get any reading at all. By using the preamplifier with a short length of shielded cable and chip leads, signals that previously could not generate a readout at all generated precise and stable readouts on the counter.

With stronger signals, no direct connection is necessary—just placing the clip leads in the vicinity of the oscillator circuit results in a stable pickup!

The whole preamplifier is made with common junk-box parts and the physical layout is exactly as shown in the schematic (Fig. 1). The preamplifier and the battery fit inside a 2 × 2 × 4-inch aluminum box; the input and output cables enter from opposite sides of

the box. The DPDT switch is used to bypass the circuit when amplification is not needed. And, of course, the LED reminds you to turn it off.

The preamplifier can also be used for many other purposes. For example, the unit was also tested as a receiver preamplifier and increased received signal strength about 6 "S" units at 30 MHz.

I also built a line tap so that I could measure the frequency directly at the output of a transmitter. The entire circuit for that consists of two diodes, one resistor and one capacitor, and is housed in a metal box as shown in Fig. 2. The line tap simply picks off a low-amplitude signal for measurement by the frequency counter. The antenna is still used as the load for the transmitter.

The line tap can be connected to transmitters with an output power of between 1 watt and 250 watts. Connect the line tap as shown.

—John A. Crookshank

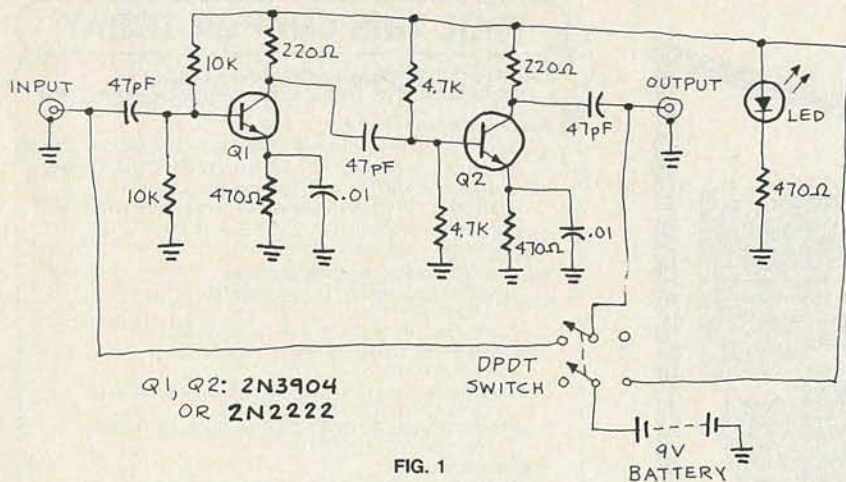


FIG. 1

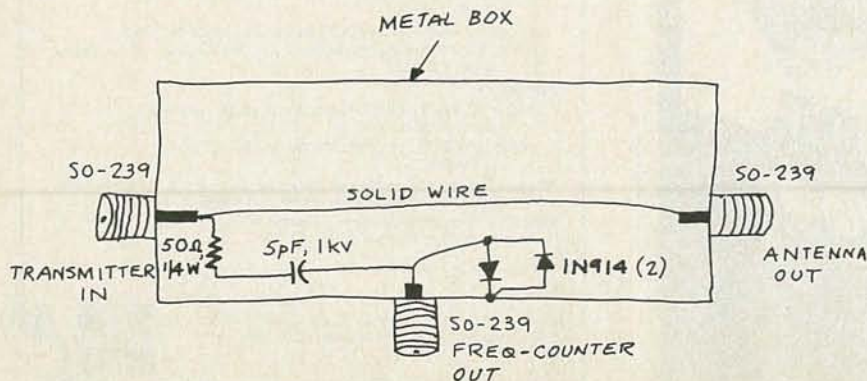


FIG. 2

NEW IDEAS

This column is devoted to new ideas, circuits, device applications, construction techniques, helpful hints, etc.

All published entries, upon publication, will earn \$25. In addition, Panavise will donate their model 324 Electronic Work Center, having a value of \$49.95. It combines their circuit-board holder, tray base mount, and solder station (see photo below). Selections will be made at the sole discretion of the editorial staff of **Radio-Electronics**.



I agree to the above terms, and grant **Radio-Electronics Magazine** the right to publish my idea and to subsequently republish my idea in collections or compilations of reprints of similar articles. I declare that the attached idea is my own original material and that its publication does not violate any other copyright. I also declare that this material had not been previously published.

Title of Idea

Signature

Print Name

Date

Street

City

State

ZIP

Mail your idea along with this coupon to: **New Ideas Radio-Electronics, 200 Park Ave. South, New York, NY 10003**

COMPUTER CORNER

An introduction to computer applications

LES SPINDLE*

COMPUTERS IN THE 80'S ARE INFILTRATING our everyday existence at a mind-boggling pace. Whether you're an electronics whiz with an Einstein IQ or an electronics student, the automation blitz is making inroads into every facet of your daily existence.

If during the course of a day you: deposit a check at the bank; call directory assistance; use a credit card; find your mailbox overflowing with junk mail; time a meal in your microwave oven, or go through the checkout stand at your local market, your life is affected by computer technology.

If you own, or work for, a small, medium, or large business, chances are that you work directly with computer equipment in your office (or will be in the near future).

And finally, the average consumer will probably have a personal computer in his or her home by the 1990's. When that happens, a computer, such as the one shown in Fig. 1, will become important in shaping the user's daily activities.

Exactly what is this awesome device we call a computer, what does it mean to you, and how will it affect your life in the years to come? In this column, we hope to present a comprehensive introduction to the microcomputer, its burgeoning use for small business and home applications, and the utilitarian, scientific, economic, cultural, and social repercussions that will undoubtedly follow.

The emphasis will be on home and business applications, for those are the areas that will most directly affect you in the years to come. You will need a working knowledge of the jargon, equipment, applications, and elementary technical concepts to cope with this fast-moving phenomenon, as it charges head-on into the mainstream of your daily routine.

How has all of that managed to come about so fast? A mere 25 years ago, computer technology was a concept that sounded about as futuristic as Tom Swift and his incredible flying machine—1984 and beyond. Capabilities that were feasible only for huge corporations that could afford to pay mil-

lions of dollars are now available for the average consumer at a cost of \$10 or less.

The lightning-paced progress followed the birth of one very important concept in the mid-70s: large-scale integration technology (LSI), wherein thousands of electronic circuits were integrated into a miniscule device only a fraction of a square inch in size. That miniature marvel, the microprocessor chip, is now at the heart of modern computer technology, from an everyday kitchen appliance to a room-size piece of main-frame equipment that transmits data to thousands of terminals across the nation. As the technology continues to improve, the capabilities go up—and the cost of producing them goes down. As a result, the microprocessor is continually being adopted for more widespread usage, increasing the efficiency of human endeavors—from the vitally important to the mundane—from the ridiculous to the sublime.

What does all this advancing technology hold for you? How can a microcomputer make your business transactions more efficient and economical? There are hundreds of ways—the machines are having a profound impact on virtually every industry and profession. Legal, medical, retail sales, insurance, stock market, publishing, and government-agency operations depend on

computer technology for countless recordkeeping, filing, and financial functions. Computers are accomplishing work faster, more efficiently, and more inexpensively than humans could ever hope to do.

A typical business system might include a CPU (central processing unit, the actual "brains" of the computer); about 48K of memory, mass storage on one or more floppy disk drives (where all recorded data is stored); a printer (for data output), and a CRT terminal with keyboard (for input). The price is highly variable, depending upon the number of floppy disk drives, the amount of memory, the speed of the printer, and the level of software support.

Many business systems are pre-programmed to answer standard questions, such as what reports it has on file in memory and what types of information it can supply from other sources (tapes, disks, etc.). That guide, or menu, directs the user through a concise summary of the program and what it has to offer, serving as a step-by-step instructor for the uninitiated. Generally, each sub-topic is accompanied by a 3- to 5-digit code, which the user will then re-enter for a more detailed menu of the sub-topic, with further steps listed for using that specific data.

Often, businesses will purchase pre-

continued on page 111




FIG. 1

*ASSOCIATE EDITOR,
INTERFACE AGE MAGAZINE

Go with McGraw-Hill's EXPERIENCE!

McGraw-Hill's NATIONAL ELECTRICAL CODE® HANDBOOK, 17/e. By J. F. McPartland. 1,162 pp., 1,096 illus. Bigger and better than ever! This mammoth reference explains and clarifies the many complex provisions of the current (1981) Code® to help you meet rules exactly and pass inspections the very first time.
456/933 Pub. Pr., \$24.50 Club Pr., \$18.95

ELECTRONICS ENGINEERING FOR PROFESSIONAL ENGINEERS' EXAMINATIONS. By C. R. Hafer. 336 pp., more than 200 illus. Actually two books in one—a quick preparation manual to help you pass your P.E. exams on the first try and a rich source of practical electronics engineering information and know-how.
254/303 Pub. Pr., \$22.50 Club Pr., \$17.50

ELECTRONICS CIRCUITS NOTE BOOK: Proven Designs for Systems Applications. By S. Weber, Editor in Chief. 344 pp., illus. Containing 268 ready-to-use or adapt circuits—each a proven solution—this book brings you the best of the best articles published in *Electronics'* popular Designer's Casebook section. Covers display circuits, encoders and decoders, filters, function generators, logic and memory circuits, micro-processors, and more.
192/448 Pub. Pr., \$32.50 Club Pr., \$25.50


OPTICAL FIBRE COMMUNICATION. By Technical Staff of CSELT. 928 pp., 519 illus. Brings you a complete worldwide overview of one of today's most important technologies—from the basics to the highest technical levels currently possible. It's the first book to cover both the theoretical and technological aspects of optical fiber communication as well as practical design, production, measurement, installation, implementation, and operation.
148/821 Pub. Pr., \$39.50 Club Pr., \$29.50

DESIGNING WITH FIELD-EFFECT TRANSISTORS. By Siliconix, Inc.; edited by A. D. Evans. 304 pp., 269 illus. Here's the full story of FETs and FET applications. It presents the necessary theory and a large number of design examples for such applications as amplifiers, analog switches, voltage-controlled resistors, constant-current supplies, power switching, and ICs. Geared to help you use FETs to maximum advantage.
574/499 Pub. Pr., \$24.50 Club Pr., \$18.50

THE ARCHITECTURE OF PIPELINED COMPUTERS. By P. M. Kogge. 352 pp., 180 illus. This guide summarizes and explores the state of the art in pipelining and shows you how to solve practical design problems. Discussions range from logic design considerations through the construction, cascading, and control of pipelined structures to the development of programming techniques.
352/372 Pub. Pr., \$27.95 Club Pr., \$21.95

BUY ONE of these great professional books and **GET ONE FREE** when you join McGraw-Hill's **Electronics and Control Engineers' Book Club** (values up to \$69.50)

Choose any one of these books at the special Club discount, and select any other as your gift free-of-charge when you enroll!



HANDBOOK OF OPERATIONAL AMPLIFIER CIRCUIT DESIGN. By D. F. Stout; edited by M. Kaufman. 434 pp., 223 illus. Compact, concise, highly concentrated, and containing a storehouse of information, this one-stop volume will help you quickly solve any op amp circuit problem!
617/97X Pub. Pr., \$34.50 Club Pr., \$25.50

MODERN ELECTRONIC CIRCUITS REFERENCE MANUAL. By J. Markus. 1,264 pp., 3,666 circuit diagrams. This 103-chapter guide means you can speed up the production of new electronic devices with ease and thereby lower your production costs. Complete with values of components and suggestions for revisions, plus the original source of each circuit in case you want additional performance or construction details.
404/461 Pub. Pr., \$49.50 Club Pr., \$38.50

OPTOELECTRONICS/FIBER-OPTICS APPLICATIONS MANUAL. By Applications Engineering Staff of Hewlett-Packard Optoelectronics Division. 2nd Ed., 400 pp., 448 illus., outsized 8½ x 11 format. Nearly doubled in size in this second edition, this handy source has the data and know-how you need to design circuits, specify components, and solve problems in optoelectronics engineering. To save you time, it's organized by product types and special functions, and each chapter is self-contained.
286/06X Pub. Pr., \$27.50 Club Pr., \$21.50

ELECTRONICS DESIGNERS' HANDBOOK, 2/e. Edited by L. J. Giacometto. 2,344 pp., 1,686 illus. Now doubled in size and with 90% of its material new, this famous classic (first edition by Landee, Davis, Albrecht) has been thoroughly revised and updated to give you not only the *how* and the *why* of all your design work but also the *how much* of every design step you take!
231/494 Pub. Pr., \$69.50 Club Pr., \$51.50

ELECTRONIC FILTER DESIGN HANDBOOK. By A. B. Williams. 576 pp., 408 illus. The book is organized so that you can start from practically any set of requirements and follow a sequence of clearly outlined steps and design filters ranging from simple networks to very complex configurations. Each design technique is illustrated with step-by-step examples and is accompanied by a wealth of applicable schematics, graphs, and tables of normalized numerical values.
704/309 Pub. Pr., \$32.50 Club Pr., \$25.50

BIT-SLICE MICROPROCESSOR DESIGN. By J. Mick and J. Brick. 320 pp., 230 illus. All in one place—the crucial information you've been needing about the 2900 family of bit-slice microprocessor components! A remarkable "first," this book designs right before your eyes not just one but two complete 16-bit machines!
417/814 Pub. Pr., \$24.00 Club Pr., \$14.50

DIGITAL HARDWARE DESIGN By J. B. Peatman. 428 pp., over 400 illus. Taking you beyond the microcomputer, this guide re-examines traditional techniques and focuses maintainability as a key goal, on the design of circuitry too fast for the microcomputer alone, and on designing for usefulness. It covers everything from algorithmic state machines to separately clocked circuits—with scores of examples.
491/321 Pub. Pr., \$31.95 Club Pr., \$24.95

HANDBOOK OF ELECTRONICS CALCULATIONS FOR ENGINEERS AND TECHNICIANS. Edited by M. Kaufman and A. H. Seidman. 653 pp., 725 illus. This first comprehensive tool of its kind includes hundreds of worked-out problems in analog and digital circuits. Includes more than 700 diagrams, curves, tables, and graphs.
333/920 Pub. Pr., \$27.50 Club Pr., \$21.00

INTRODUCTION TO THE THEORY AND DESIGN OF ACTIVE FILTERS. By L. P. Huelsman and P. E. Allen. 430 pp., illus. Once you add active filter design to your repertory of specialties, you'll possess a skill that's in great demand today. Here's one of the best texts we know on the theory, design, application, and evaluation of modern active filters and the various techniques used today.
308/543 Pub. Pr., \$28.50 Club Pr., \$21.50

USER'S GUIDEBOOK OF DIGITAL CMOS INTEGRATED CIRCUITS. By E.R. Hnatek. 339 pp., 245 illus. Providing the first comprehensive overview, this practical guide covers CMOS logic performance characteristics and selected circuit applications, data conversion and telecommunication circuits, CMOS memories, and commercially available CMOS microprocessors.
290/679 Pub. Pr., \$24.50 Club Pr., \$18.50

INTRODUCTION TO RADAR SYSTEMS, 2/e. By M. I. Skolnik. 698 pp., 244 illus. This new edition of a widely used text on radar from the systems engineer's point of view brings you full discussions of the many major changes that have occurred in the field recently.
579/091 Pub. Pr., \$38.50 Club Pr., \$30.50

ELECTRONIC COMMUNICATION, 4/e. By R. L. Shrader. 801 pp., 870 illus. This thoroughly updated edition offers all the theory and fundamentals you need to prepare yourself for the FCC commercial and amateur grade license examinations—and pass them the first time!
571/503 Pub. Pr., \$21.95 Club Pr., \$16.95

PRINTED CIRCUITS HANDBOOK, 2/e. By C. F. Coombs, Jr. 256 pp., 327 illus. Blueprints every important phase of printed circuitry. Provides the information you need to establish a production facility and control the processes. A virtual encyclopedia in the field, five major sections cover engineering, fabrication, assembly, soldering, and testing.
126/089 Pub. Pr., \$38.50 Club Pr., \$28.95

STANDARD HANDBOOK FOR ELECTRICAL ENGINEERS, 11/e. By D. G. Fink and H. Beaty. 2,448 pp., 1,414 illus. Today's most widely used source of electrical engineering information and data serves you as no other single work when you need detailed, timely, and reliable facts and how-to on the generation, transmission, distribution, control, conversion, and application of electric power.
209/74X Pub. Pr., \$59.95 Club Pr., \$44.95

Be sure to consider these important titles as well!

DIGITAL FILTERS. By A. Antoniou. 021/171 Pub. Pr., \$32.95 Club Pr., \$24.95

ELECTRONIC DISPLAYS. By E. G. Bylander. 095/108 Pub. Pr., \$24.50 Club Pr., \$18.50

MICROCOMPUTER-BASED DESIGN. By J. Peatman. 491/380 Pub. Pr., \$32.50 Club Pr., \$25.50

MICROPROCESSORS/MICROCOMPUTERS/SYSTEM DESIGN. By Texas Instruments Learning Center & Engineering Staff. 637/58X Pub. Pr., \$24.50 Club Pr., \$19.50

ENGINEERING MATHEMATICS HANDBOOK, 2/e. By J. J. Tuma. 654/298 Pub. Pr., \$28.50 Club Pr., \$21.95


RADIO HANDBOOK, 21/e. By W. Orr. 772/630 Pub. Pr., \$21.50 Club Pr., \$16.60

TRANSFORMER AND INDUCTOR DESIGN HANDBOOK. By W. T. McLyman. 786/755 Pub. Pr., \$35.00 Club Pr., \$26.50

CRYSTAL OSCILLATOR DESIGN AND TEMPERATURE COMPENSATION. By M. E. Frerking. 784/973 Pub. Pr., \$18.95 Club Pr., \$14.95

MICROELECTRONICS. By J. Millman. 423/27X Pub. Pr., \$31.95 Club Pr., \$24.50

ELECTRONICS DICTIONARY, 4/e. By J. Markus. 404/313 Pub. Pr., \$29.95 Club Pr., \$22.50



MAIL THIS COUPON TODAY

McGraw-Hill Book Clubs
Electronics and Control Engineers' Book Club
 P.O. Box 582, Hightstown, New Jersey 08520

Please enroll me as a member and send me the two books indicated, billing me for my first selection only at the discounted member's price, plus local tax, postage and handling. If not satisfied, I may return the books within 10 days and my membership will be canceled. I agree to purchase a minimum of 3 additional books during the next 2 years as outlined under the club plan described in this ad. Membership in the club is cancellable by me anytime after the four book purchase requirement has been fulfilled.

Write Code # of
FREE selection here

Write Code # of
FIRST selection here

Orders from outside the U.S. must be prepaid with international money orders in U.S. dollars.

Signature _____

Name _____

Address/Apt. # _____

City _____

State _____ Zip _____

This order subject to acceptance by McGraw-Hill. All prices subject to change without notice. Offer good only to new members. A postage and handling charge is added to all shipments. E33483

Why YOU should join now!

■ **BEST BOOKS IN YOUR FIELD**—Books are selected from a wide range of publishers by expert editors and consultants to give you continuing access to the latest books in your field.

■ **BIG SAVINGS**—Build your library and save money too! We guarantee savings of at least 15% off publishers' list prices on every book. Usually 20%, 25%, or even higher!

BONUS BOOKS—You will immediately begin to participate in our Bonus Book Plan that allows you savings between 70-80% off the publisher's price of many books.

■ **CONVENIENCE**—14 times a year you receive the Club Bulletin FREE, fully describing the Main Selection and alternate selections, together with a dated reply card. If you want the Main Selection, you simply do nothing—it will be shipped automatically. If you want an alternate selection—or no book at all—you simply indicate it on the regular reply card and return it by the date specified. You will have at least 10 days to decide. If, because of late mail delivery of the Bulletin you should receive a book you do not want, just return it at the Club's expense.

As a Club member, you agree only to the purchase of four books (including your first selection) over a two-year period.

SERVICE CLINIC

If you're stumped, try using your sweep generator.

JACK DARR, SERVICE EDITOR

ELECTRONICS HAS ALWAYS HAD ITS share of fads. Perhaps "fad" isn't the best word, for most of them were really bursts of enthusiasm over some new piece of equipment or technique that improved the state-of-the-art. Good examples of that are VTVM's, signal tracers, and sweep-alignment generators.

Frankly speaking, early sweep-alignment setups were a mess. There were leads going everywhere and most of them were hot! If you touched anything the curve changed. They weren't easy to use, but it *was* possible. Compare that with the modern sweep generators that need just three connections to the TV chassis (input, output, and ground) and that automatically add markers to the curve at critical frequencies after the generator has swept through the IF. Today's generators even provide bias supplies.

Sweep generators can be used for things other than alignment; you can get a lot of information by simply hooking up a sweep generator and looking at the IF response curve. I used to do that in the days before television to diagnose odd problems in 4- and 5-tube radios. (The technique itself is fairly old; it just got a bit more complicated when TV came along.)

If everything in the radio's IF was working properly, the curve on the oscilloscope would look like a haystack, as shown in Fig. 1. If the scope showed a curve like the one in Fig. 2, it meant that the radio had a tendency toward regeneration—the radio would whistle as it tuned across a station. The problem was often caused by a bad filter capacitor. Once that capacitor was changed, the curve—and the radio's operation—returned to normal.

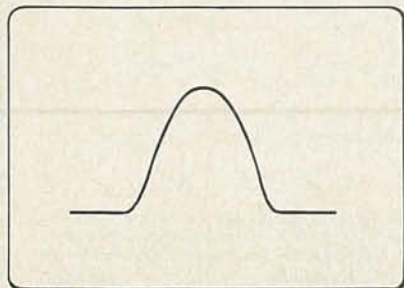


FIG. 1

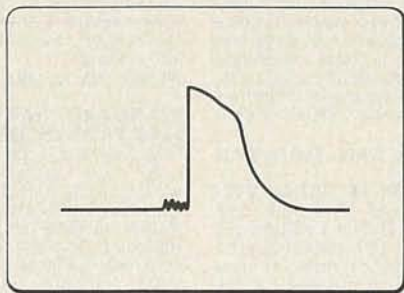


FIG. 2

The same technique can be used to diagnose the cause of an odd symptom in a television set. You don't have to make any adjustments (at least not right away)—just hook up a sweep generator and a scope. Switch on the four critical markers—41.25 MHz (sound-carrier trap), 42.17 MHz (color-carrier IF), 45.75 MHz (video-carrier IF), and 47.25 (adjacent-sound trap), then *look* at the curve.

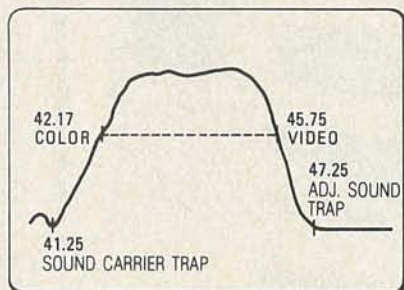


FIG. 3

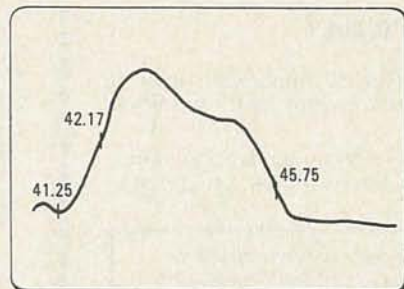


FIG. 4

The curve you see should be similar to the one shown in Fig. 3; all the markers should appear exactly where shown and the curve should be shaped more or less like a haystack, although there may be a slight dip across the top. If that is what you see, you can eliminate the question of IF alignment

as the cause of the problem.

But what if the curve indicates that the problem *does* lie in the IF? The information that the curve gives you can make finding and fixing the problem relatively simple. For example, say the problem is weak video and the IF curve looks like the one in Fig. 4. Notice that the 45.75-MHz marker is not where it should be but instead is almost at the curve's baseline. That indicates that the video IF is off frequency, reducing the amplitude of the video signal. Peaking the adjustment for this IF frequency should restore the curve to its correct shape and the set to proper operation.

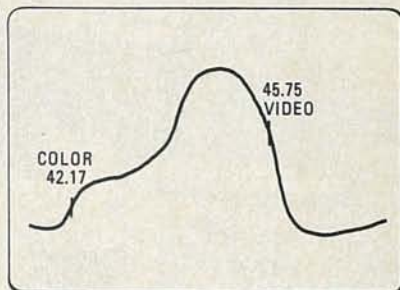


FIG. 5

Figure 5 shows the IF-response curve when the color-carrier IF is out of alignment. Like the example in Fig. 4, the marker is near the baseline instead of halfway up the side of the "haystack" as it should be. Again, peaking the adjustment for the frequency should restore everything to normal. If you have "herringbones" in your picture, check the 41.25 sound-carrier trap. If the carrier frequency is not squarely in the notch as shown in Fig. 3, too much sound signal is getting through and causing the oscillation that forms the pattern you see on the screen.

Let's take a closer look at the traps. The purpose of those tuned circuits is to get rid of any frequencies that are outside of the IF amplifier's passband. But if the circuits are out of alignment, the traps themselves can be the cause of your problems.

The 41.25- and 47.25-MHz markers should sit in notches at the baseline. All traps make a notch or dip in an IF-response curve and those are no exception. If the 41.25-MHz trap, for instance,

is set too high, it will pull down the left side of the curve and lower the color carrier. To correct this problem, tune the trap until the notch is at the baseline as shown in Fig. 3, and the 41.25 sound-carrier marker sits squarely in that notch. The lower-frequency traps not shown in Fig. 3 can also cause problems. If you move the 3.58-MHz trap too far, for instance, it can get over into the bandpass-amplifier output curve and cause some real problems.

Using the sweep generator does not mean that you will *have* to align the IF, but hooking the generator up and looking at what's going on can be a great help if you're lost. At worst, using your sweep generator can eliminate the IF as a source of your trouble—and eliminating *anything* as a source of trouble can only help. After all, that's the servicing "game"—eliminating all possible sources of trouble until you find the one that's to blame. **R-E**

SERVICE QUESTIONS

OOOOPS!

In the May 1981 issue of *Radio-Electronics* I mentioned World-Wide Sys-

tems as a source for Broadmoor parts. The only problem, according to Ken Greenberg of Skokie, IL, is that somehow the last digit of the address got lost. The correct address for World-Wide Systems is 3424 W. Touhy Ave., Chicago, IL 60645.

THERMAL PROBLEMS

This RCA CTC-53 had an odd problem. When the brightness was turned down, the picture would shrink about two inches at the top and bottom, and the vertical and horizontal would go out of sync. Also a vertical line of white dots that pulsed about a half-second apart would appear directly in the middle of the screen. The cause of all that turned out to be R40, a 220,000-ohm, 1/2-watt resistor; it had gone way down in value. That resistor is close to the 6GH8 horizontal oscillator tube, and heat could be the reason behind the change in value. I replaced the resistor with a 1-watt type and left the leads long enough to get it away from the tube.

Thanks to John Conti, of Texas City, TX for that one.

HEIGHT PROBLEM SOLVED

I had only a little deflection on this Magnavox T995. You gave me a few things to check, for which I thank you.

The problem turned out to be L1, a vertical "output choke," that had gone down from its normal 7.3 ohms to less than 5 ohms. That choke operates at near its rated value and overheating may have caused some of its turns to short out.

Thanks to Leroy Dahm of Waukegan, IL for that one.

TOUCHY AGC


This 12-inch Sylvania black and white set had an odd problem: raster, but no picture or sound. If the AGC pot was adjusted you would get a fair picture, but the AGC had to be reset each time you changed the channel. You suggested several tests, including checking the emitter voltages in the IF stages. Sure enough, I found that Q200—the 1st video IF—had an open base-emitter junction. Replaced Q200, reset the AGC pot, and now the set's doing just fine. Many thanks!—*Leslie Crumbaker, Needham, MA*

MORE ON ELECTROLYTICS

Some time ago I did a Clinic on the electrolytic capacitors found in the cathode circuit of vertical-output tubes in color sets. Bill Stiles, CET, of Hillsboro, MO has found a situation that I've never run into. It concerns C6 and C7 on the convergence board in an

The world of electronics gee-wizardry

Test Equipment □ Bugler, Fire Alarms □ Hobbyist & Automotive Electronics



THE EICO CATALOG

The Newest and Best Values in Do-It-Yourself Kits and Factory Assembled Electronic Instruments

Laboratory precision at lowest cost!


-YOURS FREE.

32-pages of test instruments—from the latest digital multimeters to the famous EICO scopes. Security systems. Automotive and hobbyist products. Kits and assembled. EICO quality. EICO value. For FREE catalog, check reader service card or send 50¢ for first class mail.

EICO® 108 New South Road
Hicksville, N.Y. 11801

CIRCLE 66 ON FREE INFORMATION CARD

"Our little vise is on everyone's list this Christmas. Look for our display at your local dealer."



Model 350 The PANAVISE Multi Purpose Work Center

Look for your Christmas gift in each Model 350 box.

PANAVISE

PANAVISE PRODUCTS, INC.
2850 E. 29th ST., LONG BEACH, CA 90806
(213) 595-7621

CIRCLE 45 ON FREE INFORMATION CARD

OCTOBER 1981

109

Admiral 12H1073 chassis (Sams 1054 and 1186). Capacitor C6 is a big one and is fairly easy to see, but C7 (50 μ F, 10 volts) is one of the little plastic-cased ones; it looks like a tubular paper capacitor. Bill says that if C6 is good, but C7 is open, you get a severe loss of vertical sweep at the bottom of the screen, and misconvergence. The capacitor in the set he had measured only 3 F. A new capacitor cured the problem.

PULSING RASTER AND SOUND

The raster and sound on this Admiral 4M10C pulse. In fact, there is no raster at all except for a small dot or streak that pulses. I have B+ voltages on all of the fuses. This is a weird one.—T.D., Bellevue, OH

I remembered a service note that I saw on that chassis some time ago. What you have is a shutdown problem; the chassis is designed so that the high-voltage shutdown circuit will make the raster and sound pulse.

Try putting a Variac on the set and monitoring the B+ supply to the horizontal output. Bring up the line voltage slowly until the regulated DC voltage output is what it is supposed to be. Check to see if the set now works. If it does, you have a problem in the DC voltage-regulator circuit; its output is too high. R-E

EQUIPMENT REPORTS

continued from page 33

tions varying between 1 millivolt and 1 volt—again depending on the range in use. Current (both AC and DC) can be measured on two ranges: 20 milliamps and 200 milliamps full-scale. Resolutions of 10 and 100 microvolts respectively are claimed. Resistance is measured over five ranges from 200 to 200,000 ohms full-scale with a maximum open-circuit voltage of 1.5 volts on the 200-ohm range and 0.65 volt on the others. The open-circuit voltage on the low-power resistance ranges is 0.4 volt, as previously mentioned. Resolution varies from 0.1 to 1000 ohms depending on the range in use.

The model EZ-6100 requires two "AA"-size cells; their expected life is 300 hours. There is no provision for AC operation. While the instruction booklet does not contain a schematic, parts list, or troubleshooting hints, it does do a very good job of explaining how to use the meter.

In our tests we found that the unit was as accurate as the manufacturer claimed. In addition, we found it to be very handy to use, especially in the field. The Model EZ 6100 sells for \$142.00, about the same as many meters with fewer features. R-E

PARTS LIST—FEED HORN

Galvanized sheet metal
PVC pipe, 5-inch diameter, 10 inches long
PVC pipe, 6-inch diameter, 12 inches long.
Miscellaneous: Soft spacers or pads (see text), hardware, etc.

The following are available from McCullough Satellite Systems, PO Box 57, Highway 62-East, Salem, AR 72576: The 12-foot 8-Ball Satellite Television Antenna Kit, \$750. Includes everything except staples and concrete for mounting base. Frame is 1½ × 1½-inch angle iron with all pieces cut to fit and drilled. One coat of primer applied. All ¾ × 2 and ¾ × 3 redwood strips. Aluminum screen is 0.011-inch diameter wire in a 1/16-inch mesh. Add \$60.00 for heavy-duty mesh, \$50.00 for extra bracing and \$100.00 for galvanized frame.

The heavy mesh (0.025 inch diameter wire, 1/8-inch mesh) is about 2½ times as heavy as the regular mesh and will withstand abuse by hail, ice, etc. much better than the regular mesh. The extra bracing is necessary if you plan to move the antenna about. It makes the framework very rigid.

The 12-foot 8-Ball with galvanized frame, heavy mesh and extra bracing is a commercial-grade antenna named "Octasphere" and is available for \$1195.00. Feed horn (fits LNA with WR-229 input): Sheet metal with brass flange, \$40.00; Aluminum \$60.00 RG-213 cable (loss 25 dB/100 feet at 4 GHz), \$0.50 per foot. FM-8 cable (loss 13 dB/100 feet at 4 GHz), \$0.60 per foot. Avantek 120° LNA (50 dB gain) \$690.00 including DC block; \$650.00 without DC block. All prices are FOB, Salem, AR.

SATELLITE TV ANTENNA

continued from page 50

STRING



FIG. 32—TWO STRINGS, installed after alignment as shown, make it easy to detect any warps in the reflector surface.

have one rear leg uneven with respect to the other. That causes a "twist" in the frame, and therefore, in the reflector

surface. One way to check for a twist is to look at the antenna from the side and see if all the vertical ribs are parallel, or take an inclinometer and check each of the three middle vertical ribs. They should all have the same tilt angle.

Another, and perhaps the most accurate, way of making sure that the antenna retains its shape after it is aligned with the radius wire is to criss-cross a pair of strings as shown in Fig. 32. The strings must be installed after alignment, but *before* the antenna is moved. Install the strings from the top-right to the bottom-left corners, and from the top-left to the bottom-right corners. Adjust the strings as necessary so that they *just* touch at their centers. When you move the antenna, any twist will be apparent and can be quickly corrected by placing shims under one leg until the strings again just touch.

That wraps up our look at the 8-Ball. If you want a more complete picture on what satellite TV is all about, refer to the series of articles on this subject by Bob Cooper that appeared in previous issues of **Radio-Electronics**. If you would like to order a reprint of that series, see page 95. R-E

FREE! NEW CATALOG OF HARD-TO-FIND PRECISION TOOLS



Jensen's new catalog is packed with more than 2000 quality items. Your single source for hard-to-find precision tools used by electronic technicians, scientists, engineers, schools, instrument mechanics, laboratories and government agencies. This popular catalog also contains Jensen's world-famous line of more than 40 tool kits. Send for your free copy today!

JENSEN TOOLS INC.

1230 SOUTH PRIEST DRIVE
TEMPE, ARIZONA 85281

CIRCLE 28 ON FREE INFORMATION CARD

COMPUTER CORNER

continued from page 103

assembled and tested systems that have been designed specifically for specialized needs. Those are called turnkey systems—all you have to do is turn on the machine and it's up and running. Of course, the more work you do in assembling your own system, the less you'll have to pay in initial costs—or, later, for outside consultation by professional systems analysts, who examine a client's needs, then devise an efficient hardware and software combination for him.

There are thousands of business-software packages available, with software companies offering new releases every day. Among the most popular offerings are accounts-receivable programs. A good A/R package can be one of the most cost-justified packages for a business—often paying for itself in less than a year.

Some typical functions of an A/R package include: summaries of general ledger accounts; keeping track of unpaid invoices and reports; on-line inquiry (a user may easily inquire about the status of an account and receive an immediate answer); categorizing billing cycles for individual customers... and the list goes on.

Another important business application—it has created a revolution in the publishing field alone—is word processing. Just as the typewriter replaced the hand-written word and made the production of memos, letters, and manuscripts thousands of times more efficient and economical, the word processor is now multiplying that level of efficiency thousands of times over again.

A typical word-processing system might include a desk-top display and electronic modules; a typewriter-like keyboard; a printer, and removable disk storage. When a letter or manuscript is typed, a copy is placed in the memory. The copy contains all the corrections and modifications the user makes, so when the letter is finished, it comes out perfectly. If an error does slip by, there's no need to retype the whole letter, since it is kept in storage and can be fed into the memory again. Days, even weeks, later that same letter can be corrected by stopping at the point where the error occurred and keying in the correction.

Letters, words, and paragraphs can be moved around, deleted, or revised in seconds. A secretary can save at least half the time of typing a manuscript, in comparison to using a traditional typewriter.

There are a multitude of considerations in selecting a word processor. The important approach to selection, as with all other computer equipment,

is to examine your individual word-processing needs, then go out in search of equipment that includes the features that best satisfy those specifications.

There are countless other business applications possible: inventory control; mass mailing; payroll; accounts receivable; job cost and work-flow analysis; general ledger; timecard records; filing; accounts payable; tax accounting; medical-monitoring functions, etc.

The micro is obviously destined to become an integral part of the office of the future, as more and more small businesses discover that micros are now not only affordable to them, but essential to keep up with the competition.

The average consumer is gradually making similar discoveries about the micro in the home. The hobbyist era of the home-computer buff is expanding to make way for the home computer as a practical tool—no longer just a recreational diversion.

A typical home system would be pre-built and tested before sale, and would include a keyboard for input and a TV screen for output. Rather than a disk system, which is more expensive, personal systems most often employ a cassette tape recorder for storage of program data.

Prices range from about \$300 up to \$2,000. Although it may seem as if computers that inexpensive couldn't do much more than provide entertainment, they *do* have the capacity to solve problems and accept various types of programs.

Some practical home applications include: financial recordkeeping; monitoring of heating, lighting and cooling systems; travel planning; kitchen inventory; stock-market analysis; mailing lists, and tax computation. Beyond all that, of course, are the entertainment aspects of home software, reaching their ultimate versatility with the latest in videocassette, videodisc, and videotext technology.

But the ultimate impact of home computing has even more profound implications. Data base telecommunications networks, such as MicroNet and the Source, make it possible for home users not only to communicate with each other in a CB-radio type pastime, but also to share programs and miscellaneous useful data. Data is transmitted from terminal to terminal via telephone lines for subscribers to the service. Not only can users share data with one another, but they can also access a growing list of powerful data bases with everything on file from Congressional records to the latest news as well as history.

Next time we'll take a look at several microcomputer systems, weighing the pros and cons of each, to aid a potential buyer in making a choice.

R-E



FREE!

1981 DISCOUNT ELECTRONICS CATALOG

JOIN THE PAK!

Send for our Free catalog and become a member of our exclusive Pak. Our members receive Poly Paks' exciting catalog several times a year. We offer: Penny Sales, Free Premiums and Low, Low Prices on a wide variety of

Over
4.5 Million
Satisfied
Customers

Electronic Products such as Computer Peripherals, Integrated Circuits, Speakers, Audio Equipment, Rechargeable Batteries, Solar Products, Semiconductors, and much, much more! Take advantage of our 25 years as America's foremost Supplier of discount electronics.

RUSH ME YOUR FREEDISCOUNT CATALOG!

NAME: _____
ADDRESS: _____
CITY: _____
STATE: _____ ZIP: _____

CLIP AND MAIL COUPON TODAY TO:
POLY PAKS, INC.
P.O. Box 942, RA10
S. LYNNFIELD, MA. 01940 (617) 245-3828

CIRCLE 32 ON FREE INFORMATION CARD

Vital protection for PC Boards



Be safe. Desolder PC components with Endeco irons. Get *proper* HEAT TO MELT and *strong* VACUUM ACTION TO LIFT solder and *cool* both PC board and component without damage.

These PC components replaced fast with Endeco desoldering or soldering tools.



Endeco professional features include safety light that denotes *high*, *low* and *off* on switch models, SS construction for long life, light weight and balance for easy use.

Contact your distributor for Endeco desoldering and soldering irons, kits and equipment—or write us today.

Enterprise Development Corp.

5127 East 65th Street
Indianapolis, IN 46220
Phone: (317) 251-1231

CIRCLE 71 ON FREE INFORMATION CARD

OCTOBER 1981

market center

CLASSIFIED COMMERCIAL RATE (for firms or individuals offering commercial products or services). **\$1.65 per word prepaid (no charge for zip code)** . . . **MINIMUM 15 WORDS**. 5% discount for 6 issues, 10% for 12 issues within one year, if prepaid.

NON-COMMERCIAL RATE (for individuals who want to buy or sell a personal item) **\$1.00 per word prepaid** . . . no minimum.

ONLY FIRST WORD AND NAME set in bold caps. Additional bold face (not available as all caps) at 10¢ per word. All copy subject to publisher's approval. **ADVERTISEMENTS USING P.O. BOX ADDRESS WILL NOT BE ACCEPTED UNTIL ADVERTISER SUPPLIES PUBLISHER WITH PERMANENT ADDRESS AND PHONE NUMBER.** Copy to be in our hands on the 26th of the third month preceding the date of the issue (i.e., August issue closes May 26). When normal closing date falls on Saturday, Sunday, or a holiday, issue closes on preceding working day.

EDUCATION & INSTRUCTION

EINSTEIN superseded! Free! **408 Vermont**, Daytona 32018

UNIVERSITY degrees by mail! Bachelors, Masters, Ph'D's . . . Free revealing details. **COUNSELING**, Box 317-RE10, Tustin, CA 92680

ATTENTION ELECTRONIC TECHNICIANS



Highly Effective Home Study BSEE Degree Program for Experienced Electronic Technicians. Our New Advanced Placement Program grants Credit for previous Schooling & Professional Experience. Advance Rapidly! Our 36th Year!

FREE DESCRIPTIVE LITERATURE!

Cook's Institute of Electronics Engineering
DESK 15, P.O. BOX 20345, JACKSON, MS 39209

Government Surplus ELECTRONICS

LOW AS 2¢ ON DOLLAR!

Amplifiers \$2.30!! Two-Way Radios \$5.40!! Thousands of items! Most comprehensive Buyer's Guide available, tells how, where to buy. Start receiving FREE catalogs for all Govt Surplus Sales in your area! Plus—Wholesale Discount Source Guide. \$9.95 ppd. Moneyback Guarantee.

COMMAND HQ-3, Custom House POB-26348, San Francisco, CA 94126



CB RADIO

GET more CB channels and range! Frequency expanders, boosters, speech processors, interference filters, VOX, how-to books, plans. Catalog \$2. **CB CITY**, Box 31500RE, Phoenix, AZ 85046

WANTED

SUBMINIATURE cameras urgently wanted by collector. Premium prices paid. Write: **SUBMINS**, Box 1500, Cos Cob, CT 06807

ADDRESSERS—mailers—homeworkers needed! 50 firms listed, rush 50 cents, addressed envelope. **BONNIE NIEUWENDAAL**, P.O. Box 23432, Tampa, FL 33623

A SINGER'S DREAM!



REMOVES VOCAL FROM MOST STEREO DISCS

The Thompson Vocal Eliminator can actually remove most or virtually all of a solo vocalist from a standard stereo record and yet leave most of the background music untouched! Not an equalizer! We can prove it works over the phone. Write or call for a 24 page brochure and demo record.

Write to: **LT Sound**, Dept. R, P.O. Box 338, Stone Mountain, GA 30086. Phone (404) 493-1258. COST: \$295.00

BUSINESS OPPORTUNITIES

MECHANICALLY inclined individuals desiring ownership of Small Electronics Manufacturing Business—without investment. Write: **BUSINESS-ES**, 92-R, Brighton 11th, Brooklyn, NY 11235

\$700 per month earnings possible filling out income tax forms at home or tax office during tax season. We show you how. Simple, quickly learned. Details mailed free. No salesmen. Hurry. Big demand. **FEDERATED TAX**, 2015 Montrose, Chicago, IL 60618

PROJECTION TV . . . Make \$200.00+ per evening assembling projectors . . . Easy . . . Results equal to \$2,500 projectors . . . Your total cost less than \$15.00 . . . **Plans, lens & dealer's information \$14.00** . . . Illustrated information free . . . **MACROCOMGBX**, Washington Crossing, PA 18977. Credit card orders 24 hours. (215) 736-2880.

REEL TO REEL TAPE

OPEN reel tape—mostly Ampex, used once, unspliced, (unboxed) 7" 1800' or 2400'—50 reels for \$60.00 (postpaid) 3600' 10½" reels \$2.00 each. Sample reel \$1.50. **AUDIO TAPES**, Box 9584-G, Alexandria, VA 22304

RAM/EAROM

2708—\$3.45; 2716—\$5.95; 2732—\$14.95; 4116 (200 ns)—\$1.95; Add \$2 postage. **BAILEY**, 6731 Vistadel Sol, Huntington Beach, CA 92647

FOR SALE

PRINTED circuit boards: Your artwork, quick delivery, reasonable. Quantity discounts. **ATLAS CIRCUITS**, Box 892, Lincolnton, NC 28092 (704) 735-3943

RF power transistors—tubes—special parts for "ham" linears. MRF454 \$17.00, MRF455A \$14.00, 8950 \$9.00, 6LF6 \$5.50, catalog and cross-reference help available. COD—Visa/MC. **WESTCOM** 1320 Grand, San Marcos, CA 92069. (714) 744-0728

COMPLETE line of microwave television converters and accessories to suit your needs. Converters have a one year warranty backed by a 3 year reputation. Call or write for complete specifications and pricing. **Dealer inquiries invited.** **TRITON MARKETING**, 1933 Rockaway Parkway, Brooklyn, NY 11236 (212) 531-9004

Be an FCC LICENSED Electronic Technician

Earn up to \$600 a Week & More!

No costly school — The Original FCC Tests—Answers exam manual that prepares you at home for FCC General Radiotelephone License. Newly revised multiple-choice exams cover all areas tested on the actual FCC Govt exam! No previous experience required. \$12.95 post-paid. Moneyback Guarantee.

Dept. E P.O. Box 26348, San Francisco, CA 94126



COMMITMENT PRODUCTIONS

NOSTALGIA crystal radio. Expertly handcrafted. Traditional style. Assembled and tested. Write for information. **BOB RYAN**, P.O. Box 3039, Anaheim, CA 92803

SCANNER monitor accessories—kits and factory assembled. Free catalog. **CAPRL ELECTRONICS**, Route 1R, Canon, GA 30520

MICROWAVE receiver system. Write: "Dealers Wanted," Dept. RE, POB 440668, Aurora, CO 80044. (303) 620-9736

RECONDITIONED test equipment. \$1.00 for catalog—**JAMES WALTER TEST EQUIPMENT**, 2697 Nickel, San Pablo, CA 94806

2150 megahertz downconverters \$99.95 up, assembled. Details for **SASE. GW ELECTRONICS**, POB 688, Greenwood, IN 46142

CHEMICALS, apparatus, project books, wide selection. Catalog \$1.00 send to: **PIONEER Ltd. Ind.**, 14a Hughey St., Nashua, NH 03060

RESISTORS ¼W, ½W 5% carbon films 3¢ ea. **No minimums**. 1% metal films. Send for details. Bulk pricing available. **JR INDUSTRIES**, 5834-C Swancreek, Toledo, OH 43614

To run your own classified ad, put one word on each of the lines below and send this form along with your check for \$1.65 per word (minimum 15 words) to:

Radio-Electronics, 200 Park Avenue South, N.Y., N.Y. 10003

ORDER FORM

PLEASE INDICATE in which category of classified advertising you wish your ad to appear. For special headings, there is a surcharge of \$10.

- () Plans/Kits () Business Opportunities () For Sale
() Education/Instruction () Wanted ()

Special Category: \$10

(PLEASE PRINT EACH WORD SEPARATELY, IN BLOCK LETTERS.)

1	2	3	4	5
6	7	8	9	10
11	12	13	14	15
16	17	18	19	20
21	22	23	24	25
26	27	28	29	30
31	32	33	34	35

PLEASE INCLUDE FOR OUR FILES YOUR PERMANENT ADDRESS AND PHONE NUMBER.

NOW AVAILABLE

Actives New Product Catalog
return this form for a free copy

Name _____
Address _____
City _____
State _____ Zip _____



STOP • COMPARE • SAVE
STOCK UP NOW FOR SCHOOL
AND WINTER PROJECTS.
"ACTIVE IS AGGRESSIVE"

"FALL STOP SPECIAL"

1981 IC MASTER

- Bigger and Better 150 Manufacturers
- 3200 Pages of Technical Information
- Eight Master Selection Guides
- 50,000 IC Devices Listed (15,000 Changes from the 1980 Edition)
- New Development System and Custom IC Selection

"If you work with electronics, you can't do without it."
REGULAR PRICE \$82.50
"VERY SPECIAL" \$69.95

COMPUTER SUPPORT CENTER

Zilog

30-CPU	2.5 MHz	6.85	Z0-SIO/0	2.5 MHz	22.45
30A-CPU	4.0 MHz	9.45	Z80-SIO/1	4.0 MHz	27.85
30-PIO	2.5 MHz	5.45	Z80-SIO/2	2.5 MHz	22.45
30A-PIO	4.0 MHz	7.65	Z80A-SIO/2	4.0 MHz	27.85
30-CTC	2.5 MHz	5.45	Z80-SIO/9	2.5 MHz	16.85
30A-CTC	4.0 MHz	7.65	Z80A-SIO/9	4.0 MHz	21.54
30-DMA	2.5 MHz	15.95	Z80-DART	2.5 MHz	11.95
30A-DMA	4.0 MHz	22.95	Z80A-DART	4.0 MHz	14.85

MOS MEMORIES

MOS Static RAM's

Part No.	Price
101-35 1K (256 x 4) 350NS 22 PIN	3.65
102-25 1K (1K x 1) 250NS 16 PIN	1.25
2111-45 1K (256 x 4) 450NS 18 PIN	2.65
DBN-35 1K (256 x 4) 350NS 18 PIN	2.65
114L Low Power 4K (1024 x 4) 300NS	2.95
147 4K (4K x 1) 55NS	8.95
147 4K (4K x 1) 70NS	7.45

UART's

Y5-1013A 0 KHz Single 5V Supply	Special 3.95
---------------------------------	--------------

IK CMOS RAM

101 1K (256 x 4) 450NS 22 PIN Low Power	2.98
---	------

4K CMOS RAM

6504 4K (4K x 1) 550NS 18 PIN 110MW	5.84
8514 4K (1K x 4) 450NS 18 PIN 110MW	5.84

SHIFT REGISTERS

403A (TO-5) dual 512 bit	2.98
404A (TO-5) single 1024 bit	2.98
341APC FIFO 1 MHz	4.45
342PC 64 Bit	3.95
347PC 80 bit	3.45

ECL RAM

0410ADC/HM2106 5 x 1 bit fully decoded 15NS 16 pin	7.95
--	------

CLOCK CHIP

ASM5832RS Microprocessor Real-time Clock/Calendar	12.95
---	-------

MICROPROCESSOR CHIP SETS

8035 CPU	5.95	6800 CPU	4.65	
8039 CPU	7.95	6802 CPU	6.95	
8080A CPU	3.95	6808 CPU	6.45	
8085 CPU	5.60	6809 CPU	19.95	
	8.15	6810	2.65	
	8.21	1.65	6820	3.65
	8.21	3.45	6821	2.65
	8.21	1.65	6845	17.45
	8.22	2.95	6850	2.65
	8.22	1.65	6852	2.65
	8.22	3.95	6855	7.45
	8.25	4.40	6502 CPU	7.45
	8.25	6.65	6504 CPU	7.85
	8.25	4.40	6505 CPU	7.65
	8.25	6.95	6520	5.72
	8.27	6.95	6522	7.95
	8.27	7.45	6523	10.85
	8.28	28.00	6551	10.95
	8.28	28.00		

EPROM'S

C1702A 2K 1US	\$ 7.95
C2708 1K x 8 450 ns	\$ 3.98
C2716/TM82516 (Intel version)	\$ 6.98
16K 450NS Single 5V Supply	
TM82532 (T Pin Out)	\$19.95
32K (4096 x 8) 450 ns	
C2732 (Intel version)	\$18.75
32K (4096 x 8) 450 ns	
TM82564	\$89.00
64K (8K x 8) 450 ns	

16K STATIC RAM (200NS) \$16.45

16K MOS DYNAMIC RAM'S (16 PIN)

4116-20 (200NS)	\$ 2.65
4116-30 (300NS) Ceramic	Special \$ 2.25

4K MOS DYNAMIC RAM'S

TMS4060-30	Special \$ 2.65
4K (4K x 1) 300NS 22 PIN	

16K CMOS STATIC RAM

6116 16K (2K x 8) 150NS 16 PIN	\$24.00
--------------------------------	---------

64K MOS DYNAMIC RAM

4164 64K (64K x 1) 200NS 16 PIN	\$24.00
4164 64K (64K x 1) 150NS 16 PIN	\$29.95

PROM'S

1.88 256 bit, 16 PIN	
1.88 256 bit, 16 PIN	
93427/82S129 2.75 1K 16 PIN	
93417/82S126 2.75 1K 16 PIN	
93448/7621 4.95 2K 16 PIN	
93436/7620 4.95 2K 16 PIN	
93453/7643 6.95 4K 18 PIN	
93448/7641 7.95 4K 24 PIN	
93451/82S181 17.95 4K 24 PIN	
82S185/7128 17.95 8K 24 PIN	
745478/7132 19.84 8K, 24 PIN	
82S191/7138 78.00 16K, 24 PIN	

ROCKWELL AIM 65

R6502 based microcomputer system with full sized keyboard. Alphanumeric 20 character display and alphanumeric 20 column thermal printer 1K RAM. Price: \$445.00

SYNERTEK SYM 1

Powerful 6502-8 bit microprocessor 6 digit HEX LED display. Single 5V power requirement. Price: \$245.00

CMOS

CD4001BE .18	CD4040BE .84	CD4108BE 1.89
CD4002BE .18	CD4041BE .89	CD4109BE .58
CD4006BE .59	CD4042BE .54	CD4511BE .56
CD4007BE .24	CD4043BE .54	CD4512BE .72
CD4008BE .67	CD4044BE .48	CD4514BE 1.68
CD4013BE .29	CD4045BE .79	CD4531BE .84
CD4010BE .39	CD4047BE .69	CD4516BE .75
CD4011BE .18	CD4049BE .38	CD4519BE .52
CD4012BE .18	CD4050BE .32	CD4520BE .56
CD4013BE .29	CD4051BE .79	CD4522BE .78
CD4014BE .56	CD4052BE .79	CD4528BE 1.25
CD4015BE .56	CD4053BE .79	CD4527BE 1.59
CD4016BE .32	CD4060BE .89	CD4528BE .72
CD4018BE .52	CD4066BE .48	CD4531BE .84
CD4018BE .52	CD4068BE .24	CD4532BE .64
CD4019BE .48	CD4069BE .18	CD4539BE .59
CD4020BE .68	CD4070BE .24	CD4543BE 1.44
CD4021BE .57	CD4071BE .24	CD4553BE 2.89
CD4022BE .79	CD4072BE .19	CD4558BE .58
CD4023BE .19	CD4073BE .24	CD4556BE .58
CD4024BE .44	CD4075BE .24	CD4581BE 1.89
CD4025BE .20	CD4076BE .54	CD4582BE .69
CD4026BE .16	CD4077BE .24	CD4584BE .42
CD4027BE .42	CD4081BE .18	CD4585BE .79
CD4028BE .54	CD4082BE .18	CD4702BE 8.95
CD4029BE .89	CD4085BE .44	40097PC .72
CD4030BE .38	CD4086BE .54	40098PC .72
CD4033BE 1.67	CD4093BE .58	40161PC 1.20
CD4034BE 2.44	CD4099BE 1.75	40174PC .98
CD4035BE .69	CD4104BE 2.36	40175PC .98

LINEAR IC'S

LM301AN-8 .32	LM741CN-8 .28
LM307N-8 .29	LM747CN-14 .50
LM308N-8 .88	XR2206CP 3.45
LM308CH .95	LM348N-14 .39
LM309K 1.56	LM358N-8 .48
LM310HC 1.49	LM555N-8 .25
LM311CH .79	LM555N-14 .52
LM311N-8 .48	LM567CN-8 .84
LM318N-8 1.19	LM709CH .59
LM318CH 1.48	LM714CH .75
LM320K 4.65	LM723CH 2.92
LM324N .48	LM723CN-14 .72
LM339N .48	LM725CN-8 1.12
N8T26N 1.29	LM733CN-14 1.35
N8T28N 3.85	LM739CN-14 1.89
SN76477NF 1.98	LM741CH .59
	ULN2003AN .84

TTL — STANDARD, SCHOTTKY AND LOW POWER SCHOTTKY

00N .22	7428N .36	74104N .64	74159N 1.52	74197N .72	74S05N .48	74S153N .96	74S280N 1.98	74LS26N .39	74LS109N .36	74LS170N 1.59	74LS259N 1.29	74LS375N .64
01N .22	7440N .22	74107AN .44	74160N .48	74198N 1.39	74S08N .48	74S157N .96	74S283N 2.95	74LS27N .29	74LS112N .36	74LS173N .59	74LS260N .89	74LS377N 1.25
02N .24	7442N .44	74109AN .44	74161AN .64	74199N 1.39	74S09N .59	74S158N .96	74S299N 5.85	74LS30N .18	74LS122N .48	74LS174N .39	74LS266N .36	74LS378N .99
03N .24	7445N .84	74110AN .45	74162AN .68	74221N .68	74S10N .48	74S161N 2.85	74S373N 2.98	74LS32N .29	74LS123N .59	74LS175N .39	74LS273N 1.19	74LS379N 1.09
04N .24	7446N .84	74111N .58	74163AN .64	74246N 1.36	74S11N .48	74S162N 3.70	74S374N 2.98	74LS37N .29	74LS125N .44	74LS181N 1.98	74LS275N 3.95	74LS390N 1.98
05N .24	7447AN .65	74116N 1.20	74164AN .64	74247N 1.24	74S15N .48	74S163N 3.54	74S381N 5.95	74LS38N .29	74LS126N .44	74LS189N 4.45	74LS279N .48	74LS393N .98
06N .36	7450N .22	74120N 1.25	74165N .64	74251N .76	74S20N .48	74S168N 4.45	74S412N 2.98	74LS42N .44	74LS132N .52	74LS192N .72	74LS280N 1.98	74LS395N 1.19
07N .36	7451N .29	74121N .48	74166N .68	74259N 1.89	74S30N .36	74S169N 4.45	74S471N 6.45	74LS47N .68	74LS133N .98	74LS191N .72	74LS283N .78	74LS447N .98
08N .24	7453N .29	74122N .52	74170N 1.98	74273N 1.99	74S32N .64	74S174N .96	74S472N 8.45	74LS48N .99	74LS136N .42	74LS192N .64	74LS290N .72	74LS490N 1.89
09N .24	7454AN .29	74123AN .48	74172N 4.95	74276N .98	74S37N .89	74S175N .96	74S474N 9.65	74LS51N .21	74LS138N .48	74LS193N .64	74LS293N .38	74LS630N 85.00
10N .24	7472N .36	74125AN .48	74173N .79	74278N 2.38	74S38N .89	74S181N 3.95	74S476N 5.95	74LS54N .21	74LS139N .48	74LS194N .64	74LS298N .88	74LS670N 1.84
12N .36	7473N .36	74126AN .48	74174N .58	74279N .59	74S40N .39	74S182N 1.69	74S478N 1.69	74LS55N .24	74LS145N 1.09	74LS196N .88	74LS299N 2.50	74LS679N .64
13N .39	7474N .36	74128AN .58	74175N .58	74283N .98	74S51N .48	74S189N 4.45	74S481N 1.77	74LS56N .17	74LS147N 1.96	74LS197N .88	74LS320N 2.75	
14N .39	7475N .36	74132N .45	74176N .76	74285AN .58	74S194N 1.68	74S194N 1.68	74S482N 1.77	74LS57N .17	74LS148N 1.36	74LS201N .89	74LS321N 3.95	
16N .36	7476N .38	74136N .52	74178N 1.09	74298N .84	74S85N 1.98	74S195N 1.68	74S502N .22	74LS57N .35	74LS149N .42	74LS240N .89	74LS322N 4.95	
17N .36	7483AN .48	74141AN .84	74179N 1.09	74351N 2.20	74S96N .72	74S201N 5.85	74S503N .22	74LS57N .38	74LS153N .35	74LS241N .89	74LS323N 4.95	
20N .29	7484AN 1.36	74142AN 2.98	74180N .75	74365AN .58	74S112N .72	74S225N 4.95	74S504N .22	74LS78N .29	74LS155N .67	74LS242N .89	74LS324N 2.50	
22N .36	7485N .66	74143AN 3.44	74182N .52	74366N .69	74S114N 1.29	74S240N 2.95	74S505N .22	74LS83N .69	74LS156N .72	74LS243N .89	74LS348N 2.65	
23N .36	7486N .39	74144AN 3.44	74184AN .58	74367AN .58	74S124N 2.56	74S241N 2.95	74S506N .17	74LS85N .84	74LS157N .48	74LS244N .89	74LS352N 1.35	
25N .32	7490AN .32	74145AN .67	74185AN 2.36	74368AN .69	74S132N 1.24	74S244N 2.95	74S509N .24	74LS86N .36	74LS158N .48	74LS245N 1.65	74LS353N 1.65	
26N .39	7491AN .42	74147AN 1.24	74190N .68	74390N .96	74S133AN .48	74S251N 1.19	74S510N .19	74LS90N .39	74LS160N .69	74LS247N 1.09	74LS362N 9.95	
27N .32	7492AN .38	74148AN .89	74191N .68	74393N 1.29	74S134AN .54	74S253N 1.95	74S511N .24	74LS91N .89	74LS161N .58	74LS248N 1.09	74LS365N .52	
28N .42	7493AN .38	74150N 1.25	74192N .68	74395AN .68	74S135AN 1.29	74S257N 1.09	74S512N .24	74LS92N .48	74LS162N .72	74LS249N .96	74LS366N .52	
30N .22	7494AN .68	74151AN .42	74193AN .64	74S00N .36	74S138N .96	74S258N 1.09	74S513N .25	74LS93N .39	74LS163N .58	74LS251N .54	74LS367N .52	
32N .39	7495AN .54	74153AN .36	74194AN .64	74S02N .38	74S139N .96	74S260N .98	74S514N .39	74LS95N .48	74LS164AN .58	74LS253N .54	74LS368N .52	
33N .39	7496N .59	74154AN 1.28	74195AN .68	74S03N .38	74S140AN .74	74S274N 15.85						

Special

2SC1308K Horizontal Output Transistor







2.60

Minimum order of 10

MCM, one of the nation's top Japanese semiconductor importers also has a warehouse full of popular TV & Stereo replacement items ready to ship UPS anywhere in the U.S. Just call either toll-free hotline for immediate delivery.

PART #:	10-29	PART #:	10-29	PART #:	10-29
2SA747A	\$ 5.40	2SC1116	\$ 3.80	HA1342	\$ 2.70
A909	8.60	C1172B	3.60	LA1365	2.00
A1075	4.95	C1306	1.45	LM4558	1.90
A1106	4.00	C2581	4.00	M51515	4.00
B555	4.20	D386A	1.40	MRF455	17.80
B618	2.30	D425	3.20	SG613	7.40
B688	2.60	D478	.90	STK0050	7.40
B706A	6.40	AN214Q	2.10	TA7205	1.80
C458	.30	BUY69A	4.40	TIP31C	.90
C867A	4.80	DM98	7.40	UPC1025	2.10
C1114	4.40	GH3F	1.40	2N3055	1.20
				2SK30A	.50

CATV Parts and Accessories —at low, low MCM Prices.

<p>F59 Connector</p> <ul style="list-style-type: none"> ✓ For use with 59-U Cable ✓ Ferrule included  <p>15^c each (100 or more) 18^c each (10-99)</p>	<p>TVT-1 Matching Transformer</p> <ul style="list-style-type: none"> ✓ UHF/VHF/FM 75-300 Ohm matching transformer ✓ "F" Type input, 300 Ohm twinlead output  <p>55^c each (10-up) 65^c each (1-9)</p>	<p>TVI Interference Filter</p> <ul style="list-style-type: none"> ✓ Reduces interference caused by auto ignition, CB's, neon signs, etc. ✓ Connects between set & antenna  <p>65^c each (10-up) 80^c each (1-9)</p>
<p>SPL-702 UHF/VHF/FM Splitter</p> <ul style="list-style-type: none"> ✓ 75 Ohm ✓ Three way splitter w/F59 connector  <p>\$135 (10-up) \$155 (1-9)</p>	<p>JB-2 Deluxe Coaxial Switch</p> <ul style="list-style-type: none"> ✓ A/B switch for CATV, MATV, MDS, STV & VCR applications ✓ Double backed tape included for easy installation  <p>\$740 (10-up) \$890 (1-9)</p>	<p>JB-300 Coaxial Switch</p> <ul style="list-style-type: none"> ✓ Quick selection from TV antenna & cable to VCR or other sources ✓ 2-Input, slide type A/B switch for CATV, MATV, MDS, STV & VCR applications  <p>\$270 (10-up) \$295 (1-9)</p>

Get the whole MCM Parts-Saving Story.

Order today and
get our 64 page
catalog free!



1981 Summer Catalog

Like these 800-4330 National Watts Line 1-800-762-4315 Ohio Watts Line

CALL OUR TOLL-FREE LINES TODAY FOR IMMEDIATE DELIVERY!

1-800-762-4315
Ohio Watts Line

MCM
ELECTRONIC PARTS

1-800-543-4330
National Watts Line

858 Congress Park Drive, Centerville, Ohio 45459

LASER handbook with burning, cutting, Ruby Reds, Co.'s, complete plans, books, and parts. Send \$4.00 to **FAMCO**, dept re, box 1902, Rochester, NH 03867

160 teletypes, 140 PABX's. Best offer over \$50. 200 telephone powerplants. Offer over \$3. (608) 582-4124

PICTURE tube rebuilding equipment— we sell and buy new and used equipment. Free training. **ATOL TELEVISION**, 6425 Irving Park, Chicago, IL 60634, Phone 312-545-6667

HAM-AD-FEST, WA4OSR's electronic buy, sell, trade. 12 issues, \$3.00, 24 issues, \$5.00. Free ad (20 word limit, extras \$.10) with subscription. **DEPT. RE**, Box 973, Mobile, AL 36601

POLICE fire scanners, scanner crystals, antennas, radar detectors. **HPR**, Box 19224, Denver, CO 80219

ANALOG delay, audio, and music synthesizer IC's plus more! Free flyer. **PGS Electronics**, P.O. Box 735B, Terre Haute, IN 47808

TELEPHONE or office bugged? Latest detection equipment finds out fast. Free literature. **CLIFTON**, Box 220-M, Miami, FL 33168

FREE speaker catalog! Woofers, mids, tweeters, hardware, crossovers, grille cloth, plans, kits, information, much more. Discount prices. **UNIVERSAL SOUND**, Dept. RE, 2253 Ringling Blvd., Sarasota, FL 33577, (813) 953-5363

BUGGING, wiretapping, lock-picking, investigative sciences, etc. A treasury of secret information and incredible books. Free brochures: **MENTOR**, Dept. Z, 135-53 Northern Boulevard, Flushing, NY 11354

TEKTRONIX and HP oscilloscopes \$200. BDG plug-in's \$20. (714) 985-9967

ELECTRONIC portable air cleaners eliminate 99% pollen, smoke, dust. Free catalogue. **LECTRONIC SALES**, 3338 Rollingwood Drive, Woodbridge, VA 22192

"TOP secret" Registry U.S. Government Frequencies! 4th Edition! 120 Pages! 50,000 latest scanner listings: FBI, Secret Service, FCC, Customs, military, etc. \$9.95 + \$1 first class mailing. **CRB RESEARCH**, Box 56-RE, Commack, NY 11725

SAVE! Calculator repairs. Most failures fixed by hobbyist. Troubleshooting/repair guide. \$3.75. 12 **Sandalwood Rd.**, Dept. R9, P.O. Box C-5525, So. Burlington, VT 05401

SAMS, complete set through 2025 with seven heavy duty cabinets, excellent condition \$4,250.00, plus complete TV shop of nearly new test equipment at bargain prices. Phone 918-690-3393 or write: 5480 S. Waco, Aurora, CO 80015

RECORDS-tapes! Discounts to 73%; all labels; no purchase obligations; newsletter; discount dividend certificates; 100% guarantees. Free details. **DISCOUNT MUSIC CLUB**, 650 Main Street, PO Box 2000, Dept. 3-1081, New Rochelle, NY 10801

SAVE up to 50% on name brand test equipment. Free catalog and price list. **SALEN ELECTRONICS**, Box 82-F, Skokie, IL 60077

WRITE FOR
McGEE'S
SPEAKER & ELECTRONICS CATALOG

1001 BARGAINS IN SPEAKERS

Tel.: 1 (816) 842 5092

1901 MCGEE STREET KANSAS CITY, MO. 64108

SYSTEM 20



\$289.95
+\$5.00 shipping

MICROWAVE TV SYSTEM

- Precision 25" Parabolic Antenna
- Prebuilt Converter and Preamp
- Assembled Power Supply
- Low-loss Coaxial Cables
- One Year Warranty
- Completely Built and Tested

DATA SERVICE CO.
3110 Evelyn Street
Roseville, MN 55113
612-636-9469

FANON
BLAZING NEW TRAILS IN
ELECTRONICS SINCE 1949

FANON/COURIER CORPORATION 15300 San Fernando Mission Blvd.
Mission Hills, California 91343 (213) 365-2531

PLANS & KITS

AUTOMOTIVE electronics! Complete catalog, replacement ignitions, voltage regulators, digital accessories, alarms, chargers, inverters, mileage aids, test equipment, also many kits. Send \$3.00 (refundable) **AUTOMOTIVE**, 1435 Exchange, Richardson, TX 75081

SUBSCRIPTION TV plans: 2300 MHz microwave downconverter plus another bonus system, both for \$10.00. Parts and kits available for both systems. MC/VISA accepted on parts purchases. Negative ion generator, 3-chip telephone memory dialer (Touch-Tone, stores 32 numbers), plans \$4.00 each. Send SASE for more information. **COLLINS ELECTRONICS**, Box 6424, San Bernardino, CA 92412

2300 microwave television downconverter kits \$38.50. SASE for catalog of kits and parts. **SMP**, P.O. Box 1241, Vienna, VA 22180

PRINTED circuit boards with running water! Technological breakthrough. Precise reproduction. Ideal for beginners. Free info. **COVAL**, Dept. RE10, 2706 Kirby, Champaign, IL 61820

BUILD 8085 microprocessor. Excellent aid for learning microprocessor hardware and software. No PROM's required. Complete schematics plus parts list, test program listings, operating instructions, and design ideas for easy system expansion. Send \$5.00 to **NEVTRONICS**, P.O. Box 3879, St. Louis, MO 63122

FREE KIT Catalog

FUNCTION GENERATOR KIT \$59.95
Auto-Ranging Cap-meter kit \$79.95

Phone 415-447-3433

Write or Phone for FREE CATALOG.
Average 1 minute Saturday call is 21¢.

DAGE SCIENTIFIC INSTRUMENTS
BOX 1054R LIVERMORE CA 94550

contains
TEST & EXPERIMENTER'S EQUIP.

HIGHLY PROFITABLE ONE-MAN ELECTRONIC FACTORY

Investment unnecessary, knowledge not required, sales handled by professionals, ideal home business. Write today for facts! **Postcard will do.** Barta-RE-R, Box 248, Walnut Creek, CA 94597.

MICROWAVE television education manual! New publication explores concepts, antennas, downconverters: \$16.25. Information package on microwave and other exciting television products: \$2.00. **ABEX**, P.O. Box 26601-RM, San Francisco, CA 94126

PCB, 15¢ sq-in. Free drilling. Satisfaction guaranteed. **INTERNATIONAL ENTERPRISE**, 6452 Hazel Circle, Simi Valley, CA 93063

ELECTRONIC catalog. Over 4,500 items. Parts & components. Everything needed by the hobbyist or technician. \$2.00 postage & handling, refundable with first \$15.00 order. (Foreign \$4.00 U.S. funds). **T&M ELECTRONICS**, 472 East Main Street, Patchogue, NY 11772 (516) 289-2520

ELECTRONIC ORGAN KITS
3-4 Manuals
THEATER and CLASSICAL

Refundable Parts
Brochure \$2.00 Catalog \$1.50

DEVTRONIX ORGANS, INC., Dept 60
6101 WAREHOUSE WAY, SACRAMENTO, CA 95826



FREE catalog of electronic designs. Radio, audio, telephone, self defense & surveillance. **PETER-SCHMITT ENTERPRISES**, # 131, Box 07071, Milwaukee, WI 53207

BUILD low cost, quality parabolic TVRO satellite dish. Plans \$5.00. **HARDEN AND ASSOCIATES**, Box 187, Manteo, NC 27954

COMPUTER MARKET CENTER

COMPUTER MARKET CENTER ADVERTISING RATES 1" by 1 column (1 5/8") \$55.00. 1 1/2" by 1 column (1 5/8") \$82.50. 2" by 1 column (1 5/8") \$110.00. All ads must be prepaid. Send order and remittances to Computer Market Center, **Radio-Electronics Magazine**, 200 Park Avenue South, New York, New York, 10003. Address telephone inquiries to 212-777-6400. Frequency rates are available.

BUY THIS SPACE

\$55.00 puts your ad in this space in front of 197,223 active Radio-Electronics readers. To place your ad write Computer Market Center, Radio-Electronics, 200 Park Avenue South, New York, New York 10003 or call 212-777-6400.

RETAILERS

An ad for your computer store in this space in Radio-Electronics **COMPUTER MARKET CENTER** puts you in touch with our computer audience. They use micro-computer equipment for both business and hobby interests. For further details call 212-777-6400.

USED COMPUTER TERMINALS, PRINTERS, MODEMS, SURPLUS ELECTRONIC PARTS. CATALOG \$1.00

RONDURE COMPANY
THE COMPUTER ROOM
2522 BUTLER STREET
DALLAS, TEXAS 75235
(214) 630-4621

SUPPORT MARCH OF DIMES



1941

HOME AWAY FROM HOME

USA

40th Anniversary

1981



Take stock in America.
Buy U.S. Savings Bonds.

Thanks to you,
it works.
For all of us.




United Way

★ 20% ★ DISCOUNT COUPON


Bring this COUPON into one of our stores or mail to our Mail Order address shown below and receive a **20% DISCOUNT** on purchases from this page of \$50.00 or more. Offer **EXPIRES on November 15, 1981**

NAME _____
ADDRESS _____
CITY _____ STATE _____
ZIP _____ PHONE NO _____
Coupons accepted only with full name and address filled in.

HITACHI SCOPES

15MHz SINGLE TRACE 1 mV SENS 5" CRT with PROBE V-151B \$570.00	15MHz DUAL TRACE 1 mV SENS 5" CRT with 2 PROBES V-152B \$735.00	30MHz SINGLE TRACE 1 mV SENS 5" PDA CRT SIGNAL DELAY with X-10 PROBE V-301 \$745.00
30MHz DUAL TRACE 1 mV SENS 5" PDA CRT SIGNAL DELAY with 2 X-10 PROBES V-302B \$995.00		7MHz S.T. PORTABLE WAVEFORM MONITOR / OSC Single Trace, 10mV. 3.5" CRT w/Bat. Pack & Probe V-059B \$1200.00
SMALL SIZE NTSC WAVEFORM MONITOR AC/DC OPERATION V-099 \$1350.00	50MHz 3rd TRACE TRIGGER VIEW 6" SQ CRT 5 ns/div — 1 mV/div V-550B CALL FOR PRICE	100MHz 3rd & 4th TRACE TRIGGER VIEW 6" SQ CRT 2ns/div — .5mV/div V-1050 CALL FOR PRICE

Universal Oscilloscope



Probe
\$36⁰⁰

SWITCHABLE X1 and X10 Attenuation Factor
KEY ADDITIONAL FEATURES: • 100MHz bandwidth • Heavy duty tip • Break resistant center conductor • Slender, flexible cable • 6ft. cable length • Wide compensation range • Fits all scopes • Ground reference can be activated at tip • Includes SPRUNG HOOK, I.C. TIP, BNC ADAPTOR, INSULATING TIP and TRIMMER TOOL ACCESSORIES.



ANCRONA
STORES DO NOT ACCEPT MAIL ORDERS
MAIL ORDER
P.O. BOX 2208R, CULVER CITY, CA 90230

Add \$9.00 to cover shipping and handling per scope (\$2.00 for scope probe). Mastercard and VISA welcomed. Please include your charge card and interbank number and expiration date. Some items are subject to prior sale. Not responsible for typos. Store pricing may vary from Mail Order pricing. We reserve the right to substitute manufacturer.

PHONE ORDERS
(213) 641-4064

ATLANTA
3330 Piedmont Rd. N.E.
Atlanta, GA 30305
(404) 261-7100

CULVER CITY
11080 Jefferson Blvd.
Culver City, CA 90230
(213) 390-3595

HOUSTON
2649 Richmond
Houston, TX 77098
(713) 529-3489

PORTLAND
1125 N.E. 82nd Ave.
Portland, OR 97220
(503) 257-9464

SANTA ANA
1300 E. Edinger Ave.
Santa Ana, CA 92705
(714) 547-8424

SUNNYVALE
1054 E. El Camino Real
Sunnyvale, CA 94087
(408) 243-4121


TUCSON
4518 E. Broadway
Tucson, AZ 85711
(602) 881-2348

SAVE 90%. Build your own micro or minicomputer. Free details. **DIGATEK CORPORATION**, Suite E, 2723 West Butler Drive, Phoenix, AZ 85021

DECODE Morse and RTTY signals off the air with our **Morse-A-Word** or **RTTY Reader**. **Morse-A-Kekeyer** keyboard also available. Quality kits or factory wired. Call or write for details. **MICRO-CRAFT**, Box 513R, Thiensville, WI 53092 (414) 241-8144

PRINTED circuit boards from sketch or artwork. Kit projects. Free details. **DANOCINTHS INC.**, Box 261, Westland, MI 48185

PRINTED circuit boards 20¢ per square inch! Predrilled! Your sketch or artwork. For hobbyist, small lots. Free information. **INNOVATIVE INSTRUMENTS**, 170 W. Elza, Hazel Park, MI 48030



MINI FM MIC
Compact size, only 2"x1"x3/4". Transmit to FM radio 88-108 MHz. Exceptional audio quality. Transmits stable signal up to 900 ft. Complete kit incl. case, battery & instructions. Only \$13.95. Assembled \$18.95. Add \$1.55 S&H ea. Send 18¢ stamp for brochure.
S.E. Corp., Box 16999-R
Temple Terrace, FL 33687

4 in kit • **CAPACITANCE METER** 1pF to 999KµF
• **FREQUENCY COUNTER** 35MHz
• **SQUARE WAVE GEN.** 1Hz to 99KHz—
• **OHMMETER**—3.58MHz Xtal—Regulated PS—Five
8" Readouts—Low cost TTL Circuits—Automatic
Decimal Placement—Be AMAZED—Build it for
\$50 or less. Purchase the plans, etched P.C.
board 4-3/4" by 6-3/4" and front panel decal
for \$15.29! **BAGNALL ELECTRONICS**, Refund
179 May Street, Fairfield, Conn. 06430 any Kit

PALOMAR—pride—exclusive repair facility.
Factory trained technicians—all work guaranteed. **PALOMAR/PRIDE ELECTRONICS**, 1320 Grand, San Marcos, CA 92069 (714) 744-0720

FREE



Burglar Alarm Catalog

Learn how to protect yourself and your possessions. Complete security catalog offers more than 1600 items ranging from simple magnetic door switches and bell systems to the most sophisticated radar, ultrasonic and infrared detectors. Catalog is designed for alarm installers, businesses, government agencies and do-it-yourselfers who demand the highest quality equipment.

MOUNTAIN WEST, Dept. RE10
4215 N. 16th St., Phoenix, AZ. 85016


Please send me your FREE color product catalog.

Name _____
Address _____
City _____ State _____ Zip _____
or call toll free 1-800-528-6169

AUDIO kits. Equalizer—twelve bands/channel \$100; 24, \$225; noise reducer/expander, \$110; LED meter, \$42; see **R-E** cover stories 5/78, 3/81, 2/80, or send stamp for catalog. **SSS**, 912R Knobcone, Loveland, CO 80537

PROJECTION TV . . . Convert your TV to project 7 foot picture. Results equal to \$2,500 projector. Total cost less than \$20.00. Plans & lens \$16.00. Illustrated information free. Credit card orders—24 hours. (215) 736-3979. **MACROCOMGB**, Washington Crossing, PA 18977

MICROWAVE TV super performing downconverter kit special \$55.00 + \$1.50 shipping. Complete kit systems from \$144.95 to \$194.95. Free catalog. **LAB-TRONICS**, P.O. Box 171RE, Rogers, MN 55374



HUNTINGTON'S DISEASE

NATIONAL HUNTINGTON'S DISEASE ASSOCIATION

Suite 501, 1441 Broadway
New York, N.Y. 10018
212-966-4320

79-2

ELECTRONIC KITS FROM HAL-TRONIX

2304 MHZ DOWN CONVERTERS. TUNES IN ON CHANNELS 2 TO 7 ON YOUR OWN HOME T.V. HAS FREQUENCY RANGE FROM 2000 MHZ TO 2500 MHZ. EASY TO CONSTRUCT AND COMES COMPLETE WITH ALL PARTS INCLUDING A DIE-CAST ALUM CASE AND COAX FITTINGS, REQUIRE A VARIABLE POWER SUPPLY AND ANTENNA (Antenna can be a dish type or coffee can type depending on the signal strength in your area.)

2304 MOD 1 (Basic Kit) \$49.95
(Less case & fittings)
2304 MOD 2 (Basic / Pre-amp) \$59.95
(Includes case & fittings)
2304 MOD 3 (Hi-Gain Pre-amp) \$69.95
(Includes case & fittings)

POWER SUPPLY FOR EITHER MODEL ABOVE IS AVAILABLE. COMES COMPLETE WITH ALL PARTS, CASE, TRANSFORMER, ANTENNA SWITCH AND CONNECTORS (Kit) \$24.95
Assembled.....\$34.95
Slotted Microwave Antenna For Above Downverters.....\$39.95

PREAMPLIFIERS

HAL PA-19—1.5 mhz to 150 mhz. 19db gain operates on 8 to 18 volts at 10ma. Complete unit \$8.95.
HAL PA-1.4—3 mhz to 1.4 ghz. 10 to 12 db gain operates on 8 to 18 volts at 1.0ma. Complete unit \$12.95.
(The above units are ideal for receivers, counters, etc.)

16 LINE TOUCH TONE DECODER KIT WITH P.C. BOARD AND PARTS\$69.95
12 LINE TOUCH TONE DECODER KIT WITH P.C. BOARD AND PARTS\$39.95
16 LINE ENCODER KIT, COMPLETE WITH CASE, PAD AND COMPONENTS\$39.95
12 LINE ENCODER KIT, COMPLETE WITH CASE, PAD AND COMPONENTS\$29.95

MANY, MANY OTHER KITS AVAILABLE

Send 15¢ stamp or S.A.S.E. for information and flyer on other HAL-TRONIX products. To order by phone, 1-510-285-1782.



HAL-TRONIX
P.O. Box 1101
Southgate, MI 48195

SHIPPING INFORMATION: ORDERS OVER \$20.00 WILL BE SHIPPED POSTPAID EXCEPT ON ITEMS WHERE ADDITIONAL CHARGES ARE REQUESTED. ON ORDERS LESS THAN \$20.00 PLEASE INCLUDE ADDITIONAL \$1.50 FOR HANDLING AND MAILING CHARGES.

INTERNATIONAL ELECTRONICS UNLIMITED

CERAMIC DISC CAPACITORS 50V

1pf	47pf	220pf	.0047mf
5pf	56pf	270pf	.010mf
7pf	68pf	390pf	.015mf
10pf	82pf	470pf	.022mf
18pf	100pf	600pf	.030mf
22pf	120pf	.001mf	.050mf
27pf	150pf	.0015mf	.1mf
33pf	180pf	.003mf	
1pf to .050mf			
ea pk-10 pk-100 1000-			
\$.20 .95 7.00 .06ea			
.1mf/50V disc 1/2"			
\$.25 1.25 9.50 .09ea			
.1mf/50V 3/16" sq			
\$.25 1.70 15.00 .12ea			

CERAMIC CAPACITOR KIT

5 ea of above \$12.50
10 ea of above \$20.50

POLYESTER FILM CAPACITORS

100V ± 10%

ea pk-10 pk-100			
.001uf	\$.15	.95	6.50
.0015uf	.15	.95	7.50
.0022uf	.15	.95	7.50
.0033uf	.15	.95	7.50
.0047uf	.15	.95	7.50
.0068uf	.15	.95	7.50
.01uf	.15	.95	7.50
.015uf	.15	.95	7.50
.022uf	.15	.95	7.50
.033uf	.20	1.00	10.00
.047uf	.20	1.15	10.00
.068uf	.25	1.30	12.00
.1uf	.30	1.75	13.00
.15uf	.35	2.25	14.00
.22uf	.40	2.55	20.00
.33uf	.45	2.75	25.00
.47uf	.50	3.50	30.00

POLYESTER CAPACITOR KIT

5 ea of above \$14.95

TANTALUM CAPACITORS

solid dip - radial

1- 10- 100-			
.1mf/35V .35 .30 .28			
.22mf/35V .35 .31 .29			
.33mf/35V .35 .31 .29			
1mf/35V .37 .32 .30			
1.5mf/20V .37 .32 .30			
2.2mf/20V .40 .35 .33			
3.3mf/35V .45 .40 .35			
4.7mf/16V .45 .40 .35			
4.7mf/25V .50 .45 .40			
5.6mf/10V .50 .45 .40			
6.8mf/16V .50 .45 .40			
6.8mf/10V .55 .50 .45			
10mf/20V .65 .55 .50			
15mf/6V .60 .50 .45			
15mf/20V .65 .55 .50			
22mf/10V .65 .55 .50			
22mf/16V .68 .57 .52			
33mf/6V .65 .55 .50			
33mf/10V .70 .65 .60			
47mf/6V .75 .70 .65			
56mf/6V .85 .75 .70			
100mf/10V 1.25 1.10 1.00			

ELECTROLYTIC CAPACITORS

axial leads

1- 10- 100-			
1mf/50V .15 .12 .10			
2.2mf/25V .15 .12 .11			
2.2mf/50V .15 .12 .11			
3.3mf/50V .16 .13 .11			
4.7mf/63V .16 .13 .11			
10mf/35V .16 .13 .11			
10mf/50V .17 .14 .11			
10mf/150V .18 .16 .14			
22mf/16V .17 .14 .12			
22mf/50V .18 .14 .12			
25mf/25V .18 .14 .12			
30mf/25V .18 .14 .12			
33mf/25V .18 .16 .13			
47mf/35V .18 .16 .13			
100mf/10V .19 .16 .14			
100mf/16V .20 .18 .16			
100mf/35V .22 .19 .17			
150mf/25V .23 .20 .18			
220mf/16V .25 .21 .19			
220mf/50V .27 .22 .20			
330mf/16V .29 .24 .22			
470mf/16V .30 .25 .22			
470mf/35V .34 .29 .26			
500mf/15V .29 .24 .22			
1000mf/16V .90 .85 .80			
1000mf/35V .95 .90 .85			
2200mf/16V 1.25 1.15 1.05			
2200mf/40V 1.35 1.10 1.00			
4700mf/16V 1.35 1.25 1.10			
4700mf/50V 1.45 1.30 1.15			

radial leads

1- 10- 100-			
1mf/50V .15 .12 .10			
2.2mf/350V .18 .15 .11			
4.7mf/35V .18 .15 .11			
10mf/16V .18 .15 .12			
10mf/160V .18 .15 .12			
20mf/50V .17 .14 .12			
47mf/35V .18 .16 .14			
80mf/40V .15 .13 .11			
100mf/25V .18 .16 .14			
220mf/25V .25 .22 .20			
470mf/25V .33 .28 .25			
1000mf/16V .85 .80 .75			

LEDs

Jumbo diffused .20" dia x .34" H

pk-10	pk-25	100-	1000-
RED \$1.00	\$2.25	.08ea	.078ea
CLEAR	1.10	2.50	.09ea .085ea
WHITE	1.10	2.50	.09ea .085ea
YELLOW	1.40	3.25	.11ea .10ea
GREEN	1.40	3.25	.11ea .10ea

TRI-State (change from red to green by reversing polarity)

1-	10-	100-
.95ea	.75ea	.65ea

Subminiature diffused

.125" dia x .21" H

pk-10	pk-25	100-	1000-
RED \$1.00	\$2.25	.08ea	.078ea
CLEAR	1.10	2.50	.09ea .085ea
GREEN	1.40	3.25	.11ea .10ea
YELLOW	1.40	3.25	.11ea .10ea

.3" RED LED DISPLAY \$9.9ea

7 segment RHD 10/\$7.95
XAN72(MAN72 equiv) 25/\$17.50
common anode 100/\$65.00

.6" RED LED DISPLAY \$1.25ea

7 segment LHD 10/\$11.50
XAN6940 - common cath 25/\$26.50
100/\$98.00

DIODES

100- 1000-			
IN3064	15/\$1.00	.05ea	.04ea
IN4001	12/\$1.00	.07ea	.06ea
IN4007	10/\$1.00	.11ea	.10ea
IN4148 (IN914)	15/\$1.00	.05ea	.04ea
Germanium diodes 12/\$1.00 .07ea .06ea			

SOCKETS

low profile - solder tail

ea 10- 100- 1000-			
8 pin \$2.20 .18ea .16ea .14ea			
14 pin .25 .21ea .19ea .16ea			
16 pin .26 .22ea .20ea .17ea			
18 pin .32 .28ea .26ea .23ea			
24 pin .45 .40ea .38ea .35ea			
28 pin .55 .52ea .50ea .47ea			
40 pin .65 .62ea .60ea .57ea			

Wire Wrap
3 level gold plate contacts
tin plate tails

ea 10- 100-			
14 pin .55 .52ea .49ea			
16 pin .60 .57ea .54ea			

SOLID STATE BUZZER

6V (operates from 4V - 9V)

ea 10- 100-			
\$1.35 1.10ea 1.00ea			

BREADBOARD \$1.25 ea

10-24 1.05ea			
100- .95ea			

MINIATURE CERMET TRIMMER

TRIMPOT - Single Turn
Mecro - Cermet 8014
.5W, ± 100 PPM/°C ± 20%

1-99 100-			
\$.89 .79			

POWER SUPPLY KIT

±5V, ±12V, ±15V
A regulated power supply using a 115V/29V CT transformer, 3-LM340T and 3-LM320T regulators to supply the above voltages. Heat sink provided for ±5V.

PARTS INCLUDED

- Transformer 115/29CT-1A
- 6 regulators
- PC board
- 4 diodes
- Capacitor 1000uf
- Capacitor 500uf
- 3 Capacitors 10uf

ea	\$17.50
10-	16.00
25-	15.00

+ shipping/handling - \$1.50 UPS \$2.50 Mail

CARBON FILM 5%

1/4watt (R.Ohm R25)	Total qty ea	pk-5	pk-10	pk-100	pk-1000
.095" dia x .250" long	1-999	\$1.10	.25	.45	2.00
1/2watt (R.Ohm R50)	1000-	.10	.25	.40	1.90
.146" dia x .354" long	5000-	.10	.20	.40	1.80
					1.65/C

METAL FILM 1%

RN60 (R.Ohm CRB60F)	1/4watt	Total qty ea	pk-5	pk-10	pk-25	pk-100
Low temp coef - 50ppm/°C		1-999	\$.25	.65	1.10	2.00
.138" dia x .355" long (body)		1000-	.25	.60	1.00	1.90
color banded		5000-	.25	.55	.95	1.80
						6.50

STANDARD 1% METAL FILM VALUES FROM 10 OHM TO 1.21 MOHM

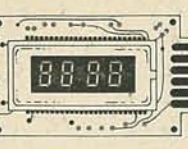
METAL FILM 1%

RN55 (R.Ohm CRB14F)	1/8watt	Total qty ea	pk-5	pk-10	pk-50	pk-100
Low temp coef - 50ppm/°C		1-999	\$.25	.65	1.10	4.00
.094" dia x .225" long (body)		1000-	.25	.60	1.00	3.80
color banded		5000-	.25	.55	.95	3.60
						6.50

VALUES STOCKED (ohms)

10	12	15	18	22	27	33	39	47	56	68	82	100	120	150	180	220	270	330	390	470	560	680	820	1000	1200	1500	1800	2200	2700	3300	3900	4700	5600	6800	8200	10000	12000	15000	18000	22000	27000	33000	39000	47000	56000	68000	82000	100000	120000	150000	180000	220000	270000	330000	390000	470000	560000	680000	820000	1000000	1200000	1500000	1800000	2200000	2700000	3300000	3900000	4700000	5600000	6800000	8200000	10000000	12000000	15000000	18000000	22000000	27000000	33000000	39000000	47000000	56000000	68000000	82000000	100000000	120000000	150000000	180000000	220000000	270000000	330000000	390000000	470000000	560000000	680000000	820000000	1000000000	1200000000	1500000000	1800000000	2200000000	2700000000	3300000000	3900000000	4700000000	5600000000	6800000000	8200000000	10000000000	12000000000	15000000000	18000000000	22000000000	27000000000	33000000000	39000000000	47000000000	56000000000	68000000000	82000000000	100000000000	120000000000	150000000000	180000000000	220000000000	270000000000	330000000000	390000000000	470000000000	560000000000	680000000000	820000000000	1000000000000	1200000000000	1500000000000	1800000000000	2200000000000	2700000000000	3300000000000	3900000000000	4700000000000	5600000000000	6800000000000	8200000000000	10000000000000	12000000000000	15000000000000	18000000000000	22000000000000	27000000000000	33000000000000	39000000000000	47000000000000	56000000000000	68000000000000	82000000000000	100000000000000	120000000000000	150000000000000	180000000000000	220000000000000	270000000000000	330000000000000	390000000000000	470000000000000	560000000000000	680000000000000	820000000000000	1000000000000000	1200000000000000	1500000000000000	1800000000000000	2200000000000000	2700000000000000	3300000000000000	3900000000000000	4700000000000000	5600000000000000	6800000000000000	8200000000000000	10000000000000000	12000000000000000	15000000000000000	18000000000000000	22000000000000000	27000000000000000	33000000000000000	39000000000000000	47000000000000000	56000000000000000	68000000000000000	82000000000000000	100000000000000000	120000000000000000	150000000000000000	180000000000000000	220000000000000000	270000000000000000	330000000000000000	390000000000000000	470000000000000000	560000000000000000	680000000000000000	820000000000000000	1000000000000000000	1200000000000000000	1500000000000000000	1800000000000000000	2200000000000000000	2700000000000000000	3300000000000000000	3900000000000000000	4700000000000000000	5600000000000000000	6800000000000000000	8200000000000000000	10000000000000000000	12000000000000000000	15000000000000000000	18000000000000000000	22000000000000000000	27000000000000000000	33000000000000000000	39000000000000000000	47000000000000000000	56000000000000000000	68000000000000000000	82000000000000000000	100000000000000000000	120000000000000000000	150000000000000000000	180000000000000000000	220000000000000000000	270000000000000000000	330000000000000000000	390000000000000000000	470000000000000000000	560000000000000000000	680000000000000000000	820000000000000000000	1000000000000000000000	1200000000000000000000	1500000000000000000000	1800000000000000000000	2200000000000000000000	2700000000000000000000	3300000000000000000000	3900000000000000000000	4700000000000000000000	5600000000000000000000	6800000000000000000000</
----	----	----	----	----	----	----	----	----	----	----	----	-----	-----	-----	-----	-----	-----	-----	-----	-----	-----	-----	-----	------	------	------	------	------	------	------	------	------	------	------	------	-------	-------	-------	-------	-------	-------	-------	-------	-------	-------	-------	-------	--------	--------	--------	--------	--------	--------	--------	--------	--------	--------	--------	--------	---------	---------	---------	---------	---------	---------	---------	---------	---------	---------	---------	---------	----------	----------	----------	----------	----------	----------	----------	----------	----------	----------	----------	----------	-----------	-----------	-----------	-----------	-----------	-----------	-----------	-----------	-----------	-----------	-----------	-----------	------------	------------	------------	------------	------------	------------	------------	------------	------------	------------	------------	------------	-------------	-------------	-------------	-------------	-------------	-------------	-------------	-------------	-------------	-------------	-------------	-------------	--------------	--------------	--------------	--------------	--------------	--------------	--------------	--------------	--------------	--------------	--------------	--------------	---------------	---------------	---------------	---------------	---------------	---------------	---------------	---------------	---------------	---------------	---------------	---------------	----------------	----------------	----------------	----------------	----------------	----------------	----------------	----------------	----------------	----------------	----------------	----------------	-----------------	-----------------	-----------------	-----------------	-----------------	-----------------	-----------------	-----------------	-----------------	-----------------	-----------------	-----------------	------------------	------------------	------------------	------------------	------------------	------------------	------------------	------------------	------------------	------------------	------------------	------------------	-------------------	-------------------	-------------------	-------------------	-------------------	-------------------	-------------------	-------------------	-------------------	-------------------	-------------------	-------------------	--------------------	--------------------	--------------------	--------------------	--------------------	--------------------	--------------------	--------------------	--------------------	--------------------	--------------------	--------------------	---------------------	---------------------	---------------------	---------------------	---------------------	---------------------	---------------------	---------------------	---------------------	---------------------	---------------------	---------------------	----------------------	----------------------	----------------------	----------------------	----------------------	----------------------	----------------------	----------------------	----------------------	----------------------	----------------------	----------------------	-----------------------	-----------------------	-----------------------	-----------------------	-----------------------	-----------------------	-----------------------	-----------------------	-----------------------	-----------------------	-----------------------	-----------------------	------------------------	------------------------	------------------------	------------------------	------------------------	------------------------	------------------------	------------------------	------------------------	------------------------	--------------------------

National Semiconductor Clock Modules



12VDC AUTOMOTIVE/ INSTRUMENT CLOCK

APPLICATIONS:

- In-dash auto clocks
- After-market auto/ RV clocks
- Aircraft-marine elks.
- 12VDC oper. instr.
- Portable/battery powered instruments.

Features: Bright 0.3" green display. Internal crystal time-base. ± 0.5 sec./day accur. Auto. display brightness control logic. Display color filterable to blue, blue-green, green & yellow. Complete—just add switches and lens.

MA1003 Module (3.05" Lx1.75" Hx.58" D) \$16.95

CLOCK MODULES

- MA1023 7" Red Digital LED Clock Module 8.95
- MA1025 7" Dig. LED Alarm Clock/Thermometer 18.95
- MA5036 3" Red Digital LED Clock/Timer 6.95
- MA1002 5" Red Digital LED Clock & Xformer 9.95
- MA1010 8" Red Digital LED Clock 7.95
- MA1032 CBA 5" Digital LCD Clock 17.95
- MA1043 7" Green Digital LED Clock 8.95

TRANSFORMERS

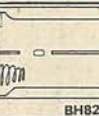
- 102-P20 Xformer for MA1023, 1043 & 5036 Models 3.49
- 102-P22 Xformer for MA1026 Clock Modules 3.49
- 102-P24 Xformer for MA1010 Clock Modules 3.49



8 OHM SPEAKER
2 1/2" - 8 Ohm - .25 watt
A0201
\$1.25 ea, 2/\$1.95 ea, 10/\$7.95 ea.



BATTERY HOLDER
• Holds 2 ea. C cells
• Aluminum Case
• 6" leads
BH-801-159
\$.45 each 10/\$3.95




BATTERY HOLDER
• Holds 4 ea. C cells
• Plastic case
• 9" leads
BH-82721
\$.49 ea. 10/\$4.25

EPROM Erasing Lamp

- Erases 2708, 2716, 1702A, 5203Q, 5204Q, etc.
- Erases up to 4 chips within 20 minutes.
- Maintains constant exposure distance - one inch.
- Special conductive foam liner eliminates static build-up.
- Built-in safety lock to prevent UV exposure.
- Compact - only 7.5"8" x 2.7"8" x 2"
- Complete with holding tray for 4 chips.
- UVS-11E Replacement Bulb \$16.95
- UVS-11E \$79.95

JOYSTICKS



- JS-5K 5K Linear Taper Pots \$5.25
- JS-100K 100K Linear Taper Pots \$4.95
- JVC-40 40K (2) Video Controller in case \$4.95

6-Digit Clock Kit

- Bright .300 ht. comm. cath. dot display
- Uses MM5314 clock chip
- Switches for hours, minutes and hold modes
- ± 1% accuracy
- Simulated walnut case
- ± 115 VAC operation
- 12 or 24 hr. operation
- Incl. all components, case & wall transformer.
- Size: 6 3/4" x 3 1/8" x 1 3/4"

JE701 \$19.95



JE215 Adjustable Dual Power Supply

General Description: The JE215 is a Dual Power Supply with independent adjustable positive and negative output voltages. A separate adjustment for each of the supplies provides the user unlimited applications for IC current voltage requirements. The supply can also be used as a general all-purpose variable power supply.

- FEATURES:**
- Adjustable regulated power supplies, pos. and neg. 12VDC to 15VDC.
 - 5VDC Output (each supply).
 - Power Out: 600mA, 10VDC @ 750mA, 12VDC @ 500mA, and 15VDC @ 175mA.
 - Two, 3-terminal adj. IC regulators with thermal overload protection.
 - Heat sink regulator cooling.
 - LED "on" indicator.
 - Printed Board Construction.
 - 120VAC Input.
 - Size: 3-1/2" w x 5-1/16" L x 2" H.

- JE215 Adj. Dual Power Supply Kit (as shown) \$24.95
- (Picture not shown but similar in construction to above) JE200 Reg. Power Supply Kit (5VDC, 1 amp) \$14.95
- JE205 Adapter Brd. (to JE200) \$5.99 & 12V. \$12.95
- JE210 Var. Pwr. Sply. Kit, 5-15VDC, to 1.5amp. \$19.95

MICROPROCESSOR COMPONENTS

8080A/8080A SUPPORT DEVICES		DATA ACQUISITION (CONTINUED)	
INS5000A	CPU 4.55	ADC080CCN	8-BIT A/D Converter (8-Ch. Multil.) 3.25
DP8212	8-Bit Input/Output 3.25	ADC081CCN	8-BIT A/D Converter (8-Ch. Multil.) 3.25
DP8214	Priority Interrupt Control 1.50	DAC0800CN	8-BIT D/A Conv. Micro. Comp. (8,200) 11.95
DP8215	8-Bit Directional Buffer Driver 3.49	DAC0801CN	8-BIT D/A Conv. Micro. Comp. (8,200) 11.95
DP8216	Clock Generator/Driver 3.49	DAC0802CN	8-BIT D/A Converter (0.8% Lin.) 4.49
DP8217	Bus Driver 1.49	DAC0803CN	8-BIT D/A Converter (0.2% Lin.) 5.95
DP8218	System Controller/Bus Driver 4.95	DAC0804CN	8-BIT D/A Converter (0.2% Lin.) 5.95
DP8219	System Controller 4.95	CMC0401N	4-Channel Multiplexer 1.19
INS5043	I/O Expander for 48 Series 4.95	38C BAUD UART	38C BAUD UART 4.95
INS5050	Anynon-Non-Cont. Element 3.25	RAM'S	
DP8251	Prog. Comm. I/O (USART) 4.95	1101	256K Static 1.49
DP8252	Prog. Interval Timer 1.95	1103	1024K Dynamic 3.99
DP8253	Prog. Peripheral I/O (PPI) 3.99	2101 (8101)	256K Static 3.99
DP8254	Prog. DMA Controller 3.99	2102	1024K Static 3.99
DP8255	Prog. Interrupt Control 3.99	2103	1024K Static 3.99
DP8256	Prog. CRT Controller 3.99	2111 (8111)	256K Static 3.99
DP8257	Prog. DMA Controller 3.99	2112	256K Static MOS 4.95
DP8258	Prog. DMA Controller 3.99	2114	1024K Static 60ns 3.99
DP8259	Prog. Interval Element 4.95	2114L	1024K Static 60ns Low Power 3.49
DP8260	8-Bit Bi-Directional Receiver 3.99	2114-2	1024K Static 200ns Low Power 3.99
DP8261	8-Bit Bi-Directional Receiver 3.99	45200	256K Static 3.99
DP8262	Octal Latched Peripheral Driver 5.25	4124N-4 (LUP04N)	8K Dynamic 200ns (MMS200N-4) 2.99
DP8263	Octal Latched Peripheral Driver 5.25	4124N-1	8K Dynamic 200ns 2.99

6800/6800 SUPPORT DEVICES		PROMS/EPROMS	
MC68000	MPU with Clock and RAM 14.95	1702A	2KV Erasable PROM 4.95
MC68001	MPU with Clock and RAM 14.95	8K EPROM	4.95
MC68010	128-Static RAM 4.99	16K EPROM (+5V, +5V, +12V)	4.95
MC68011	128-Static RAM 4.99	32K EPROM (Single +5V)	4.95
MC68012	Peripheral Interf. Adapt. (MC6820) 7.49	64K EPROM (8192) (Single +5V)	4.95
MC68013	Priority Interrupt Controller 4.99	128K EPROM (16384) (Single +5V)	4.95
MC68014	1024-Bit ROM (MC68A34) 14.95	256K EPROM (32768) (Single +5V)	4.95
MC68015	Asynchronous Comm. Adapter 6.95	512K EPROM (65536) (Single +5V)	4.95
MC68016	Synchronous Serial Data Adapter 6.95	1M EPROM (131072) (Single +5V)	4.95
MC68017	9600bps Digital MODEM 10.95	2M EPROM (262144) (Single +5V)	4.95
MC68018	2000bps Modem 12.95	4M EPROM (524288) (Single +5V)	4.95
MC68019	Quad 3-State Bus Trans. (MC68T36) 2.25	8M EPROM (1048576) (Single +5V)	4.95

MICROPROCESSOR CHIPS		ROM'S	
Z80 (780C)	CPU (MCM38001-4) 11.95	2716 (Intel) (256K) 17.95	32K EPROM (4096) (Single +5V) 7.49
Z80A (780-1)	CPU (MCM38001-4) (4MHz) 13.95	2716 (Intel) (256K) 17.95	64K EPROM (8192) (Single +5V) 7.49
COP1802	CPU 16.95	2716 (Intel) (256K) 17.95	128K EPROM (16384) (Single +5V) 7.49
2965	MPU 16.95	2716 (Intel) (256K) 17.95	256K EPROM (32768) (Single +5V) 7.49
ICM2901	ADC CPU-4-Bit Slice (Comm. Temp. Grade) 19.95	2716 (Intel) (256K) 17.95	512K EPROM (65536) (Single +5V) 7.49
MC55802	MPU w/Clock (88K Bytes Memory) 11.95	2716 (Intel) (256K) 17.95	1M EPROM (131072) (Single +5V) 7.49
INS5001A-4	MPU-8-Bit (88K Bytes Memory) 11.95	2716 (Intel) (256K) 17.95	2M EPROM (262144) (Single +5V) 7.49
INS5001N-4	CPU-500 Chip 8-Bit (128 Bytes RAM) 11.95	2716 (Intel) (256K) 17.95	4M EPROM (524288) (Single +5V) 7.49
INS5001N-4	CPU (256 Bytes RAM) 24.95	2716 (Intel) (256K) 17.95	8M EPROM (1048576) (Single +5V) 7.49
INS5001N-4	CPU-64 Bytes RAM 26.95	2716 (Intel) (256K) 17.95	16K (2Kx8) Static 200ns 14.95
INS5001N-4	CPU w/Basic Micro Interpreter 29.95	2716 (Intel) (256K) 17.95	16K (2Kx8) Static 160ns 14.95
PM085	CPU 9.95	2716 (Intel) (256K) 17.95	4K Dynamic 30-pin 5.95
TMS5900JL	MPU-16-Bit 29.95	2716 (Intel) (256K) 17.95	1024K Static 3.99

SHIFT REGISTERS		N-MOS READ ONLY MEMORIES	
MM52014	Dual 25-Bit Dynamic .50	MC68071	128Kx7 ASCII Printed w/Doc. 11.95
MM52014	Dual 50-Bit Dynamic .50	MC68072	128Kx7 Math Symbol & Pictures 11.95
MM52014	Dual 100-Bit Static .50	MC68073	128Kx7 Alpha, Control Char. Gen. 11.95
MM52014	Dual 200-Bit Dynamic .50	MC68074	128Kx7 Alpha, Control Char. Gen. 11.95
MM52014	Dual 400-Bit Dynamic .50	MC68075	128Kx7 Alpha, Control Char. Gen. 11.95
MM52014	Dual 800-Bit Dynamic .50	MC68076	128Kx7 Alpha, Control Char. Gen. 11.95
MM52014	Dual 1600-Bit Dynamic .50	MC68077	128Kx7 Alpha, Control Char. Gen. 11.95
MM52014	Dual 3200-Bit Dynamic .50	MC68078	128Kx7 Alpha, Control Char. Gen. 11.95
MM52014	Dual 6400-Bit Dynamic .50	MC68079	128Kx7 Alpha, Control Char. Gen. 11.95
MM52014	Dual 12800-Bit Dynamic .50	MC68080	128Kx7 Alpha, Control Char. Gen. 11.95
MM52014	Dual 25600-Bit Dynamic .50	MC68081	128Kx7 Alpha, Control Char. Gen. 11.95
MM52014	Dual 51200-Bit Dynamic .50	MC68082	128Kx7 Alpha, Control Char. Gen. 11.95
MM52014	Dual 102400-Bit Dynamic .50	MC68083	128Kx7 Alpha, Control Char. Gen. 11.95
MM52014	Dual 204800-Bit Dynamic .50	MC68084	128Kx7 Alpha, Control Char. Gen. 11.95
MM52014	Dual 409600-Bit Dynamic .50	MC68085	128Kx7 Alpha, Control Char. Gen. 11.95
MM52014	Dual 819200-Bit Dynamic .50	MC68086	128Kx7 Alpha, Control Char. Gen. 11.95
MM52014	Dual 1638400-Bit Dynamic .50	MC68087	128Kx7 Alpha, Control Char. Gen. 11.95
MM52014	Dual 3276800-Bit Dynamic .50	MC68088	128Kx7 Alpha, Control Char. Gen. 11.95
MM52014	Dual 6553600-Bit Dynamic .50	MC68089	128Kx7 Alpha, Control Char. Gen. 11.95
MM52014	Dual 13107200-Bit Dynamic .50	MC68090	128Kx7 Alpha, Control Char. Gen. 11.95
MM52014	Dual 26214400-Bit Dynamic .50	MC68091	128Kx7 Alpha, Control Char. Gen. 11.95
MM52014	Dual 52428800-Bit Dynamic .50	MC68092	128Kx7 Alpha, Control Char. Gen. 11.95
MM52014	Dual 104857600-Bit Dynamic .50	MC68093	128Kx7 Alpha, Control Char. Gen. 11.95
MM52014	Dual 209715200-Bit Dynamic .50	MC68094	128Kx7 Alpha, Control Char. Gen. 11.95
MM52014	Dual 419430400-Bit Dynamic .50	MC68095	128Kx7 Alpha, Control Char. Gen. 11.95
MM52014	Dual 838860800-Bit Dynamic .50	MC68096	128Kx7 Alpha, Control Char. Gen. 11.95
MM52014	Dual 1677721600-Bit Dynamic .50	MC68097	128Kx7 Alpha, Control Char. Gen. 11.95
MM52014	Dual 3355443200-Bit Dynamic .50	MC68098	128Kx7 Alpha, Control Char. Gen. 11.95
MM52014	Dual 6710886400-Bit Dynamic .50	MC68099	128Kx7 Alpha, Control Char. Gen. 11.95
MM52014	Dual 13421772800-Bit Dynamic .50	MC68100	128Kx7 Alpha, Control Char. Gen. 11.95
MM52014	Dual 26843545600-Bit Dynamic .50	MC68101	128Kx7 Alpha, Control Char. Gen. 11.95
MM52014	Dual 53687091200-Bit Dynamic .50	MC68102	128Kx7 Alpha, Control Char. Gen. 11.95
MM52014	Dual 107374182400-Bit Dynamic .50	MC68103	128Kx7 Alpha, Control Char. Gen. 11.95
MM52014	Dual 214748364800-Bit Dynamic .50	MC68104	128Kx7 Alpha, Control Char. Gen. 11.95
MM52014	Dual 429496729600-Bit Dynamic .50	MC68105	128Kx7 Alpha, Control Char. Gen. 11.95
MM52014	Dual 858993459200-Bit Dynamic .50	MC68106	128Kx7 Alpha, Control Char. Gen. 11.95
MM52014	Dual 1717986918400-Bit Dynamic .50	MC68107	128Kx7 Alpha, Control Char. Gen. 11.95
MM52014	Dual 3435973836800-Bit Dynamic .50	MC68108	128Kx7 Alpha, Control Char. Gen. 11.95
MM52014	Dual 6871947673600-Bit Dynamic .50	MC68109	128Kx7 Alpha, Control Char. Gen. 11.95
MM52014	Dual 13743895347200-Bit Dynamic .50	MC68110	128Kx7 Alpha, Control Char. Gen. 11.95
MM52014	Dual 27487790694400-Bit Dynamic .50	MC68111	128Kx7 Alpha, Control Char. Gen. 11.95
MM52014	Dual 54975581388800-Bit Dynamic .50	MC68112	128Kx7 Alpha, Control Char. Gen. 11.95
MM52014	Dual 109951162777600-Bit Dynamic .50	MC68113	128Kx7 Alpha, Control Char. Gen. 11.95
MM52014	Dual 219902325555200-Bit Dynamic .50	MC68114	128Kx7 Alpha, Control Char. Gen. 11.95
MM52014	Dual 439804651110400-Bit Dynamic .50	MC68115	128Kx7 Alpha, Control Char. Gen. 11.95
MM52014	Dual 879609302220800-Bit Dynamic .50	MC68116	128Kx7 Alpha, Control Char. Gen. 11.95
MM52014	Dual 1759218644441600-Bit Dynamic .50	MC68117	128Kx7 Alpha, Control Char. Gen. 11.95
MM52014	Dual 3518437288883200-Bit Dynamic .50	MC68118	128Kx7 Alpha, Control Char. Gen. 11.95
MM52014	Dual 7036874577766400-Bit Dynamic .50	MC68119	128Kx7 Alpha, Control Char. Gen. 11.95
MM52014	Dual 14073749155532800-Bit Dynamic .50	MC68120	128Kx7 Alpha, Control Char. Gen. 11.95
MM52014	Dual 28147498311065600-Bit Dynamic .50	MC68121	128Kx7 Alpha, Control Char. Gen. 11.95
MM52014	Dual 56294996622131200-Bit Dynamic .50	MC68122	128Kx7 Alpha, Control Char. Gen. 11.95
MM52014	Dual 112589993244262400-Bit Dynamic .50	MC68123	128Kx7 Alpha, Control Char. Gen. 11.95
MM52014	Dual 225179986488524800-Bit Dynamic .50	MC68124	128Kx7 Alpha, Control Char. Gen. 11.95
MM52014	Dual 450359972977049600-Bit Dynamic .50	MC68125	128Kx7 Alpha, Control Char. Gen. 11.95
MM52014	Dual 900719945954099200-Bit Dynamic .50	MC68126	128Kx7 Alpha, Control Char. Gen. 11.95
MM52014	Dual 1801439891908198400-Bit Dynamic .50	MC68127	128Kx7 Alpha, Control Char. Gen. 11.95
MM52014	Dual 3602879783816396800-Bit Dynamic .50	MC68128	128Kx7 Alpha, Control Char. Gen. 11.95
MM52014	Dual 7205759567632793600-Bit Dynamic .50	MC68129	128Kx7 Alpha, Control Char. Gen. 11.95
MM52014	Dual 14411519135265587200-Bit Dynamic .50	MC68130	128Kx7 Alpha, Control Char. Gen. 11.95
MM52014	Dual 28823038270531174400-Bit Dynamic .50	MC68131	128Kx7 Alpha, Control Char. Gen. 11.95
MM52014	Dual 57646076541062348800-Bit Dynamic .50	MC68132	128Kx7 Alpha, Control Char. Gen. 11.95
MM52014	Dual 115292153082124697600-Bit Dynamic .50	MC68133	128Kx7 Alpha, Control Char. Gen. 11.95
MM52014	Dual 230584306164249395200-Bit Dynamic .50	MC68134	128Kx7 Alpha, Control Char. Gen. 11.95
MM52014	Dual 461168612328498790400-Bit Dynamic .50	MC68135	128Kx7 Alpha, Control Char. Gen. 11.95
MM52014	Dual 922337224656997580800-Bit Dynamic .50	MC68136	128Kx7 Alpha, Control Char. Gen. 11.95
MM52014	Dual 1844674449313995161600-Bit Dynamic .50	MC68137	128Kx7 Alpha, Control Char. Gen. 11.95
MM52014	Dual 3689348898627990323200-Bit Dynamic .50	MC68138	128Kx7 Alpha, Control Char. Gen. 11.95
MM52014	Dual 7378697797255980646400-Bit Dynamic .50	MC68139	128Kx7 Alpha, Control Char. Gen. 11.95
MM52014	Dual 14757395594511961292800-Bit Dynamic .50	MC68140	128Kx7 Alpha, Control Char. Gen. 11.95
MM52014	Dual 295147911890239225600-Bit Dynamic .50	MC68141	

The ultimate **APPLE**[®] copy program

COPY II PLUS

\$39⁹⁵

VERSATILE — Copy II Plus copies multiple formats — DOS 3.2, 3.3, PASCAL, FORTRAN and most "protected" diskettes!
FAST — Copy II Plus copies nearly any diskette in less than one minute. That's faster than most standard copy programs. Written entirely in ultra fast assembly language.

Search no more for that universal copy program. Copy II Plus is the most advanced copy program available for the Apple II Computer. Compare capability, compare speed, compare price, then call or write to order Copy II Plus. Requires Apple II with 48K and at least one Disk Drive.

CENTRAL POINT
Software, Inc.

P.O. Box 3563
Central Point, OR 97502
(503) 773-1970



or check

Deliveries from stock. No C.O.D.'s
 Apple is a registered trademark of Apple Computer, Inc.

CIRCLE 17 ON FREE INFORMATION CARD

SPECIAL THIS MONTH

SALE PRICE
 GOOD UNTIL
 11/31/81

Electronics Paperback Books

Quality Paperbacks at Affordable Prices

To order from this ad: Check off the books you want. Total the prices. Add in shipping. NY State residents add Sales Tax. Total it up, enclose your check and mail.

- 28 Tested Transistor Projects **\$3.50**
- Single IC Projects **\$3.95**
- First Book of Diode Characteristics **\$2.95**
- Electronic Test Equipment Construction **\$4.50**
- 1st Book of Hi Fi Loudspeaker Enclosures **\$3.25**
- Handbook Of IC Audio Preamp and Power Amp Construction **\$3.25**
- 50 Circuits Using Germanium Silicon and Zener Diodes **\$3.50**
- Practical Computer Experiments **\$4.75**
- 50 CMOS IC Projects **\$3.50**
- Digital IC Equivalents and Pin Connections **\$7.50**
- Linear IC Equivalents and Pin Connections **\$7.50**
- Popular Electronic Circuits, Book 1 **\$4.95**
- Digital IC Projects **\$4.95**
- Popular Electronic Projects **\$3.50**
- Electronic Music and Creative Tape Recording **\$3.50**
- Projects In Opto Electronics **\$3.50**
- Electronic Games **\$4.50**

50 PROJECTS USING CA3130
 Lots of applications for this common, inexpensive op-amp. Regular price \$3.50
 This month **ONLY \$3.00**

50 LED CIRCUITS, BOOK 2
 If you liked the first book, you're going to have to have this one. Regular price \$3.50
 This month **ONLY \$3.00**

SOLID-STATE NOVELTY CIRCUITS
 The best name for this book would be Fun With Electronics. Buy it and find out why. Regular price \$2.75
 This month **ONLY \$2.25**

INTERNATIONAL TRANSISTOR EQUIVALENTS GUIDE
 Thousands of equivalents for all kinds of common semiconductors. Regular price \$7.50
 This month **ONLY \$6.75**

ELEMENTS OF ELECTRONICS — BOOK 5
 Everything you need to know about electronics communications. Regular price \$7.50
 This month **ONLY \$6.75**

ELECTRONIC TECHNOLOGY TODAY INC. 10/81
 P.O. Box 83, Massapequa Park, NY 11762

Price of Books

Sales Tax (NY State Residents only)

Shipping and Handling

(60c 1 or 2 books, 25c each addl.)

TOTAL # OF BOOKS TOTAL

Name

Address

City State Zip

OUTDOOR AUTOMATIC LIGHTING WITH PASSIVE INFRARED

SECURITY LIGHT CONTROL



Amazing infrared device detects and foils intruders, welcomes guests, prevents accidents and saves energy!

Your family is sound asleep. An intruder is stealthily approaching your darkened house. But when he enters the detection pattern, the SLC senses his body heat and ZAP! Your outside lights come on instantly, destroying his cover of darkness before he ever gets to your door. A crime is prevented. And when you finally arrive home that same SLC automatically turns on your driveway and porch lights for a safe, warm welcome.

HOW IT WORKS

This exciting new product incorporates the latest advances in heat-sensing infrared technology. Manufactured by Colorado Electro-Optics, the leading producer of infrared security devices in the US, the SLC detects the heat energy of any person or vehicle that enters its invisible detection pattern. It will then automatically turn on up to 500 watts of outside lighting. These lights will remain on until four minutes after the last person leaves the detection area. No timers, no switches, no all-night flood lights.

SLC NEVER FORGETS

Unlike timers that respond only to

preset programs, the SLC reacts to the presence of human beings. It is now possible to have your lights on when and only when you really need them, all automatically. In addition to a reliable security device, the SLC can provide your family with increased safety, convenience and home energy savings. No more stumbling over unseen objects, tripping on dark stairs, or fumbling with your keys. No more wasted energy from forgetting to turn off the lights. And your guests will appreciate the automatic welcome your home always provides.

SAFE, EASY TO INSTALL

The SLC does not emit energy of any kind and is totally harmless to living things. Rugged, weather resistant, UL listed and good looking, a low-cost SLC should be put near every entryway. The sensor is adjustable to cover an area 35 feet by 25 feet. Installing the SLC is as simple as wiring a switch, an easy job for the do-it-yourselfer.

Your home is an important investment, and your family is irreplaceable. They deserve the sophisticated protection of the Security Light Control.

SLC ORDER FORM

If not completely satisfied I may return the SLC within 60 days of purchase for a full refund. The unit carries a limited one year warranty.

Please Print

NAME _____

ADDRESS _____

CITY _____

STATE _____ ZIP _____

Please send me _____ Security Light Control(s) at \$199 each, totalling \$ _____

For my convenience, Colorado Electro-Optics will pay surface shipping charges.

Enclosed is my Money Order
 MasterCard or Visa

ACCOUNT NO _____

EXPIRATION DATE _____

Personal Check
 Ship COD to above address
(10% deposit enclosed)

Please send more information.

SIGNATURE _____

Colorado Electro-Optics, inc.
2200 Central Ave., Dept. R
Boulder, Colorado 80301
(303) 494-3200



Colorado Electro-Optics, inc.

A DIVISION OF LINEAR CORP.

CIRCLE 7 ON FREE INFORMATION CARD

OCTOBER 1981

121

ADVANCED COMPUTER PRODUCTS

FIRST TO OFFER PRIME PRODUCTS TO THE HOBBYIST AT FAIR PRICES!
1. Proven Quality Factory tested products only.
2. Guaranteed Satisfaction Call For Special School Discounts

SALE
4164
\$19.95



V-1000
Vista "V-DRIVE"
THE LAST WORD IN 8" FLOPPY-DISK ENCLOSURES

THE VISTA V-1000 FLOPPY DISK DRIVE SUBSYSTEM
 • Deluxe chassis with internal slide tray access for drive positioning and mounting • Built to mechanically and electrically accommodate single sided drives—including the most popular 5-inch Winchester and Shugart floppy disk drives, and 8-inch streaming tape units • Storage capacity from 0.5 to 40 megabytes • Industrial quality cabinet with cast iron base • Meets all UL and OSHA standards • Additional Seaview Front and rear view ports mounts provided at extra charge (no external shield) • Desk or rack mountable • Features modular construction with removable sub-assembly that allows easy cabinet positioning and mounting • Drives sold out for early service and maintenance.

DISCOUNT PRICES
 CABINET... \$395
 CABINET with (2) single sided drive (including power supply & cable) \$1495
 CABINET with (2) double sided drive (including power supply & cable) \$1995



Vista I-80
FOR TRS 80[®] MODEL I, PMC 80, ZENITH H89, S-100, etc.
ONLY 310⁰⁰ ea.
MODEL V-801, 80 TRACKS, SS
ONLY 425⁰⁰ ea.
 2 DRIVE CABLE... 29.95 4 DRIVE CABLE... 39.95



MOSTEK MK4015
4K Dynamic RAM
 Refresh while supply lasts only .49[°]
 Pin equivalent to MK4027 except has 1 ms.



S-100 WW
\$2.99 each
 FIRST QUALITY AT SURPLUS PRICE



2708 EPROMS
PRIME-450 Ns.
8 for \$29.95



4K STATIC RAM SELL-OFF
Zilog 6104-4
 Same as TMS 4044 but designed specifically for Z-80 based systems. This is full-spec 4Kx1 RAM, 450 Ns.
 While supply lasts \$1.49 each.

SPECIAL PURCHASE
\$59.95 Limited Supply \$59.95
 16K Altair RAM Boards. Fully Populated as is.



FLOPPY DISK DRIVES
QUME[®] Databrack 8
 • Double Sided
 • Double Density
ACP LOW PRICE \$569.95

Random TM100 1 5 1/4" Disk Drive	249.95
MPI B51-51/40 Tracks	239.95
Shugart SA400-5 1/4" 35 Tracks	295.00
Shugart 800/801R 8"	449.00
Siemens Shugart Compatible Model FDD-120-8D	429.00
PERSCI Model 277 Dual	1195.00
MPI B82 5 1/4" Dual	348.00
WANGO/SIEMENS 82	290.00
MPI 81 Double Track Density Single Side, 160 Tracks	375.00
MPI 92 Double Track Density Double Side, 160 Tracks	475.00

8800 MICROMODULE™ PRICE LIST

MODEL NO.	DESCRIPTION	PRICE
9800A	Single-Chip Microcomputer	\$495.00
9801	Advanced Single-Bit Comp. (8009)	\$95.00
9802	16 Slot Mother Board	175.00
9803	Card Cage	250.00
9803B	8 Slot Mother Board	100.00
9804	Power Supply	275.00
9805	DC Input Power Supply	325.00
9810	Utility Proto Board	39.00
9811	Arith. Proc/Memory Module	495.00
9812	Buffered Utility Proto Board	49.00
9816	32K EPROM/RAM Module	100.00
9817	EPROM Programming Head	250.00
9818	16 Channel Parallel I/O Module	295.00
9822	Serial-Parallel I/O Module	325.00
9827	16K Static RAM Module-470ns	395.00
9829	32K Static RAM 450ns	695.00
9829A	32K Static RAM 200ns	895.00
9830	Card Extender	88.00
9840	Multiple Programmable Timer	39.00
9850	8 Channel Duplex Serial I/O Mod	395.00
9855	Intelligent Tape Controller	550.00
98103	32/32 I/O Module	275.00
98104	Contact Closure Module	350.00

UNPOPULATED BOARDS (Also Available)

\$24.95 TRS-80/APPLE \$24.95
MEMORY EXPANSION KITS
 4116's, 16K (200/250 ns.)
8 pcs for \$24.95
Specify Computer
 Call For Volume Pricing

16K RAM
CENTRONICS PRINTER
Model 737
 • Centronics complete printer.
 • The 737 has everything. Check and compare the features.
 • New low price
\$835.00

32K STATIC RAM BOARD
2 or 4 MHz Expandable uses 2114L's
S-100
 16K 4 MHz Kit... 159.95
 16K 4 MHz A&T... 217.95
 32K 4 MHz Kit... 289.95
 Bare Board... 39.95
 Bare Bd. w/all parts... 99.95
 less mem... 99.95

NEW! from Zilog
 Z-8 CPU comes with Tiny Basic & debug program on the I.C.
\$69.95 w/data

BIPOLAR CPU SALE
Signetics 8 x 300 8 bit CPU
 While stock lasts 14.95 ea.

UV "Eprom" Eraser
Model UVs-11E \$69.95
 Holds 4 Eprom's at a time
 Backed by 45 years experience
Model S-52T... \$325.00
 Professional Industrial Model

TOUCH-TEST 20
DIGITAL MULTIMETER \$319⁹⁵

BECKMAN DIGITAL MULTIMETERS

TECH 300 Digital Multimeter	\$110
TECH 310 Digital Multimeter	\$140
TECH 330 Digital Multimeter	\$189
VC-201 Vinyl Carrying Case	\$10
DC-202 Deluxe Carrying Case	\$24
RV-211 High Voltage Probe	\$35
RP-221 RP Probe	\$35
Cl-231 AC Current Clamp	\$42
DL-241 Delux Test Lead Kit	\$42
TL-242 Square Test Leads	\$6

INTERSYSTEMS
The Preferred S-100 Box
 The new Series II CPU Board features a 4 MHz Z-80 CPU and full-feature front panel. Z-80 slot actively terminated motherboard, with 25 amp power supply (50/60 Hz operation, incl. 68 cm fan).
DPS-1, List \$1795

ACP Price \$1499
SYSTEM Z-80
 with Z-80A CPU 4 MHz, 64K RAM, I/O Board, 20 slots, front panel, double density disk controller board. Full 1-year warranty.
List \$3795 ACP Price \$2995



NEC PC-8000 Series Microcomputer System.
NEW INTRO PRICING \$1099.00

- Z-80A CPU 4 MHz
- 5 user programmable function keys
- 82 Keys with numeric keypad
- 160x100 resolution
- 80 character screen
- PC-8001A Microcomputer w/32KRAM \$1295.00 1099.00
- PC-8021A I/O Unit w/32K RAM \$195.00 99.00
- PC-8031A Dual Mini-Disk Drive Unit \$295.00 1099.00
- PC-8032A Add On Dual Mini-Disk Drive Unit \$1095.00 949.00
- PC-8022A Impact Matrix Printer \$860.00 769.00
- Tractor/Fractional Feed PC-8023A Printer \$499.95 44.95
- JB-1200(Hi) High Resolution Green Monitor \$265.00 239.00
- IC-1202(Hi) High Resolution Color Monitor w/RGB Input \$1195.00 1049.00
- PC-8091A RGB Cable for IC-1202(Hi) Color Monitor \$19.95 17.95
- Basic Language Learning Guide \$14.95
- PC-8001A Microcomputer Reference Manual \$19.95
- PC-8012A I/O Unit User's Manual \$14.95
- PC-8031A Dual Disk User's Manual \$14.95

MICROPROCESSORS

Z8001 16 bit to 8 bit	\$189.00
Z8002 16 bit to 8 bit	149.00
Z8003	9.95
Z8004	13.95
Z8005 3850i	13.95
2050	16.95
IC1002	9.75
6050A	4.75
8080A-4MHz	19.95
8084 8085	14.95
8008-1	9.95
2901	14.95
2901A	9.95
2901B	39.95
2903 4-bit Supercycle	29.95
TMS 9900/L	49.95
CP1600	29.95
6502	9.95
6502A	16.95
68E100	29.95
6800	11.75
6800B 2.0 MHz	19.95
6801	17.95
8035	14.95
8039	19.95
INS 8073N	24.95
8755	49.95
8748	69.95
8750	37.95
8086	69.95

ADVANCED SUPPORT

AM9511 Arith. Processor	175.00
9513 2-Channel Counter	175.00
9513 Univ. Timing	79.95
AM9517 DMA Controller	18.95
AM9519 Universal Interrupt	18.95

Z-80 SUPPORT CHIPS

Z80-PIO 2.5 MHz	6.75
8802 4.0 MHz	12.95
2.5 MHz	8.75
Z80-CTC 4.0 MHz	12.95
2.5 MHz	29.95
Z80-DMA 4.0 MHz	38.95
Z80-SIO 2.5 MHz	35.95
Z80-SIO 4.0 MHz	39.40
Z80-SIO 2.5 MHz	31.75
Z80-SIO 2.0 MHz	7.75

8080/8085 SUPPORT

8155 8156 I/O	24.95
8755 I/O with Eprom	64.95
8202 Dyn. Ram Cont.	3.95
8203 748 158 Decoder	2.75
8218 8 bit I/O	5.25
8214 Memory Int.	5.25
8215 Bus Driver	2.75
8224 Clock Gen.	2.95
8228 4MHz	9.75
8228 Bus Driver	2.95
8228 Bus Control	4.50
8238 Sys. Cont.	5.50
8243 I/O Exp.	9.50
8253 8254 Arith. Comm.	15.95
8251 Prog. I/O	6.95
8253 Int. Timer	12.95
8285 Prog. I/O	6.50
8257 Prog. DMA	16.95
8259 Prog. Int.	15.95
8285 Prog. Controller	45.95
8279 Prog. Keyboard	15.95

8800 SUPPORT CHIPS

8810 128 x 8 Ram	4.75
8820	6.50
8821	6.50
8822 Priority Int.	10.75
8834-1 512 x 8 Eprom	16.95
8845 HD48505 CRT Cont.	29.95
8847 Color CRT	29.95
8850 A/C	5.95
8852 Serial Adapter	5.95
8858 Opt. Driver	10.95
8862 Multimeter	11.95
8875 1.0MHz OSC	25.95
8878	6.95
8880 Bus Driver	2.19
MC8548B	24.95
88047	24.95

6502 SUPPORT CHIPS

6522 Mult.	11.95
6530-002.003.004.005	21.95
6551	19.95

BIPOLAR PROMS
 We do Custom Programming

8253030050060745188	4.25
825115 012/8175	12.95
825125 017/45288 32/8175	4.25
825135 063/745387 256/4100	4.25
825145 033/45287 256/4100	4.25
825150 047/45570 512/4100	4.25
825171/45571 512/4100	6.95
825172/45274 1024/4100	12.95
825141/3824/745474 512/8175	12.95
825177/45472 512/8175	12.95
74547 16309 256/8175	7.95

MOS PROMS

2764 8Kx8/8T	89.95
2717 8Kx8	16.95
2716 256x8 5V (2Kx8/8T)	8.95
TMS2716 5V 12V	17.95
2750 5V 16096	7.50
2708 450N1S	5.75
2708 850N1S	5.25
1702	5.75
MM5204Q	9.95

CHARACTER GEN.

2513-001 15V Upper	9.95
2513-005 15V Lower	10.50
2513-AD43 15V Lower	14.95
MCM66710 Ascii Shift	12.95
MCM66740 Math Symbol	13.95
MCM66750 Alpha Control	13.45

UARTS/BAUD RATE

TR1602B 15V	3.95
AY51013 15V	14.95
AY51014A 1612 15V-14V	6.95
AY51015A 1863 15V	6.95
IM6403	8.95
2350 USRT	9.95
1671B Astros	24.95
MC14411	11.95
1671B Astros	14.95
WD1941	9.95
ICM 5016	16.95
ICM 5020	15.95

KEYBOARD ENCODERS

AY5-2376	13.75
AY5-3600	13.75

STATIC RAMS

21102 450Ns	1.24	99.99	100
21102 250Ns	1.30	125	99
2111	3.75	365	355
2112-1	2.95	285	245
2112-2	3.50	335	255
2114N (450NS)	3.75	350	325
2114E (450NS)	6.50	535	505
2114L-450ns (4045)	4.75	425	395
4044 250 ns	8.95	750	630
4044 450ns	9.95	835	475
EMMA420A	9.75	875	95
EMMA420B	9.75	875	95
AM9140-41	10.95	1025	925
AM9140-42	12.95	1125	1025
1101	8.95	835	825
PR125-93425 (45ns)	8.95	835	825
6818 1K x 1 CMOCS	7.95	795	725
2147 Low Power 4K Static	9.95	935	895
93415	9.95	935	895

DYNAMIC RAMS

416/416 16K (16 Pin)	2.49
Set of 8 416's 200 Ns	24.95
4115 8K (16 Pin)	2.49
4265 4K x 1 (16 Pin)	4.95
4560 4K x 1 (22 Pin)	4.95
4595 4K x 1 (16 Pin)	4.95
2104 4K x 1 (16 Pin)	4.95
4027 4K x 1 (16 Pin) VPO 414	4.95
5281 103	9.95
5282 195	400L 4.95
5283 800	800L 7.95
5284 435	600L 15.00

SOCKETS

# Pins	Lo Profile	Gold Plated	Tip Gold	Level
14	19	38	59	99
18	20	38	62	99
20	29	89	99	99
24	38	75	110	99
24	38	85	120	99
28	58	120	169	99
40	60	140	185	99

ZERO INSERTION FORCE

16 Pin \$5.50	24 Pin \$7.50	40 Pin \$10.25
---------------	---------------	----------------

LED READOUTS

Part No.	Size	Color	Background	Price
DL104	300	Red	Common Cathode	99
DL107	300	Red	Common Anode	99
FN017	357	Red	Common Cathode	99
FN001	500	Red	Common Cathode (+/-)	99
FN002	500	Red	Common Anode	99
FN017	510	Red	Common Cathode	99
FN058	500	Red	Common Anode (+/-)	99
FN050	500	Green	Common Cathode	149
FN050	500	Orange	Common Cathode	149
FN050	800	Red	Common Cathode	149
FN051	800	Red	Common Anode	175
FN052	800	Red	4 x 7 Hexadecim	149
HP058-7200	800	Red	4 x 7.5 Hex. RHD	185
HP050-771	300	Red	Common Anode	75
TL308	275	Red	Numerical Display	10.95
TL309	275	Red	Numerical Display	10.95
TL311	275	Red	4 x 7 Hexadecim	10.95
MAN04	270	Red	Any	9.95
MAN10A	270	Red	Alpha Numeric	9.95
XAN001	300	Green	Common Anode Right DP	125
XAN002	300	Green	Common Anode Left DP	125
XAN003	300	Green	Duiflow CA Left DP	125
XAN004	300	Green	Common Cathode Right DP	125
XAN005	300	Green	Common Anode Right DP	199
XAN006	300	Green	Common Anode Left DP	199
XAN007	300	Green	Common Cathode Left DP	199
XAN008	300	Green	Common Cathode Right DP	199
XAN009	300	Green	Common Anode Right DP	199
XAN010	300	Green	Common Anode Left DP	199
XAN011	300	Green	Common Cathode Right DP	199
XAN012	300	Green	Common Cathode Left DP	199
XAN013	300	Green		

7400

SN7400N	19	SN74123N	59
SN7401N	22	SN74125N	39
SN7402N	22	SN74126N	44
SN7403N	22	SN74128F	59
SN7404N	22	SN74132N	69
SN7405N	23	SN74136N	75
SN7406N	23	SN74139N	95
SN7407N	23	SN74141N	79
SN7408N	26	SN74142N	295
SN7409N	23	SN74143N	295
SN7410N	22	SN74144N	295
SN7411N	29	SN74145N	62
SN7412N	29	SN74147N	195
SN7413N	39	SN74148N	120
SN7414N	59	SN74150N	109
SN7415N	29	SN74151F	39
SN7417N	29	SN74152N	67
SN7420N	22	SN74153N	67
SN7421N	35	SN74154N	119
SN7422N	29	SN74155N	78
SN7423N	29	SN74156N	78
SN7425N	29	SN74157N	69
SN7426N	29	SN74158N	165
SN7427N	25	SN74160N	88
SN7429N	45	SN74161N	88
SN7430N	23	SN74162N	89
SN7432N	29	SN74163N	87
SN7437N	25	SN74164N	87
SN7438N	29	SN74165N	87
SN7439N	29	SN74166N	120
SN7440N	19	SN74167N	195
SN7441N	65	SN74168N	79
SN7442N	57	SN74172N	478
SN7443N	95	SN74173N	79
SN7444N	95	SN74174N	89
SN7445N	79	SN74175N	85
SN7446N	19	SN74176N	75
SN7447N	65	SN74177N	75
SN7448N	79	SN74179N	134
SN7450N	19	SN74180N	75
SN7451N	19	SN74181N	175
SN7453N	19	SN74182N	75
SN7454N	19	SN74183N	75
SN7459N	25	SN74185N	225
SN7460N	23	SN74186N	99
SN7470N	29	SN74188N	390
SN7472N	29	SN74190N	115
SN7473N	34	SN74191N	115
SN7474N	34	SN74192N	85
SN7475N	38	SN74193N	85
SN7476N	34	SN74194N	85
SN7477N	460	SN74195N	88
SN7480N	49	SN74196N	88
SN7482N	95	SN74197N	85
SN7483N	55	SN74198N	139
SN7485N	65	SN74199N	139
SN7486N	35	SN74221N	19
SN7489N	175	SN74251N	95
SN7490N	39	SN74273N	105
SN7491N	57	SN74279N	75
SN7492N	45	SN74283N	140
SN7493N	45	SN74284N	390
SN7494N	69	SN74285N	390
SN7495N	65	SN74290N	125
SN7496N	69	SN74298N	85
SN7497N	290	SN74365N	88
SN74100N	120	SN74366N	68
SN74107N	32	SN74367N	68
SN74109N	37	SN74368N	68
SN74116N	195	SN74390N	145
SN74121N	29	SN74393N	190
SN74122N	39	SN74480N	190

74LS00

74LS00N	26	74LS164N	119
74LS01N	26	74LS165N	89
74LS02N	26	74LS166N	248
74LS03N	28	74LS168N	115
74LS04N	35	74LS169N	115
74LS05N	28	74LS170N	199
74LS06N	28	74LS173N	89
74LS09N	35	74LS174N	89
74LS10N	28	74LS175N	89
74LS11N	39	74LS181N	220
74LS12N	33	74LS180N	115
74LS13N	35	74LS191N	115
74LS14N	95	74LS192N	98
74LS15N	33	74LS193N	98
74LS20N	26	74LS194N	115
74LS21N	33	74LS195N	95
74LS22N	33	74LS196N	89
74LS23N	67	74LS241N	169
74LS27N	33	74LS242N	169
74LS28N	33	74LS243N	169
74LS29N	33	74LS244N	149
74LS32N	33	74LS245N	220
74LS33N	35	74LS247N	110
74LS34N	33	74LS248N	110
74LS35N	33	74LS249N	119
74LS36N	33	74LS250N	140
74LS38N	33	74LS251N	85
74LS39N	26	74LS252N	98
74LS40N	26	74LS253N	98
74LS42N	26	74LS254N	98
74LS43N	33	74LS255N	98
74LS44N	33	74LS256N	295
74LS45N	45	74LS257N	159
74LS46N	45	74LS258N	159
74LS47N	45	74LS259N	159
74LS48N	39	74LS260N	249
74LS49N	39	74LS261N	249
74LS50N	39	74LS262N	59
74LS51N	26	74LS263N	175
74LS52N	26	74LS264N	175
74LS53N	26	74LS265N	175
74LS54N	26	74LS266N	175
74LS55N	26	74LS267N	175
74LS56N	26	74LS268N	175
74LS57N	26	74LS269N	175
74LS58N	26	74LS270N	175
74LS59N	26	74LS271N	175
74LS60N	26	74LS272N	175
74LS61N	26	74LS273N	175
74LS62N	26	74LS274N	175
74LS63N	26	74LS275N	175
74LS64N	26	74LS276N	175
74LS65N	26	74LS277N	175
74LS66N	26	74LS278N	175
74LS67N	26	74LS279N	175
74LS68N	26	74LS280N	175
74LS69N	26	74LS281N	175
74LS70N	26	74LS282N	175
74LS71N	26	74LS283N	175
74LS72N	26	74LS284N	175
74LS73N	26	74LS285N	175
74LS74N	26	74LS286N	175
74LS75N	26	74LS287N	175
74LS76N	26	74LS288N	175
74LS77N	26	74LS289N	175
74LS78N	26	74LS290N	175
74LS79N	26	74LS291N	175
74LS80N	26	74LS292N	175
74LS81N	26	74LS293N	175
74LS82N	26	74LS294N	175
74LS83N	26	74LS295N	175
74LS84N	26	74LS296N	175
74LS85N	26	74LS297N	175
74LS86N	26	74LS298N	175
74LS87N	26	74LS299N	175
74LS88N	26	74LS300N	175
74LS89N	26	74LS301N	175
74LS90N	26	74LS302N	175
74LS91N	26	74LS303N	175
74LS92N	26	74LS304N	175
74LS93N	26	74LS305N	175
74LS94N	26	74LS306N	175
74LS95N	26	74LS307N	175
74LS96N	26	74LS308N	175
74LS97N	26	74LS309N	175
74LS98N	26	74LS310N	175
74LS99N	26	74LS311N	175
74LS100N	26	74LS312N	175
74LS101N	26	74LS313N	175
74LS102N	26	74LS314N	175
74LS103N	26	74LS315N	175
74LS104N	26	74LS316N	175
74LS105N	26	74LS317N	175
74LS106N	26	74LS318N	175
74LS107N	26	74LS319N	175
74LS108N	26	74LS320N	175
74LS109N	26	74LS321N	175
74LS110N	26	74LS322N	175
74LS111N	26	74LS323N	175
74LS112N	26	74LS324N	175
74LS113N	26	74LS325N	175
74LS114N	26	74LS326N	175
74LS115N	26	74LS327N	175
74LS116N	26	74LS328N	175
74LS117N	26	74LS329N	175
74LS118N	26	74LS330N	175
74LS119N	26	74LS331N	175
74LS120N	26	74LS332N	175
74LS121N	26	74LS333N	175
74LS122N	26	74LS334N	175
74LS123N	26	74LS335N	175
74LS124N	26	74LS336N	175
74LS125N	26	74LS337N	175
74LS126N	26	74LS338N	175
74LS127N	26	74LS339N	175
74LS128N	26	74LS340N	175
74LS129N	26	74LS341N	175
74LS130N	26	74LS342N	175
74LS131N	26	74LS343N	175
74LS132N	26	74LS344N	175
74LS133N	26	74LS345N	175
74LS134N	26	74LS346N	175
74LS135N	26	74LS347N	175
74LS136N	26	74LS348N	175
74LS137N	26	74LS349N	175
74LS138N	26	74LS350N	175
74LS139N	26	74LS351N	175
74LS140N	26	74LS352N	175
74LS141N	26	74LS353N	175
74LS142N	26	74LS354N	175
74LS143N	26	74LS355N	175
74LS144N	26	74LS356N	175
74LS145N	26	74LS357N	175
74LS146N	26	74LS358N	175
74LS147N	26	74LS359N	175
74LS148N	26	74LS360N	175
74LS149N	26	74LS361N	175
74LS150N	26	74LS362N	175
74LS151N	26	74LS363N	175
74LS152N	26	74LS364N	175
74LS153N	26	74LS365N	175
74LS154N	26	74LS366N	175
74LS155N	26	74LS367N	175
74LS156N	26	74LS368N	175
74LS157N	26	74LS369N	175
74LS158N	26	74LS370N	175
74LS159N	26	74LS371N	175
74LS160N	26	74LS372N	175
74LS161N	26	74LS373N	175
74LS162N	26	74LS374N	175
74LS163N	26	74LS375N	175
74LS164N	26	74LS376N	175
74LS165N	26	74LS377N	175
74LS166N	26	74LS378N	175
74LS167N	26	74LS379N	175
74LS168N	26	74LS380N	175
74LS169N	26	74LS381N	175
74LS170N	26	74LS382N	175
74LS171N	26	74LS383N	175
74LS172N	26	74LS384N	175
74LS173N	26	74LS385N	175
74LS174N	26	74LS386N	175
74LS175N	26	74LS387N	175
74LS176N	26	74LS388N	175
74LS177N	26	74LS389N	175
74LS178N	26	74LS390N	175
74LS179N	26	74LS391N	175
74LS180N	26	74LS392N	175
74LS181N	26	74LS393N	175
74LS182N	26	74LS394N	175
74LS183N	26	74LS395N	175
74LS184N	26	74LS396N	175
74LS185N	26	74LS397N	175
74LS186N	26	74LS398N	175
74LS187N	26	74LS399N	175
74LS188N	26	74LS400N	175

LINEAR

78H05	5.95	MC1358	1.75
78M05	1.49	LM1414N	1.90
78M.G.	1.49	LM1466CN	49
LM105H	99	MC1488N	99
LM109D	2.25	MC1499N	99
LM300K	95	LM1496N	89
LM300CN/H	35	LM1556N	1.50
LM304H	98	LM1820N	95
LM305H	98	LM1850N	95
LM306H	3.25	LM1899N	3.10
LM307CN/H	4.95	LM2110N	1.75
LM308CN/H	98	LM2900N	99
LM309K	1.49	LM2901N	2.50
LM310CN	1.25	LM2917N	2.95
LM310DCN/H	89	CA3013T	2.19
LM312H	75	CA3014T	1.99
LM317T	1.70	CA3021T	3.49
LM318CN/H	1.49	CA3023T	2.99
LM319N/H	1.25	CA3035T	2.75
LM320K-XX	1.35	CA3039T	1.29
LM320T-XX	1.39	CA3046N	1.29
LM323K-XX	1.29	LM3053N	3.19
LM323K	4.95	CA3059N	3.19
LM324N	95	CA3060N	3.19
LM337K	5.95	CA3062N	4.95
LM338K	6.95	LM3065N	1.49
LM339N	99	CA3097T	1.29
LM340K-XX	1.75	CA3081N	1.69
LM340T-XX	1.25	CA3082N	1.69
LM340H-XX	1.25	CA3083N	1.55
LM344H	5.95	CA3086N	80
LM348N	1.20	CA3089N	2.99
LM350K	1.60	CA3096N	3.49

AMAZING SCIENTIFIC and ELECTRONIC DEVICES

PHASER shockwave and invisible FORCE FIELD generators. LASERS for weapons, cutting, burning, cloud writing, holography and special effects. NUCLEAR particle accelerators and detectors. PLASMA, ION, HIGH VOLTAGE, HIGH FREQUENCY TESLA COILS and LIGHTNING generators. TRANSMITTERS and CONTROL devices for security, telephones, intrusion detection, nature listening, PLUS PLUS INFRASONICS, ULTRASONICS, ENERGY, CHEMICAL and PERSONAL PROTECTION and SAFETY DEVICES. SEND \$1 for catalog of plans, kits and completed items to:
INFORMATION UNLIMITED, INC.
 P.O. BOX 716, Dept. R8
 Amherst, N.H. 03031

TRS-80® DISCOUNT



BUY DIRECT

1-800-841-0860 TOLL FREE

MICRO MANAGEMENT SYSTEMS INC.
 DEPT. NO. 15

Downtown Plaza Shopping Center
 115C Second Ave. S.W.
 Cairo, Georgia 31728
 912-377-7120 Ga. Phone No.

Write For Free Catalog

At **SUNTRONICS**, we offer Quality Industrial Grade, Prime Components Only ...

GRAND OPENING

We stock a full line of electronic components for the Electronic Engineer, Technician or Hobbyist ...

GLOBAL SPECIALTIES CORP.

LOGIC PROBE	QUICK TEST SOLDERLESS BREADBOARD ELEMENTS
LP-1 \$50.00	QT-59S \$12.25
LP-2 28.00	QT-59B 2.75
LP-3 77.00	QT-47S 9.75
	QT-47B 2.50
	QT-35S 7.25
	QT-35B 2.50
IC TEST CLIPS	
PC-14 \$ 4.50	QT-18S 4.50
PC-16 4.75	QT-12S 3.75
PC-24 10.00	QT-8S 3.00
PC-40 16.00	QT-7S 2.75

7400 SERIES TTL

7400 \$ 19	7432 \$ 25	7486 \$ 40	74132 \$ 74	74181 \$ 2.20
7401 \$ 19	7438 \$ 39	7495 \$ 65	74136 \$ 74	74182 \$ 75
7402 \$ 19	7442 \$ 57	7496 \$ 65	74141 \$ 79	74184 \$ 2.05
7403 \$ 19	7448 \$ 75	74112 \$ 1.92	74142 \$ 2.90	74185 \$ 2.05
7404 \$ 19	7474 \$ 35	74116 \$ 1.85	74156 \$ 65	74193 \$.79
7410 \$ 20	7482 \$ 75	74121 \$.35	74161 \$.70	74194 \$.85
7420 \$ 20	7483 \$ 50	74123 \$.58	74165 \$.85	74199 \$ 1.35
7426 \$ 27	7484 \$ 50	74125 \$.48	74172 \$ 4.95	74221 \$ 1.25
7428 \$ 25				

LOW POWER SCHOTTKY TTL

74LS00 \$.22	74LS42 \$.55	74LS136 \$.52	74LS194 \$ 1.10
74LS01 \$.22	74LS47 \$.75	74LS138 \$.75	74LS195 \$.95
74LS02 \$.22	74LS54 \$.35	74LS148 \$ 1.45	74LS196 \$.90
74LS04 \$.25	74LS74 \$.45	74LS151 \$.75	74LS241 \$ 1.85
74LS08 \$.30	74LS76 \$.45	74LS153 \$.75	74LS244 \$ 1.85
74LS10 \$.25	74LS83 \$.89	74LS156 \$ 1.05	74LS248 \$ 1.19
74LS11 \$.50	74LS88 \$.42	74LS158 \$.75	74LS257 \$.85
74LS12 \$.35	74LS92 \$.72	74LS161 \$.85	74LS266 \$.82
74LS15 \$.35	74LS96 \$ 1.05	74LS163 \$.95	74LS283 \$ 1.00
74LS20 \$.25	74LS112 \$.45	74LS164 \$.95	74LS295 \$ 1.00
74LS21 \$.35	74LS122 \$.75	74LS166 \$ 2.35	74LS352 \$ 1.20
74LS26 \$.35	74LS123 \$.97	74LS169 \$ 1.35	74LS366 \$.85
74LS27 \$.35	74LS124 \$ 2.85	74LS174 \$.95	74LS368 \$.75
74LS28 \$.35	74LS125 \$.85	74LS181 \$ 2.15	74LS393 \$ 2.00
74LS32 \$.35	74LS132 \$.75	74LS193 \$.95	74LS395 \$ 1.68
74LS38 \$.42			

HIGH SPEED TTL

74S00 \$.44	74S85 \$.64	74S153 \$ 1.20	74S251 \$ 1.90
74S02 \$.44	74S86 \$.78	74S157 \$ 1.10	74S258 \$ 1.00
74S04 \$.50	74S107 \$.49	74S160 \$ 9.95	74S260 \$ 1.80
74S08 \$.50	74S124 \$ 2.45	74S162 \$ 3.50	74S281 \$ 14.90
74S10 \$.48	74S132 \$.95	74S168 \$ 4.50	74S288 \$ 4.50
74S32 \$.62	74S134 \$.75	74S181 \$ 4.20	74S387 \$ 5.70
74S40 \$.52	74S138 \$.98	74S195 \$ 1.87	74S417 \$ 15.80
74S74 \$.78	74S151 \$ 1.20	74S200 \$ 3.80	74S472 \$ 15.50

4000 SERIES CMOS

4001 \$.35	4013 \$.48	4024 \$.78	4049 \$.85	4068 \$.80
4002 \$.35	4014 \$ 1.38	4028 \$.85	4050 \$.88	4010 \$ 1.35
4006 \$ 1.35	4015 \$ 1.35	4032 \$ 2.10	4051 \$ 1.15	4512 \$ 1.35
4007 \$.28	4016 \$.80	4034 \$ 3.25	4066 \$.75	4516 \$ 1.65
4008 \$ 1.35	4019 \$.48	4040 \$ 1.29	4070 \$.52	4532 \$ 1.95
4010 \$.48	4021 \$ 1.35	4041 \$ 1.25	4072 \$.45	4538 \$ 1.95
4011 \$.35	4022 \$ 1.25	4042 \$.95	4077 \$.45	4541 \$ 1.95
4012 \$.28	4023 \$.45	4047 \$ 1.25	4086 \$ 1.85	4554 \$ 1.95

LINEAR DEVICES

555 \$.35	565 \$ 1.85	7812 \$ 1.20	723 \$.50	747 \$.75
556 \$ 1.15	7805 \$ 1.20	7815 \$ 1.20	741 \$.60	

DIODES

1N270 \$.23	1N916 \$.13	1N4002 \$.08	1N4154 \$.13
1N746A \$.20	1N3600 \$.24	1N4003 \$.09	1N4723 \$.85
1N914 \$.10	1N4001 \$.08	1N4004 \$.10	1N4728 \$.25

2N TRANSISTORS

2N2222A \$.28	2N3055A \$.75	2N5194 \$ 1.00	2N6172 \$.23
2N215A \$.30	2N4401 \$.25	2N4919 \$.85	2N6190 \$ 1.05
2N3053A \$.28	2N5089 \$.60	2N5401 \$.35	2N6194 \$ 1.00

LED DISPLAYS

FND357 \$.99	FND800 \$ 1.95	MAN4810 \$.99	MAN6710 \$.99
FND500 \$ 1.20	MAN3820 \$.49	MAN6540 \$.99	MAN6750 \$.99
FND507 \$.99	MAN3630 \$.99	MAN6550 \$.99	

TECHNICAL DATA AND COMPUTER BOOKS

Microprocessor Handbook (4, 8 & 16 Bit)	\$19.95
An Introduction to Microcomputers	12.99
CRT Controller Handbook	6.99
Science and Engineering Basic Programs	15.99
6800 MP Handbook	\$6.99
6809 Programming	16.99
6802 Programming	16.99

CARBON FILM RESISTORS

5% TOL 1/4 W 10 for 40c
 IN ALL VALUES 1/2 W 10 for 50c

MICROPROCESSORS	8755 \$32.50	RAMS
Z-80 \$13.50	8085A \$5.70	8809 23.50
Z-80A 16.50	8800 7.50	8086 95.50
8080A 4.50	8035 5.50	2102 (1024 x 1) 3.20
		2112 (256 x 4) 3.20
		2114 3.20
		2114-2 4.50
8212 \$2.50	8238 \$4.50	8259 11.50
8216 2.00	8251 4.90	8275 32.00
8224 2.50	8253 7.50	8279 7.00
8228 4.50		2716 7.30
		2732 14.70

WE ALSO SPECIALIZE IN JAPANESE COMPUTER AND ELECTRONIC PARTS

CALL FOR VOLUME QUOTATIONS

SUNTRONICS CO., INC.

12621 CRENSHAW BOULEVARD
 HAWTHORNE, CALIFORNIA 90250

(LOCATED NEXT TO FORMULA INTERNATIONAL)

STORE HOURS: Mon - Fri 10 AM to 7 PM - Sat 10 AM to 6 PM

IN CALIFORNIA: OUTSIDE CALIFORNIA TOLL FREE

(213) 644-1149 1-800-421-5775

Mail Order - No Minimum: Send Money Order or Check to:
 P.O. BOX 1957, HAWTHORNE, CA 90250. Use your VISA or Mastercard (please include expiration date). Add \$2.00 postage and handling to order. California residents add 6% sales tax.

SAVE \$10.43

6100 DIGITAL DESIGN LAB
 A Unique design accessory for engineer, student or hobbyist


Rated "BEST VALUE" by instructors

Designer only: \$59.95 Assembled Kit: \$49.95

The 6100 UNIVERSAL DESIGNER is an indispensable aid to digital IC design. Plugs directly into breadboard elements to provide most often used inputs and outputs at LOW cost.

Save Time and Money!

- Quick and easy breadboarding connections
- Build digital circuits, games, audio circuits and more.
- Timesaving digital design aid
- Re-use as many times as you want
- Easy transition from prototype to wiring diagram
- Ideal for digital training classes
- Great addition to Engineering lab



Shown with QT59S and 2-QT59B breadboards (Not included)

Features Include:

- 2 Bounceless pushbuttons
- 2 Readouts with BCD inputs
- 4 Switch outputs
- 8 LED monitors
- 2 Variable Clock Generators
- 2 Decade Counters
- 5-Volt Supply Pins
- Complete Instruction Manual

NO RISK GUARANTEE

If the products listed here do not meet your expectations, you may return them within 30 days for a full refund. Your satisfaction is our most important concern. Covers kit products prior to assembly.

Learn Digital Logic - 26 Experiments

- 6101 "Experimenting with Digital Circuits"
- All necessary parts included
 - Learn gating, binary addition, subtraction and more
 - Get hands-on experience by building circuits and performing experiments.
 - No logic experience necessary. Good for beginners, intermediates, electronic enthusiasts \$29.95

New! JW Jumper Wire Design Asst.



Contains 350 wires cut to 14 different lengths, to fit breadboard modules. Pre-cut, pre-formed and individually color-coded. All wire solid tinned, 22 gauge with PCV insulation. Packed in convenient, sectioned box. \$9.95

Assemble Circuits in Minutes—Re-use Components - GSC Quick-Test Breadboards

QT47B	\$ 2.59
QT47S	10.24
QT59B	2.99
QT59S	12.50

SAVE \$10.43

6100 Universal Designer \$59.95
 1 QT59S Breadboard 12.50
 2 QT59B @ 2.99 5.98
 1 Jumper Wire Asst 9.95

ON COMPLETE DIGITAL DESIGN LAB NOW ONLY \$77.95 ~~\$88.38~~

Please rush the following:

QUAN. Design Lab.	\$77.95	QUAN. Jumper Wire Asst.	\$ 9.95
Design only	59.95	6101 Logic Course	29.95
Designer kit	49.95	Book 21654	8.95
QT47B	2.59	Book 21542	10.95
QT47S	10.24	Book 21626	12.95
QT59B	2.99	Book 21740	29.95
QT59S	12.50		

ORDER TOTAL _____
 Add 6% for postage _____
 Add \$2.00 handling (under \$25) 2.00
 Add \$1.00 per \$1.00 insurance _____
 TOTAL _____

ETRONIX

14803 NE 40th, Dept. ERE10
 Redmond, WA 98052 (206) 881-0857

VISA
 master charge

FOR FAST DELIVERY CALL:
 TOLL FREE 1-800-426-1044

NAME _____ ADDRESS _____
 CITY _____ STATE _____ ZIP _____
 VISA MASTERCARD CARD NO. _____ EXP. _____ SIG. _____
 Please send information on additional products available.

CIRCLE 46 ON FREE INFORMATION CARD

CIRCLE 78 ON FREE INFORMATION CARD

ramsey the first name in Counters!



9 DIGITS 600 MHz \$129⁹⁵ WIRED

PRICES

CT-90 wired, 1 year warranty	\$129.95
CT-90 Kit, 90 day parts warranty	109.95
AC-1 AC adapter	3.95
BP-1 Nicad pack + AC Adapter/Charger	12.95
CV-1, Micro-power Oven time base	49.95
External time base input	14.95

The CT-90 is the most versatile, feature packed counter available for less than \$300.00! Advanced design features include; three selectable gate times, nine digits, gate indicator and a unique display hold function which holds the displayed count after the input signal is removed. Also, a 10mHz TCXO time base is used which enables easy zero beat calibration checks against WWV. Optionally; an internal nicad battery pack, external time base input and Micro-power high stability crystal oven time base are available. The CT-90, performance you can count on!

SPECIFICATIONS:

Range:	20 Hz to 600 MHz
Sensitivity:	Less than 10 MV to 150 MHz Less than 50 MV to 500 MHz
Resolution:	0.1 Hz (10 MHz range) 1.0 Hz (600 MHz range) 10.0 Hz (600 MHz range)
Display:	9 digits 0.4" LED
Time base:	Standard-10,000 mHz, 1.0 ppm 20-40°C. Optional Micro-power oven-0.1 ppm 20-40°C
Power:	8-15 VAC @ 250 ma

7 DIGITS 525 MHz \$99⁹⁵ WIRED



SPECIFICATIONS:

Range:	20 Hz to 525 MHz
Sensitivity:	Less than 50 MV to 150 MHz Less than 150 MV to 500 MHz
Resolution:	1.0 Hz (5 MHz range) 10.0 Hz (50 MHz range) 100.0 Hz (500 MHz range)
Display:	7 digits 0.4" LED
Time base:	1.0 ppm TCXO 20-40°C
Power:	12 VAC @ 250 ma

The CT-70 breaks the price barrier on lab quality frequency counters. Deluxe features such as; three frequency ranges - each with pre-amplification, dual selectable gate times, and gate activity indication make measurements a snap. The wide frequency range enables you to accurately measure signals from audio thru UHF with 1.0 ppm accuracy - that's .0001%! The CT-70 is the answer to all your measurement needs, in the field, lab or ham shack.

PRICES:

CT-70 wired, 1 year warranty	\$99.95
CT-70 Kit, 90 day parts warranty	84.95
AC-1 AC adapter	3.95
BP-1 Nicad pack + AC adapter/charger	12.95

7 DIGITS 500 MHz \$79⁹⁵ WIRED



PRICES:

MINI-100 wired, 1 year warranty	\$79.95
AC-Z Ac adapter for MINI-100	3.95
BP-Z Nicad pack and AC adapter/charger	12.95

Here's a handy, general purpose counter that provides most counter functions at an unbelievable price. The MINI-100 doesn't have the full frequency range or input impedance qualities found in higher price units, but for basic RF signal measurements, it can't be beat! Accurate measurements can be made from 1 MHz all the way up to 500 MHz with excellent sensitivity throughout the range, and the two gate times let you select the resolution desired. Add the nicad pack option and the MINI-100 makes an ideal addition to your tool box for "in-the-field" frequency checks and repairs.

SPECIFICATIONS:

Range:	1 MHz to 500 MHz
Sensitivity:	Less than 25 MV
Resolution:	100 Hz (slow gate) 1.0 KHz (fast gate)
Display:	7 digits, 0.4" LED
Time base:	2.0 ppm 20-40°C
Power:	5 VDC @ 200 ma

8 DIGITS 600 MHz \$159⁹⁵ WIRED



SPECIFICATIONS:

Range:	20 Hz to 600 MHz
Sensitivity:	Less than 25 mv to 150 MHz Less than 150 mv to 600 MHz
Resolution:	1.0 Hz (60 MHz range) 10.0 Hz (600 MHz range)
Display:	8 digits 0.4" LED
Time base:	2.0 ppm 20-40°C
Power:	110 VAC or 12 VDC

The CT-50 is a versatile lab bench counter that will measure up to 600 MHz with 8 digit precision. And, one of its best features is the Receive Frequency Adapter, which turns the CT-50 into a digital readout for any receiver. The adapter is easily programmed for any receiver and a simple connection to the receiver's VFO is all that is required for use. Adding the receiver adapter in no way limits the operation of the CT-50, the adapter can be conveniently switched on or off. The CT-50, a counter that can work double-duty!

PRICES:

CT-50 wired, 1 year warranty	\$159.95
CT-50 Kit, 90 day parts warranty	119.95
RA-1, receiver adapter kit	14.95
RA-1 wired and pre-programmed (send copy of receiver schematic)	29.95

DIGITAL MULTIMETER \$99⁹⁵ WIRED



PRICES:

DM-700 wired, 1 year warranty	\$99.95
DM-700 Kit, 90 day parts warranty	79.95
AC-1, AC adaptor	3.95
BP-3, Nicad pack + AC adapter/charger	19.95
MP-1, Probe kit	2.95

The DM-700 offers professional quality performance at a hobbyist price. Features include; 26 different ranges and 5 functions, all arranged in a convenient, easy to use format. Measurements are displayed on a large 3½ digit, ½ inch LED readout with automatic decimal placement, automatic polarity, overrange indication and overload protection up to 1250 volts on all ranges, making it virtually goof-proof! The DM-700 looks great, a handsome, jet black, rugged ABS case with convenient retractable tilt bail makes it an ideal addition to any shop.

SPECIFICATIONS:

DC/AC volts:	100uV to 1 KV, 5 ranges
DC/AC current:	0.1uA to 2.0 Amps, 5 ranges
Resistance:	0.1 ohms to 20 Megohms, 6 ranges
Input impedance:	10 Megohms, DC/AC volts
Accuracy:	0.1% basic DC volts
Power:	4 'C' cells

AUDIO SCALER

For high resolution audio measurements, multiplies UP in frequency.

- Great for PL tones
- Multiplies by 10 or 100
- 0.01 Hz resolution!

\$29.95 Kit \$39.95 Wired

ACCESSORIES

Telescopic whip antenna - BNC plug	\$ 7.95
High impedance probe, light loading	15.95
Low pass probe, for audio measurements	15.95
Direct probe, general purpose usage	12.95
Tilt bail, for CT 70, 90, MINI-100	3.95
Color burst calibration unit, calibrates counter against color TV signal.	14.95

COUNTER PREAMP

For measuring extremely weak signals from 10 to 1,000 MHz. Small size, powered by plug transformer-included.

- Flat 25 db gain
- BNC Connectors
- Great for sniffing RF with pick-up loop

\$34.95 Kit \$44.95 Wired

ramsey electronics, inc.

2575 BAIRD RD. • PENFIELD, NY 14526



TERMS

Satisfaction guaranteed - examine for 10 days. If not pleased, return in original form for refund. Add 5% for shipping - insurance to a maximum of \$10. Overseas add 15%. COD add \$2. Orders under \$10, add \$1.50. NY residents add 7% tax.

PHONE ORDERS
CALL 716-586-3950

CIRCLE 12 ON FREE INFORMATION CARD

OCTOBER 1981

125

LOW TIM DC STEREO PRE-AMP KIT TA-10 20

Incorporates brand-new D.C. design that gives a frequency response from 0Hz-100KHz ± 0.5 dB! Added features like tone defeat and loudness control let you tailor your own frequency supplies to eliminate power fluctuation! Specifications: • T.H.D. less than .005% • T.I.M. less than .005% • Frequency response: DC to 100KHz ± 0.5 dB • RIAA deviation: ± 0.2 dB • S/N ratio: better than 70dB • Sensitivity: Phono 2MV 47K/Aux. 100MV 100K • Output level: 1.3V • Max output: 15V • Tone control: bass ± 10 dB @ 50Hz/treble ± 10 dB @ 15Hz • Power supply: ± 24 D.C. @ 0.5A
Kit comes with regulated power supply, all you need is a 48V C.T. transformer @ 0.5A.

ONLY \$44.50


X'former
\$4.50 ea.



100W CLASS A POWER AMP KIT

Dynamic Bias Class "A" circuit design makes this unit unique in its class. Crystal clear, 100 watts power output will satisfy the most picky fans. A perfect combination with the TA-1020 low T.I.M. stereo pre-amp.

- Specifications:
- Output power: 100W RMS into 8-ohm 125W RMS into 4-ohm
 - Frequency response: 10Hz-100KHz
 - T.H.D.: less than 0.008%
 - S/N ratio: better than 80dB
 - Input sensitivity: 1V max.
 - Power supply: ± 40 V @ 5 amp
 - One channel, needs two for stereo



TA-1000KIT
\$51.95
Power transformer
\$24.00 each

50 WATTS AUTO STEREO BOOSTER BY VERTRONIX

- Specifications:
- 50 watts RMS total (25W + 25W)
 - Frequency Response: ± 0.5 dB, 20Hz~20KHz
 - T.H.D.: 0.2% at full rated output
 - Input Impedance: 20K ohms
 - Crosstalk: Better than 90dB
 - Sensitivity: 1.5V for full rated output
 - S/N Ratio: Greater than 95dB
 - Speaker Load: 2~8 ohms
 - Voltage Supply: 9~18V D.C.

Model V-Amp 500
REG. PRICE \$119.00 EACH
OUR SPECIAL PRICE \$55.00 EACH

"FISHER" 30 WATT STEREO AMP

MAIN AMP (15W x 2)

Kit includes 2 pcs, Fisher PA 301 Hybrid IC all electronic parts with PC Board. Power supply ± 16 V DC (not included). Power band with (KF 1% ± 3 dB). Voltage gain 33dB. 20Hz-20KHz.

Super Buy
Only \$18.50

5W AUDIO AMP KIT

2 LM 380 with Volume Control
Power Supply 6 18V DC
ONLY \$6.00 EACH

2 WATT AUDIO AMP

Pre assembled units. All you need is to hook up the speaker and the volume control. Supply voltage from 9~15V D.C. measures only 2" x 3 1/4", making it good for portable or discrete applications. Comes with hook up data.

BUY 2 FOR \$4.99

1 WATT AUDIO AMP

All parts are pre-assembled on a mini PC Board. Supply Voltage 6~9V D.C.
SPECIAL PRICE \$1.95 ea.



NEW MARK III 9 Steps 4 Colors LED VU

Stereo level indicator kit with arc-shape display panel!!! This Mark III LED level indicator is a new design PC board with an arc-shape 4 color LED display (change color from red, yellow, green and the peak output indicated by rose). The power range is very large from -30dB to +5dB. The Mark III indicator is applicable to 1 watt - 200 watts amplifier operating voltage is 3V-9V DC at max 400 MA. The circuit uses 10 LEDs per channel. It is very easy to connect to the amplifier. Just hook up with the speaker output!

IN KIT FORM \$18.50

MARK IV 15 STEPS LED POWER LEVEL INDICATOR KIT

This new stereo level indicator kit consists of 36 4-color LED (15 per channel) to indicate the sound level output of your amplifier from -36dB +3dB. Comes with a well-designed silk screen printed plastic panel and has a selector switch to allow floating or gradual output indicating. Power supply is 6 12V D.C. with THG on board input sensitivity controls. This unit can work with any amplifier from 1W to 200W!


Kit includes 70 pcs. driver transistors, 38 pcs. matched 4-color LED, all other electronic components, PC board and front panel.



MARK IV KIT \$31.50

MARK V 15 STEPS LED POWER OUTPUT INDICATOR KIT

All functions same as Mark IV but this is with heavy duty aluminum front plate and case. Can be easily slot into the front panel of your auto, truck or boat. Operates on 12V DC.



\$41.50 EACH KIT

SOLID STATE STEREO GRAPHIC EQUALIZER PRE AMP KIT TA-2500

- Specifications:
- Total Harmonic Distortion: Less than 0.05%
 - Intermodulation Distortion: (70Hz:7KHz = 4:1 SMPTE Method) Less than 0.03%
 - Frequency Response: Overall 10Hz ~ 100KHz ± 0.5 dB, -1dB.
 - RIAA Curve Deviation: (Phono) +0.2dB, -0.2dB (30Hz~15KHz)
 - Channel separation (at rated output 1KHz)
 - Phono, Tuner, Aux and Tape Monitor better than 70dB.
 - Input sensitivity and impedance (1KHz for rated output) Phono: 2MV 47K ohms Aux: 130MV 50K ohms Tuner: 130MV 50K ohms Tape: 130MV 50K ohms
 - Graphic Equalizer control: 10 Band Slide Control
 - Frequency Bands: 31.5Hz; G3Hz; 125Hz; 250Hz; 500Hz; 1KHz; 2KHz; 4KHz; 8KHz; 16KHz also with on panel selector for Phono, Tuner, Aux 1 and Aux 2.
 - Power Supply: 117 VAC
- Kit comes with all electronic components, transformer, instructions and a 19" rack mount type metal cabinet.



MODEL TA-2500 \$119.00 PER KIT

ELECTRONIC DUAL SPEAKER PROTECTOR

Cut off when circuit is shorted or over load to protect your amplifier as well as your speakers. A must for OCL circuits.



KIT FORM \$8.75 EA.

PROFESSIONAL REGULATED VARIABLE D.C. POWER SUPPLY KIT

All solid state circuitry with high efficiency power transistor 2SD388 and I.C. voltage regulator MC1733. Output voltage can be adjusted from 0-30V at 1 amp current limited or 0-15V at 2 amp current limited. Internal resistance is less than 0.005 ohm; ripple and noise less than 1 MV, dual on panel meter for voltage and amp reading, also with on board LED and audible over load indicator. Kit comes with predrilled P.C. board, instructions, all necessary electronic components, transformer and a professional look metal cabinet. The best project for school and the most useful instrument for repairman. Build one today!

MODEL TR 88A 0 ~ 15V D.C. 2 amp
MODEL TR 88B 0 ~ 30V D.C. 1 amp



\$59.50 PER KIT

REGULATED DUAL VOLTAGE SUPPLY KIT

± 4 ~ 30V DC 800 MA adjustable, fully regulated by Fairchild 78MG and 79MG voltage regulator I.C. Kit includes all electronic parts, filter capacitors, I.C., heat sinks and P.C. board.



\$12.50 PER KIT

POWER SUPPLY KIT

0-30V D.C. REGULATED

Uses UA723 and ZN3055 Power TR output can be adjusted from 0-30V, 2 AMP. Complete with PC board and all electronic parts. Transformer for Power Supply. 2 AMP 24V x 2 **\$9.50**



0-30 Power Supply
\$10.50 each

AUDIO OUTPUT dB METER



Meter made of clear plastic with a silver white face plate. Scale reads from -20 +3dB. Meter also comes with an internal dial light.

MODEL: 6F-3 \$6.50 EACH

TWO IN ONE PANEL METER D.C. VOLTAGE AND AMP IN ONE



D.C. Volts reads 0-50
D.C. Amp reads 0-3
Meter case made of black plastic with a white scale plate and glass window.

#ST-680 \$12.50 EA.

POCKET STEREO CASSETTE PLAYER WITH STEREO HEAD PHONE

This unit is a high fidelity stereo player which will give you years of listening pleasure and follow you wherever you go. Made by the same company in Japan who use the "Big Name."

Complete set comes with 1 Stereo head-phone, 3 AA size alkaline batteries, 1 leather like carrying case for player and 1 carrying case for storage of 4 cassette tapes and 1 demo tape.



MODEL SWM-33
OUR DIRECT IMPORT PRICE

\$67.50



FORMULA INTERNATIONAL INC.

10/81

	SHIPPING AND HANDLING CHARGES	
	Under \$50.00 purchase	Over \$50.00 purchase
Inside California	10%	5%
Outside Calif. (includes Mexico & Canada)	15%	10%
Overseas	25%	20%

Minimum Order \$10.00/Cash. Residents Add 6% Sales Tax.
Phone Orders Accepted on Visa or MC ONLY. No C.O.D. Store Hours 10-7 Mon. thru Sat.

12603 CRENSHAW BLVD., HAWTHORNE, CA 90250
PHONE: (213) 973-1921 • (213) 679-5162

Send \$1.00 For Detailed Catalogue



**FOR COMMERCIAL FREE
TV BOX BUILDERS**

MC 1358	\$2.50	LM 7815	\$1.20
MC 1350	\$2.00	NE 565	\$2.00
MC 1330	\$3.00	Connectors Set	\$1.00
LM 1458	\$1.00	I.C. Socket Set	\$2.00
LM 380	\$2.00	Matching Transformer	\$1.40
Sanyo UHF Tuner	\$35.00	Tolrid Coils	
Capacitors Set	\$12.50	(Set of 4)	\$3.00
Resistors Set	\$2.00	Speaker Cabinet	\$12.95
Trim Pots:		Transformer	
Trim Caps Set	\$13.50	18V 800MA	\$3.00
Pots and Knobs	\$2.00		

We sell you all the above components in a package for **\$125.00** and you will receive a free predrilled P.C. board and instructions at no charge!

SANYO UHF VARACTOR TUNER

For UHF CH 14 83

Tuning voltage +1V~+28V D.C. Input impedance 75 OHM. I.F. band width 7~16 MHz. Noise figure 11.5dB MAX. Size 2 3/8" x 1 1/4" x 3/4". Supply voltage 15V D.C. Sound I.F. = 58.0 MHz. Video I.F. = 62.5 MHz.



All units are brand new from Sanyo.
MODEL 115-B-405A
\$35.00 EACH

Tuner is the most important part for the circuit. Don't let those \$19.00 tuners fool you!

TV GAME BOARD


PLAYS 4 GAMES: TENNIS; HOCKEY; HANDBALL AND JAI-ALAI.

All boards complete with all parts ready to play. Requires 6C size batteries and a small speaker for sound effects. The boards were surplus from a famous game manufacturer. They will play on all US standard black and white or color TV sets. (Regular price for these games were \$39.50 each)
OUR PRICE ONLY \$6.50 EACH

TENNIS JAI-ALAI



PART #57456



HOCKEY HANDBALL

ELECTRONIC PIN BALL MACHINE



That sounds and plays like the real thing. All units are brand new but without the case. Functions of the game include double flipper control, kicker control, 1-4 players, 3 speed ball control, tilt switch, automatic score, extra bonus cave and many more. All solid state with LED panel, no moving parts. Requires 9V battery to operate, speaker not included.

A perfect gift for yourself or friends.

SPECIAL **\$8.99 EACH** SPEAKER **\$1.25 EACH**

ELECTRONIC MUSICAL TELEPHONE REST KIT

This telephone rest can be used as a door charm, an audible indicator and for many other sound projects. The special custom made I.C. is pre programmed with 4 musical tunes. Kit comes with a nice looking plastic case, pre-drilled P.C. board, volume control, special sound I.C. speakers and all electronic components and instructions. Ideal for home or school projects.



MODEL FIH-3000

BUY NOW!

SPECIAL PRICE! ONLY

\$15.50 PER KIT


LCD CLOCK MODULE!

• 0.5" LCD 4 digits display • X'tal controlled circuits • D.C. powered (1.5V battery) • 12 hr. or 24 hr. display • 24 hr. alarm set • 60 min. countdown timer • On board dual back-up lights • Dual time zone display • Stop watch function.

NIC1200 (12 hr)

NIC2400 (24 hr)

ON SALE
\$16.99 EACH



0.5" LED ALARM CLOCK MODULE

Assembled! Not a Kit!

Features: • 4 digits 0.5" LED Displays • 12 hours real time format • 24 hours alarm audio output • 59 min. countdown timer • 10 min. snooze control.



ONLY **\$7.00 EACH**
SPECIAL TRANSFORMER FOR CLOCK **\$2.50**

DIGITAL TIMER/CLOCK

• 24 Hour preset time to turn on or off
• 12 Hour green 0.5" display for time
• operated on 12~16V A.C.

The whole timer is self contained in a compact plastic case (as seen in photo). Designed for VTR with push button switch for easy setting. Limited quantity available.



MODEL VEQ 0143

SPECIAL! NOW ONLY \$12.94

MATCHED PAIR POWER TRANSISTORS BY MOTOROLA

MJ2955 PNP	150 Watts	BV=60 V	\$3.50
2N3055 NPN		I.C.=15 A	per pair
MJE2955 PNP	90 Watts	BV=60 V	\$3.00
MJE3055 NPN		I.C.=10 A	per pair
MJ15003 NPN	250 Watts	BV=140 V	\$12.00
MJ15004 PNP		I.C.=20 A	per pair

All above parts guaranteed to be prime and come with data sheets.

MUFFIN FANS FOR EQUIPMENT COOLING



These fans are pulled out from used computers. But carefully cleaned by ultrasonic cleaner. All in "like-new" condition. Size 4 11/16" x 1-1/2" x 4 11/16".
MODEL MF505
\$9.50 EACH

FLUORESCENT LIGHT DRIVER KIT




12V DC POWERED
Lights up 8~15 Watt Fluorescent Light Tubes. Ideal for camper, outdoor, auto or boat. Kit includes high voltage coil, power transistor, heat sink, all other electronic parts and PC Board, light tube not included!

\$6.50 Per Kit

PRESS-A-LIGHT SELF GENERATED FLASHLIGHT

Never worry about battery, EXCLUSIVE! **\$3.95 ea.** because it has none! Easy to carry in pocket and handy to use. Ideal for emergency light. It generates its own electricity by squeezing grip lever. Put one in your car, boat, camper or home. You may need it some time!



Model F-179

No FCC license required.
OUR PRICE \$49.50
ADDITIONAL MICROPHONE (TRANSMITTER) AVAILABLE AT **\$28.00 EACH**

CRYSTAL CONTROLLED WIRELESS MICROPHONE SYSTEM

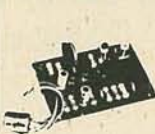
Transmitter: FET mic for flat 30~18 KHz response extra controlled 49MHz AM Band for drift-free performance. 100 MW output (range approx. 1/4 mile) for reliable long range transmission. Powered by a 9V radio battery (included).



MURA WMS-49

Receiver: Extra controlled locks on 49MHz transmitter signal. With on panel VU meter monitors the signal strength from the microphone. Standard phone jack outlet connection to a P.A. or other phone input. 9V battery included. This professional set is ideal for on stage, in field, church, in house or outdoor use.

SUPER FM WIRELESS MIC KIT—MARK III



This new designed circuit uses high FEQ. FET transistors with 2 stages pre amp. Transmits FM Range (88-120 MHz) up to 2 blocks away and with the ultra sensitive condenser microphone that comes with the kit, allows you to pick up any sound within 15 ft. away! Kit includes all electronic parts, OSC coils, and P.C. Board. Power supply 9V D.C.

FMC-105

\$11.50 PER KIT

WEM-36 FM WIRELESS MICROPHONE

TEET MODEL WEM-36 is a factory assembled FM wireless microphone powered by two AA size batteries. Transmits in the range of 88-108 MHz with 3 transistor circuits to meet with F.C.C. part 15 regulations. Element is built in a plastic tube type case with an omni-directional electret condenser microphone unit. By using a standard FM radio, signal can be heard anywhere on a one-acre lot. Sound quality was judged "very good."



MODEL WEM-36

\$16.50 EACH

WHISTLE ACTIVATED SWITCH BOARD

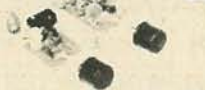
All boards are pre-assembled and tested. Your whistle to its FET condenser microphone from a distance, as far as 30 feet away (sensitivity can be easily adjusted) will turn the switch on, then match your whistle to it again, then it turns off. Ideal for remote control toys, electrical appliance such as lights, coffee pots, TV, Hi-Fi, radio or other projects. Unit works on 9V D.C.



MODEL 968

\$4.50 EACH

ULTRASONIC SWITCH KIT



Kit includes the Ultra Sonic Transducers, 2 PC Boards for transmitter and receiver. All electronic parts and instructions. Easy to build and a lot of uses such as remote control for TV, garage door, alarm system or counter. Unit operates by 9-12 DC.

\$15.50

ELECTRONIC SWITCH KIT

CONDENSER TYPE
Touch On Touch Off
uses 7473 I.C. and
12V relay

\$5.50 each



FORMULA INTERNATIONAL INC.

10/81

	Under \$50.00 purchase	Over \$50.00 purchase
Shipping and Handling Charges	10%	5%
Outside Calif. (includes Mexico & Canada)	15%	10%
Overseas	25%	20%

Minimum Order \$10.00/Cash. Residents Add 6% Sales Tax. Phone Orders Accepted on Visa or MC ONLY. NO C.O.D. Store Hours 10-7 Mon-Thu Sat

12603 CRENSHAW BLVD., HAWTHORNE, CA 90250
PHONE: (213) 973-1921 • (213) 679-5162

Send \$1.00 For Detailed Catalogue





Components Express, Inc.

"Have you kissed your computer lately?"

1380 E. Edinger, Unit CC Santa Ana, CA 92705 (714) 558-3972

BROAD BAND MICROWAVE RECEIVER SYSTEM 1.8GHZ to 2.4 GHZ

only
\$295.



With built-in-converter to channel 2, 3, or 4 of any standard TV set.

- 24" Dish
- Feed-Horn Receiver
- Mounting Bracket
- Mounting Clamp
- Instructions
- 300 Ohm to 75 Ohm Adapter
- 750 Ohm to 300 Ohm Adapter
- 60 Feet Coax Cable with Connectors
- 3 Feet Coax Cable with Connectors

RANGE: Line of sight to 250 miles.

SCOPE: Will receive within the frequency band from satellites, primary microwave stations, and repeater microwave booster stations.

CONTENTS: Completely packaged in 19"x19"x4 1/2" corrugated carton complete with list.

WARRANTY:

180 days for all factory defects and electronic failures for normal usage and handling. Defective sub assemblies will be replaced with new or re-manufactured sub assembly on a 48 hour exchange guarantee.

This system is not a kit and requires no additional devices or equipment other than a TV set to place in operation.

Dealer inquiries invited

CIRCLE 40 ON FREE INFORMATION CARD

DON'T FORGET



USE
YOUR
READER
SERVICE
CARD

Enjoy Satellite TV Now



Better than Cable TV—Over 200 TV and radio services. Why waste money? Learn the whole story and build a video system the family can enjoy. No commercials. FREE movies, sports and Vegas shows—worldwide, crystal clear reception connects to any TV set. Big (8 x 11 in.) book loaded with details, photos, plans, kits—

TELLS EVERYTHING! Satisfaction Guaranteed.

Send \$7.95 TODAY! Add \$2.00 for 1st class (air mail) or call our 24 hour C.O.D. rush order line (305) 862-5068.

GLOBAL ELECTRONICS,
P.O. Box 219-E, Maitland, Florida 32751

SATELLITE VISION SATELLITE VISION

We manufacture the highest spec 3-meter data & video dish in the world (11db gain). We also sell direct. Immediate delivery or you pick up. Complete details including satellite TV information, BUY DIRECT aiming service and discount schedule. Send \$1.25 for postage & handling to:

TIGER TENNAS
P. O. Box 561
Casselberry, Florida 32707



SATELLITE TELEVISION

SATELLITE television...Howard/Coleman boards to build your own receiver. For more information write: **ROBERT COLEMAN**, Rt. 3, Box 58-ARE, Travelers Rest, SC 29690

SAVE \$\$\$! Satellite television manual, source catalogue. Dishes, receivers, complete systems. Design, programming, illustrations, photos. \$3.95. **WESTCOLONY**, Dept-E, Box 9471, Fresno, CA 93792

BUYING satellite television earth station? Save money, make intelligent decision on equipment you buy! You need Lee Electronics' Satellite Earth Station Reference Manual And Buyers Guide. Comprehensive, educational, layman, engineer. Send \$18.95 plus \$2.00 handling, **OLIVE LEE**, Box 4127, Shawnee Mission, KS 66204

SATELLITE TV antenna, 10 ft. fiberglass, complete, polar mount, \$1950.00, electronics at cost also. **TRI-STAR COMMUNICATIONS**, Box 843, Erie, MI 48133 (419) 726-1095

SURPLUS TOY BARGAIN FOR EXPERIMENTERS!

These modules were originally designed for a "quick draw" type game; each module includes infrared LED/detector, sound generator IC, tilt switch, and several other components. "Shoot" at a similar gun; if you hit it first, the other gun won't "fire". We're selling these for parts, but most modules are operational - just add battery and speaker. **10 modules/\$9.95; 25 modules/\$19.95.**

SALE PRICE! AP Products solderless bread-board kit. With 1,032 solderless plug-in tie point capacity. Was \$24.95, now **\$19.95**

SOLDERTAIL SOCKETS

8 pin 100/\$5.95; 14, 16 & 18 pin 50/\$4.95; 20 pin 40/\$4.95; 24, 28 pin 30/\$4.95; 40 pin 20/\$4.95.

POWER SUPPLIES

12 VOLT 8 AMP: \$44.50. With crowbar over-voltage protection, current limiting, adjustable output 11-14V, RF suppression, easy assembly. Does not include enclosure and line cord. Allow \$10 for shipping; excess refunded.

1/2 AMP POWER SUPPLY: \$8.00 (specify 5, 6, 8, or 12 Volt operation). Regulated, short-proof, thermally limited, 1 A intermittent operation. Less case and hardware.

BIPOLAR SUPPLY #13-XX: \$15.00 (specify +5V, +6V, +8V, +9V, +12V, or +15V operation). Regulated, very simple assembly, virtually blow-out proof, delivers, +250 mA minimum per side.

CMOS ICs

4012-S	Dual 4 input NAND	12/\$2
4020-S	14 Stage counter	4/\$2
4023-S	Triple 3 input NAND	12/\$2
4044-S	Quad R-S latch	4/\$2
4046-S	Phase locked loop	2/\$2
4071-S	Quad 2 input OR	12/\$2
4093-S	Quad 2 in NAND Schmitt trig	4/\$2
4507-S	Quad EX-OR	4/\$2
4510-S	BCD up/down counter	2/\$2
4511-S	BCD to 7 seg decoder/drvr	3/\$2
4512-S	8 channel data selector	4/\$2
5101-S	CMOS 1K low power memory	10/\$17.50

LOWEST PRICE EVER: EIGHT 16K DYNAMIC RAMS FOR \$19.95!

Fast/low power RAMs expand memory in TRS-80* I/II/III and Color Computers, Heath H89, Apple, newer PETS, etc. 1 year limited warranty. Add \$3 for two dip shunts & conversion instructions for TRS-80* I.

*TRS-80 is a trademark of the Tandy Corporation

TO-220 NEGATIVE VOLTAGE REGULATORS

7906	-6V regulator	2/\$2
7908	-8V regulator	2/\$2
7912	-12V regulator	2/\$2
79M15	-15V regulator	2/\$2
7918	-18V regulator	2/\$2
7924	-24V regulator	2/\$2

LOWEST PRICE AROUND:
MA1003 CLOCK MODULE
12V CLOCK MODULE
\$10.95.
MATCHING CASE: \$3.95.

MISCELLANEOUS SPECIALS

NPN transistor similar 2N3904	100/\$7.95
PNP transistor similar 2N3906	100/\$8.95
General purpose silicon signal diodes	50/\$2
GT5306 NPN darlington, min gain 17000,	
25V 200 mA, TO92 package	100/\$8.95
1000 uF 35V axial capacitor	10/\$2.00
10,000 uF 10V axial capacitor	5/\$2.00
S-100 card edge connectors	10/\$29.50
Resistor asst. (cut & bent leads)	1000/\$5
RCA phono jacks - these are super quality, closed circuit jacks that are the best we've seen in years. American made.	20/\$1.95
2102 low power 1K static RAM	10/\$9.90
4N28 opto-coupler 6 pin minidip,	
MCT-2/IL-1 pinout	5/\$2
SN76477 complex sound generator	1/\$2.50

TERMS: Cal res add tax. Allow 5% shipping; excess refunded. Orders under \$15 add \$2 handling. VISA® and Mastercard® orders (\$25 minimum) call (415) 562-0636, 24 hrs. Include street address for UPS. Prices subject to change without notice; limited quantity on most items.

GODBOUT

ELECTRONICS

BOX 2355, OAKLAND AIRPORT, CA 94614

CIRCLE 20 ON FREE INFORMATION CARD

Satellite TV

FOR THE HOME

Sick of Network TV?

Our receiver lets you get over 75 channels of television directly from earth-orbiting cable TV satellites: HBO, Showtime, super stations, sports and movies worldwide.



We don't just sell information! We Manufacture Hardware!

From offshore oil rigs, data links to hotels and backyard installations, we wrote the book. Constantly updated, our **94 Page** technical information book and catalog gives you all the facts. Inexpensive dishes, feeds, telemetry software, kits and more. Recommended reading by NASA, The Office of Consumer Affairs and quality companies like Rockwell/Collins. Send \$7.95 today!

CALL
24-hrs. C.O.D. Hotline
(305) 339-7600

SPACECOAST
RESEARCH CORPORATION

P.O. Box 442-E, Altamonte Spgs, FL 32701



Radio Shack is America's Parts Place

No Minimum Order! No Waiting! Low Prices!



Save! Low-Power Schottky ICs

Low As **59¢**


Faster Than TTL • With Pin-Out & Specs

Description	Type	Cat. No.	Reg.	Sale
Quad 2-Input NAND Gate	74LS00	276-1900	.79	.59
Quad 2-Input NOR Gate	74LS02	276-1902	.79	.59
Hex Inverter	74LS04	276-1904	.79	.59
Quad 2-Input AND Gate	74LS08	276-1908	.79	.59
Quad 2-Input OR Gate	74LS32	276-1915	.89	.69
Dual D Flip-Flop	74LS74	276-1919	.79	.59
4-Bit Bistable Latch	74LS75	276-1920	.99	.79
Decade Counter	74LS90	276-1923	1.09	.89
Retrig. Monostable Multivibrator	74LS123	276-1926	1.49	1.19
1 of 8 Decoder/Demultiplexer	74LS138	276-1939	1.19	.99
4-Binary Counter	74LS161	276-1931	1.39	1.09
8-Bit Shift Register	74LS164	276-1932	1.39	1.09
Quad D Flip-Flop	74LS175	276-1934	1.19	.99
Up/Down Binary Counter	74LS193	276-1936	1.49	1.19
Octal Inverting Bus/Line Driver	74LS240	276-1940	1.99	1.49
Octal 3-State Non-Inv. Driver	74LS244	276-1941	1.99	1.49
Octal Non-Inv. Bus Transceiver	74LS245	276-1942	2.99	1.99
Hex Buffer (3 State)	74LS367	276-1835	1.29	.99
Octal D Latch, Fall-Through	74LS373	276-1943	2.39	1.59
Octal D Flip-Flop (Edge Trig)	74LS374	276-1944	2.39	1.59

Archer Project Boxes For the "Pro" Look



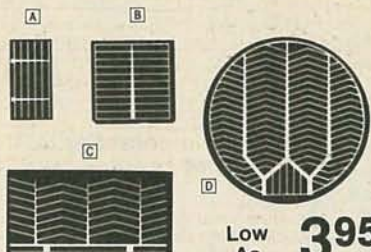
NEW! **795**



NEW! **395**

A Distinctive coloring, end-panels of ABS plastic, slots and standoffs for PC boards. Includes screws, self-sticking feet. 2 1/2 x 5 x 5 1/4 in. **270-218** **7.95**
B Portable case has compartment for batteries, too. 1 1/2 x 3 1/4 x 5 1/4. With hardware. **270-219** **3.95**

NEW Solar Cells—Harness The Power of the Sun




Low As **395**

Solar cells convert light directly into electricity. Use them to power electronic projects, radios, calculators, and small DC motors, or to charge batteries. Connect in series for more voltage, and in parallel for more current. Typical voltage, 0.42V. Prime quality—ideally suited for solar panels.

Fig.	Size	Max. Current (Short Circuit)	Cat. No.	Each
A	2.5x5cm	0.2A	276-124	3.95
B	5x5cm	0.5A	276-125	5.95
C	5x10cm	1.0A	276-126	9.95
D	4 in. dia.	2.0A	276-127	16.95


Microwave Transistor



NEW! **299**

MRF-901. Small-signal UHF/microwave amp useable to beyond 2 GHz. Gain: 10dB, noise: 2.0dB (typical at 1.0 GHz). With full specs. **276-2044** **2.99**

Low-Leakage Electronics



NEW! Low As **49¢**

16 WVDC Minimum

Premium capacitors with radial leads replace tantalum types in most applications. Subminiature.

µF	Cat. No.	Each
.1	272-1415	.49
.22	272-1416	.49
.47	272-1417	.49
.68	272-1418	.49
1.0	272-1419	.49
2.2	272-1420	.59
3.3	272-1421	.59
4.7	272-1422	.59
6.8	272-1424	.59
10.0	272-1423	.59
22.0	272-1425	.69
33.0	272-1426	.69

DIN-Type 5-Pin Inline Socket



NEW! **149**

Accepts male DIN-type plugs with three or five pins. Extend audio, video, computer connections. Solder terminals. **274-006** **1.49**

SPST Toggle Switch With LED Indicator

NEW! Mini LED in Toggle **299**



Illuminates when in "on" position. 5A, 12VDC use only. 3/4 x 1/2 x 1/2 in. mounting hole. **275-680** **2.99**

Receiver ICs



NEW!

Low As **179**

A **MC1330**. Fully-balanced multiplier detector with excellent linearity. Replaces original equipment in many solid-state TV sets. With specs. 8-pin DIP. **276-1757** **2.49**

B **MC1350**. Universal IF amp with AGC. At-home in both radio and TV receiver circuits. Usable in DC to beyond 60 MHz. AGC range is -60dB min. With specs. 8-pin DIP. **276-1758** **2.19**

C **MC1358/CA3065**. Greatly simplifies home-brew receiver projects! Also popular replacement IC in many TV sets. IF amp, limiter, FM detector and audio driver in 14-pin DIP. With specs. **276-1759** **1.79**

TIL414 Infrared Phototransistor



NEW! **89¢**

Suitable for IR switching links, data links, wireless remote control. NPN. 50-mW dissipation. **276-145** **89¢**

Phase-Locked Loops



NEW! Low As **159**

LM1800. FM stereo decoder. 40dB channel separation. 16-Pin DIP. **276-1719** **2.49**
565. For SCA and RTTY decoders, modems, frequency synthesizers. TTL, CMOS compatible. 14-Pin DIP. **276-1720** **1.59**

Battery Holder



NEW! **129**

Holds ten "AA" batteries. Perfect for making a nickel cadmium pack. Series wiring, snap terminals, less batteries. **270-395** **1.29**

DPDT Momentary Switch



NEW! **319**

Automatic spring return to the center-off position. For experimental projects, more. Six amps @ 125VAC. **275-637** **3.19**

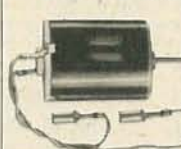
Very High-Speed Diodes



NEW! **199** Pkg. of 2

5082-2835. Schottky barrier diodes. Use with UHF and Microwave mixers. Maximum capacitance: 1pF. **276-1124** Pkg. of 2/1.99

Three DC Motors



149

3600 RPM

Great for use in models, robots, solar projects or even as a low-power generator. 1 1/2-VDC. **273-208** ... Pkg. of 3/1.49

Start Your Next Project at The Shack

Retail prices may vary at individual stores and dealers

Radio Shack

A DIVISION OF TANDY CORPORATION • FORT WORTH, TEXAS 76102
OVER 8000 LOCATIONS WORLDWIDE

OCTOBER 1981

CIRCLE 11 ON FREE INFORMATION CARD

129

SCOPE SALE

OUR LOWEST PRICES OF THE YEAR!



Single and dual trace, 15 thru 100 MHz. All high sensitivity Hitachi oscilloscopes are built to demanding Hitachi quality standards and are backed by a 2-year warranty. They're able to measure signals as low as 1mV/division (with X5 vertical magnifier). It's a specification you won't find on any other 15 or 30 MHz scopes. Plus: Z-axis modulation, trace rotation, front panel X-Y operation for all scope models, and X10 sweep magnification. And, 30 thru 100 MHz oscilloscopes offer internal signal delay lines. For ease of operation, functionally related controls are grouped into three blocks on the color coded front panel. Now here's the clincher: For what you'd expect to pay more, you actually pay less. Check our scopes before you decide. All scopes complete with probes.

HITV302B List \$995.00



30MHZ

DUAL TRACE OSCILLOSCOPE

Hitachi... The measure of quality.

HITV152B DUAL TRACE 15MHZ (no delay)

LIST \$735.00 **SALE \$629.00**



HIT-V202

20MHZ DUAL TRACE

LIST PRICE: \$850

SALE PRICE CALL

- Dynamic range 8 div.
- TV sync separator circuit
- Built-in signal delay line (V-352)
- X-Y operation
- Sweep-time magnifier (10 times)
- Trace rotation system
- Fine adjusting, click-positioning function

HIT-V352

35MHZ DUAL TRACE

WITH DELAY

LIST PRICE: \$1150.00

SALE PRICE CALL

- Economically priced dual trace oscilloscope
- Square CRT with internal graticule (illuminated scale)
- High-accuracy voltage axis & time axis set at $\pm 3\%$ (certified at 10° to 35°C)
- High-sensitivity 1mV/div.
- Low drift
- 2 Year Warranty

50 MHz & 100 MHz

DUAL TRACE WITH CALIBRATED TIME DELAY

HIT V550B

50MHz with

3rd TRACE

TRIGGER VIEW

LIST \$1745.00

SALE

CALL

HIT V1050

100MHz with

3rd & 4th TRACE

TRIGGER VIEW

LIST \$2390.00

SALE

CALL

The HITACHI V550B (50MHz) and V1050 (100MHz) offer all the capabilities you might expect from a lab grade oscilloscope. Capabilities such as 3rd trace trigger view, a bright 6" square CRT, and a max. sweep rate of 2ns/div (V1050) 5ns/div (V550B). Also, features you may not expect like, sensitivity of 1mV/div (V550B) .5m/div (V1050) @ 10MHz, automatic focus correction.

FLUKE

MODEL D804:

1¢ SALE DMM'S



• Nine functions:

1. dc voltage
2. ac voltage
3. dc current
4. ac current
5. resistance
6. diode test
7. conductance (1-R)
8. logic level and continuity detect
9. temperature (K-type thermocouple)
10. Peak hold on voltage and current functions
11. Selectable audible indicator for continuity or level detection
12. 3½-digit resolution
13. 0.1% basic, accuracy
14. LCD display
15. Overload protection
16. Safety designed test leads

FLU-D800 (Funct. 1-6) \$125.00

FLU-D802 (Funct. 1-7) \$189.00

FLU-D804 (Funct. 1-9) \$249.00

FLU-D810 (RMS Bench 10A) \$269.00

FLU-D811 (RMS Bench w/Batt.) ... \$309.00

BUY ANY OF THE ABOVE
FLUKE DMM AND PURCHASE
THE CASE FOR 1¢ WHEN

YOU MENTION THIS MAGAZINE AD

FLU C90 (Case for D800, 802, 804) ... \$10.00

FLUY-8205 (Case for D810, 811) ... \$35.00

Novation

APPLE II MODEM

SYNCHRONOUS SERIAL INTERFACE

THE ULTIMATE IN DATA COMMUNICATIONS FOR THE APPLE II

The new CAT for Apple by Novation is a complete data communications system for the Apple II computer. It consists of a single card LSI modem that offers automatic dialing, answer and disconnect functions plus fully selectable operation from 110 to 1200 baud including the BAUDOT code for the Deaf Network.

- 300/1200 Baud, LSI Dual Speed. Direct connect Modem with receiver sensitivity greater than -40dBm
- Auto answer/auto pulse 7 touch tone dialing/auto disconnect
- Single Unit card with pluggable firmware
- Software selectable communication speeds compatible with Bell 103 (300 Baud) or Bell 202 (1200 Baud)
- FCC approved for direct connect to phone network-no external coupler required
- Full/Half duplex at 300 Baud or Half duplex at 1200 Baud
- Modem plugs into Apple Bus (No external units)
- Easy to use operating programs supplied on Disc
- Separate RS232 3-wire port for operating Printer/Terminal at 110 to 1200 Baud
- Power supplied to Apple (minimum load)
- Optional handset provides full telephone capability
- Optional program ROM's for pascal and CPM
- Optional Tape input for recording incoming voice messages

	List Price	Our Price
NOV-APLCAT	\$389.00	\$359.00
NOV-490403	Expansion Module	\$ 39.00
NOV-490404	Handset	\$ 29.00
NOV-490405	BSR Control*	\$ 19.00
NOV-490406	Cassette Rec. Cable*	\$ 5.00
NOV-490407	Touch Tone Receiver	\$ 99.00
NOV-490408	Firmware	\$ 29.00
NOV-490409	Deaf Firmware	\$ 29.00
NOV-490410	Software Diskette	\$ 29.00

*Requires expansion module

PRIORITY ONE ELECTRONICS

9161 DEERING AVE. • CHATSWORTH, CA 91311

ORDER TOLL FREE (800) 423-5922 CA, AK, HI CALL (213) 709-5464

Terms: U.S. VISA, MC, BAC, Check Money Order. U.S. Funds Only. CA residents add 6% Sales Tax. MINIMUM PREPAID ORDER \$15.00. Include MINIMUM SHIPPING & HANDLING of \$25.00 for the first 3 lbs. plus 25¢ for each additional pound. Orders over 50 lbs. sent freight collect. Just in case, please include your phone no. Prices subject to change without notice. We will do our best to maintain prices thru September 1981. SOCKET and CONNECTOR prices based on GOLD, not exceeding \$700.00 per oz. Sales Prices Valid only if YOU mention publication and month. Credit Card orders will be charged appropriate freight.



5 1/4 DISKETTES

Part No.	Sectoring	Application	heads	Box/10
VRB-MD525-01	Soft Sector	TRS-80 Apple	40 Track Cert	1 \$32.00
VRB-MD525-10	Hard 10 Sector	North Star	40 Track Cert	1 \$32.00
VRB-MD525-16	Hard 16 Sector	Micropolis	40 Track Cert	1 \$32.00
VRB-MD557-01	Soft Sector	77 Track Cert	100 TPI	2 \$56.00
VRB-MD557-10	Hard 10 Sector	77 Track Cert	100 TPI	2 \$56.00
VRB-MD557-16	Hard 16 Sector	77 Track Cert	100 TPI	2 \$56.00
VRB-MD557-01	Soft Sector	77 Track Cert	100 TPI	1 \$48.00
VRB-MD557-10	Hard 10 Sector	77 Track Cert	100 TPI	1 \$48.00
VRB-MD557-16	Hard 16 Sector	77 Track Cert	100 TPI	1 \$48.00

VRBMD Series comes with reinforced hub ring mounted.

8" DISKETTES

VRB-F032	Hard Sector	Shugart 801R	1	\$37.00
VRB-FD34	Soft Sector	IBM 3740	1	\$37.00
VRB-FD32-2	Hard Sector	Flippy	1	\$66.00
VRB-FD34-2	Soft Sector	Flippy	1	\$66.00

Verbatim 8" Diskettes have all the Detaille Improvements without the hardware reinforcement rings. ALL VERBATIM DISKETTES ARE DOUBLE DENSITY CERTIFIED



3M SCOTCH® BRAND PERSONAL COMPUTING TAPE WITH LEADER

MMM-PCC-10 10 Minute	\$1.30
MMM-PCC-20 20 Minute	\$1.40
MMM-PCC-30 30 Minute	\$1.50

CCS24222A LIST \$425.00 **SALE**

FLOPPY DISK CONTROLLER WITH CP/M VERSION 2.2 \$365.00

IEEE S-100 COMPATIBLE SINGLE/DOUBLE DENSITY 5 1/4" / 8" DISK DRIVES SINGLE/DOUBLE HEADED ASSEMBLED & TESTED

CCS2810 Z80 CPU
2/4 MHZ CPU W/Serial I/O

CCS2810	A&T	List Price	SALE PRICE
		\$310.00	\$275.00

Shugart

SA801R

SALE




SHU-SA801R \$425.00

2 OR MORE \$395. ea

STAR MODEM FROM LIVERMORE LIST PRICE \$199.00 SALE PRICE \$129.00

0 to 300 baud data rate. Compatible with Bell 103 and 113. Answer/Originate. Full/Half Duplex. Special self test features.

RS232 and "D" SUB-MINIATURE CONNECTORS



P= Plug, Male Type - S= Socket, Female Type - C= Cover, Hood

PART NO.	DESCRIPTION	PRICE
CND-DE9P	9 pin male	\$ 2.10 \$ 1.90 \$ 1.70
CND-DE9S	9 pin female	\$ 2.70 \$ 2.40 \$ 2.10
CND-DE9C	9 pin cover	\$ 1.50 \$ 1.25 \$ 1.10
CND-DA15P	15 pin male	\$ 2.75 \$ 2.45 \$ 2.15
CND-DA15S	15 pin female	\$ 3.95 \$ 3.60 \$ 3.20
CND-DA15C	15 pin cover	\$ 1.50 \$ 1.30 \$ 1.10
CND-DB25P	25 pin male	\$ 3.50 \$ 3.25 \$ 3.00
CND-DB25S	25 pin female	\$ 4.60 \$ 4.35 \$ 4.20
CND-DB51212	1 pc. grey hood	\$ 1.60 \$ 1.45 \$ 1.30
CND-P25H	2 pc. grey hood	\$ 1.50 \$ 1.25 \$ 1.10
CND-DB51226	2 pc. black hood	\$ 1.90 \$ 1.65 \$ 1.45
CND-DC37P	37 pin male	\$ 5.80 \$ 5.10 \$ 4.45
CND-DC37S	37 pin female	\$ 8.70 \$ 7.70 \$ 6.70
CND-DC37C	37 pin cover	\$ 1.80 \$ 1.55 \$ 1.30
CND-DD50P	50 pin male	\$ 8.75 \$ 7.75 \$ 6.70
CND-DD50S	50 pin female	\$11.85 \$10.25 \$ 8.90
CND-DD50C	50 pin cover	\$ 2.00 \$ 1.80 \$ 1.60
CND-D2041B	Hardware set 2 pr. RS232, DB25P, EIA	\$ 1.00 \$.80 \$.70
CND-RS2328F	Class 1 cable 8 con. 8 ft. Cent. 700 Series	\$19.95 \$17.95 \$15.95
CND-5730360	Printer connector	\$ 9.00 \$ 7.50 \$ 6.00*

MICROCOMPUTER PRODUCTS 6502 SERIES

PART NO.	PRICE	PART NO.	PRICE
2016P3	8/\$100.00	6502	\$12.95
2114N3L	8/\$28.00	6502A	\$18.95
5257N3L	8/\$50.00	6520	\$8.95
2732	8/\$120.00	6522	\$10.95
2716	8/\$50.00	6530-002	\$21.95
2708	8/\$32.00	6530-003	\$21.95

8080 SERIES

PART NO.	PRICE
INS 8080A	\$5.50
INS 8085A	\$19.95
DP8212N	\$2.95
DP8214N	\$5.25
DP8216N	\$2.95
DP8224N	\$3.25
DP8224-4N	\$9.95
DP8226N	\$3.50
DP8228N	\$5.55
DP8238N	\$5.55

6800 SERIES

PART NO.	PRICE
MC6800P	\$11.95
MC6802P	\$17.95
MC6808P	\$9.95
MC6809P	\$34.95
MC6821P	\$5.95
MC6828P	\$14.95
MC6840P	\$14.95
MC6845P	\$31.00
MC6847P	\$14.95
MC6850P	\$5.41
MC6852P	\$5.79
MC6854P	\$24.95
MC6860P	\$10.89
MC6862P	\$12.00
MC6875L	\$7.40
MC68710P	\$12.50
MC68750P	\$12.50

Z80 SERIES

PART NO.	PRICE
Z80A	\$14.95
Z80AP10	\$14.95
Z80ACTC	\$13.95
Z80ADMA	\$45.00
Z80AS700	\$59.95
Z80AS701	\$59.95
Z80AS102	\$59.95

UARTS

PART NO.	PRICE
AY51013A	\$5.95
TR1602B	\$5.95
TR1863	\$8.95
IM6402	\$7.95

FLOPPY DISC CONTROLLER

FD1771B-01	\$24.95
FD1791B-01	\$44.95

CompuPro™ from GODBOUT ELECTRONICS

10 MHZ 16K A&T STATIC S-100 RAM GBT-143A
 List \$349.00 **\$169.00 Ea**
 13/\$450.00



- Operates up to 10 MHZ (90 ns RAM Chips)
- Assembled & Tested • Meets or exceeds all IEEE 696/S-100 specifications (including timing).
- Fully static design eliminates the timing problems associated with dynamic memories.
- Switch selectable choice of 24 address lines conforming to the IEEE 696/S-100 extended addressing specifications, or 16 address lines as used in older S-100 systems.
- Ideal for multi-user installations.
- Board is addressable as one 16K x 8 block on any 4K boundary.
- Switch selectable PHANTOM disable and write protect.
- + 5 Volt operation (requires no other supply voltages).
- Low power operation (900 mA typical, 1200 mA maximum).
- 1 year Factory Warranty.

VCT-8804

S-100 "ANY DIP" has full power and ground planes back to back. Boards accommodates 3, 4, 6, 9, 16 Dips.

1-4	5-9	10-24
\$24.67	\$22.34	\$20.02

APPLE PLUGBOARD
 Vector 4609 Peripheral Interface Plugboard for construction of custom circuits. Plug compatible with Apple II, Commodore PET and Super Kim microcomputers.

1-4	5-9	10-24
\$20.74	\$18.79	\$16.84

VCT-8800V

Universal Microcomputer/processor plugboard use with S-100 bus. Complete with heat sink & hardware. 53" x 10" x 1/16".

1-4	5-9	10-24
\$22.48	\$20.37	\$18.26

VCT-8801-1
 Same as 8800V except plain, less power buses & heat sink.

1-4	5-9	10-24
\$15.57	\$14.24	\$12.82

Vector Plugboards

VCT-3682 9.6" x 4.5"
\$13.63

VCT-3682-2 6.5" x 4.5"
\$11.84

Hi-Density Dual-In-Line Plugboard for Wire Wrap with Power & Gnd. Bus Epoxy Glass 1/16" 44 pin con. spaced .156

VCT-3667 9.6" x 4.5"
\$13.33

VCT-3677-2 6.5" x 4.5"
\$10.68

Gen. Purpose D.I.P. Boards with Bus Pattern for Solder or Wire Wrap. Epoxy Glass 1/16" 44 pin con. spaced .156

VCT-3662 6.5" x 4.5"
\$8.69

VCT-3662-2 9.6" x 4.5"
\$10.85

P pattern plugboards for IC's Epoxy Glass 1/16" 44 pin con. spaced .156

VCT-3690-12 \$26.64

CARD EXTENDER
 Card Extender has 100 contacts 50 per side on .125 centers. Attached connector-is compatible with S-100 Bus Systems.

VCT-3690 6.5" 22/44 pin
 .156 ctr. Extenders ... \$15.66

Vector BOARD
 1/16 .042 diaholes on 0.1 spacing for IC's

Phenolic	SIZE	1-9	10-19
VCT-84P44-X	4.5" x 6.5"	\$1.56	\$1.40
VCT-169P44-X	4.7" x 17"	\$3.69	\$3.32

Epoxy Glass	SIZE	1-9	10-19
VCT-84P44	4.5" x 6.5"	\$1.83	\$1.65
VCT-84P44	4.5" x 8.5"	\$2.25	\$2.83
VCT-169P44	4.5" x 17"	\$4.61	\$4.15
VCT-169P48	8.5" x 17"	\$9.00	\$8.10

TRS-80/APPLE MEMORY EXPANSION KITS 4116's RAMS

from Leading Manufacturers (16Kx1 200)

8 for \$20.00

Add \$3.00 for programming Jumpers for TRS-80 Keyboard

POWERLINE INSOLATOR

GOF-IBARW3 SH. WT. 3 lbs.

List Price \$59.95
 Sale Price **\$29.00**

A MUST FOR EVERY OFFICE WITH DATA PROCESSING EQUIPMENT

SPECIAL PURCHASE GOLD

16 FIN LOW PROFILE LC. C-35 BOOKETS

TIG-16LP pkg. of 100 \$16.00

TIG-16LP pkg. of 1000 \$120.00

OEMS Stock up at this LOW PRICE

ZERO INSERTION FORCE TEST SOCKETS

ZIP-16DIP	\$ 5.50	\$5.35	\$4.95
ZIP-24DIP	\$ 7.50	\$7.25	\$6.95
ZIP-400DIP	\$10.25	\$9.85	\$9.50

6 OUTLET MULTI USE CORD REEL

SH. WT. 5 LBS.

GOF-CR1 22 ft. Cord \$24.95
 GOF-CR50 50 ft. Cord \$39.95

1M-10A List \$104.95 SPECIAL \$69.95 with tube

Perfectly balanced fluorescent lighting with precision magnifier lens. Tough thermoplastic shade. Easy lens removal. New wire clip design permits easy installation and removal of fluorescent tube. Comes

LEDU

with plastic shield to protect tube from soiling and damage.

Colors: Gray, Black, and Chocolate Brown. Comes with one 22 watt T-9 Circline fluorescent tube, 3 diopter lens. 10 lbs.

\$69.95

SEND \$1.00 for 60 Page CATALOG

PRIORITY ONE ELECTRONICS

9161 DEERING AVE. • CHATSWORTH, CA 91311

ORDER TOLL FREE (800) 423-5922 CA, AK, HI CALL (213) 709-5464

Terms U.S. VISA, MC, BAC, Check Money Order, U.S. Funds Only, CA residents add 6% Sales Tax MINIMUM PREPAID ORDER \$15.00. Include MINIMUM SHIPPING & HANDLING of \$2.50 for the first 3 lbs. plus 25¢ for each additional pound. Orders over 50 lbs. sent freight collect. Just in case, please include your phone no. Prices subject to change without notice. We will do our best to maintain prices thru September 1981. SOCKET and CONNECTOR prices based on GOLD, not exceeding \$700.00 per oz. Sales Prices Valid only if YOU mention publication and month. Credit Card orders will be charged appropriate freight.

OCTOBER 1981

TOLL FREE ORDERING NUMBER 1-(800) 423-7144

ok PRODUCTS



JUST WRAP KIT

Just Wrap tool for daisy chain wiring. Tool strips as it wraps and cuts. Includes one 50 foot spool of wire.

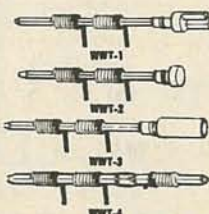
Part No.	Description	Price
JW-1*	Just Wrap Tool	\$14.95
JWK-6	Tool w/4 Spools and JUW1	24.95
R-JW*	50 Ft. Replacement Wire	3.49
JUW-1	Unwrapping Tool	3.49

*Specify Color: Red, Blue, White or Yellow.



HAND WRAP TOOL

Part No.	Description	Price
WSU30	Regular	\$6.95
WSU30M	Modified	7.95




TERMINALS

- .025 (0.63mm) Square Post
- 3 Level Wire-Wrapping
- Gold Plated
- 25 PER PKG.

Part No.	Description	Price
WWT-1	Slotted Terminal	\$4.98
WWT-2	Single Sided Terminal	2.98
WWT-3	IC Socket Term.	4.98
WWT-4	Double Sided Terminal	1.98
INS 1	Insertion Tool for above	2.49

SOCKET WRAP - ID



Slipped onto socket before wrapping to identify pins.

Part #	Price	Bulk Price	Part #	Price	Bulk Price
14ID	1.49/10	5.50/100	22ID	1.49/5	5.95/50
16ID	1.49/10	5.95/100	24ID	1.49/5	5.95/50
18ID	1.49/10	5.00/50	28ID	1.49/5	6.50/50
20ID	1.49/5	5.00/50	40ID	1.49/5	5.00/25



P.C.B. TERMINAL STRIPS

The TS strips provide positive screw activated clamping action, accommodate wire sizes 14-30 AWG (1.8-0, 25mm). Pins are solder plated copper, .042 inch (1mm) diameter, on .200 inch (5mm) centers.

Part No.	Description	Price
TS- 4	4-Pole	\$1.69
TS- 8	8-Pole	2.59
TS-12	12-Pole	3.49
TS6MD	2-Pole Interlocking	3/1.79



DESOLDERING PUMP

Easy one hand operation. Rugged all metal construction. Replaceable TEFLON® Tip. Self cleaning on each stroke. Suction precisely regulated for reliable desoldering without damage to delicate circuitry.

Part No.	Description	Price
DSPI	Desoldering Pump	\$9.95

LOGIC PROBE



Compatible with all logic families using a 4 to 15V power supply. Thresholds automatically programmed. Visual indication of logic levels to show high, low, bad level or open circuit logic pulses.

- 10 N sec. pulse responses
- 120 K input impedance.
- Automatic resetting memory.
- Includes tip with protective cap & coiled cord.

PRB-1	\$36.95
-------	---------

LOGIC PULSER

Superimposes a pulse train (20 pps) or a single pulse onto the circuit node under test without un-soldering IC's.

- Automatic polarity sensing
- 2 us pulse width
- Finger tip push button actuated
- Includes tip with protective cap & coiled cord.

PSL-1	\$48.95
-------	---------

VACUUM VISE

Unique vacuum-based light duty vise for precision handling of small components and assemblies. Rugged ABS construction. 1 1/2" (32mm) travel for maximum versatility. Also features screw lugs for permanent installation.



VV1	Vacuum Vise	\$3.
-----	-------------	------



HOBBY WRAP TOOL BW2

- Auto-Indexing
- Anti-Overwrap
- Modified Wrap

Part No.	Description	Price
BW2630	Tool	\$19.
BT30	#30 Bit (not incl.)	3
BT2628	#28 Bit (not incl.)	7
BC1	Batteries & Charger	14

INSERTION/EXTRACTION TOOLS

Part No.	Description	Price
INS1416	14-16 pin Insertor	\$3
MOS1416	14-16 pin MOS Safe Insertor	7
MOS2428	24-28 pin MOS Safe Insertor	7
MOS40	40 pin MOS Safe Insertor	7
EX1	14-16 pin IC Extractor	7
EX2	24-40 pin IC Extractor	7



WK-7 IC INSERTION

Complete IC Insertor/ Extractor. Individual Components (listed above) \$22

IC DISPENSER

Allows IC's to be dispensed from their tube 1 at a time and picked up by insertion tools above.


- Dispenses 8-42 pin IC's
- Compatible with all IC carrying tubes
- Use with WK7 for MOS safe insertion.

Part No.	Description	Price
MDD1	1 Chan. Dispenser	\$2
MDD5	5 Chan. Dispenser	8
MDD10	10 Chan. Dispenser	16

*No Discount.

CIRCLE 80 ON FREE INFORMATION CARD

IDC CONNECTORS



RIGHT ANGLE HEADERS
SOLDER TAIL WIRE WRAP

Size	Part No.	Price	Part No.	Price
	IDH10SRB	\$1.20	IDH10WRB	\$2.60
	IDH20SRB	1.90	IDH20WRB	4.15
	IDH26SRB	2.75	IDH26WRB	5.35
	IDH34SRB	3.75	IDH34WRB	6.25
	IDH40SRB	3.75	IDH40WRB	7.35
	IDH50SRB	4.75	IDH50WRB	9.20

.1" Spacing. Mounts on PC Board & Mates with IDS Socket below. Ejector Bars - 4/1.00.



EDGE CARD CONNECTORS

Size	Part No.	Price
10	IDE10B	\$3.95
20	IDE20B	4.35
26	IDE26B	5.00
34	IDE34B	6.05
40	IDE40B	6.90
50	IDE50B	7.50

.1" Spacing. Crimps onto cable with ordinary vise & mates with standard .062" Card Edge.

RIBBON CABLE

Size	Solid Color		Color Coded	
	10 ft.	100 ft.	10 ft.	100 ft.
10	2.90	17.00	4.00	30.00
14	3.40	23.80	5.00	42.00
16	3.70	27.20	5.60	48.00
20	4.40	34.00	7.00	60.00
24	5.00	40.80	8.00	72.00
26	5.40	44.20	8.60	78.00
34	6.80	57.80	11.00	102.00
40	7.80	68.00	13.00	120.00
50	9.50	85.00	16.00	150.00



5 PIN "D" CONNECTORS

Solder Style	Part No.	Price
Male	DB25P	\$2.95
Female	DB25S	3.95
Cover	DB25C	1.50

IC Style	Part No.	Price
Male	IDB25P	6.25
Female	IDB25S	6.60
Cover	IDB25C	1.60

Solder Style solders onto cable, IDC style crimps onto cable with vise. 9, 16, 37 and 50 pin available also.



CABLE PLUGS

Size	Part No.	Price
14	IDP14B	\$1.45
16	IDP16B	1.65
24	IDP24B	2.50
40	IDP40B	4.15

.1" Spacing. Crimps onto cable with ordinary vise & plugs into standard IC Socket.




SOCKETS

Size	Part No.	Price
10	IDS10B	\$1.88
20	IDS20B	2.75
26	IDS26B	3.50
34	IDS34B	4.50
40	IDS40B	5.40
50	IDS50B	6.50

.1" Spacing. Crimps onto cable with ordinary vise & mounts to header sold above.

WIRE WRAP SUPPLIES



WIRE WRAP WIRE

Length	#30 Wire Wrap Wire		
	100/Bag	500/Bag	1K/Bag
5"	\$1.38	\$3.94	\$6.81
10"	1.43	4.25	7.46
15"	1.51	4.57	8.11
20"	1.56	4.88	8.73
25"	1.63	5.21	9.39
30"	1.69	5.54	10.04
35"	1.74	5.92	10.69
40"	1.82	6.23	11.34
45"	2.11	7.08	12.99
50"	2.19	7.44	13.68
55"	2.29	7.78	14.40
60"	2.35	8.12	15.10
65"	2.40	8.46	15.80
70"	2.46	8.92	16.51
75"	2.53	9.15	17.22
80"	2.63	9.58	17.91

Lengths are overall, including 1" strip at each end. Choose from colors; Red, Blue, Black, Yellow, White, Green, Orange, and Violet.

Size	Part No.	Each	Tube
08	ICN083WBSG	.44	52x .39 = \$20.28
14	ICN143WBSG	.53	30x .46 = \$13.80
16	ICN163WBSG	.58	26x .50 = \$13.00
18	ICN183WBSG	.78	23x .68 = \$15.64
20	ICN203WBSG	1.00	21x .85 = \$17.85
22	ICN224WBSG	1.07	19x .92 = \$17.48
24	ICN246WBSG	1.09	17x 1.09 = \$15.98
28	ICN286WBSG	1.43	15x 1.23 = \$18.45
40	ICN406WBSG	1.85	10x 1.60 = \$16.00

Selective Plating provides gold in contact where it counts. 3-level wrap. Save by buying sockets by the tube. All gold available at 1/2¢/pin extra charge.

* * * No Discount

WIRE KITS

Kit No. 1 - \$9.95

250	3"	100	4 1/2"
200	3 1/2"	100	5"
100	4"	100	6"

Kit No. 2 - \$24.95

250	2 1/2"	250	5"
500	3"	100	5 1/2"
500	3 1/2"	100	6"
500	4"	100	6 1/2"
250	4 1/2"	100	7"

Kit No. 3 - \$34.95

250	2 1/2"	500	4 1/2"
500	3"	500	5"
500	3 1/2"	500	5 1/2"
500	4"	500	6"

Kit No. 4 - \$59.95

500	2 1/2"	1000	4 1/2"
1000	3"	1000	5"
1000	3 1/2"	1000	5 1/2"
1000	4"	1000	6"

ORDERING INFORMATION

Prepaid orders over \$50 shipped prepaid via UPS. All others add \$3.00 for handling. VISA, MC, COD's and open account orders will be charged freight. \$15 minimum order. \$100 minimum open account order.

DISCOUNT SCHEDULE

Order	Amount	Discount
\$15 - 99	Net	
100 - 199	less 10%	
200 - 499	less 15%	
500 - 999	less 20%	
1000 up	less 25%	


Discount and the name of this magazine must be mentioned at time of order to get discount. Discount applies on all items except as noted, "No Discount."

CIRCLE 80 ON FREE INFORMATION CARD

BULLET ELECTRONICS

P.O. BOX 401244R
GARLAND, TX. 75040
(214) 278-3553

Sound Effects Kit \$18.50



The SE-01 is a complete kit that contains all the parts to build a programmable sound effects generator. Designed around the new Texas Instruments SN76477 Sound Chip, the board provides banks of MINI DIP switches and pots to program the various combinations of the SIF Oscillator, VCO, Noise, One Shot, and Envelope Controls. A Quad Op Amp IC is used to implement an Adjustable Pulse Generator, Level Comparator and Multiplex Oscillator for even more versatility. The 3 1/4" x 5" PC Board features a prototype area to allow for user added circuitry. Easily programmed to duplicate Explosions, Phasor Guns, Steam Trains, or almost an infinite number of other sounds. The unit has a multiple of applications. The low price includes all parts,

assembly manual, programming charts, and detailed 76477 chip specifications. It runs on a 9V battery (not included). On board 100mW amp will drive a small speaker directly, or the unit can be connected to your stereo with incredible results! (Speaker not included). 76477 is included. Available separately for \$3.15 each.

AY3-8910 PROGRAMMABLE SOUND GENERATOR

The AY3-8910 is a 40 pin LSI chip with three oscillators, three amplitude controls, programmable noise generator, three mixers, an envelope generator, and three D/A converters that are controlled by 8 BIT WORDS. No external pots or caps required. This chip hooked to an 8 bit microprocessor chip or Bus (8080, Z80, 6800 etc.) can be software controlled to produce almost any sound. It will play three note chords, make bangs, whistles, sirens, gunshots, explosions, bleets, whines, or grunts. In addition, it has provisions to control its own memory chips with two IO ports. The chip requires +5V @ 75ma and a standard TTL clock oscillator. A truly incredible circuit.

\$12.95 W/Basic Spec Sheet (4 pages)

60 page manual with S-100 interface instructions and several programming examples, \$3.00 extra

MANY OTHER COMPONENTS AND KITS AVAILABLE IN OUR COMPLETE CATALOG. CALL OR WRITE FOR FREE CATALOG.

Doomsday Alarm Kit \$9.95

If you have trouble sleeping and you would like the rest of the neighborhood to share your misery then this little kit will be for you! There is no way to accurately describe the unearthly howls, screams and tones that come out of this kit. Four separate tone oscillators are mixed, cancelled and stepped at a varying rate. 10 Watts of crazy sounds. A great fun kit or a practical burglar alarm. Complete with PC board and all necessary components less speaker. For 6-12 VDC. ORDER DA-02.

Overvoltage Protection Kit \$6.95

Protect your expensive equipment from overvoltage conditions. Every computer should have one! Works with any fused DC power source from 10 to 20 volts up to 25 amps.

7 Watt Audio Amp Kit \$5.95

SMALL, SINGLE HYBRID IC AND COMPONENTS FIT ON A 2" x 3" PC BOARD (INCLUDED). RUNS ON 12VDC. GREAT FOR ANY PROJECT THAT NEEDS AN INEXPENSIVE AMP. LESS THAN 3% THD @ 5 WATTS. COMPATIBLE WITH SE-01 SOUND KIT

Stereo AMP/Power Supply Board

Takes low level audio and drives 8 ohm speakers ON-BOARD Rectifiers and Filter supply power for AMP AND TUNER, VOLUME, BALANCE, and TONE SLIDE CONTROLS



- NO C.O.D.'s
- SEND CHECK M.O. OR CHARGE CARD NO.
- PHONE ORDERS ACCEPTED ON VISA AND MASTERCARD ONLY.
- ADD 5% FOR SHIPPING
- TX. RES. ADD 5% STATE SALES TAX
- ALL FOREIGN ORDERS ADD 30% FOR SHIPPING CHARGES.
- U. S. FUNDS ONLY.
- (214) 278-3553

The Greatest Breakthrough In Electronic Music Ever!

The Super Music Maker REVISION 2 \$24.95 (Basic Kit)

Does not include speaker switches or 2708 ROM.



Now you can play hundreds of songs using the Bullet Super Music Maker. The unit features a single factory programmed microprocessor IC that comes with 20 pre-programmed short tunes. By adding the additional PROMS (2708's) the system can be expanded to play up to 1000 notes per PROM. Just think... a compact electronic instrument that will play dozens, hundreds or even thousands of selections of music. The kit comes with all electronic components (less the PROM), and a drilled, plated and screened PC Board which measures 4" x 4". The 7 watt amplifier section is on the same PC board and drives an 8 ohm speaker (not included), from a whisper to ear splitting volume. In addition, it unit works on 12 VDC or 12 VAC*, vehicle or portable operation is possible. What do you get for \$24.95? Everything but a speaker, transformer, case, switches, and PROM. Additional 2708 albums containing popular tunes are available for \$15.00 each or you can program your own PROMS using information provided with the kit instructions. Lists of available PROM albums are available on request. (Note: Unit plays electronic music one note at a time, it is not possible to play chords or a melody with harmony simultaneously.)

- * Envelope control gives decay to notes.
- * "Next tune" feature allows sequential playing of all songs.
- * On board inverter allows single voltage (+12) operation.

OPTIONAL ACCESSORIES

DIP Switches	One 8 pos., One 5 pos.	2.00/Set
(Can be directly soldered to PC Bd. to access tunes)		
Rotary Switches	Two 5 position	2.50/Set
(For remote wiring to PC Bd. to access tunes)		
Attractive Plastic Case		6.50
Wallplug Transformer		3.00
(For operation on 117VAC house voltage)		

PMC PERSONAL COMPUTER

Ideal for small businesses, schools, colleges, homes, etc. Suitable for the experienced, inexperienced, hobbyist, teacher, etc.



EG3000 Series

WITH NEW EXTRA KEYS!

ONLY \$575 POSTAGE \$20

- 16K user RAM plus extended 12K Microsoft BASIC in ROM
- Fully TRS-80 Level II software compatible
- Huge range of software already available
- Self contained, PSU, UHF modulator, and cassette
- Simply plugs into video monitor or UHF TV
- Full expansion to disks and printer
- Absolutely complete — just fit into mains plug.



SHARP PC1211 \$190

COMPUTER POWER THAT ONCE FILLED A ROOM CAN NOW BE CARRIED IN YOUR POCKET!

- Programs in BASIC
- "QWERTY" Alphabetic Keyboard
- 1.9K Random Access Memory
- Long Battery Life.

TV GAME BREAK OUT KIT

Has got to be one of the world's greatest TV games. You really get hooked. Has also 4 other pinball games and lots of options. Good kit for up-grading old amusement games.



MINI KIT PCB, sound & vision modulator, memory chip and de-code chip. Very simple to construct. \$30.00 OR PCB \$6.00 MAIN LSI \$17.00

TTL SALE

74LS00 \$0.15	74LS74 \$0.45	74LS365 \$0.75
75LS04 \$0.15	74LS86 \$0.55	74LS373 \$2.20
74LS05 \$0.20	74LS93 \$0.90	Z80A \$6.50
74LS10 \$0.29	74LS157 \$1.20	Z80 \$4.20
74LS32 \$0.35	74LS165 \$1.75	REG. 7805 \$0.90

SOCKETS LOW PROFILE

14 PIN \$0.10	18 PIN \$0.15	24 PIN \$0.25
16 PIN \$0.10	20 PIN \$0.15	40 PIN \$0.30
10V Power Adapter 600ml. \$6.90	UHF Modulators \$9.90	

GET YOURSELF A NEW EPSON MX80 & MX70 PRINTER AND SAVE A FORTUNE

Price on application

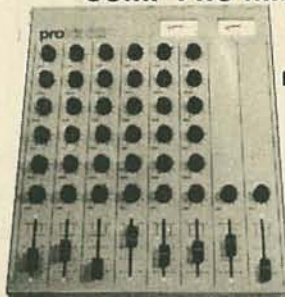
Interface Cards for Apple, Pet, TRS80, and PMC — RS232 Interface Cards not necessary for parallel.

Full TRS80



POSTAGE \$20

COMP PRO MIXER



Professional audio mixer that you can build yourself and save over \$200.

Only \$199 for complete kit.

power supply \$50.00

POSTAGE \$20

ACCESSIT AUDIO ADD-ONS

LOOK! MICROACE/SINCLAIR USERS

8K FLOATING POINT SUPER ROM PACK

WITH NEW MANUAL ONLY \$35

MICROACE/SINCLAIR VIDEO UPGRADE KIT

Only runs with NEW ROM (Smooth screen display) ONLY \$29

MICROACE/SINCLAIR 16K RAM PLUS EXPANSION BOARD

3 SLOTS WITH EXTRA POWER SUPPLY

16K ONLY \$149 4K ONLY \$110



MicroAce A COMPLETE COMPUTER

A new generation of miniature computers

2K Kit ONLY \$149 Post and Packing FREE

Sinclair is a Registered Trademark of Sinclair Research Ltd.

MicroAce



Please make checks and money orders payable to **MicroAce** or phone your order quoting **Master Charge, Visa, Diners Club or American Express** number for immediate despatch. Add 6% Tax for Shipments inside California. **MicroAce**, 1348 East Edinger, Santa Ana, California, Zip Code 92705. Telephone: (714) 547 2526


SURPLUS ELECTRONICS CORP.

7294 N.W. 54th Street
Miami, Florida 33166

WHOLESALE/RETAIL

EQUIPMENT/COMPONENTS/WIRE & CABLE/ACCESSORIES

Phone: (305) 887-8228
TWX: 810-848-6085
We accept MasterCard and Visa.



"TANK BATTLE" TV GAME

In just a short time and with a few minor parts, the most novice hobbyist can complete this exciting Tank Battle game. Create a fun-filled evening for the whole family. Two independent tanks rumble thru land mine fields, shoot shells and fragment when hit. Four distinct engine sounds are produced for the different speeds. Sounds of gunfire, shell bursts and tank explosions are realistic. Automatic on-screen scoring. Supplied with schematic drawing.

SOLD AS IS
\$9.95 ea.



C.B. SPECIAL

CONVERT THESE TO 10 METER FM

New printed circuit board assembly. (Squelch pot, volume control and channel switch not included.) Boards sold as is, the way we bought them from the manufacturer. Board dimensions 6" x 6 1/2".

1-9 **\$7.50** 50-99 **\$6.00**
10-49 **\$6.50** 100-UP **\$5.50**

COPPER CLAD BOARD

(Double Side)
Size 9.25 x 10.75
Thickness .062
\$2.00 ea.

PANEL METERS

25-0-25 VDC, 2 1/4" x 3"
0-25 VDC, 2 1/4" x 2 1/4"
0-50 VAC, 2 1/4" x 2 1/4"
(Shunt required)
\$4.00 ea. 2/\$7.00

E. F. JOHNSON S METER



Edge Meter 250 UA,
fits in 5/8" x 1 1/8" hole.
Black background.
Scale 1-20 Top,
0-5 Bottom.

\$1.25 ea. 5/\$5.00

COMPUTER GRADE ELECTROLYTICS

VALUE/MFD	VOLTS	DIAM./LGTH.	PRICE
63,000	@ 15V	3" x 5 1/2"	\$4.00 ea.
10,000	@ 20V	1 1/2" x 5 3/4"	\$3.00 ea.
2,700	@ 25V	1 1/4" x 2 1/4"	\$2.00 ea.
2,900	@ 25V	1 1/4" x 2"	\$2.00 ea.
3,000	@ 25V	1 1/2" x 4 1/2"	\$2.00 ea.
100,000	@ 30V	3" x 5 1/2"	\$6.00 ea.
39,000	@ 30V	1" x 5 3/4"	\$4.00 ea.
34,800	@ 50V	3" x 5 1/2"	\$3.00 ea.
450	@ 75V	1 1/4" x 2 1/4"	\$2.00 ea.
500	@ 100V	1 1/2" x 3 1/4"	\$2.00 ea.
240	@ 300V	1 1/4" x 3 1/4"	\$2.00 ea.
50	@ 450V	1 1/4" x 2"	\$2.00 ea.

DIP SWITCH



7 POSITION **\$1.30 ea.**
8 POSITION **\$1.50 ea.**
12 POSITION **\$2.00 ea.**

TRIMMER CAP



1.5-20pF (ARCO PC-402)
50¢ ea.

AMP METERS



2 1/4" square, no shunt required.
Easy to read dial.
Movement: 0-6, 0-10, 0-17
\$2.50 ea.

SUB-MINI 10K POT



with On-Off
1/4" hole mount,
1/8" D shaft,
3/4" thread section.

5/\$1.00

ASTATIC T-UG8-D104 MICROPHONE

Pre-amp desk-top microphone with crystal element 3-pin plug.

\$35.00 ea.

E.F. JOHNSON SIGNAL STRENGTH METER



\$4.95 ea.

200 UA, 2 1/2" x 2 1/2" Sq.
Scale: 1-30 db top (orange),
0-50 bottom (black)

9 VOLT NiCd RECHARGEABLE BATTERY

NEW. Replaces the popular 9V Transistor Battery.



\$4.75 ea.

MAHOGANY PROJECT BOX

\$1.50 ea.



4 3/8" w x 7 3/8" l x 3/4" to 1 1/2" h
Has a lip for recessed face plate and a felt bottom

IC SOCKETS GOLD-PLATED WIRE WRAP

14 pin **40¢ ea.**
16 pin **45¢ ea.**
24 pin **75¢ ea.**
40 pin **\$1.75 ea.**



MUFFIN FANS



MFG By Rotron Inc.
3 Blades 4 3/4" Square
USED
110 VAC **\$5.95 ea.**
NEW
230 VAC Model MU3A1
\$12.00 ea.

NEW SPRITE FAN

Mfg. by Rotron Inc.,
Model SU2A5.
115v AC. 19 amps.
(Impedance protected.)
3 1/4" x 3 1/4" x 1 3/4"
\$12.00 ea.

7' POWER CORD



Molded 3 Prong Plug with molded receptacle
Belden 16 AWG
\$3.00 ea.

SPEAKER

3" Diam.,
8 OHM,
5 Watts.



\$2.00 ea.

SPEAKER



Weather & water-proof
(can be used underwater),
mfg. by University Sound,
16 OHM, 25 Watt,
350-10,000 HZ.
6" diam. x 5" deep.
Model #MM-2

\$25.00 ea.

AXIAL LEAD ELECTROLYTIC CAPACITORS

2 uF @ 15V **12/\$1.00**
10 uF @ 15V **12/\$1.00**
20 uF @ 15V **12/\$1.00**
50 uF @ 15V **12/\$1.00**
2.2 uF @ 25V **12/\$1.00**
3.3 uF @ 25V **12/\$1.00**
1 uF @ 35V **12/\$1.00**
2 uF @ 150V **12/\$1.00**
25 uF @ 25V **15/\$2.00**
3 uF @ 50V **15/\$2.00**
5 uF @ 50V **15/\$2.00**
10 uF @ 50V **15/\$2.00**
250 uF @ 25V **10/\$2.00**
100 uF @ 50V **10/\$2.00**
50 uF @ 75V **10/\$2.00**

D.P. CABLE ASSEMBLIES

\$5.50 ea.

Conn & Hood	22 AWG # Cond	Length
25 P	14	15'
25 S	10	17'



COAX CONNECTORS


UG-273/U BNC-F/UHF-M **\$2.50**
UG-255/U BNC-M/UHF-F **\$3.00**
UG-146 A/U N-M/UHF-F **\$4.50**
UG-83B/U N-F/UHF-M **\$4.50**
UG-175 RG-58 Adapt **\$.20**
UG-176 RG-59 Adapt **\$.20**
UG-1094 BNC-F/Panel **\$1.00**

SO239 **50¢**
PL259 **60¢**

COAXIAL CABLE

50 OHM-RG 174
\$4.95/100' \$3.00/50'
75 OHM-RG 62/U
\$12.00/100'

C & K SWITCHES



Part #	Movement
J-60 7101	SPDT
J-60 7103	SPDT (center off)
L-3 7108	SPDT (momentary)
J-3 7201	DPDT (special large rocker)

\$1.00 ea. 6/\$5.00

MAGNETIC CHESS BOARD WITH MEN

Folds in half to carry men
11" w x 11" l x 1" h
\$4.00 ea.



TERMS: All material guaranteed unless otherwise stated. If you are not satisfied with our product, it may be returned within 10 days for a refund (less shipping). Please add \$4.00 for shipping and handling on all orders. COD's accepted for orders totaling \$50 or more. All orders shipped UPS unless otherwise specified. Florida residents please add 4% sales tax. Minimum order, \$15.00. Foreign orders - US funds only, add 20% for shipping and handling.

"JAVANCO" Your Parts Supermarket

150 Second Ave., South Nashville, TN 37201
615-242-7575

Power Supply Kit 120 VAC input 9 to 15 V regulated controlled output All parts & step by step inst. plus schematic includes PC board, transformer And all parts needed for making (Less Cabinet & Line Cord) Approx. 2.5 AMP rating thru range continuous duty order #JCO-1 ONLY \$12.00

Order # TR-54 Xformer 120 VAC primary 6. 12. 24 VAC Sec. 2.75 A	EA. 6.25
Order # LED - 1 Readout 6 DIG 7 Seg. 7/10 ¹⁰ Characters Pinout Furn.	EA. 2.75
Order # IC-25 Drivers for LED-1 USES 3 Drivers SCL-4433abe	(3) for 1.20
Order # ECK-48 (48) Electrolytics (Unmarked and Marked Good Usables) kit 1.40	
# TRA33-K3 (3) NPN 75 watt 10 amp TO-220 Case RCA and SGS	(3) PCS 1.25
# TRA 8-K12 (12) NPN Transistor Formed Leads (Good Gen Purp.)	(12) PCS 1.00
# TRA-105K4 (4) PNP Asst. TO-3 Case Transistors (Some Unmarked)	(4) TO3 1.70

Remember: JAVAN Warranty: (All Parts sold to you to be good or full credit)

ICS9-K4 40 Pin Low Profile IC Sockets	(4) 40 PIN Sockets 1.00
28 Pin Low Profile IC Sockets	(5) 28 PIN Sockets 1.00

A word for thought (have you ever looked at retail prices closely???)
They usually end in .95c .99c .98c .77c .88c (Buy at Wholesale)

WWC-1 Wire Wound Choke (100 Microhenry @1000 Hertz and .01Q)	EA. 43c
CTR-31 Contactor Reversing Magnetic 110 VAC Coil Approx. 18 amp rate on Contacts Furnas # 44NA30AF	EA. 16.00
PCB-Single Side PC Board 7 1/4" x 24" (Tuff Stuff) 6#6 Holes	EA. side 2.25
TL-3 4 Piece Screwdriver Set in Handle (A Must for Mom!)	EA. .45
MC-85K6 .22 MFD Capacitor @ 50 VDC (6) .22 @ 50 VDC	6 for 1.00
LA5-7K GE 455 Bayonet Base Lamp (Built in Flasher) 7 GE 455	1.00
EC-162K5 500 MFD. @ 15 Volts Axial Lead Lytic. (7) PC'S 500 @ 15 V	1.00
FP-51 6800 MFD. 50 Volts Nichicon FP Can Electrolytic	EA. 1.00
MC-253 .47 MFD @ 50 V TRW Axial Lead Capac w/Slip on Lugs	EA. .17c
SW-12K5 Leaf Switches Single Set Contact Points	(5) Leafs .85c

Please Remember: We have one of the largest stock of parts in the USA.
If you should use or know someone who wishes large quantities call or write.
We stock very large quantities - but sometimes items are limited.

We will never intentionally mis-represent an item (We Want Repeat Orders)

SPK-64 Speaker 2 x 3 inches 50 ohm Good Intercom ohmage	EA. 1.75
RY-55 Coto-coil Relay Very Small Encapsulated DPST	EA. .29c
TC-22 Tantalum Capac. DIP .33 MFD @ 35 V PC Leads	EA. 12c
TC-31 Tantalum Capac. DIP 10 MFD. 20 V PC Leads	EA. 22c
TC-32 Tantalum Capac. DIP 3.3 MFD. 25 V	EA. .24c
SW-20 Momentary Push Button Switch (Large) Pinball Flipper	EA. .25c
PR-161 Power Resistor 20 OHM 22 watt Squareohm Type	EA. .40c
FP-54 Can Electrolytic Quad 20 MFD @450 Volts (Many Combinations)	EA. 1.50
WRC-9 50 Conductor Ribbon Cable (9 Feet Long) Connector EA. End	EA. 2.85
CH-3 Card Holder (Socket) Single Side	EA. .22c
EC-19K6 Electrolytic 25 MFD 15 V Non-Pol Axial Capacitor	(6) for 1.00
CP-98 Capacitor .1@ 2000 V Screw Ends (Extended Foil)	EA. \$1.30
MC-1 Capacitor 1.25 MFD Axial American Radionics 5%	EA. .60
VL-9 Solenoid Valve Approx. \$46.00 Wholesale 115 VAC Coil 50-60 CY (Brass) 10.5 watts 1/4" Pipe in and outlets for Gases, Liquid and Steam	EA. \$18.00
DI-10K Assorted Signal Diode Kit (10) Signal Diodes in Reuseable Pak	kit .50c
ML 8205 IC Tone Ringer, Diagram Furnished (Only 14 Small Parts Needed To Make External Ringer Instead Of Bell)	EA. \$1.90
MC-10K 10 Mylar Capacitors Assorted (Good Useable Values-10 Mylars)	kit \$1.00
TPU-1 Pulse Transformer (Dime Size) 300 UH TPU-5 200 UH	EA. .24c
TH-K5 Tape Heads Assorted 5 Tape Heads	5 for \$1.75
TPU-K8 Pulse Transformer Asst. (Dime Size)	(8) Pulse Transformers for \$1.50
TRK-25 Small Case Transistors (25) PC'S Very Assorted	(25) for \$1.90

A new list will be enclosed with ea. order so order now and keep a step ahead

BXK-1 3x5" Index Card Box with Hinged Top Loaded With a Grab Bag of All Sorts of Small Items (A Must for Experimenters) Yours Absolutely Free With an Order of \$40.00 or More. Otherwise Price EA. \$3.25
BXK-1 Offer Expires Dec. 10, 1981 or Until Stock is Depleted
\$15.00 Minimum Order Add \$2.50 Shipping Charges (Tenn. Residents Add 6.75% Tax
Call Collect 615-242-7575 To Place Orders Over \$25.00
(COD's Will be shipped on Orders Over \$50.00 w/25% Deposit)
Orders Can Be Shipped Within 24 Hrs. With Money Order

JAVANCO 150 Second Ave., South Nashville, TN. 37201 (Try Us You'll Like Us)

CIRCLE 75 ON FREE INFORMATION CARD

4K X 16 MEMORY board with 64 IC chips (2101) in sockets. Complete board with data. Super deal	50.00
4116-4 MEMORY 16K \$2 each or 8 for . . .	14.00
MK 8164 MEMORY 64K Dynamic Ram	25.00
MPI 8 inch single side disc drive (OK, used)	175.00
MPI 8 inch dual sided disc drive (OK, used)	350.00
SHUGART 8 inch drive 850 FDD (ok, used)	425.00
MOTOROLA MONITOR 9 inch 115 volt	60.00
MOTOROLA MONITOR 12 inch 115 volt	85.00

Above 2 units accept composite video, no case, used.
2 units below accept TTL. Hi volt supply only. Used.
BALL BROS. 12 inch monitor 50.00
BALL BROS. 5 inch monitor, cased, used. 60.00

DATA STATION CONSOLE w/keyboard & 9 inch monitor, power supply. Logic boards broken send for details on this one. \$80.00

IR SCOPE see in the dark, new, portable. 260.00
IR SCOPE KIT pre-assembled, modular 150.00
12 VOLT GEL CELL 2 1/2 AH \$14.00 5 AH 17.00
12 inch CRT bonded face plate, new, with specs.
Made for computer work. \$25 each 5 for \$100.00
UNDERWATER HYDROPHONE 200 KC 10.00

WALKY TALKIES Govt surplus used condition. 47-55.4 mc range. With schematics. Govt AN/PRC-6 \$25 each 2 for \$45. Ant. \$5 each

ASCII KEYBOARD parallel \$50
RED LED's 10 for \$1.00
MIN ORDER \$10.00

CATALOG No. 20 now ready

Shipping extra on all merchandise

Meshna Inc., PO Box 62, E. Lynn, Mass. 01904

CIRCLE 23 ON FREE INFORMATION CARD



For
faster
service

USE
ZIP
CODE

on
all
mail

NOW!
A 12 HOUR
TAPE RECORDER
for only **\$95.00***

LONG
PLAY

High quality AC-DC Cas-
sette Recorder provides
6 continuous hrs. of
recording & play back
of top quality true fi-
delity, distortion free
sound on each side
of cassette for a to-
tal of 12 hrs. Built-in
features incl. • Voice
level control • Auto-
tape stop • Digital
counter • LED indi-
cator, etc. AC Adapter &
TDK DC-180 Cassette incl.



PHONE RECORDING ADAPTER
Model 1000LP
Record incoming and outgoing calls
automatically with this all solid
state unit connected to your tele-
phone jack and tape recorder.
Starts recording when phone is
lifted. Stops when you hang up. **\$24.50***
FCC APPROVED

VOX VOICE ACTIVATED CONTROL SWITCH
Solid state. Self contained. Adjust-
able sensitivity. Voices or other
sounds automatically activate and
control recorder. Uses either re-
corder or remote mike. **\$24.95***
*Add for ship. & hdg. Phone Call Adapter & VOX
\$1.50 ea—Recorder \$4.00. Cal. Res. add tax. Mail
order, VISA, M/C, cod's ok. Qty. disc. avail.
Money back guar. Free data. Dir. inq. inv.
AMC SALES, Dept. 19, 9335 Lubec
St., Box 928, Downey, CA
(213) 904-21 Phone
869-8519

CIRCLE 31 ON FREE INFORMATION CARD

COMPONENTS

18	SN7482N	.30
22	SN7492N	.49
21	SN7493N	.45
22	SN7495N	.50
18	SN7496N	.69
20	SN74122N	.39
22	SN74136N	.95
29	SN74141N	.69
27	SN74151N	.65
29	SN74153N	.55
17	SN74154N	1.25
20	SN74155N	.75
17	SN74157N	.58
26	SN74160N	.89
24	SN74161N	.85
18	SN74163N	.85
45	SN74164N	.87
42	SN74165N	.55
64	SN74174N	.88
19	SN74175N	.79
19	SN74180N	.75
27	SN74181N	1.15
35	SN74393N	1.65

LS00

28	74LS158	.89
28	74LS161	.89
28	74LS162	.89
28	74LS163	.95
22	74LS164	.65
29	74LS165	.55
28	74LS169	1.55
51	74LS170	1.75
89	74LS174	.85
22	74LS175	.85
26	74LS190	.85
40	74LS191	1.25
27	74LS195	.95
37	74LS197	.70
29	74LS211	1.25
31	74LS240	1.65
31	74LS241	1.65
63	74LS243	1.55
77	74LS244	1.55
38	74LS245	2.45
55	74LS251	1.25
45	74LS253	.85
99	74LS257	.85
65	74LS259	1.95
80	74LS290	.55
43	74LS273	1.25
45	74LS279	.45
45	74LS290	1.25
89	74LS293	1.85
89	74LS365	.85
79	74LS367	.75
64	74LS373	1.45
59	74LS374	1.45
49	74LS377	1.25
49	74LS369	1.55
69	74LS670	1.85

4S00

100	.39	74S138	.75
102	.45	74S140	1.00
103	.38	74S158	.75
104	.39	74S174	1.35
105	.39	74S175	1.35
110	.39	74S182	.75
115	.45	74S189	4.25
120	.55	74S201	6.75
122	.55	74S240	2.75
130	.75	74S244	2.95
137	.55	74S251	2.75
150	.65	74S287	9.95
151	.49	74S288	2.95
164	.55	74S299	5.75
174	.65	74S470	9.25
186	.95	74S471	9.50
1112	1.95	74S473	9.50
1132	1.45	74S474	9.50

EPROMS

16	6.95 ea	8 for 62.5ea
16	4.50 ea	8 for 35.0ea
16	8.25 ea	8 for 75.0ea
16	4.10 ea	8 for 39.5ea
32	19.95 ea	4 for 169.5ea
6	300NS 2.00ea	8 for 14.00
6	200NS 2.35ea	8 for 16.00
4L	300NS 2.95 ea	4 for 2.75ea
4L	200NS 3.50ea	4 for 3.00ea
11	450NS 2.50ea	10 for 2.00ea

CPU's

80A	7.95
80A CTC	10.50
80A CPU	10.50
80 002 16-64K	129.00
85A	13.50
01A	7.50
5600	9.50

MISC.

5	.95	
2.95	1103A	.75
27	UPD765	17.85
4.25	floppy disk controller	w. spc
1.10	ULN2001	1.95
1.30	TMS400	1.40
1.30	MC4008P	1.75
2.75	MHO026	1.55
2.75	D3624	1.95
95	D3001	1.95
95	D3002	1.95

IC SOCKETS

85	8 PIN	10/1.20
85	14	10/1.40
1.60	16	10/1.60
1.15	18	10/1.90
1.50	20	10/2.80
1.20	22	10/2.80
95	24	10/2.80
25	28	10/3.90
55	40	10/4.75
30		
1.75		

"GLOBAL"
Logic Probes

LP-1: \$40.00
Pulse width to 50nsec Rep. rates to 10MHz.

LP-3: \$60.00
Pulse width to 6nsec. Rep. to over 60MHz.

LPK-1:
Logic Probe Kit - complete nothing extra to buy. Min. pulse width 300nsec.
\$18.95

CARDS

MICROSOFT:

Z80 \$29500

16K RAM \$16000

VIDEX:

VIDEOTERM \$29500
80 column

KEYBOARD ENHANCER \$12000

CALIF. COMP SYS:

APPLE CLOCK \$12400

PROTO BOARD \$2500

PRINTERS

EPSON:

MX-80 \$56000

CENTRONICS:

737-1 \$95000

753-1 \$2,99500

BASE II, inc:

800B \$64900

850 \$74900

"1981"

C. Master \$59.95

Apple Expansion Kit 16K Memory Add-On Includes Instructions \$25.95

TRS80 16K Add-On Instructions & Dip Switches \$25.95

SPECIALS

3inch MUFFIN FAN w/line cord! \$9.95

UPD 765C: Floppy Disk Controller \$17.95 w/spec's

2732A: 250NSEC. EPROM \$24.50

AY5-1013A: 30K Band UART \$3.95

REAL-TIME CLOCK CALENDAR (MSM 5832)

Description: Mono. Metal Gate CMOS I.C.

Features
Time, Month, Date, Year, & Day of Week

- Bus Oriented
- 4 Bit Data Bus
- 4 Bit Address
- R/W Hold Selec. +
- Inter. Signal
- 32.768Khz. xtal Control.
- 5v Pow. Sup.
- Low Power Dissipation

\$7.45 W/SPEC'S

XTAL \$3.85

#5712 \$145.00

OR

#5722 \$155.00

POWER SUPPLY MODEL #CP198

input → 110/125v
output → 5vdc
At 6amps
\$29.95
Qty. price avail.

NO Surges or Interference!!
THE MPD 117 turns an ordinary outlet into a controlled power source
\$79.50

RS-232 COMPATIBLE DIGITAL TRANSFER SWITCH WILL SWITCH MODEMS BETWEEN PROCESSORS / PRINTERS. 24 PINS ARE SWITCHED, PIN 1 WIRED TO GROUND.

T-bar INCORPORATED

CONCORD COMPUTER PRODUCTS

1971 SO. STATE COLLEGE ANAHEIM, CALIF. 92806
(714) 937-0637

send \$1.00 for "81" catalog

CHECK - M/O
NO COD

\$10. MIN. ORDER/CA. RES. ADD 6% FRT.

10-495 2.00 250-4995 8.00
50-99 4.00 500-999 10.00
100-24 7.00 1000-Up Inquire

COMPUTERS

ATARI® 800™ COMPUTER SYSTEM

400 Computer 8K → \$350.00
800 Computer 16K → \$759.00

***800 COMPUTER w/48K → \$898.00**

***Best Buy**

ATARI PERIPHERALS:

Printer (825) \$775.00 Printer (822) \$379.00
Recorder \$65.00 Disk Drive \$565.00
Interface (850) \$175.00 Modem \$169.00
Paddles \$17.00 Joysticks \$17.00

Star Raiders \$49.00 Assembler Editor \$49.00
Space Invaders \$17.00 Music Composer \$49.00
Chess \$32.00 Mailing List \$17.00
Kingdom \$12.00 TV Switch Box \$8.95
Hangman \$12.00 16K RAM \$155.00
Blackjack \$12.00 8K RAM \$119.00

"APPLE II Plus"

48k-\$1199.00
64k-\$1399.00

W/PURCHASE OF APPLE RECEIVE SPECIAL PRICING:

BASE II PRINTER → \$619.00
DISK II w/cont. → \$595.00
DISK II w/o cont. → \$495.00
SUP'R MOD II → \$23.00
MONITR: B&W 12"-12MHz → \$125.00
INTEGER BASIC CARD → \$169.00

MONITORS

video 100 \$12900

video 100 \$15500

12 inch 12MHz BLACK & WHITE VIDEO MONITOR
"AMDEK" (LEEDEX) Corp. \$365.00

TERMINALS

SOROC TECHNOLOGY INC.

Synertek "KTM-3"

LOW COST TERMINAL WITH KEYBOARD AND VIDEO 100

IQ120 \$689.00

\$499.00

CPU'S & SUPPORT CHIPS

8080A	3.75	8220	2.75
8086A	7.50	8231	4.50
AMD 2901	8.95	8258	6.95
8144	2.25	8257(AM9517)	1.95
8212	3.00	28A CPU	6.75
8216	2.90	28A S10	12.95
8224	3.25	8275	16.95
		MM5307	9.95

RAM's		ROM's	
2114L-3	2.75	2708	4.95
4116-3	3.50	2716 + 5V	7.50
4116-2	3.90	2632	1.95
2102-3	3.00	2708	1.95
2102-4	3.00	82112	4.95
MM4027-3	3.95	82115	4.95
MM4027-1	2.95	82123	2.25
7MS4045-25	4.50	82129	1.95
MS4060AL	3.95	82130	1.95
2101-1	2.45	82131	1.95
MM5270	3.45	AM9518C	2.95
MM4008P	1.95	82131	1.25
IM7001	4.95	8256-5 (74188A)	2.25

UART'S

AY5-1013	3.75	M8988A	8.95
TR1602B	3.95	CM9517	1.75
PT1482B	3.25	AY3-8500-1	1.95
		AY3-8700	2.25

INTERFACE & DRIVERS

1488	.90	MM1402	1.75
1489	1.10	MM1403	1.75
8130	2.50	MM1404	1.75
8830	2.50	MM5013	1.95
8833	2.50	MM5016	2.50
8834	2.50	MM5056	2.50
8837	2.00	MM5057	2.50
8838	2.00	MM5058	2.50
81380	1.00	MM5060	2.50
MM5360	2.50		

14 PIN HEADERS \$1.00
16 PIN HEADERS40
24 PIN HEADERS75
40 PIN HEADERS 1.10
50 PIN EDGEBOARD CONN. 3.95
26 PIN EDGEBOARD CONN. 2.50
50 PIN RIGHT ANGLE CONN. 3.95
20 PIN RIGHT ANGLE CONN. 2.25

PRINTED CIRCUIT BOARD
 4" x 6" DOUBLE SIDED
 EPOXY BOARD 1/16" THICK
 \$3.00 ea. \$5/2.00

EPOXY GLASS VECTOR BOARD
 1/16" thick with 1/10" spacing
 4 1/2" x 6 1/2" \$1.95

DAT'S DAC-08EC
8 bit DAC - \$7.95
 INTERSIL 081BP ANALOG SWITCH/
 2 CHANNEL DRIVERS \$11.50
 INTERSIL ICL 7104-12 CPL 12 BIT
 A/D CONVERTER \$26.50
 REDICOM SAG 1224 ANALOG SWITCH
 \$10.95

74500	30	74574	70	745158	1.25
74502	30	74588	30	745159	1.25
74503	30	74589	30	745160	1.75
74504	40	74512	85	745174	1.40
74505	40	74513	85	745175	1.40
74506	40	74515	150	745194	1.10
74507	40	74516	150	745195	1.10
74508	40	74517	150	745196	1.10
74509	40	74518	150	745197	1.10
74510	30	74519	110	745200	1.80
74511	30	74520	110	745201	1.80
74512	40	74513	150	745202	1.80
74513	40	74514	150	745203	2.25
74514	40	74515	150	745204	2.25
74515	40	74516	150	745205	2.25
74516	40	74517	150	745206	2.25
74517	40	74518	150	745207	2.25
74518	40	74519	150	745208	2.25
74519	40	74520	150	745209	2.25
74520	40	74521	150	745210	2.25

7 WATT LD 65 LASER
DIODE IR \$8.95

25 watt Infra Red Pulse (SG 2006 equiv.)
Laser Diode (Spec sheet included) \$24.95
 2N3820 P FET \$.45
 2N5457 N FET \$.45
 2N2646 UJT \$.45
 ER 900 TRIGGER DIODES 4/51.00
 2N 6028 PROG. UJT \$.65

DISC CAPACITORS
 .1UF 16V 10/1.01 100/48.00
 .01UF 35V 16/1.01 100/45.00
IN4148 (IN914) 15/1.00

TANTALUM CAPACITORS
 47UF 35V 5/1.00 10UF 35V - \$.40
 68UF 35V 5/1.00 15UF 16V - \$.30
 1UF 35V 5/1.00 30UF 6V 5/1.00
 2.2UF 20V 5/1.00 33UF 20V - \$.60
 3.3UF 20V 4/1.00 47UF 20V - \$.85
 4.7UF 35V 4/1.00 120UF 6V - \$.75
 6.8UF 35V 3/1.00 200UF 20V - \$1.75

SANKEN AUDIO POWER AMPS
 Si 1010 G 10 WATTS \$ 7.50
 Si 1020 G 20 WATTS \$12.50
 Si 1050 G 50 WATTS \$27.50
200 PRV 1A LASCR .95

RS232 CONNECTORS
 DB 25P male \$3.25
 DB 25S female \$4.25
 HOODS \$1.50

POSTAGE RATES
 ADD 10% FOR ORDERS UNDER \$20.00
 ADD 5% FOR ORDERS BETWEEN \$20.00 AND \$50.00
 ADD 3% FOR ORDERS ABOVE \$50.00

C/MOS

4001	20	4027	40	4081	30	74C74	80
4002	20	4028	50	4082	30	74C75	70
4006	60	4030	75	4083	50	74C76	1.30
4007	27	4032	35	4089	1.75	74C78	1.30
4008	45	4034	35	4091	85	74C79	80
4008	45	4038	75	4510	85	74C80	90
4010	45	4040	75	4511	85	74C81	90
4011	20	4042	35	4514	1.40	74C81-1	1.75
4012	20	4043	35	4515	1.50	74C81-2	1.75
4013	30	4044	55	4516	1.50	74C81-3	1.75
4014	35	4046	30	4518	1.25	74C81-1	1.15
4015	35	4048	30	4519	1.25	74C81-2	1.15
4016	30	4048	40	4553	2.75	74C185	1.25
4017	60	4050	75	74C20	37	74C208	90
4018	50	4051	30	74C22	37	74C174	1.30
4019	45	4052	75	74C28	30	74C175	1.20
4020	70	4054	75	74C30	37	74C176	1.20
4021	25	4056	50	74C34	1.30	74C177	1.20
4022	30	4058	35	74C36	37	74C178	1.10
4023	30	4071	35	74C32	45	74C208	90
4024	30	4072	35	74C37	45	74C209	90
4025	25	4078	35	74C38	45	74C210	90
4026	25	4077	35			74C211	90

SPECIALS

8X300 - SIGNETICS 16 BIT MICROCONTROLLER 89.00
4 ea. 2716 (+5V) 22.00
8 ea. 4116-3 RAM'S 16.75
10 ea. 8164E 64K RAM (150NS) 99.50
1L144 IR & VISIBLE DETECTOR .3/1.00
MM5307 - Baud Rate Generator \$9.95
50 PIN RIBBON CONNECTORS 3.95
40 PIN RIBBON CABLE CONN. 3.25
20 PIN RIBBON CABLE CONN. 2.65
10 PIN RIBBON CABLE CONN. 1.75

RS 232 CABLE
 10 Conductor, # 22 color coded wire,
 gray PVC outer cover, 3/8" diameter
 .40 per ft. - 100' / \$30.00
 Add 20% postage for orders under 100'
 Add 10% postage for orders over 100'
SPECIALS GOOD THRU OCT. 1981

CRYSTALS \$3.45 ea.
 2.000 MHz 6.144 MHz
 3.000 MHz 10.000 MHz
 3.57 MHz 18.000 MHz
 4.000 MHz 8.000 MHz
 5.000 MHz 18.432 MHz
 6.000 MHz 20.000 MHz

DIP SWITCHES
 CTS 206-4 8 POSITION 1.25
 CTS 206-8 8 POSITION 1.50
 CTS 206-10 10 POSITION 1.95

MINIATURE MULTI-TURN TRIM POTS
 50, 100, 5K, 10K, 250K \$.75 each 3/\$2.00

NO. 30 WIRE WRAP WIRE SINGLE STRAND
 100' \$1.40
40 CONDUCTOR 3M CABLE
 #28 WIRE \$.75/FT

SCR's

	1.5A	6A	36A	110A
100	.45	60	1.40	
200	.70	1.00	1.90	9.00
400	1.20	1.40	2.50	12.00
600	1.90	3.00	15.00	

TRIAC's

PRV	1A	10A	25A
100	.45	.80	1.55
200	.84	1.30	2.10
400	1.30	1.90	3.10
600	2.00	2.75	4.30

FP 100 PHOTO TRANS \$.50
RED, YELLOW, GREEN or AMBER LARGE LED'S 2" \$1.00
RED/GREEN BIPOLAR LED'S \$.55
MALC92 IR LED \$.75
MRO148 PHOTO DARL. XTOR \$.50
IL-5 OPTO-ISOLATOR \$.45
1WATT ZENERS: 3.3, 4.7, 5.1, 5.6, 6.8, 8.2, 9.1, 10, 12, 15, 18, or 22V \$1.00

SFC 3301 - 50 PRV 30A
FAST RECOVERY DIODE (35ns) \$2.25
20KV 250MA DIODE \$1.90

SILICON POWER RECTIFIERS

PRV	1A	3A	12A	50A	125A	240A
100	.06	.14	.35	.90	4.25	6.00
200	.07	.20	.40	1.30	5.25	9.00
400	.09	.25	.65	1.50	6.50	12.00
600	.11	.30	.80	2.00	8.50	15.00
800	.15	.35	1.00	2.50	10.50	18.00
1000	.20	.45	1.25	3.00	12.50	26.00

CLOCK CHIPS
 MM5314 \$4.75
 MM5316 \$4.95
 MM5387AA \$5.95

.5V at 800ma SOLAR CELLS
3" diameter \$4.35

7 SEGMENT DISPLAYS
 FSC8024-4 digit \$1.75
 DL-707 C.A. 3" \$.75
 C.N.C. 8" display \$5.95
 FND810.8" C.A. \$1.90
 FND810.8" C.A. \$1.95
 FND510 C.A. 5" \$.85
 FND803.8" C.A. \$1.95
 DL-704 3" C.C. \$.85
 MAN 5 C.C. Green \$.75
 MAN 82 C.A. Yellow \$.75

TRANSISTOR SPECIALS





2N1970 PNP GE TO-18	1.40
2N2904 PNP GE TO-18	3.91
HEP 9014 - PNP GE TO-3	1.95
2N1111 - NPN 1.50 TIP 145	1.35
2N2923 NPN SWTIC GIG TIP	1.95
MRF 8004 C.B. RF TRANSISTOR NPN	1.75
2N773 NPN SI TO-18	1.95
2N4908 PNP SI TO-3	1.95
2N4909 NPN SI TO-3	1.95
2N4910 NPN SI TO-3	1.95
2N4911 NPN SI TO-3	1.95
2N4912 NPN SI TO-3	1.95
2N4913 NPN SI TO-3	1.95
2N4914 NPN SI TO-3	1.95
2N4915 NPN SI TO-3	1.95
2N4916 NPN SI TO-3	1.95
2N4917 NPN SI TO-3	1.95
2N4918 NPN SI TO-3	1.95
2N4919 NPN SI TO-3	1.95
2N4920 NPN SI TO-3	1.95
2N4921 NPN SI TO-3	1.95
2N4922 NPN SI TO-3	1.95
2N4923 NPN SI TO-3	1.95
2N4924 NPN SI TO-3	1.95
2N4925 NPN SI TO-3	1.95
2N4926 NPN SI TO-3	1.95
2N4927 NPN SI TO-3	1.95
2N4928 NPN SI TO-3	1.95
2N4929 NPN SI TO-3	1.95
2N4930 NPN SI TO-3	1.95
2N4931 NPN SI TO-3	1.95
2N4932 NPN SI TO-3	1.95
2N4933 NPN SI TO-3	1.95
2N4934 NPN SI TO-3	1.95
2N4935 NPN SI TO-3	1.95
2N4936 NPN SI TO-3	1.95
2N4937 NPN SI TO-3	1.95
2N4938 NPN SI TO-3	1.95
2N4939 NPN SI TO-3	1.95
2N4940 NPN SI TO-3	1.95
2N4941 NPN SI TO-3	1.95
2N4942 NPN SI TO-3	1.95
2N4943 NPN SI TO-3	1.95
2N4944 NPN SI TO-3	1.95
2N4945 NPN SI TO-3	1.95
2N4946 NPN SI TO-3	1.95
2N4947 NPN SI TO-3	1.95
2N4948 NPN SI TO-3	1.95
2N4949 NPN SI TO-3	1.95
2N4950 NPN SI TO-3	1.95
2N4951 NPN SI TO-3	1.95
2N4952 NPN SI TO-3	1.95
2N4953 NPN SI TO-3	1.95
2N4954 NPN SI TO-3	1.95
2N4955 NPN SI TO-3	1.95
2N4956 NPN SI TO-3	1.95
2N4957 NPN SI TO-3	1.95
2N4958 NPN SI TO-3	1.95
2N4959 NPN SI TO-3	1.95
2N4960 NPN SI TO-3	1.95
2N4961 NPN SI TO-3	1.95
2N4962 NPN SI TO-3	1.95
2N4963 NPN SI TO-3	1.95
2N4964 NPN SI TO-3	1.95
2N4965 NPN SI TO-3	1.95
2N4966 NPN SI TO-3	1.95
2N4967 NPN SI TO-3	1.95
2N4968 NPN SI TO-3	1.95
2N4969 NPN SI TO-3	1.95
2N4970 NPN SI TO-3	1.95
2N4971 NPN SI TO-3	1.95
2N4972 NPN SI TO-3	1.95
2N4973 NPN SI TO-3	1.95
2N4974 NPN SI TO-3	1.95
2N4975 NPN SI TO-3	1.95
2N4976 NPN SI TO-3	1.95
2N4977 NPN SI TO-3	1.95
2N4978 NPN SI TO-3	1.95
2N4979 NPN SI TO-3	1.95
2N4980 NPN SI TO-3	1.95
2N4981 NPN SI TO-3	1.95
2N4982 NPN SI TO-3	1.95
2N4983 NPN SI TO-3	1.95
2N4984 NPN SI TO-3	1.95
2N4985 NPN SI TO-3	1.95
2N4986 NPN SI TO-3	1.95
2N4987 NPN SI TO-3	1.95
2N4988 NPN SI TO-3	1.95
2N4989 NPN SI TO-3	1.95
2N4990 NPN SI TO-3	1.95
2N4991 NPN SI TO-3	1.95
2N4992 NPN SI TO-3	1.95
2N4993 NPN SI TO-3	1.95
2N4994 NPN SI TO-3	1.95
2N4995 NPN SI TO-3	1.95
2N4996 NPN SI TO-3	1.95
2N4997 NPN SI TO-3	1.95
2N4998 NPN SI TO-3	1.95
2N4999 NPN SI TO-3	1.95
2N5000 NPN SI TO-3	1.95

TTL IC SERIES

7400	17	7475	40	74184	60
7401	17	7474	40	74185	60
7402	17	7475	40	74186	70
7403	17	7476	40	74187	1.60
7404					

Four NEW DMM's

from Fluke



MODEL 8024B

- 3½ Digits
- Eleven Functions Including - Visual and Audible continuity, Peak Hold, Temperature (w/opt K thermocouples), Level Detection Conductance, and Diode Test
- 0.1% Basic DC Accuracy
- Extensive Overload Protection
- Fast AC or DC Transient Capture
- Shock and Vibration per MIL-T-28800, Class 5
- 2 Year Warranty
- Low Battery Indicator
- 2 Year Calibration Cycle
- Extended Measurements with Optional Accessories

MODEL 8021B

- 3½ Digits
- Seven Functions, Including - Audible Continuity and Diode Test
- 2 Year Warranty
- 2 Year Calibration Cycle
- Extensive Overload Protection
- Shock and Vibration per MIL-T-28800, Class 5
- Probes for RF, High Voltage, High Current, and More

MODEL 8022B

- 3½ Digits
- Six Functions Including - Diode Test
- Fluke's Lowest Priced DMM
- 2 Year Warranty
- 2 Year Calibration Cycle
- Extensive Overload Protection
- Shock and Vibration per MIL-T-28800, Class 5
- Probes for RF, High Voltage, High Current and More

MODEL 8020B

- 3½ Digits
- Eight Functions, Including - Audible Continuity, Conductance & Diode Test
- 0.1% Basic DC Accuracy
- 2 Year Warranty
- High-speed Audible Continuity Testing
- Extensive Overload Protection
- Shock and Vibration per MIL-T-28800, Class 5
- Low Battery Indicator
- Extended Measurement with Optional Accessories

When you need dependable, accurate, easy, measurements from a handheld DMM ...

look to **FLUKE**®

You'll be owning the finest quality DMM available.



ANCRONA

VISIT A STORE
NEAR YOU
TODAY...

CULVER CITY

11080 Jefferson Blvd.
Culver City, CA 90230
(213) 390-3595

PORTLAND

1125 N.E. 82nd Ave.
Portland, OR 97220
(503) 257-9464

SUNNYVALE

1054 E. El Camino Real
Sunnyvale, CA 94087
(408) 243-4121

ATLANTA

3330 Piedmont Rd. N.E.
Atlanta, GA 30305
(404) 261-7100

HOUSTON

2649 Richmond
Houston, TX 77098
(713) 529-3489

SANTA ANA

1300 E. Edinger Ave.
Santa Ana, CA 92705
(714) 547-8424

TUCSON

4518 E. Broadway
Tucson, AZ 85711
(602) 881-2348

Clip out this Order Blank and Send For Your DMM Today!

QTY	DESCRIPTION	PRICE	EXTENSION
	Model 8020B DMM	\$189.00	
	Model 8021B DMM	149.00	
	Model 8022B DMM	139.00	
	Model 8024B DMM	239.00	



ENERGY
ELECTRONIC PRODUCTS
8060 MANCHESTER AVE.
LOS ANGELES, CA 90045

Sub Total
Tax (6% Calif)
Shipping & Handling 3.00
TOTAL

Name _____
Address _____
City _____ State _____ Zip _____

CIRCLE 37 ON FREE INFORMATION CARD

OCTOBER 1981

141



FREE 1981 DISCOUNT ELECTRONICS CATALOG

JOIN THE PAK!

Send for our Free catalog and become a member of our exclusive Pak. Our members receive Poly Paks' exciting catalog several times a year. We offer: Penny Sales, Free Premiums and Low, Low Prices on a wide variety of Electronic Products such as Computer Peripherals, Integrated Circuits, Speakers, Solar Products, Rechargeable Batteries, Audio Equipment, Semiconductors, and much, much more! Take advantage of our 25 years as America's foremost supplier of discount electronics.

RUSH ME YOUR FREE DISCOUNT CATALOG!

NAME: _____
 ADDRESS: _____
 CITY: _____
 STATE: _____ ZIP: _____

CLIP AND MAIL COUPON TODAY TO:
POLY PAKS, INC. RE 10
 P.O. Box 942
 S. Lynnfield, MA 01940 (617) 245-3828

POLY PAKS
 Has Over **4.5 Million Satisfied Customers**

CIRCLE 25 ON FREE INFORMATION CARD

CAPACITORS!!
 Radial Leads

2mfd/50V	.15
220mfd/25V	.35
470mfd/75V	.65
500mfd/35V	.48
2200mfd/50V	1.69
330mfd/25V	1.60

Calculator Keyboard
 Mounted on PC Board
 23 Key Function
 1 Led 1 Slide Switch
\$2.99

DIP SWITCH All Made By CTS
 4 Pos. DPDT \$1.04

5 Pos. SPST	\$1.00
6 Pos. SPST	\$1.06
10 Pos. SPST	\$1.70

CAPACITORS!!
 Axial Leads

1mfd/50V	.15
5mfd/50V	.21
10mfd/50V	.27
25mfd/25V	.15
25mfd/50V	.24
50mfd/25V	.30
50mfd/50V	.33
50mfd/75V	.42
50mfd/100V	.45
100mfd/15V	.20
100mfd/25V	.25
100mfd/50V	.42
100mfd/100V	.68
150mfd/15V	.30
250mfd/15V	.32
250mfd/25V	.25
250mfd/50V	.57
470mfd/50V	.75
470mfd/75V	.95
500mfd/15V	.47
500mfd/50V	.89
700mfd/10V	.45
1000mfd/15V	.40
2000mfd/15V	.88
2100mfd/40V	1.50

Momentary Pushbutton Switch
 5 amp 36V. D.C.
 SPST **89¢**

A.C. Adapters

9 volt 100 mil W/2 1/2mm plug	\$1.25
9 volt 200 mil W/2 1/2mm plug	\$1.99

In-Line Fuseholder
 Comes With 3A Fuse
46¢

Reed Relay
 6 volt .5 amp
 10 watt 200 V. D.C. Switch
99¢

Broadband CATV AMP, NPN, Silicon
 TRW No. PT4640
\$4.95

Trim Pots
 Made By CTS
 Bulk Packed ALL VALVES
20¢ each

250ohm, 8k, 25k, 50k, 500ohm, 20k, 30k

IN34 Special
25/\$1.00

3 Wire A.C. Line Cord
 18/3
\$1.25 each

40 Conductor Ribbon Cable
 Flat Gray
 4 ft. **\$1.00**

Precision Crystal
 5.0688 mhz
\$3.95

SPECIAL BUY Adding Machine Paper
 1 3/4" Wide
 5 Rolls For **\$1.00**

Parts on Taped Reel
 Contains Diodes, Resistors, Capacitors
 2 Feet Only **\$1.50**

12 Pin Edge Connector, Single Sided
 only **49¢**

TRIMMER CAP Only **39¢**
 2-23PF

Non Polarized
 2.2mfd/25V **.35**

Cable TV Accessories
 VHF-UHF-FM 75r To 300 ohm Matching Transformer
79¢ ea.

2 Set 75 ohm Coupler/combiner
\$2.49 ea.

Dipped Tantalums

.47/50 Volts	.37
1/16 Volts	.29
1/25 Volts	.35
4.7/35 Volts	.62
15/16 Volts	.89

F.P. CANS
 3000mfd/50V **\$1.29**
 6800mfd/50V **\$1.89**

Buzzer
 9 Volt Only **65¢**

(QUANTITIES LIMITED ON SOME ITEMS)

ELECTRONIC MART

90 E. Water Street
 Chillicothe, Ohio 45601
 614/773-1313
 CHECK, MONEYORDERS
 VISA, MASTERCARD

Terms: \$10.00 minimum order
 Add \$4.00 for shipping & handling (sorry no COD's)
 OHIO RESIDENTS ADD 4 1/2% SALES TAX

SEND FOR FREE CATALOG



CIRCLE 82 ON FREE INFORMATION CARD

• FREE •

10th ANNIVERSARY

CATALOG

Engineers,
 Technicians,
 Hobbyists

WIN

Test Equipment,
 Books,
 Discounts

Details in Big ANNIVERSARY CATALOG

Write For Catalog,
 Check Reader Service
 OR
 Pick Up Your Copy
 AT

TRI-TEK



7808 N. 27th Ave.
 Phoenix, AZ 85021

CIRCLE 77 ON FREE INFORMATION CARD

Fall & Winter '81 - TEST EQUIPMENT Electronic Component Catalog

FREE 160 Page Book

We carry the Following:

TEST EQUIPMENT

- B & K
- LEADER
- VIZ
- BECKMAN
- HITACHI
- GLOBAL SPECIALTIES
- DATA PRECISION
- HICKOK

ELECTRONIC COMPONENTS

- JAPANESE & MOTOROLA Transistors
- IC's, FET, Diodes
- Capacitors
- Resistors
- Connectors, Cables

TOOLS

- Weller, Ungar, Xcellite, Vaco, etc.



- Over 10 million components in stock to serve you
- Over 20,000 sq. ft. of warehouse in the East & West
- NO MINIMUM/NO SHIPPING on orders over \$100



FUJI-SVEA®
P.O. Box 40325 Cincinnati OH 45240
Dept. Radio-Electronics

CALL TOLL FREE
800-421-2841
Local: 513-874-0220
Telex: 182 392

Name _____ Phone _____
Company _____
Address _____
City _____ State _____ Zip _____

CIRCLE 47 ON FREE INFORMATION CARD

COMPUTER HOBBYIST SPECIALS!

WHILE THEY LAST!!!!
SAVE!!



Daisy Wheel Terminals

RS-232, used, off-lease. Features Diablo Hytype 1 printer, up to 30 CPS, plot & text modes, dual pitch and much, much more. Includes data, operation manual, schematics. "As-is" machines may need some service.

Add \$40 for Hdlg. and Pkg.
Pay Shipping When Delivered.

TESTED & FUNCTIONAL AS-IS ONLY
NOW ONLY **\$999.00** **\$799.00** ea.

Modified I/O "SELECTRIC*-II" Printer

Stepper driven platen & carrier. Takes Selectric II ribbon cartridges. Steppers reduce mechanical failure rate. Uses opto-sensors for all feedback and keyboard sensing and solenoids for character selection & functions. Sophisticated design. Rebuild into a typewriter or drive with a micro processor for bi-directional printing & 4-way plotting. Does not include drive circuitry or power supply. Mostly whole, "as-is", no type element included. Includes I/O data & schematics. Fantastic possibilities. Removed from sophisticated word processors.



NOW ONLY
\$349.00 EACH

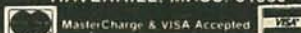
Add \$20 For Hdlg. & Pkg. - Pay Shipping When Del.

Write or Call for our Bargain-Packed PERIPHERAL FLYER!!
Prices are Subject to Change on All Items

**COMPUTERS,
PERIPHERALS,
UNLIMITED!**

617/372-8637

18 GRANITE STREET
HAVERHILL, MASS. 01830



CIRCLE 55 ON FREE INFORMATION CARD

UNBELIEVABLE!

HITACHI 30 MHZ DUAL TRACE OSCILLOSCOPE

AT THE LOWEST PRICES
YOU CAN FIND!



Model V302B

List 995.00

Sale 815.00

See below for freight allowance

- Signal delay line
- 5" CRT
- 12 ns rise time
- TV sync separator
- 1 mV/division sensitivity (max.)
- Vertical magnifier (x5)
- Sweep magnifier (x10)
- X-Y operation
- Front panel trace rotation
- CH1, CH2, Add, Diff. display modes
- "Z" axis (intensity) modulation
- Two years parts and labor warranty
- Two -X10 probes included!

15 MHz dual trace AN EVEN GREATER VALUE!



Model V152B

List 735.00

Sale 599.95

- 5" CRT
- 24 ns rise time
- TV Sync separator
- 1 mV/div sensitivity to 5 MHz
- Vertical and sweep magnifiers
- Front panel trace rotation
- Five modes of vertical deflection
- Two years parts and labor warranty
- Two -X10 probes included

ALL OTHER HITACHI SCOPES ON SALE

50 MHz, 100 MHz, 35 MHz, 20 MHz. Call for details
Also available:

Leader Instruments, Beckman, Univolt, Fluke,
and other quality test equipment.

To order call toll free: (800) 423-5336

In Calif. (800) 423-5336

Local, Alaska, Hawaii (213) 701-5848

A DIV. OF ALLIANCE RESEARCH CORP

ORA Electronics

18215 Parthenia St. Northridge, CA 91325

TERMS: All items are subject to prior sale. Limited quantity on hand.
Payment: Visa, Mastercard accepted. Exact freight and insurance will be added.
C.O.D. orders accepted from recognized businesses.
Prepaid orders: Payment must be made with U.S. currency. Orders paid with personal or company check will be held for check to clear.
Free freight policy: Prepaid orders paid by cashiers check will be shipped UPS freight free to any point in the continental U.S. (Alaska, Hawaii, Canada excluded.)

CIRCLE 44 ON FREE INFORMATION CARD

VIDEO PRODUCTS & ACCESSORIES

36 Channel Up Converter for TV & VTR



Model V5736

- Allows complete programming of VTR
- Watch or record any combination of standard or Pay-TV programs
- Receives Midband and Superband channels on UHF
- For Beta/VHS type recorders

TEKNIKA Wireless Remote Control TV Tuner

Model 6301



OUR PRICE **\$109.95**
Reg. \$169.95


- Easy to install; just 4 wires
- Electronic channel selection and indication. VHF: 2-12, UHF: 14-83,
- CATV midband: A-1
- Ultra-Infrared Beam Control
- Master power switch

TV Accessories


7002 VHF/FM Amplifier  **\$ 9.95 ea.**


7004 VHF/FM Amplifier  **\$12.95 ea.**

Coax Accessories

F3F 3ft, 75 ohms RG59 cable, F-F connector  **\$1.25 ea.**

F6F 6 ft, 75 ohms RG59 cable, F-F connector **\$1.50 ea.**

MT-1 75-300 ohms matching transformer  **\$.75 ea.**

CA-2411 5-900 MHz, 2-way mini splitter  **\$1.75 ea.**

CA-2444 5-9000 MHz, 4-way splitter  **\$2.95 ea.**

DCS-A/B A/B CATV/MATV Switch  **\$9.00 ea.**

FORDHAM

855 Conklin St. Farmingdale, N.Y. 11735

- Master Charge
- BankAmericard
- VISA ■ COD
- Money Order
- Check

ADD FOR SHIPPING AND INSURANCE COD's extra
to \$ 250.00 \$ 4.50
\$251.00 to 500.00 8.00
\$501.00 to 750.00 8.50
\$751.00 to 1000.00 12.00
over 1000.00 12.50

N.Y. State residents add appropriate sales tax
Minimum order \$25 plus \$4.50 shipping and handling.

TOLL FREE (800)645-9518

in N.Y. State call (516) 752-0050


FUJITECH AUDIO KITS

LATEST AUDIO TECHNOLOGY FROM JAPAN

Model A501 Power Amp

- Pure Class A 25W + 25W
- Switchable to Class AB 100W + 100W
- Switchable to Bridge Class A 100W mono
- Switchable to Bridge Class AB 300W mono
- Frequency Response 5-200KHz (-1dB)
- Signal-to-Noise Ratio 120dB
- Non-magnetic Chassis
- "Out-board" comprehensive protection circuitry
- DC circuitry with limited use of NFB
- High Efficiency Fluid Convection Cooling
- THD under 0.007%

KIT ONLY
\$299.00



\$299.00

Model A502 DC Stereo Control Center

- Direct DC coupling from Input to Output
- DC servo circuitry
- Cascade FED Input in all stages
- Separate Moving Coil RIAA amplifier
- Distortion below 0.005% (3V)
- Max Output 15V
- Frequency Response 20Hz-20KHz ±0.2 dB
- Maximum Phono Input
MC = 16mv RMS (1KHz)
MM = 270mv RMS (1KHz)
- Built-in Headphone amplifier
- Relay Output Muting

KIT ONLY
\$349.00




\$349.00

Model A1033 Integrated Tube Amplifier

- Latest Japanese Design
- Distortionless Output Transformer using special winding techniques
- Most circuitry on PCB for easy assembly and humfree performance
- Output 30W × 2 Ultra Linear (Switchable to Triode)
15W × 2 Triode Output (near class A performance)
- THD under 0.4%
- Frequency Response 30~30,000 Hz (-1dB)
- Separate Pre-Out and Main-In

KIT ONLY
\$499.00



\$499.00

Send \$5.00 for each assembly manual, refundable with order.

Monarchy Engineering, Inc.
380 Swift Avenue, Unit 21
South San Francisco, CA 94080

Visa or Mastercharge acceptable.



ISO-3

DON'T BLAME THE SOFTWARE!

Pat. #4,259,705

Power Line Spikes and Hash often cause memory loss or erratic operation. Often floppies, printer & processor interact!

OUR patented ISOLATORS eliminate equipment interaction AND curb damaging Power Line Spikes, Surges and Hash.

Filtered 3-prong sockets and integral Spike Suppression. 125 VAC, 15 Amp, 1875 W Total - 1 KW per socket.

ISO-1 ISOLATOR. 3 Filtered Sockets; 1000 Amp 8/20 usec Spike Suppressor \$62.95

ISO-4 ISOLATOR. 6 Filtered Sockets; 1000 Amp 8/20 usec Spike Suppressor \$106.95

ISO-3 SUPER-ISOLATOR. 3 DUAL filtered Sockets; 2000 Amp 8/20 usec Spike Suppressor \$94.95

ISO-7 SUPER-ISOLATOR. 5 DUAL filtered Sockets; 2000 Amp 8/20 usec Spike Suppressor \$154.95

Master-Charge, Visa, American Express
TOLL FREE ORDER DESK 1-800-225-4876
(except AK, HI, MA, PR & Canada)

Electronic Specialists, Inc.

171 South Main Street, Natick, MA 01760

Technical & Non-800: 1-617-655-1532

CIRCLE 27 ON FREE INFORMATION CARD

FOTO-SLAVE TRIGGER KIT

PROBABLY THE MOST SENSITIVE SLAVE TRIGGER KIT ON THE MARKET. NOT AFFECTED BY AMBIENT LIGHT. MUCH SUPERIOR THAN LASER TYPES. THIS KIT CAN OPERATE FROM BOUNCE OR INDIRECT FLASH. KIT INCLUDES ALL PARTS; CIRCUIT BOARD AND SYNC CORD. FOR CONNECTION TO STROBE. SIZE: 1.5" x 1". **C4450 \$6.00**

WHEEL OF FORTUNE KIT

Popular game device uses LEDs, transistors, and IC to give the effect of a bright red ball spinning around numbers. Unit emits sound as ball spins and finally stops on a number. Incl. all parts, faceplate & PC board. **C3806 \$9.99**

SEQUENTIAL LED FLASHER KIT

IC CIRCUITRY SEQUENTIALLY LIGHTS UP 10 RED LEDs CONTINUOUSLY. WITH ALL PARTS AND PC BOARD. SIZE: 5.25" x 1.5". REQUIRES 9V BATTERY. **C4431 \$6.75**

FASCINATION STAR KIT

PRODUCES AN "EXPLODING STAR" VISUAL EFFECT. USES 25 LEDs AND IC CIRCUITRY. GREAT ATTENTION GETTER FOR DISCOS, ETC. WITH ALL PARTS AND PC BOARD. SIZE: 5.25" x 3.4". REQUIRES 9V BATTERY. **C4432 \$10.95**

SOUND EFFECTS KIT

COMPACT KIT USES THE POPULAR 1176A77 CHIP TO CREATE PHASOR, LOCOMOTIVE, SIREN, SIRENS, ETC SOUNDS. WITH ALL PARTS, PC BOARD AND SPEAKER. SIZE: 3.25" x 4". REQUIRES 9V BATTERY. **KIT C4422 \$12.95**
ASSEMBLED C4423 \$15.95

GREEN NEONS

SAME AS NE2 EXCEPT GLOW BRIGHT GREEN. OPERATES ON 120VAC. CLASS B FOR \$7.00

PHOTOFLASH CAPS

350PF 330V C2926 .75
720PF 330V C2930 \$1.25

SOLAR POWER SALE

\$2.95 GIANT 3" WHOLE CELL CANVA. OUTPUT .4V AT 100MA

120 VAC Xenon Strobe Kit

Complete system with Xenon tube, power supply, and control panel. Includes assembly manual. **C23071 \$7.50**

LARGER SOLAR PANELS

4V 125MA \$25.00 C4405
3.2V 125MA \$49.00 C4410
12V 250MA \$85.00 C4411
12V 500MA \$150.00 C4419



P.O. BOX 27038
DENVER, COLORADO 80227

- Phone Orders 303-781-5750
- Minimum AD Order \$6.00
- Please include \$1.50 for postage
- VISA MC accepted
- Phone orders are welcome

Send for our free catalog of unique items

CIRCLE 29 ON FREE INFORMATION CARD

16K Memory

4116-200ns

8/17.50

ALL MERCHANDISE 100% GUARANTEED!

CALL US FOR VOLUME QUOTES

JDR MICRODEVICES, INC IS PROUD TO
ANNOUNCE THE OPENING OF OUR
NEW RETAIL SHOWROOM
**BAY AREA RESIDENTS
STOP BY 1224 BASCOM AVE.**

LS SERIES

74LS00	25	74LS164	95
74LS01	25	74LS165	95
74LS02	25	74LS166	2.40
74LS03	25	74LS168	1.75
74LS04	25	74LS169	1.75
74LS05	25	74LS170	1.75
74LS08	35	74LS173	80
74LS09	25	74LS174	95
74LS10	25	74LS175	95
74LS11	35	74LS181	2.15
74LS12	35	74LS182	2.15
74LS13	45	74LS190	1.00
74LS14	1.00	74LS191	1.00
74LS15	35	74LS192	85
74LS20	25	74LS193	95
74LS21	35	74LS194	1.00
74LS22	25	74LS195	95
74LS26	35	74LS196	85
74LS27	35	74LS197	85
74LS28	35	74LS221	1.20
74LS30	25	74LS240	1.85
74LS32	35	74LS241	1.85
74LS33	55	74LS242	1.85
74LS37	55	74LS243	1.85
74LS38	35	74LS244	1.75
74LS40	25	74LS245	2.85
74LS42	55	74LS247	76
74LS47	75	74LS248	1.85
74LS48	75	74LS249	99
74LS49	75	74LS251	1.30
74LS51	25	74LS253	85
74LS54	35	74LS257	85
74LS55	35	74LS258	85
74LS63	1.25	74LS259	2.85
74LS73	40	74LS260	65
74LS74	45	74LS266	55
74LS75	50	74LS273	1.65
74LS76	40	74LS275	3.35
74LS78	50	74LS278	55
74LS83	75	74LS280	1.98
74LS85	1.15	74LS283	1.00
74LS86	40	74LS290	1.25
74LS90	65	74LS293	1.85
74LS91	89	74LS295	1.05
74LS92	70	74LS298	1.20
74LS93	65	74LS324	1.75
74LS95	85	74LS352	1.55
74LS96	95	74LS353	1.55
74LS107	40	74LS363	1.35
74LS109	40	74LS364	1.95
74LS112	45	74LS365	1.95
74LS113	45	74LS366	95
74LS114	50	74LS367	70
74LS122	45	74LS368	70
74LS123	95	74LS373	1.85
74LS124	2.99	74LS374	1.80
74LS125	95	74LS377	1.45
74LS126	85	74LS378	1.18
74LS132	75	74LS379	1.35
74LS136	55	74LS385	1.90
74LS137	99	74LS386	65
74LS138	75	74LS390	1.90
74LS139	75	74LS393	1.90
74LS145	1.20	74LS395	1.85
74LS147	2.49	74LS399	1.70
74LS148	1.35	74LS447	.37
74LS151	75	74LS490	1.95
74LS153	75	74LS689	1.65
74LS154	2.35	74LS669	1.89
74LS155	1.15	74LS670	2.20
74LS156	95	74LS674	9.65
74LS157	75	74LS682	3.20
74LS158	75	74LS683	2.30
74LS160	90	74LS684	2.40
74LS161	95	74LS685	2.40
74LS162	95	74LS688	2.40
74LS163	95	74LS689	2.40

8200

8202	45.00
8205	3.50
8212	1.95
8214	3.90
8216	1.85
8228	2.50
8228	1.85
8228	4.95
8237	19.95
8238	4.95
8243	4.50
8250	14.95
8251	5.50
8253	9.85
8253-5	9.85
8255	5.25
8255-5	5.25
8257	9.00
8259	7.00
8272	39.95
8275	29.95
8279	10.50
8279-5	10.50
8282	6.65
8283	6.65
8284	5.80
8286	6.65
8287	6.65
8288	25.00
8289	49.95

MPU'S

8035	16.95
8039	19.95
8080A	3.95
8085	12.95
8086	99.95
8088	39.95
8155	11.95
8156	11.95
8185	29.95
8185-2	39.95
8741	39.95
8748	69.95
8755	49.95

Z80

Z80	8.95
Z80A	9.95
Z80B	19.95
Z80-PIO	6.50
Z80A-PIO	8.60
Z80-CTC	6.50
Z80A-CTC	8.65
Z80-DART	15.25
Z80A-DART	18.75
Z80-DMA	17.50
Z80A-DMA	27.50
Z80-SIO/0	23.95
Z80A-SIO/0	28.95
Z80-SIO/1	23.95
Z80A-SIO/1	28.95
Z80-SIO/2	23.95
Z80A-SIO/2	28.95
Z80-SIO/9	17.95
Z80A-SIO/9	22.95

MISC.

8T26	1.69	3242	9.95
8T28	2.49	AY5-1013	3.95
8T95	.99	TR1602	4.95
8T96	.99	IM6402	7.95
8T97	.99	1771	24.95
8T96	.99	1791	36.95
1488	.99	1793	49.95
1489	.99	UPD765	39.95
DM8131	2.95	8272	39.95
14411	9.95	74C923	5.95

WE HAVE

7400	SERIES	TTL
74S00	SERIES	SHOTTKEY
74C00	SERIES	CMOS
4000	SERIES	CMOS
4500	SERIES	CMOS
82S	SERIES	PROMS

CALL US FOR PRICING

6800

6800	6.95
6802	11.95
6809	37.95
6810	4.60
6820	4.95
6821	4.95
6828	9.95
6834	16.95
6840	14.95
6843	42.95
6844	44.95
6845	29.95
6847	15.95
6850	4.75
6852	5.75
6860	10.95
6862	11.95
6871	25.95
6875	6.95
6880	2.95

T.V. CIRCUITS

MC1330	1.89
MC1350	1.29
MC1358	1.79
LM380	1.29
LM388	1.50
LM565	.99
LM741	.99
LM1310	2.90
LM1800	2.99
LM1889	2.49

TRANSISTORS

PN2222	10/1.00	100/8.99
2N3904	10/1.00	100/8.99
2N3906	10/1.00	100/8.99
2N3055	.79	10/6.99
IN4148		25/1.00
IN4004		10/1.00

6502

6502	6.95
6502A	12.95
6504	6.95
6505	8.95
6520	4.95
6522	9.95
6532	14.95
6551	14.95

CALL JDR BEFORE YOU BUY!
WE WILL BEAT ANY COMPETITORS PRICES.

800-538-5000

800-662-6233

(CALIFORNIA RESIDENTS)

EPROMS

1702	256 x 8 (1us)	4.95	4.50
2708	1024 x 8 (450ns)	3.95	3.50
2758	1024 x 8 (450ns)(5v)	9.95	8.95
TMS2516	2048 x 8 (450ns)(5v)	7.95	6.95
2716	2048 x 8 (450ns)(5v)	5.95	5.50
2716-1	2048 x 8 (350ns)(5v)	12.95	11.95
TMS2716	2048 x 8 (450ns)	9.95	8.95
TMS2532	4096 x 8 (450ns)(5v)	19.95	17.95
2732	4096 x 8 (450ns)(5v)	16.50	15.95

STATIC RAMS

2101	256 x 4 (450ns)	1.95	1.85
2102-1	1024 x 1 (450ns)	.89	.85
21L02-1	1024 x 1 (450ns)(LP)	1.29	1.15
2111	256 x 4 (450ns)	2.99	2.49
2112	256 x 4 (450ns)	2.99	2.79
2114	1024 x 4 (450ns)	8/17.95	2.10
2114L-2	1024 x 4 (200ns)(LP)	8/22.95	2.45
2114L-3	1024 x 4 (300ns)(LP)	8/21.95	2.45
2114L-4	1024 x 4 (450ns)(LP)	8/18.95	2.25
TMS4044-4	4096 x 1 (450ns)	3.49	3.25
TMS4044-3	4096 x 1 (300ns)	3.99	3.75
TMM2016	2048 x 8 (200ns)	CALL	
HM6116	2048 x 8 (200ns)	CALL	

DYNAMIC RAMS

4027	4096 x 1 (250ns)	2.50	2.00
4116-150	16,384 x 1 (150ns)	8/19.95	2.35
4116-200	16,384 x 1 (200ns)	8/17.50	1.95
4116-300	16,384 x 1 (300ns)	8/16.95	1.85
4164	65,536 x 1 (200ns)	CALL	

LP=LOW POWER

DIP SWITCHES

4 position	.85
5 position	.90
6 position	.95
8 position	.95

CONNECTORS

RS232 MALE	3.25
RS232 FEMALE	3.75
RS232 HOOD	1.25
S-100 ST	3.95
S-100 WW	4.95

LEDS

Jumbo Red	10/1.00
Jumbo Green	6/1.00
Jumbo Yellow	6/1.00
5082-7760 43°C	.79
MAN74 3°C	.99
MAN72 3°C	.99

IC SOCKETS

1-100		100pcs	
8 pin ST	.13	.11	
14 pin ST	.15	.12	
16 pin ST	.17	.13	
18 pin ST	.20	.18	
20 pin ST	.29	.27	
22 pin ST	.30	.27	
24 pin ST	.30	.27	
28 pin ST	.40	.32	
40 pin ST	.49	.39	

ST = SOLDER TAIL			
8 pin WW	.59	.49	
14 pin WW	.69	.52	
16 pin WW	.69	.58	
18 pin WW	.99	.90	
20 pin WW	1.09	.98	
22 pin WW	1.39	1.28	
24 pin WW	1.49	1.35	
28 pin WW	1.69	1.49	
40 pin WW	1.99	1.80	

WW = WIREWRAP

VOLTAGE REG'S

7805T	.89	7905T	.99
7808T	.99	7912T	.99
7812T	.89	7915T	1.19
7815T	.99	7924T	1.19
7824T	.99		

7805K	1.39	7905K	1.49
7812K	1.39	7912K	1.49
7815K	1.39	7915K	.79

78L05	.69	79L12	.79
78L12	.69	79L15	.79
78L15	.69	LM317K	3.95
LM309K	1.49	LM323K	4.95
LM317T	1.95	LM337K	3.95

T=TO-220 K=TO-3 L=TO-92

LINEAR

LM301V	.34	LM741V	.29
LM308V	.98	LM747	.79
LM309K	1.49	LM748V	.59
LM311	.64	LM1310	2.90
LM317T	1.95	MC1330V	1.89
LM317K	3.95	MC1350V	1.29
LM318	1.49	MC1358	1.79
LM323K	4.95	LM1414	1.59
LM324	.59	LM1458V	.69
LM337K	3.95	LM1488	.99
LM339	.99	LM1489	.99
LM377	2.29	LM1800	2.99
LM380	1.29	LM1889	2.49
LM388V	1.50	LM3900	.59
LM555V	.39	LM3909V	.98
LM556	.69	LM3914	3.95
LM565	.99	LM3915	3.95
LM566V			

ADVERTISING INDEX

RADIO-ELECTRONICS does not assume any responsibility for errors that may appear in the index below.

Free Information Number	Page
31	AMC Sales 138
58	Active Electronics 113
—	Advance Electronics 10-11, 22,30
5	Advanced Computers 122-123
52	Albia Electronics 99
35	All Electronics 140
49,37	Ancrona 116,141
90	Antenna Specialists 33
63	BBC, Metrawatt Goerz 2
72	B & K Precision Dynascan Corp. 13
—	Bagnall Electronics 116
—	Kanel Barta 115
38	Beckman-Electro Products Group Cover 3
—	Bullet Electronics 134
55	CFR, Associates 143
—	CIE, Cleveland Institute Of Electronics.. 34-37
17	Central Point Software 120
29	Chaney Electronics 144
7	Colorado Electronics 121
—	Command Production 112
85	Communications Electronics 9
40	Components Express 128
39	Concord Computer Products 139
—	Cook's Institute 112
33	Cooper Group Cover 2
2	Creative Computing 93
—	Dage Scientific 115
—	Data Service 115
—	Devtronix's Organ Inc. 115
14	Digi-Key 137
66	Eico 109
10	Electronics Book Service 23

82	Electronic Mart 142
27	Electronic Specialists, Inc. 144
—	Electronic Technology Today 120
71	Enterprise Development Corp. 111
68	Etc. 136
46	Extronix 124
—	Fanon/Courier Corp. 115
—	Fordham 28,144
6	Formula International 126-127
47	Fuji-Svea 143
87	Global Specialties 5
—	Global TV Electronics 128
20	Godbout 128
—	Grantham 32
84	Hal-Tronics 116
15	Hameg, Inc. 20
—	Heath/Zenith 52-53
65	Hitachi Denshi 38
61	Huntron Instruments 93
—	Information Unlimited 124
41	International Electronics Unlimited... 117
24	International Crystal Mfg. Co. 97
48	JDR, Microdevices 145
51	JS & A 1
4	Jameco Electronic 118-119
75	Javan Co. 138
28	Jensen Tools & Alloys 110
3	KLM 93
74	Keithley Instruments 24
83	H. J. Knapp 136
—	LT Sound 112
34	LeLand Products 93
88	Lincomm Corp. 98
76	MCM 114
—	McGee's Radio 115
57	McGraw-Hill 101, 104-106
23	Meshna Inc. 138
43	Micro Ace 134
—	Micro Management Systems 124
16	Midland Electronics 29
—	Monarchy Engineering 144
42	Mountain West 116
—	Nabih's Inc. 33
—	NRI Schools 16-19
—	NTS Schools 86-89
—	Netronics 75
62	North American Soar 32
54	Omega Sales 60
44	Ora Electronics 143
30	Paccom 32
79	Pacific One Corp. 31
56	Pac-Tec 97
80	Page Digital 132-133
19,73	Paia 28,97
9	Panasonic 7
45	Panavise 109
32,25	Poly Paks 32, 142
60	Popular Computing 73
81	Priority One 130-131
70	Protecto Enterprises 85
—	RCA 25
8,11	Radio Shack 65, 129
12	Ramsey Electronics 125
21	Realty Software 82
—	Sabadia Exports 116
—	Sabtronics 96
22	H. W. Sams 77
89,59	Shure Brothers 21
—	Simple Simon 136
91	Sinclair (Thandar) 59
67	Solid State Sales 140
—	Spacecoast Research 128
78	Suntronics Co., Inc. 124
13	Surplus Electronics Corp. 135
64	Techni-Tool Inc. 101
92	Tri-Star 27
77	Tri-Tek 142
69	TSE Hardside 85
18	Vector Electronics 31
26	Vermont Electronics 136
53	Viz Mfg. Co. 15
—	Wersi 101
86	Zenith Back Cover

A Best Friend



Classes, family help sessions, tours, cultural events and more, keep the service family busy and on a budget they can afford. For USO, it's been 40 years of helping servicemen and women, day by day.

Bonnie Franklin

The USO has a serious side, too. Sure USO provides recreation, shows and lots of fun for service personnel stationed far from home. But it also provides family services, travel assistance, information and emergency help.

Bob Hope



Support the USO through the United Way, OCF, or local USO campaign.

MOVING?

Don't miss a single copy of **Radio-Electronics**. Give us:

Six weeks' notice


Your old address and zip code

Your new address and zip code

ATTACH LABEL HERE

name (please print)
 address
 city state zip code

Mail to: Radio-Electronics
 SUBSCRIPTION DEPT., P.O. BOX 2520,
 BOULDER, COLO. 80322



Introducing the TECH™ 360 DMM. Never has it been so easy to do so much for so little.

Beckman's TECH 360 bench/portable DMM puts unmatched capability and convenience at your fingertips.

You can select from 8 functions and 31 ranges with one turn of the single selector switch.

On or off the bench, you can accurately measure all complex waveforms with True RMS AC functions. Extend resistance measurement to 1/100 ohm resolution. Read temperatures from -20°C to 1265°C. Perform continuity checks

quickly, with audible and visible indications. Measure up to 10 amps without adding special adaptors. All with 0.1% basic Vdc accuracy.

12,000 hour battery life

Designed for ultimate ease of operation, the TECH 360 delivers 12,000 hours continuous service (up to 4 years of normal use) from standard heavy-duty batteries. You'll never have to search for power outlets or contend with ground loop errors. The expense of rechargeable battery packs is eliminated.

The TECH 360 is available for just \$289 (U.S. only), including batteries. The companion TECH 350 (without RMS and temperature measuring capability) is priced at \$229.

For information on the complete line of Beckman DMMs and accessories, call your local distributor today. For the one nearest you call: (714) 993-8803 or write Beckman Instruments, Inc., Electro-Products Group, 210 South Ranger Street, Brea, California 92621.



Convenient storage and multiple viewing angles are featured in the new line of Beckman bench/portable DMMs.


BECKMAN

CIRCLE 38 ON FREE INFORMATION CARD

a line of antennas as strong as its name in time for your peak selling season

ZENITH

CHROMATENNA II^{T.M.}



VHF/UHF/FM Model 973-217 illustrated. Chromatenna II comes in seven combination VHF/UHF/FM...six VHF/FM models



Transmission Line Termination bleeds off static charges thru antenna system ground. Terminal stub improves front to back ratio on lower channels.



Aluminum Construction of all key metal parts works to eliminate rusting—provides long life. **Golden-Color Alodine Finish** is conductive—helps improve electrical performance!



High-Impact Plastic Insulators double-lock each element to the boom for extra bracing and durability.



FM Block reduces FM gain up to 12dB. Remove to receive full FM gain.



Corner Reflector Bracket enlarged and re-located in most models.



Zenith Dipole on UHF. (Combination models only.)



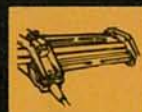
VHF Colinear Directors provide extra signal boost on both low and high band VHF.



Loading Straps—metal plates close to first VHF element insulators provide compensation for Lo and High band by tuning the first driven element with extra capacity.



Wide-Spaced, Heavy-Duty Feed Lines help prevent shorting from heavy build-ups of snow or ice.



Dual Isolator Bars insure no loss of UHF to VHF signal transfer. (Combination models only.)



Strain Relief Insulator accommodates either 300-OHM twin-lead, Foam lead or Coax downlead.



U-Bolt Mounting provides a larger clamping area; larger locking nut with teeth an integral part assures a more rugged U-BOLT arrangement.



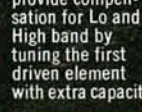
Optional Break-away UHF Wing Directors provide maximum gain of standard UHF channels with optional coverage of Hi UHF channels and translator frequencies when broken off. (Combination models only.)



Electrically Matched Terminals With Stainless Steel Screws eliminate mismatch...protect against rusting, and provide positive electrical contact with improved no-strip stainless steel serrated washers for the take off terminals.



Proximity Spaced Signal Balancer (Z elements) provides automatic taper control of periodic driver, improves impedance matching and signal leveling on both Lo and High band channels. Improves Channel 7 pattern.



Rugged 1" Square Boom provides extra strength compared to many round-type booms.



Sleeved Elements of heavy-duty construction afford extra bracing and protection.



Hi-Bracket with angled ends for added strength.

Zenith has quality easy-to-install antenna kits—UHF only, VHF YAGI and Stereo FM antennas as well as a complete line of reception aid equipment. See your Zenith distributor for news of his exciting money-making Fall programs and Catalog No. 902-2019!

ZENITH

The quality goes in before the name goes on®

Zenith Radio Corporation/Service, Parts & Accessories Division/11000 Seymour Avenue/Franklin Park, Illinois 60131

CIRCLE 86 ON FREE INFORMATION CARD