

Radio- Electronics


**BUILD YOUR OWN ROBOT:
ADD REMOTE CONTROL**

\$1.25 APRIL 1981

Build your own hi-fi noise reducer
One-IC programmable sound generator
Morse decoders for SW listeners

Selectric to computer interface
Wireless telephones for home
Small speakers with big bass

VIDEODISC 1981



The next revolution
in home entertainment
is here...today...NOW!



Weller.

EC1000 and EC2000—
two terrific soldering stations—
feature up-to-the-minute electronic controls.
Temperature is accurately calibrated, from 350°F to 850°F,
in 10° steps. Unit responds automatically to soldering
load variations. Maintains the temperature you select.
LED read-out (EC2000 only) shows actual tip temperature to
within 1°! Unbelievable? See your distributor.
Get an on-the-job demonstration.
Now!



from Cooper The Toolmaker^{T.M.}



The Cooper Group

BOKER® CRESCENT® LUFKIN® NICHOLSON® PLUMB® WELLER® WISS® XCELITE®
P.O. Box 728, Apex, North Carolina 27502. Tel: (919) 362-7510. Telex: 57949Z

CIRCLE 4 ON FREE INFORMATION CARD



RCA kicks in a \$10 discount on the Sidekick.

The RCA Sidekick. It's the rugged, large-capacity case for carrying the RCA Parts you need most for in-home TV servicing.

Now — for a limited time only — you can get your RCA Sidekick at a special \$10 discount from participating RCA Parts Distributors.

Only the Sidekick offers you these useful features:

- Space for 164 RCA standardized parts boxes.
- Five pull-out drawers including storage bin for tools, manuals and drop cloth.
- No-spill lock feature that keeps drawers in place.
- Rugged ABS plastic construction, riveted for extra strength and durability.

The RCA Sidekick makes in-home TV servicing faster and easier because it "organizes" your inventory and eliminates the need for separate kits for different TV chassis. Take this coupon to your participating RCA Parts Distributor today. You'll get \$10 off the price of the sensational RCA Sidekick.

This coupon worth \$10

toward purchase of one RCA 1F6200 Sidekick Carrying Case.

Dealer: Present this coupon to a participating RCA Parts Distributor for \$10 discount credit toward purchase of one RCA Sidekick Case. Offer not valid where prohibited. Limit: One \$10 discount per customer. (Offer expires 5/31/81.)

Distributor: See separate instructions and limitations for honoring this discount coupon.

Dealer Name _____

Street _____

City _____ State _____ Zip _____



RCA Distributor and
Special Products Division

Now, a mini-scope with the features most wanted by field engineers!

B&K-PRECISION'S new Model 1420 is a good example of what can materialize when a company listens well. This new 15MHz dual-trace mini-scope was designed by B&K-PRECISION engineers from a clean sheet of paper to respond to the special needs of field engineers... a *mini-scope* with *lab-scope* features.

So small in size (4.5"x8.5"x12"), the 1420 easily fits into a standard attache case with plenty of additional storage room for a DMM, tools and accessories. For use in any environment, the 1420 can be powered from an AC line, 10 to 16 VDC or an optional internal battery pack. Unlike some competitive mini-scopes, adding a battery pack will not add to the size of the slim 1420.

The rugged 1420 features dual-trace operation and an honest 15MHz response. In addition, its smooth roll-off provides useful response to 20MHz.

An efficient rectangular CRT displays waveforms with high brightness for good readability under all field service conditions.

Too many field-service mini-scopes sacrifice features and performance for compact size, handicapping the field engineer. The new generation 1420 has overcome these problems. In spite of its small size, the 1420 has eighteen sweep

ranges that span from 1 μ S/div. to 0.5S/div. in a 1-2-5 sequence; variable between ranges. Sweep magnification is X10, extending the maximum sweep rate to 100nS/div. For use with computer terminals or video circuits, a video sync separator is built in. For added ease of use, automatic selection of chop and alternate sweep modes is provided, as is front-panel X-Y operation.

The new 1420 mini-scope comes complete with two 10:1/probes and is available *now* from your local B&K-PRECISION distributor. Available options include carrying case and probe pouch.

To receive a free 16-page color brochure describing the 1420 and the complete B&K-PRECISION oscilloscope line, call toll-free, (800) 621-4627 (312) 889-9087 in Illinois.



B&K PRECISION DYNASCAN CORPORATION

6460 W. Cortland Street • Chicago, IL 60635 • 312/889-9087

International Sales, 6460 W. Cortland Street, Chicago, IL 60635 • Canadian Sales, Atlas Electronics, Ontario

CIRCLE 54 ON FREE INFORMATION CARD



Model 1420 \$825

REVISED DIRECTORY AVAILABLE DISK SPACE: 88%
148 05-08/90 00-00/00 DOCUMENT DESCRIPTION
12 00-00/00

Radio-Electronics

THE MAGAZINE FOR NEW
IDEAS IN ELECTRONICS

Electronics publishers since 1908

APRIL 1981 Vol. 52 No. 4

SPECIAL FEATURE

- 47 **VIDEODISC 1981**
Learn what you can expect from the first generation of videodisc players. **Chester H. Lawrence**

BUILD THIS

- 52 **COMPUTER-SELECTRIC INTERFACE**
An easy way to use an IBM *Selectric* terminal/printer for output from your computer. **E.G. Brooner**
- 65 **UNICORN-1 ROBOT**
Finishing up the conversion to radio control. **James A. Gupton, Jr.**
- 70 **AUDIO-SIGNAL RESTORATION UNIT**
Build this and "expand" your listening pleasure. **Joseph M. Gorin**

TECHNOLOGY

- 4 **LOOKING AHEAD**
Tomorrow's news today. **David Lachenbruch**
- 12 **SATELLITE TV NEWS**
The latest happenings in an exciting new industry. **Gary H. Arlen**
- 56 **PROGRAMMABLE SOUND GENERATOR**
A single IC that, under computer control, produces sound effects and even three-part harmony. **Bonaventura Antony Paturzo**
- 82 **HOBBY CORNER**
Remote volume control for your TV set. **Earl "Doc" Savage, K4SDS**

VIDEO

- 79 **TRONICS 2000**
A nationwide home-electronics service network. **Richard W. Lay**
- 100 **SERVICE CLINIC**
About phase-controlled power supplies. **Jack Darr**
- 101 **SERVICE QUESTIONS**
R-E's Service Editor solves technicians' problems.

RADIO

- 62 **MORSE CODE & RTTY DECODERS**
New devices make it effortless for you to decipher transmissions made using these modes. **Danny Goodman**
- 90 **COMMUNICATIONS CORNER**
Cordless telephones—how they work. **Herb Friedman**

AUDIO

- 75 **BIG BASS FROM SMALL SPEAKERS**
Miniature speakers produce more than their share of bass with an electronic assist. **Len Feldman**

EQUIPMENT REPORTS

- 26 **Keithley Model 130 DMM**
- 32 **A P Products Powerace 103**
- 34 **Heath Model VF-7401 Scanning Transceiver**
- 35 **B&K Precision Model 1520 20-MHz Oscilloscope**
- 37 **Wilson WV-1A Four-Band Vertical Antenna**
- 42 **Non-Linear Systems Model MLB-1 Logic Probe**
- 44 **Drake R7 General Coverage Receiver**

DEPARTMENTS

- | | |
|----------------------------------|-------------------|
| 16 Advertising and Sales Offices | 22 Letters |
| 128 Advertising Index | 105 Market Center |
| 106 Computer Market Center | 86 New Products |
| 16 Editorial | 94 Radio Products |
| 129 Free Information Card | 6 What's News |

ON THE COVER

Within a few months, three different videodisc systems will be competing in the marketplace. Each has its own advantages...and drawbacks. Find out how the systems compare with one another beginning on page 47.



INTERFACING AN IBM SELECTRIC mechanism to your computer doesn't have to be complicated. A four-IC solution begins on page 52.



ELECTRONIC SERVICING is entering a new era. Discover how a small shop can provide the services of a large organization. Story starts on page 79.

Radio-Electronics (ISSN 0033-7862) Published monthly by Gernsback Publications, Inc., 200 Park Avenue South, New York, NY 10003. Controlled Circulation Postage Paid at Concord, NH. One-year subscription rate: U.S.A. and U.S. possessions, \$13.00. Canada \$16.00. Other countries, \$18.00. Single copies \$1.25 © 1981 by Gernsback Publications, Inc. All rights reserved. Printed in U.S.A.

Subscription Service: Mail all subscription orders, changes, correspondence and Postmaster Notices of undelivered copies (Form 3579) to Radio-Electronics Subscription Service, Box 2520, Boulder, CO 80322.

A stamped self-addressed envelope must accompany all submitted manuscripts and/or artwork or photographs if their return is desired should they be rejected. We disclaim any responsibility for the loss or damage of manuscripts and/or artwork or photographs while in our possession or otherwise.

looking ahead

VIDEO IN 1980

A final surge in the last two months of the year pushed 1980 home-VCR sales to 804,663 units, up 69.3% from the 475,396 sold in 1979. Color-TV sales chalked up their second-best performance in history, totaling 10,162,276; that's less than 1% behind 1978's record 10,236,319. Even black-and-white sets shared in the upturn, turning in their best sales since 1973.

AUTOFOCUS



Autofocus obviously is going to be the magic word for home color-video cameras this year, and the feature is expected to sweep the video business within the next 12 months. Three brands have already been announced and should be available by the time you read this. Probably the most interesting is a compact unit from Akai that weighs only about five pounds, yet includes a two-speed 6:1 power-zoom lens, automatic fade of both picture and sound, electronic viewfinder and a positive-negative reversal feature making it possible to make tapes from film negatives or produce special effects. With an $f1.3$ lens, it requires only five foot-candles of light and is list-priced at \$1,150. Hitachi's autofocus model, which lists at \$1,000, also has all deluxe features, as does Toshiba's self-focuser at \$1,395.

NEW IN VCR's

The first combination PCM digital audio recorder and VCR is Hitachi's VHS unit, scheduled for marketing late this year. It will be priced at about \$3,000, about the same as previously introduced PCM converters that require the addition of a VCR. The lightest portable VCR that uses a standard cassette (VHS) is expected to be shown this May by RCA. The unit is made by Hitachi, and weighs less than 11 pounds. It's the lightest we know about to date but Sony and Zenith will show Betas that may also break the 11-pound barrier.

Speaking of lightweight VCR's, Technicolor has introduced a one-hour mini-cassette for its seven-pound non-standard recorder (see **Radio-Electronics**, November 1980 issue). The previous cassettes recorded for only 30 minutes. Technicolor also added a tuner-timer accessory (so that its little portable can record broadcast material) and a version of its recorder with a built-in 7 $\frac{1}{2}$ -inch color TV set (total weight 21 pounds). Look for more stripped-down VCR's to be marketed at low prices to compete with videodiscs. Sanyo's \$695-list unit (which sells for as low as \$499 in some places) was first, followed by somewhat more expensive units from Magnavox, Panasonic, and Quasar. The Sanyo is a single-speed unit, while the latter three are three-speed recorders but lack such features as sound dubbing.

DISC JOCKEYING



"We can do anything better than you," said Hitachi, Sanyo, and Toshiba to RCA at the recent Consumer Electronics Show in Las Vegas. The three companies introduced their own versions of the RCA-developed CED player (all to be priced at the same \$499.95 as RCA's), but all claimed their own to be more compact and generally better than the RCA brand. Both Hitachi and Sanyo have two-speed forward and reverse visual scan where RCA has a single speed. Toshiba has fingertip solenoid switches and says it soon will add motorized disc insertion and reject. Hitachi has a stereo-sound output jack on the back, to accommodate a black box as soon as RCA finalizes the parameters for its stereo soundtrack. All three newcomers have audio and video outputs, that RCA's player lacks. For technical details of the RCA system see the article in this issue.

CES saw previews of more new video equipment. Fisher was the first to show a video component system in the United States (although Sony is selling one in Japan.) Fisher's unit contained modules with a 26-inch color monitor, another with a TV tuner and optional optical videodisc player and Beta VCR, with plenty of space for audio components. Two floor-standing speakers complete the ensemble. Sansui demonstrated its version of the Japanese-developed VHD disc system, but said that it might introduce the RCA-type CED here instead. Advent proclaimed it would have a Pioneer-made LaserVision optical videodisc player and a special Sony-built Beta VCR with Dolby noise reduction and stereo sound. Korea's Samsung and Gold Star both showed prototype optical disc players. Sharp showed a VHD player but word from Japan indicates it will market CED here.

MORE PROJECTORS


The same show saw some new projection-TV debuts. Advent demonstrated a one-piece system designed to overcome the problem of what to do with projection television when you're not watching it—the screen folds across the top of the projector to make a good-looking walnut-finish table. Fisher demonstrated a 46-inch rear-projection set, while Fisher's parent, Sanyo, showed a one-piece front-projection 50-inch unit. NEC entered the projection-TV market under its own name with a 60-inch one-piece unit using Novabeam tubes made in Japan under license from Kloss Video. Mitsubishi showed a high-brightness version of its single-piece set.

DAVID LACHENBRUCH
CONTRIBUTING EDITOR

**It's portable. It's affordable.
Just plug it in.**



New HOT VAC[®] desoldering system Model 4000.



Features such as these make the Ungar HOT VAC 4000 the easiest, most cost-effective way to desolder.

- It has a self contained vacuum source, so you don't need shop air.
- It's light, compact, easy to carry.
- You can use it anywhere there's an electrical plug-in outlet.
- The biomechanically designed handle reduces fatigue, increases productivity.
- The control switch is conveniently located on the handle.

**CALL TOLL FREE (800) 421-1538
IN CALIFORNIA PHONE (213) 774-5950**

Ungar[®]

Division of Eldon Industries, Inc., P.O. Box 6005,
Compton, CA 90220 Phone: (213) 774-5950

CIRCLE 48 ON FREE INFORMATION CARD

what's news

Computers to work with light beams?

Ohio State University reports progress on a computer that uses light beams to carry and process data. The project is being funded by NASA's Lewis Research Center, and involves scientists from Denver University as well as Ohio State.

The light computer will theoretically move information much faster than is possible with present-day technology. But the new computer will not be able to dispense with IC's altogether—they will still have a place within its complex configurations.

Latest predictions are that the new computer may be ready for mass production in about five years.

New thermographic system has color video display

An improved thermal imaging system extends the capabilities of the Hughes Probeye infrared viewer to include a color video display of the heat picture being viewed.

The thermograph, now familiar to many because of the heat pictures of Mt. St. Helens published in many magazines, is a photograph-like image of an object taken by heat waves instead of light. Thus the hottest part of the picture shows up lightest (or darkest) and the shadings fall off (or get

lighter) over the cooler portions of the object thermographed.

In the new Hughes *TIP-1400*, the video display is presented in 16 colors, each indicating a particular temperature range. The system can also display an isothermal area (a region of uniform temperature) showing one temperature level only, while cancelling out all the others.

The system is designed for use in such applications as temperature monitoring in glass, metal and ceramic production, for heat checks on heavy machinery, and to help spot insulation leaks in heating and air-conditioning systems.

Including a Probeye viewer, an image-conversion unit and the color video display, the Hughes *TP-1400* thermographic system sells "for under \$30,000."

Radar-gun accuracy

Jon Svensson, of Normal, IL, found guilty of speeding on the evidence of a K-15 radar gun, insists that had he been allowed to introduce expert witness he could have shown that a radar gun might give a wrong reading in the circumstances under which he was arrested. The judge ruled that the testimony would have been prejudicial to the jury because it was not relevant to the case.

The expert, Jay Schreiber, stated that because of the angle between Svensson's car and the police vehicle, the radar gun should have read a little less than 20 miles per hour for the 28-mph speed at which Svensson claimed he was traveling. But, said Schreiber, the gun does not read speeds of less than 20 mph, and the result was a double-bounce effect that caused the gun to read 39 miles per hour instead of a little more than 19.

Even without the technical testimony, the jury deliberated three hours before reaching a verdict of guilty.

New echo canceller eases satellite communications

Echo, or reflection due to impedance mismatch on wire lines, has long been a problem in telecommunications. Now, with the great distances of satellite communications, it becomes a tricky problem in radio transmission.

The echo problem has been attacked with echo suppressors—sophisticated electronic switches that compare the signals in the two directions of a transmission, decide which is the main signal, then place a high loss in the path of the reflected one. Unfortunately, when simultaneous conversion is involved, speech is often blocked or "chopped," annoying the listener or even damaging intelligibility.


The new echo canceller—developed by RCA American Communications in cooperation with COMSAT and others—inserts a reverse replica of the original echo signal into the circuit instead of a loss, thus effectively annihilating the echo while allowing the speech to pass undisturbed. Results so far have been so successful that RCA Americom plans to install echo cancellers on all private line circuits as a matter of course.

DuPont and Philips join in audio, video fields

The DuPont Co. and N.V. Philips have announced a joint venture in the manufacture and worldwide sale of magnetic tape and cassette products. The new product is called PD Magnetics. DuPont is bringing its experience in magnetic and chemical technology, and Philips is contributing its skills in engineering and marketing consumer electronic and magnetic tape products to the new company.

The parent companies believe that combining their skills and expertise will make PD Magnetics an organization that can become a leading supplier of audio and video products—a market that may reach \$4 to \$5 billion by 1985.

Production of PD Magnetics tape products is slated for early 1981 in Oosterhout, Netherlands. **R-E**



HUGHES TIP-1400 THERMAL VIDEO SYSTEM displays a color "heat picture" of the object being viewed, in 16 colors. Each color represents a temperature range. The "picture" can be zoomed up to four times original size, or one frame can be frozen and displayed for any desired length of time.

"No one else gives you as many functions in a handheld DMM."

Now you can move up to Fluke."

We've got great news for people who've been holding out for a high quality, high performance DMM at a moderate price: Fluke's new nine-function model D 804 is now available at select electronics supply stores.

With a suggested list price of only \$229 and features you won't find in any other handheld DMM, the D 804 is an exceptional value. Here's why.

Logic level and continuity testing: A real time-saver for troubleshooting passive circuits in pcb's, cables, relay panels and the like. The D804 has a switch-selectable audible tone and visual symbols to indicate continuity or logic levels.

Direct temperature readings in °C: Used with any K-type thermocouple,

the D804 delivers fully-compensated readings in °C from -20°C to +1265°C, for checking heating and refrigeration systems.

Peak hold feature captures transients: A short-term memory in the D804 captures and holds peak readings.

And more: 0.1% basic dc accuracy, conductance, 26 measurement ranges, battery, safety-designed test leads and a one year parts and labor warranty. A full line of accessories is also available to extend the measurement capabilities of your DMM.

Ask your dealer about the powerful, versatile D804 and the rest of Fluke's new Series D line of low-cost digital multimeters.



From the world leader in DMM's. Now we've designed one for you.




*Suggested U.S. list price
For technical data circle no. 43

If your dealer doesn't carry Series D
Multimeters yet, call this number. We'll be
happy to tell you who does. 1-800-426-9182

FLUKE[®]

Now NRI takes you inside the new TRS-80 Model III microcomputer to train you at home as the new breed of computer specialist!

NRI teams up with Radio Shack
advanced technology to teach you
how to use, program, and service
state-of-the-art microcomputers.



It's no longer enough to be just a programmer or a technician. With microcomputers moving into the fabric of our lives (over 200,000 of the TRS-80™ alone have been sold), interdisciplinary skills are demanded. And NRI can prepare you with the first course of its kind, covering the complete world of the microcomputer.

Learn At Home in Your Spare Time

With NRI training, the programmer gains practical knowledge of hardware, enabling him to design simpler, more effective programs. And, with advanced programming skills, the technician can test and debug systems quickly and easily.

Only NRI gives you both kinds of training with the convenience of home study. No classroom pressures, no night school, no gasoline wasted. You learn at your convenience, at your own pace. Yet you're always backed by the NRI staff and your instructor, answering ques-

tions, giving you guidance, and available for special help if you need it.

You Explore the New TRS-80 Model III Inside and Out

NRI training is hands-on training, with practical experiments and demonstrations as the



Training includes new TRS-80 Model III microcomputer, solid state volt-ohm meter, digital frequency counter, and the NRI Discovery Lab with hundreds of tests and experiments.

very foundation of your knowledge. You don't just program your computer, you go inside it... introduce and correct faults... watch how circuits interact... interface with other systems... gain a real insight into its nature.

You also build essential test instruments like a solid state volt-ohm meter and CMOS digital frequency counter. You work with the exclusive NRI Discovery Lab, performing over 60 separate experiments in all. You learn how your troubleshooting tools work, and gain greater understanding of the information they give you.

Advanced Technology Microcomputer Is Yours to Keep

As part of your training, NRI sends you the new, state-of-the-art TRS-80 Model III microcomputer. This functional unit is complete with 65-key keyboard and 12" display in one desk-top

unit. It features built-in interface and commands for optional printers, housing for optional disc drives, and high-speed cassette loading. It's 4K RAM is internally expandable to 16K or 32K and its BASIC language is compatible with most Model I software.

Along with volt-ohm meter, frequency counter, and NRI Discovery Lab, this latest concept in microcomputers is yours to learn with, yours to keep and use for your own personal programs, business use, and other applications.

Send for Free Catalog...No Salesman Will Call

Get all the details on this exciting course in NRI's free, 100-page catalog. It shows all




equipment, lesson outlines, and facts on other electronics courses such as Complete Communications with CB, TV and Audio Servicing, Digital Electronics, eleven different interest areas in all.

Send today, no salesman will ever bother you. Keep up with the latest technology as you learn on the world's most popular computer. If postcard has been used, write to NRI Schools, 3939 Wisconsin Ave., Washington, D.C. 20016.



NRI Schools
McGraw-Hill Continuing
Education Center
3939 Wisconsin Ave.
Washington, D.C. 20016



(TRS-80 is a trademark of the Radio Shack division of Tandy Corp.)

satellite tv news

SATELLITES GO TO THE MOVIES

Hollywood movie studios, perhaps in a spinoff of their pay-TV satellite enthusiasm, are renewing their consideration of satellite technology to send movies directly into neighborhood theaters around the country. It may be years—or decades—before such a set-up could be established, and an executive of one of the top studios admitted that the current research is just “scratching the surface.” Such a move to satellite delivery would have to be accompanied by the installation of giant-screen video projectors in theaters. Nonetheless, the escalating price of movie distribution makes such alternatives appealing; studios now spend \$1 million per film just to make prints, with the cost of freight raising that expense considerably.

The idea of satellite feeds to movie theaters, of course, is not new. British theaters have experimented with such a system and several efforts have been launched here in the past. Those were mostly for special events, such as fights or concerts. Many experts predict that there will be an increasing use of satellite-to-theater technology for such activities.

MORE BIRDS:

America's newest communications satellite lifted off on schedule in mid-November of 1980—the first satellite in the advanced communications system being established by Satellite Business Systems. SBS-1, located at 106° west longitude, has 10 transponders and operates in the 14/12 GHz band—and transmits all-digital data, voice, and video service. It is intended mainly to beam business communications (especially computer communications and private-line telephone calls) between branch offices of companies—but there will also be substantial video teleconferencing among the customers. The 550-kilogram satellite has a relatively high power output—20 watts per transponder—and a net usable bandwidth of 43 MHz. In conjunction with SBS's time-division multiple access and demand-assignment techniques, each transponder will relay up to 48 million bits per second of information. SBS-1 is the first U.S. domestic satellite to use the Ku-band. The company (a partnership of IBM, Comsat General, and Aetna insurance) plans to launch its next satellites in April 1981 and November 1982. All the birds are built by Hughes Aircraft.

In addition, Western Union has confirmed plans to build its Westar V satellite, scheduled for launch in August 1982. The advanced satellite—with more capacity and higher power than the current Westar birds—will be located at 75° west longitude.

And the Canadian government will extend its use of Anik B for another 19 months. The 14/12 GHz-capacity bird will now offer more education, health-care services, broadcasting (including DBS), and other services well into 1982. The DBS services on Anik B are run presently by TV Ontario from Toronto and by the Canadian Broadcasting Corp. and Canadian TV from British Columbia.

The Russians have also launched a new satellite, “Stasionat 3,” now orbiting at 85° east longitude. The bird, latest in the Raduga telecommunications satellite series, is believed to have about seven transponders, operating in both the 6/4 and 8/7 GHz bands. Although most of its services are telephone and business-related operations (including some military services, most likely), the bird also is said to transmit national TV programs to the nation's network of earth stations, which is called “Orbits.”

TELE-CONFERRING

Satellite hobbyists may find themselves peeking in on more and more curious daytime events—and there's every indication that there's still more to come from the world of “talking heads” and sales charts. Officially it's called video teleconferencing, and it is attracting immense attention from business and government executives nationwide, who are finding it ever more difficult to afford the time and money to travel to meetings. Thanks to satellites, inexpensive downlinks, and other factors, it is becoming easier to hold meetings in various cities simultaneously. People in far-flung locations can look in on the main proceedings via a video-satellite hookup.

To help such people along, there are several organizations which coordinate teleconferences. Company names like VideoNet, VideoStar, Media Sense, and others will soon become familiar network names—as they put together the one-shot satellite networks for organizations which want to get together via satellite. Many hotel chains (especially Holiday Inns and Ramada Inns) are installing earth stations to pick up the video conferences. Thus people gather for luncheons and a meeting in the hotels' conference rooms to look in on sessions taking place elsewhere in the country. It should be noted, however, that many of the companies are becoming sensitive to outsiders peeking in on their meetings—so there is a move afoot to encode satellite signals, thus making it harder for unauthorized locations to pick up the sessions.

GARY H. ARLEN
CONTRIBUTING EDITOR

The first personal computer for under \$200.

The Sinclair ZX80.
A complete computer—
only \$199.95 plus \$5.00 shipping.

Now, for just \$199.95, you can get a complete, powerful, full-function computer, matching or surpassing other personal computers costing several times more.

It's the Sinclair ZX80. The computer that "Personal Computer World" gave 5 stars for 'excellent value.'

The ZX80 cuts away computer jargon and mystique. It takes you straight into BASIC, the most common, easy-to-use computer language.

You simply take it out of the box, connect it to your TV, and turn it on. And if you want, you can use an ordinary cassette recorder to store programs. With the manual in your hand, you'll be running programs in an hour. Within a week, you'll be writing complex programs with confidence.

All for under \$200.

Sophisticated design makes the ZX80 easy to learn, easy to use.

We've packed the conventional computer onto fewer, more powerful LSI chips—including the Z80A microprocessor, the faster version of the famous Z80. This makes the ZX80 the world's first truly portable computer (6½" x 8½" x 1½" and a mere 12 oz.). The ZX80 also features a touch sensitive, wipe-clean keyboard and a 32-character by 24-line display.

Yet, with all this power, the ZX80 is easy to use, even for beginners.



Your course in computing.

The ZX80 comes complete with its own 128-page guide to computing. The manual is perfect for both novice and expert. For every chapter of theory, there's a chapter of practice. So you learn by doing—not just by reading. It makes learning easy, exciting and enjoyable.

You'll also receive a catalog packed with items that can make your ZX80 even more useful. Including 27 program cassettes, from games and home budgeting for just \$6.95, to Sinclair's unique Computer Learning Lab (a workbook, six cassettes with 100 lessons, and two cassettes for storing programs).

ZX80's advanced design features.

Sinclair's 4K integer BASIC has performance features you'd expect only on much larger and more expensive computers.

- Unique 'one touch' entry. Key words (RUN, PRINT, LIST, etc.) have their own single-key entry to reduce typing and save memory space.



- Automatic error detection. A cursor identifies errors immediately to prevent entering programs with faults.
- Powerful text editing facilities.
- Also programmable in machine code.
- Excellent string handling capability—up to 26 string variables of any length.
- Graphics, with 22 standard symbols.
- Built-in random number generator for games and simulations.

Sinclair's BASIC places no arbitrary restrictions on you—with many other flexible features, such as variable names of any length.

And the computer that can do so much for you now will do even more in the future. Options will include expansion of 1K user memory to 16K, a plug-in 8K floating-point BASIC chip, applications software, and other peripherals.

Order your ZX80 now!

The ZX80 is available only by mail from Sinclair, a leading manufacturer of consumer electronics worldwide.

To order by mail, use the coupon below. But for fastest delivery, order by phone and charge to your Master Charge or VISA. The ZX80 is backed by a 10-day money-back guarantee, and a 90-day limited warranty which can be extended by 12 months under Sinclair's extended service program for \$25.00.

Price includes TV and cassette connectors, AC adaptor, and 128-page manual.

All you need to use your ZX80 is a standard TV (color or black and white). The ZX80 comes complete with connectors that easily hook up to the antenna terminals of your TV. Also included is a connector for a portable cassette recorder, if you choose to store programs. (You use an ordinary blank cassette.)



The ZX80 is a family learning aid. Children 10 and above will quickly understand the principles of computing—and have fun learning.

To order call toll free: 800-543-3000.
In Ohio call: 800-582-1364.
Ask for operator #508.
Phones open 24 hours a day, 7 days a week.

sinclair

Sinclair Research Ltd., One Sinclair Plaza,
Nashua, NH 03061.

To: Sinclair Research Ltd., One Sinclair Plaza, Nashua, NH 03061.

Please send me _____ ZX80 personal computer(s) at \$199.95 each (US dollars), plus \$5 shipping. (Your ZX80 may be tax deductible.)

Send me _____ Computer Learning Lab(s) at \$49.95 each.

Register me for _____ extended service program(s) at \$25.00 each.

I enclose a check/money order payable to Sinclair Research Ltd. for \$_____.

Name _____

Address _____

City _____ State _____ Zip _____

Occupation _____ Age _____

Intended use of ZX80 _____

Have you ever used a computer? Yes No Do you own another personal computer? Yes No

RE-4-1



HITACHI

KEITHLEY

VIZ formerly RCA

TRIPLETT



PHILIPS

HICKOK

FLUKE



New Portable Digital Capacitance Meter

BK PRECISION



Call For Our Price

MODEL 820

- Measures capacitance from 0.1 pF to 1 Farad
- Resolves to 0.1 pF
- 10 ranges for accuracy and resolution
- 4 digit easy-to-read LED display
- 0.5% accuracy
- Special lead insertion jacks or banana jacks
- Fuse protected
- Uses either rechargeable or disposable batteries
- Overrange indication

FLUKE DIGITAL MULTIMETERS

Model 8022A:
The Troubleshooter

\$139

- Six functions
- 3 1/2-digit resolution
- dc voltage
- ac voltage
- dc current
- ac current
- resistance
- diode test
- 0.25% basic dc accuracy
- LCD display
- Overload protection

Model 8020A:
The Analyst

\$179

Model 8024A:
The Investigator

\$219



NEW

• Seven functions

- dc voltage
- ac voltage
- dc current
- ac current
- resistance
- diode test
- conductance (1/R)
- 3 1/2-digit resolution
- 0.1% basic dc accuracy
- LCD display
- Overload protection
- Free case
- Two year parts and labor warranty

• Nine functions

- dc voltage
- ac voltage
- dc current
- ac current
- resistance
- diode test
- conductance (1/R)
- logic level and continuity detect
- temperature (K-type thermocouple)
- Peak hold on voltage and current functions
- Selectable audible indicator for continuity or level detection
- 3 1/2-digit resolution
- 0.1% basic dc accuracy
- LCD display
- Overload protection

DATA PRECISION Model 938

0.1%, 3 1/2-Digit, LCD DIGITAL CAPACITANCE METER



Special \$149 reg. \$179

- WIDE RANGING — from 199.9 pF full scale (0.1 pF resolution) up to 1999 μ F full scale, in eight ranges...virtually every capacitance you'll ever need to measure.
- FAST AND EASY TO USE — Direct reading, pushbutton ranges. Just plug in and read.
- EXCEPTIONALLY ACCURATE — provides \pm 0.1% basic accuracy.
- TOUGH AND COMPACT — Built to take rough usage without loss of calibration accuracy. Fits and goes anywhere; takes very little bench space; always handy for quick capacitance checkout, matching, calibration, and tracking.
- PORTABLE — Palm-sized, light-weight, operates up to approximately 200 hours on a single 9V alkaline battery.
- EASY READING — big, clear, high-contrast 3 1/2-digit LCD display, a full 0.5" high, readable anywhere.
- VALUE PACKED — Outstanding measurement capability and dependability. Outperforms DC time-constant meters, and even bridges costing 2 to 5 times as much.
- RELIABLE — warranted for 2 full years.

HITACHI

- V-151B 15 MHz Single Trace
- V-152B 15 MHz Dual Trace
- V-301B 30 MHz Single Trace
- V-302B 30 MHz Dual Trace
- V-550B 50 MHz Dual Trace, Dual Time Base



Call For Special Intro Price Offer

New Low Distortion Function Generator

BK PRECISION



Call For Our Price

MODEL 3010

- Generates sine, square and triangle waveforms
- Variable amplitude and fixed TTL square-wave outputs
- 0.1 Hz to 1MHz in six ranges
- Push button range and function selection
- Typical sine wave distortion under 0.5% from 0.1Hz to 100kHz
- Variable DC offset for engineering applications
- VCO external input for sweep-frequency tests

New Sweep/Function Generator

BK PRECISION



Call For Our Price

MODEL 3020

- Four instruments in one package—sweep generator, function generator, pulse generator, tone-burst generator.
- Covers 0.02Hz-2MHz
- 1000:1 tuning range
- Low-distortion high-accuracy outputs
- Three-step attenuator plus vernier control
- Internal linear and log sweeps
- Tone-burst output is front-panel or externally programmable

Simpson

BK PRECISION

LEADER

DORIC

NLS Non-Linear Systems

WESTON

DATA PRECISION

PORTABLE OSCILLOSCOPES
BATTERY OPERATED

NLS Non-Linear Systems

Call For Our Prices

MS-215



Dual Trace 15 MHz

MS-230



Dual Trace 30 MHz

MS-15



Single Trace 15 MHz

THESE 1981 B&K OSCILLOSCOPES
ARE IN STOCK AND AVAILABLE
FOR IMMEDIATE DELIVERY



BK PRECISION

- 1479A Dual-Trace 30 MHz
- 1477 Dual-Trace 15 MHz
- 1432 Dual-Trace 15 MHz Portable
- 1476 Dual-Trace 10 MHz
- 1466 Single-Trace 10 MHz
- 1405 Single-Trace 5 MHz
- 1420 Dual-Trace 15 MHz Portable

CALL FOR OUR
EARLY BIRD SPECIAL LOW PRICE

KEITHLEY

Model 169
BENCH/PORTABLE DMM

- 3 1/2 Digit liquid crystal display
 - 0.25% basic accuracy
 - 26 Ranges
- \$169.00**



WESTON

The Roadrunner
Model 6100

- 5 Range audible signaling function
- 0.5" LCD display
- 6 Functions
- 29 Ranges

Reg. \$155.00
SPECIAL
\$139.00
includes free case



BEEP!
BEEP!

80MHz Counter with Period Function



BK PRECISION

Call For Our Price

MODEL 1820

- 5Hz to 80MHz reading guaranteed—100MHz typical
- Period measurements from 5Hz to 1MHz.
- Period average, auto and manual positions
- One PPM resolution
- Totalizes to 999999 plus overflow
- Elapsed time measurements from .01 to 9999.99 seconds plus overflow
- One-megohm input resistance
- Bright .43" high LED readouts



THE TEST EQUIPMENT SPECIALISTS
TOLL FREE HOT LINE
800-223-0474



ADVANCE ELECTRONICS

54 WEST 45th STREET, NEW YORK, N.Y. 10036 212-687-2224

Non-Standard Standards

There are two videodisc systems currently being sold, and a third system is not far behind. RCA and Magnavox/Pioneer are battling it out for acceptance in retail stores across the country, while JVC has not yet released their VHD system. Unfortunately, those three systems are totally incompatible. You cannot play an RCA-format videodisc on a Magnavision player, and vice-versa. Likewise, a JVC VHD videodisc cannot be played on either of the other two players. The situation becomes worse when you realize that it is economically unfeasible to build a single player that would play all three videodisc formats.

The battleground is not limited to just three manufacturers. Many corporate giants are lining up to sign licensing agreements to produce one of the three players. The industry is bracing itself for an all-out war. It is a winner-take-all situation, with the big losers being consumers.

It is not the first time that consumers have been faced with this kind of situation. Remember audio cassettes before the Philips audio cassette became the industry standard? There are several incompatible audio-cassette formats, of varied shapes and sizes, that were being touted at retail stores. One of those formats would have rendered stereo recordings incompatible with monaural players. Eventually, those formats fell by the wayside in favor of the Philips cassette format. The manufacturers of those other formats lost money, but they knowingly took a risk and lost. What about all those consumers that purchased players and prerecorded software for those formats that ceased production? They were unknowingly pawns in a war and they lost, too.

More recently, we had 4-channel sound. Here, so many different formats were brought to the marketplace that consumers threw their hands up and refused to purchase any of the systems. 4-channel sound died a sudden death. All the manufacturers lost that war; but before they did, many 4-channel hi-fi systems and prerecorded discs were sold. If you bought a 4-channel system, you also lost. You probably still have the system but cannot buy any new software. The competing systems only accelerated the decline into none.

It is time that our industry matured. Behind the slick state-of-the-technology hardware there should be some thought for the future. No one benefits when the public is "conned" into buying equipment that may soon become worthless. Investing several hundreds of dollars in a videodisc system and discovering a year or so later that videodiscs were no longer being produced for that system could hurt. It would become a long-remembered loss to the consumer. It restricts the sale of new equipment: The consumer who isn't sure he's making the right choice, makes no choice and buys nothing.

It would be of benefit to all, manufacturers and end users alike, if somewhere along the line, manufacturers could agree on a standard. We did it, eventually, for audio cassette tape. We did it, eventually, for FM stereo. We will do it, eventually, with videodisc systems. But most important of all, maybe the next time, we'll do it before the customer spends any more of his money on a loser.



ART KLEIMAN
Managing Editor

Radio-Electronics®

Hugo Gernsback (1884-1967) founder

M. Harvey Gernsback, editor-in-chief

Larry Steckler, CET, publisher

Arthur Kleiman, managing editor

Josef Bernard, K2HUF, technical editor

Carl Laron, WB2SLR, assistant editor

Jack Darr, CET service editor

Leonard Feldman

contributing high-fidelity editor

Karl Savon, semiconductor editor

Herb Friedman, communications editor

Gary H. Arlen, contributing editor

David Lachenbruch, contributing editor

Earl "Doc" Savage, K4SDS, hobby editor

Ruby Yee, production manager

Robert A. W. Lowndes, production associate

Joan Burwick, production assistant

Gabriele Margules, circulation director

Arline R. Fishman, advertising coordinator

Cover photo by Robert Lewis

Radio-Electronics is indexed in *Applied Science & Technology Index* and *Readers Guide to Periodical Literature*.

Gernsback Publications, Inc.
200 Park Ave. S., New York, NY 10003
President: M. Harvey Gernsback
Vice President: Larry Steckler
Secretary/Treasurer: Carol A. Gernsback

ADVERTISING SALES 212-777-6400

Larry Steckler
Publisher

EAST

Stanley Levitan
Radio-Electronics
200 Park Ave. South
New York, NY 10003
212-777-6400

MIDWEST/Texas/Arkansas/Okla.


Ralph Bergen
The Ralph Bergen Co.
540 Frontage Road—Suite 361-A
Northfield, Illinois 60093
312-446-1444

PACIFIC COAST Mountain States

Marvin Green
Radio-Electronics
413 So. La Brea Ave.
Los Angeles, Ca 90036
213-938-0166-7

SOUTHEAST

Paul McGinnis
Paul McGinnis Company
60 East 42nd Street
New York, N.Y. 10017
212-490-1021



Sabtronics.

An entire range of low-cost, top-quality instruments.



A. 2010A — \$84.00*, B. 2015A — \$99.00*, C. 8610A — \$99.00*, D. 5020A — \$85.00*, E. 8000B — \$199.00**, F. 2035A — \$79.00*, G. 2037A — \$99.00*

IN CANADA CONTACT: Kumar & Co., Mississauga, Ont. Canada

Sabtronics revolutionized the market with the first low-cost, high-performance Digital Multimeter. Now we have an entire range of outstanding instruments in a reasonable range of prices. In fact, nobody can beat us in our price/performance ratio. And we can sell at a low price for some very good reasons. Our engineers design high performance products to be built at a low cost. And we refuse to stick on high mark ups. Plus we make sure your price stays low by selling directly to you. Because we sell so many instruments, we don't have to charge a high price. Naturally, we also offer all the helpful accessories you might want. And all our products are under warranty for good quality and high performance. In addition, you get from us the same quality aftersale service as any high priced instrument manufacturer. With Sabtronics instruments available, there's no need for you to spend a lot of money to do highly accurate testing and measuring.

2010A 3½ Digit LED DMM
 2015A 3½ Digit LCD DMM
 8610A 600 MHz 8-Digit Frequency Counter
 8110A 100 MHz 8-Digit Frequency Counter
 5020A 0.2 to 200 KHz Function Generator
 8000B 1 GHz 9-Digit Frequency Counter
 8610B 600 MHz 9-Digit Frequency Counter
 2035A 3½ Digit LCD Handheld DMM
 2037A 3½ Digit LCD Handheld DMM

*price in kit form. Also available factory assembled, tested, and calibrated. Call us for prices.

**price fully assembled, tested, and calibrated.

Call us for more information:
 (813) 623-2631

Making Performance Affordable

sabtronics 
 INTERNATIONAL INC.

5709 N. 50th Street Tampa, FL 33610

APRIL 1981

At CIE, you get electronics career training from specialists.

If you're interested in learning how to fix air conditioning, service cars or install heating systems – talk to some other school. But if you're serious about electronics... even earning an Associate Degree... come to CIE – The Electronics Specialists.

John E. Cunningham

**Special Projects Director
Cleveland Institute of Electronics**



My father always told me that there were certain advantages to putting all your eggs in one basket. "John," he said, "learn to do one important thing better than anyone else, and you'll always be in demand."

I believe he was right. Today is the age of specialization. And I think that's a very good thing.

Consider doctors. You wouldn't expect your family doctor to perform open heart surgery or your dentist to set a broken bone, either. Would you?

For these things, you'd want a specialist. And you'd trust him. Because you'd know if he weren't any good, he'd be out of business.

Why trust your education and career future to anything less than a specialist?

You shouldn't. And you certainly don't have to.

FACT: CIE is the largest independent home study school in the world that specializes exclusively in electronics.

We have to be good at it because we put all our eggs in one basket: electronics. If we hadn't done a good job, we'd have closed our doors long ago.

Specialists aren't for everyone.

I'll tell it to you straight. If you think electronics would make a nice hobby, check with other schools.

But if you think you have the cool — and want the training it takes — to make sure that a sound blackout during a prime time TV show will be corrected in seconds — then answer this ad. You'll probably find CIE has a course that's just right for you!

At CIE, we combine theory and practice. You learn the best of both.

Learning electronics is a lot more than memorizing a laundry list of facts about circuits and transistors. Electronics is interesting because it's based on some fairly recent scientific discoveries. It's built on ideas. So, look for a program that starts with ideas — and builds on them.

That's what happens with CIE's Auto-Programmed® Lessons. Each lesson uses world-famous "programmed learning" methods to teach you important principles. You explore them, master them completely... before you start to apply them!

But beyond theory, some of our courses come fully equipped with the electronics gear to actually let you perform hundreds of checking, testing and analyzing projects.

In fact, depending on the course you take, you'll do most of the basic things professionals do every day — even use a Digital Learning Laboratory to apply the digital theory essential today to keep pace with electronics in the eighties.

Plus there's a professional quality oscilloscope you build and use to "see" and "read" the characteristic waveform patterns of electronic equipment.

You work with experienced specialists.

When you send us a completed lesson, you can be sure it will be reviewed and graded by a trained electronics instructor, backed by a team of technical specialists. If you need specialized help, you get it fast... in writing from the faculty specialists best qualified to handle your question.

People who have known us a long time, think of us as the "FCC License School."

We don't mind. We have a fine record of preparing people to take... and pass... the government-administered FCC License exams. In fact, in continuing surveys nearly 4 out of 5 of our graduates who take

the exams get their Licenses. You may already know that an FCC License is needed for some careers in electronics — and it can be a valuable credential anytime.

Associate Degree

Now, CIE offers an Associate in Applied Science Degree in Electronics Engineering Technology. In fact, all or most of every CIE Career Course is directly creditable towards the Associate Degree.

Find out more! Mail this card for your FREE CATALOG today!

If the card is gone, cut out and mail the coupon.

I'll send you a copy of CIE's FREE school catalog, along with a complete package of independent home study information.

For your convenience, I'll try to arrange for a CIE representative to contact you to answer any questions you may have.

Remember, if you are serious about learning electronics... or building upon your present skills, your best bet is to go with the electronics specialists — CIE. Mail the card or coupon today or write CIE (and mention the name and date of this magazine), 1776 East 17th Street, Cleveland, Ohio 44114.



Pattern shown on oscilloscope screen is simulated.

CIE Cleveland Institute of Electronics, Inc.

1776 East 17th Street, Cleveland, Ohio 44114

YES... John, I want to learn from the specialists in electronics — CIE. Send me my FREE CIE school catalog — including details about the Associate Degree program — plus my FREE package of home study information.

Print Name _____

Address _____ Apt. _____

City _____

State _____ Zip _____

Age _____ Phone (area code) _____

Check box for G.I. Bill information: Veteran Active Duty

Mail today!

RE-10

SAVE TIME AND MONEY!

6100 UNIVERSAL DESIGNER

- Save on digital bread boarding
- Easy transition from prototype to wiring diagrams
- Aids digital circuit design

Kit \$49.95
Assembled \$59.95

SELF-TEACHING AID:

6101 DIGITAL LOGIC COURSE \$29.95

- Learn digital logic with 26 self teaching experiments.

0101 SOLID STATE CLOCK/CALENDAR UNIT BIG 2½" DISPLAY!

- 12/24 hour selectable
- Alarm output

Kit \$49.95
Assembled \$79.95
Oak Case \$29.95



Satisfaction Guaranteed on All Assembled Units

FOR FAST DELIVERY CALL TOLL-FREE
1-800-426-6254 EXT. 14

PRCCON 14905 N.E. 40TH, DEPT RE-4
REDMOND, WA 98052 (206) 883-9200

Please rush me the following:

- | | |
|--|---------|
| <input type="checkbox"/> 6100 UNIVERSAL DESIGNER KIT | \$49.95 |
| <input type="checkbox"/> 6100 UNIVERSAL DESIGNER ASSEMBLED | \$59.95 |
| <input type="checkbox"/> 6101 DIGITAL LOGIC COURSE | \$29.95 |
| <input type="checkbox"/> 0101 CLOCK/CALENDAR KIT | \$49.95 |
| <input type="checkbox"/> 0101 CLOCK/CALENDAR ASSEMBLED | \$79.95 |
| <input type="checkbox"/> OAK CASE | \$29.95 |

ADD \$3.00 PER ORDER POSTAGE & HANDLING

NAME _____
ADDRESS _____
CITY _____ ST _____ ZIP _____
CREDIT CARD NO _____ EXP _____
SIGNATURE _____ VISA MASTERCARD

CIRCLE 26 ON FREE INFORMATION CARD

Put Professional Knowledge and a COLLEGE DEGREE in your Electronics Career through

HOME STUDY



Earn Your DEGREE

No commuting to class. Study at your own pace, while continuing your present job. Learn from easy-to-understand lessons, with help from your home-study instructors whenever you need it.

In the Grantham electronics program, you first earn your A.S.E.T. degree, and then your B.S.E.T. These degrees are accredited by the Accrediting Commission of the National Home Study Council.

Our free bulletin gives full details of the home-study program, the degrees awarded, and the requirements for each degree. Write for *Bulletin R-81*.

Grantham College of Engineering
2500 So. LaCienega Blvd.
Los Angeles, California 90034

letters

THE DIGITAL SLOT MACHINE

I read the article, "Build the Digital Slot Machine" by Fred Blechman and David McDonald in the January 1980 *Radio-Electronics* with great interest. I built the circuit out of my junk-box parts, and it was, indeed, fun to play with—but the silence was deafening. I decided to add a sound system, and it may be of interest to any readers who constructed the circuit.

There is no change in the original circuit, and with only three more IC's, a quaint sound system is produced. The WIN logic is the same up to pin 6 of IC12-d. The circuit around IC11 is modified and IC14, IC15, and IC16 are added to the original circuit.

oscillators. When a roll is complete, the output of IC11-a is high, producing one of the enables for gates IC14-a and IC14-b.

When the output of WIN gate IC12-d is high, pin 6 is high, enabling gate IC14-a and inhibiting IC14-b. The WIN oscillator is gated through IC15-a, because LOSE gate IC14-b output is high. Gates IC15-a and IC15-b drive LED1 and LED2, and turn them off and on at the WIN oscillator frequency. When LED2 is on, LED1 is off; and when LED1 is on, LED2 is off. Light from LED1 and LED2 illuminates phototransistors Q1 and Q2. The WIN logic also activates LED3. During WIN, IC12-d is high and enables IC15-c; thus LED3 is driven at the

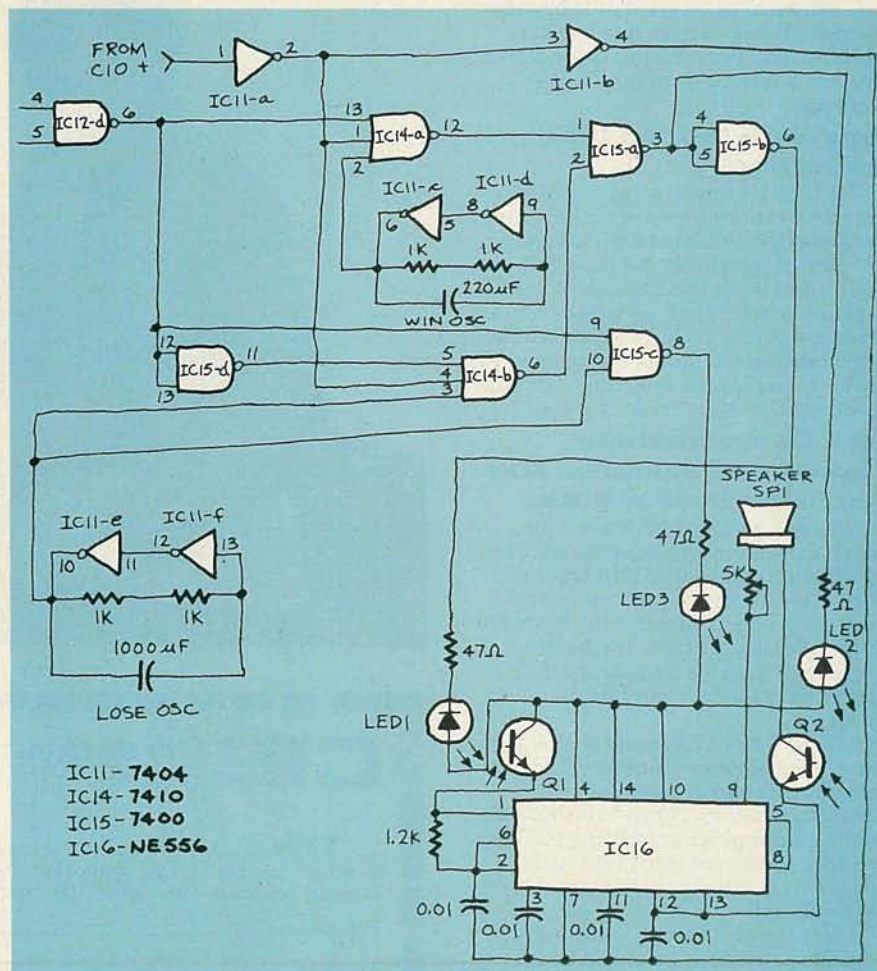


FIG. 1

The circuit is shown in Fig. 1. IC11-a serves the same function as in the original circuit: to inhibit the win or lose logic during roll. IC11-c and IC11-d form a WIN oscillator and IC11-e and IC11-f form a LOSE oscillator. The LOSE oscillator is at a lower frequency and pulse than the WIN oscillator. IC14 forms gates for the WIN or LOSE

LOSE oscillator frequency. The off-and-on action of LED1 and LED2, plus the slower off-and-on action of LED3, produce four different tones at a rather rapid rate.

During LOSE, IC12-d is low, activating IC14-b through IC15-d and inhibiting IC14-a. Thus, LED1 and LED2 are driven by

continued on page 24

Six professional scopes offer build-it-yourself savings

Save up to 46% when you build it yourself.

Only in the Heathkit Catalog will you find this selection of six professional oscilloscopes, each with its own special features and low price. Compare Heathkit prices with similar assembled scopes and see how much you can save when you build it yourself.

Heathkit Model	Trace	Bandwidth MHz	Vertical Sensitivity*	Delay Lines	Regulated high voltage	Mu-metal shielding	Low kit price
10-4235	dual	DC-35	2mV/cm to 10V/cm	yes	yes	full	\$869.95
10-4510	dual	DC-15	1mV/cm to 5V/cm	yes	yes	full	\$649.95
10-4550	dual	DC-10	10mV/cm to 20V/cm	no	yes	full	\$399.95
10-4555	single	DC-10	10mV/cm to 20V/cm	no	yes	full	\$349.95
10-4205	dual	DC-5	10mV/cm	no	no	partial	\$279.95
10-4105	single	DC-5	10mV/cm	no	no	partial	\$199.95

*Under full bandwidth

Heathkit manuals make kitbuilding easy



Easy-to-follow Heathkit assembly manuals take you step by step from unpacking to final plug-in. Anyone can do it. And when you build it yourself, you can service it yourself. Your manual becomes a handy service guide.

Replacement parts are readily available from the Heath factory or from Heathkit Electronic Centers. And experienced service techs are just a phone call away to help you during building or servicing.



FREE Catalog



Complete details on Heathkit Oscilloscopes and nearly 400 other Heath electronic kits for your home, work or pleasure are in the new Heathkit Catalog. Send for yours today or pick one up at your Heathkit Electronic Center.

Heathkit®

Heathkit Products are also sold and serviced at Heathkit Electronic Centers (units of Veritechnology Electronics Corporation) in major cities throughout the U.S. See your white pages.

Heath Company, Dept. 020-766, Benton Harbor, MI 49022

GX-373

BYTE...for the Serious Microcomputer User.



Do you use a personal computer for business or pleasure? If so, join the over one-quarter million professionals, beginners, engineers, and business people who get the latest microcomputer information in **BYTE**.

With a circulation of 170,000 and a total readership of 320,000, **BYTE** is the world's largest computer magazine. Each month's issue brings you the latest about graphics, mass storage, personal data bases, word processing, speech synthesis, new integrated circuits, new software for engineering, business and fun, plus do-it-yourself projects of all kinds.

And if you are in the market for hardware or software, our new expanded product review section gives you the unbiased facts.

So, if you are serious about microcomputing, **get serious about BYTE.**

BYTE[®]
the small systems journal

Fill in and mail the coupon today. Read your first copy of **BYTE**. If it is everything you expected, honor our invoice. If it isn't, just write "Cancel" on the invoice and mail it back. You won't be billed and the first issue is yours at no charge.

Mail coupon or
call us toll-free
800-258-5485

BYTE Subscription Dept. P.O. Box 590 Martinsville, NJ 08836

Please enter my subscription for:

One year \$19 (12 issues) Two years \$34 Three years \$49

Check enclosed entitles me to 13 issues for price of 12 (North America only)

Bill Visa Bill Master Charge Bill me (North America only)

Card Number _____ Expiration _____

Signature _____ Name (please print) _____

Address _____

City _____ State/Province/Country _____ Code _____

Foreign Rates (To expedite service, please remit in U.S. Funds)

Canada or Mexico One year \$21 (12 issues) Two years \$38 Three years \$55

Europe, one year (air delivered) \$43

All other countries, one year (surface delivered) \$35. Air delivery available on request.

Please allow 6-8 weeks for processing.

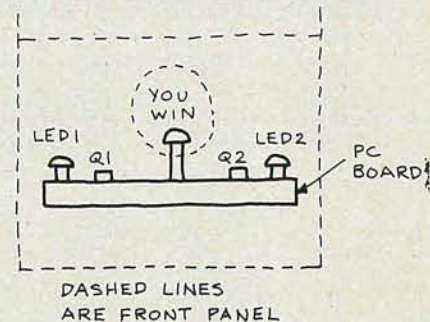
7841

CIRCLE 20 ON FREE INFORMATION CARD

LETTERS

continued from page 22

IC15-a and IC15-b, and turn off and on at the LOSE oscillator frequency. During LOSE, LED3 is not lit. The low-frequency, low-pulsed rate of turning LED1 and LED2 off and on produces a "Hummm Phttt, Hummm Phttt" sound.



A dual 555 IC (IC 16) is the sound-system oscillator, and the frequencies are controlled by illumination of the phototransistors Q1 and Q2. The dark resistance is higher than the light resistance, and the changing resistance produces the various sounds. Many different sounds may be obtained by moving the position of LED1 and LED2 around the phototransistors. Place LED3 so that it is an equal distance from phototransistors Q1 and Q2. Place Q1, Q2, LED1, LED2, and LED3 near the front panel and drill a hole in that front panel near LED3. Label the hole YOU WIN, which is flashed when the WIN logic is high. Shield LED1 and LED2 to prevent their illumination getting through the YOU WIN hole during LOSE. Figure 2 shows the suggested placement for the phototransistor and lamp.

GEORGE C. GOODER
APO S.F. 96224

HISTORY OF TELEVISION

The article, "History of Television," in the June 1980 issue brought back many memories.

In 1950, the June 11th issue of "La Patrie" (a Montreal newspaper) devoted their whole front page (and a long continuation inside) to a writeup on my success in receiving TV pictures from stations in the USA (see the August 1950 **Radio-Electronics**).

Six years later (1956), I was able to receive good color pictures using my old 630TS (built from a kit), a color wheel, and an NTSC decoder. I was even obtaining a 60-inch picture using a Norelco projector, 1949-1950 vintage. That color-TV receiver and projector are still in working condition, though seldom used.

Keep up your good magazine. I especially enjoy reading Jack Darr's "Service Clinic" every month.

MAURICE DUBREUIL
Lavaltrie, Quebec

REVERSED LED

I noticed an error in the schematic of the circuit shown in the "New Ideas!" department in the January 1981 issue. The "water needed" LED ("W") is reversed.

STEVEN M. CASH
Houston, TX

R-E

Light-torque rotary switches make the LM-3.5A DMM as easy to operate as it is to carry.



On a benchtop or a belt, over a shoulder or in a tool kit, the LM 3.5A DMM, and its LCD counterpart, the LM-350, are ready to go when you are.

Convenience. That's the key to Non-Linear Systems' best-selling LM-3.5A. A high-performance, competitively-priced, all-purpose mini DMM. Convenience from light-torque rotary switches. So operation's a cinch. Convenience from bold, bright LEDs. For instant, accurate, numeric answers. Unlike some competitive meters, the LM-3.5A features both vertical and horizontal readings. And an optional leather carrying case with belt loops and shoulder strap assures hands-free operation.

At 9.2 oz., the LM-3.5A is portability at its best. There's more. The LM-3.5A is a 3½-digit DMM. Features 2,000 counts per range—100% over-ranging. Result? Increased accuracy and resolution between readings of 999-2,000. It also reduces the amount of range shifting when measuring near 1,000.

Troubleshooters swear by it. Repairmen find the LM-3.5A works wonders on tvs, business machines, even cameras. Checks all quiescent AC and DC voltage values. Spots current drains. Measures the resistance of suspect components. Quickly and precisely.

Other DMMs to match your needs. The LM-3.5A is just one in a full series of 3 to 4-digit DMMs. If you need LCD convenience for measurements outdoors, we market the LM-350, among others. You don't pay for true RMS capabilities you don't need. But if you do need true RMS readings, Non-Linear Systems can oblige.

FM-7. The bantam frequency meter. Portability teams with performance in the FM-7. The smallest, 7-digit, 60-MHz, battery or AC line-operated instrument available.



Operator convenience is the key to our line of frequency and temperature meters, too. Pictured left to right, SC-5 prescaler, FM-7 frequency meter, LED format LT-3 digital temp meter, and its LCD cousin, the LT-31. Top, the MLB-1 digital logic probe.

Hobbyists, radio and tv studios, phone companies and the military all depend on the versatile FM-7. Whether the job calls for calibrating fixed, variable frequency or voltage-controlled oscillators, checking flowmeters, high-speed photocell counters, or setting the IF or heterodyne frequency in communications equipment, the FM-7 is a standout performer.

SC-5 Prescaler. Top range booster. This 512-MHz, battery or AC line-operated prescaler was developed to extend the frequency range of the FM-7 from 60 to 512 MHz. Adapts to most other frequency meters, too.

LM-3.5A at a glance.

DC Volts	1 to 1,000, 4 ranges
AC Volts	1 to 750, 4 ranges
Kilohms	1 to 10000, 5 ranges
AC/DC Current	1 mA to 1A, 4 ranges
Polarity Selection	Automatic
Readout	0.3" Red LED
Size	1.9" H x 2.7" W x 4.0" D
Weight	9.2 oz (batteries installed)
Power	3 type AA rechargeable Nicaid batteries and charger
Price	\$165.85

LT-3 Digital Temp Meter. Featuring 0.1° resolution and high accuracy, the 3½-digit, 2,000 count full scale LT-3 is indispensable for home or industry. Checks everything from thermostats to appliances. Even monitors critical operations like photoprocessing and electroplating.

The LT-3 can be supplied with any of eight thermistor and RTD temp sensors to read ranges of 0-100°C, 32-199.9°F, or 0-199°C or F.

Work outdoors? Then the LT-31 (LCD format) is the ticket.

Get the word on us. We offer a full lineup of convenient, competitively-priced products. From DMMs, frequency and temp meters to miniscopes and DPMs.

For further technical information or the names of your nearest distributors, contact Non-Linear Systems Inc., 533 Stevens Ave., Solana Beach, CA 92705. Telephone (714) 755-1134. TWX 910-322-1132.



Non-Linear Systems, Inc.

Specialists in the science of staying ahead.

© 1981 Non-Linear Systems, Inc.

CIRCLE 60 ON FREE INFORMATION CARD

equipment reports

Keithley Model 130 DMM



CIRCLE 101 ON FREE INFORMATION CARD

PERHAPS THE HANDIEST PIECE OF TEST EQUIPMENT introduced in recent times is the digital multimeter. A few years ago they were bulky and expensive, but now you can own a hand-held unit for a fraction of what those early units cost.

One of the slickest portable DMM's to have

hit the marketplace is the *model 130* manufactured by Keithley Instruments, Inc., 28775 Aurora Rd., Cleveland, Ohio 44139. When one considers such factors as accuracy, portability, and ease of operation, any money spent on the *model 130* will be returned with interest in a very short time. Housed in an attractive, but rugged plastic case, the unit measures 7.1×3.1×1.5 inches and weighs 10 ounces. An 0.6-inch high, 3½-digit, LCD readout is used for long battery life.

In use, the *model 130* can be held in one hand conveniently, with the range selection and function switches rotated by the thumb. Five standard banana jacks are used for the test-lead connections to the front panel. Those are the common, the mA, and the volts/ohms, jacks. The remaining two jacks are used for the 10-amp current range and are connected directly to an internal 0.01-ohm resistor, across which the voltage drop is measured by the circuitry and displayed on the LCD readout. The use of standard jacks allows your existing test leads, and/or any special test setups you may already have in your shop, to be used with the *model 130*.

According to the instructions provided with

the test model, it is anticipated that battery life will be about 100 hours with a standard 9-volt carbon-zinc battery, or 200 hours with an alkaline battery. There is a low-battery indicator that will appear when 90% of the battery life has been expended. The battery is accessible through a small slide-out panel on the rear of the cabinet. A similar compartment at the rear provides access to a two-amp fuse that protects the current ranges. The fuse can be tested from the front panel.

With all test equipment, it is advisable that the owner read the operating instructions before use. The manual provided with the *model 130* is thorough though small. The disassembly instructions contain an exploded view of the three major sections of the unit. The manual also contains a pictorial of the printed-circuit board with all parts identified by their reference number, the schematic diagram, calibration procedures, specifications, and a list of available accessories.

DC voltage is measured on five ranges from 200 mV to 1,000 volts full-scale. Resolution varies from 100 μV to 1 volt depending upon the range in use with an accuracy of ±0.5% of *continued on page 32*




Portable Oscilloscopes

15 MHz Triggered Miniscope Model MS-15

15 MHz Dual Trace Triggered Miniscope
Model MS-215

30 MHz Dual Trace Triggered Miniscope
Model MS-230



New Touch/Test 20 Multimeter

A portable/bench-type meter than tests and measures 10 electrical parameters, 20 functions & 45 ranges.

MEASURES:

■ AC and DC Voltage ■ AC and DC Current ■ Resistance ■ Temperature, °C & °F ■ Conductance ■ Capacitance ■ Performs diode/transistor and continuity tests

FEATURES

■ Touch selection and control of functions, ranges and power. ■ Large (0.55" high) LED readout. ■ In-circuit test capabilities. ■ Size: 2.9" H x 6.4" W x 7.5" D. ■ Weighs less than 3 lbs.



Order with Confidence and get the Fordham Advantage!

Call for our prices TOLL FREE
(800) 645-9518
in N.Y. State call (516) 752-0050

FORDHAM

855 Conklin St. Farmingdale, N.Y. 11735



■ Master Charge
■ BankAmericard
■ VISA ■ COD
■ Money Order
■ Check
■ COD's extra

DISCWASHER D4 SYSTEM



A NEW STANDARD OF RECORD CARE

NEW D4 FLUID

Inherently more active against record contamination. Inherently safe for record vinyl. Preferentially absorptive formula carries all contamination off the record.

NEW D4 FABRIC

Unique directional fibers preferentially remove fluid and contamination. D4 fabric results in clearly better cleaning, better drying and ultimately residue-free surfaces.

UNMATCHED VALUE

The Discwasher D4 System is enhanced by the durability and aesthetics of the hand-finished walnut handle. Included in the D4 System are the DC-1 Pad Cleaner and new instructions.

discwasher[®]
PRODUCTS TO CARE FOR YOUR MUSIC

Discwasher, Inc., 1407 N. Providence Rd., Columbia, MO 65201

CIRCLE 63 ON FREE INFORMATION CARD



GO WITH MCGRAW-

Join the Electronics and Control Engineers' club that saves you BIG money on the



PHASELOCK TECHNIQUES. By F. M. Gardner, 2nd Ed., 285 pp., illus. This edition of the standard working reference shows you not only better methods of analysis and better procedures for deciding on loop parameters, but also the circuits and the results.
582029-3 Pub. Pr., \$21.50 Club Pr., \$16.95

INTRODUCTION TO THE THEORY AND DESIGN OF ACTIVE FILTERS. By L. P. Huelsman and P. E. Allen, 430 pp., illus. Once you add active filter design to your repertory of specialties, you'll possess a skill that's in great demand today. Here's one of the best texts we know on the theory, design, application, and evaluation of modern active filters and the various techniques used today.
308/543 Pub. Pr., \$28.50 Club Pr., \$21.50

HANDBOOK OF OPERATIONAL AMPLIFIER CIRCUIT DESIGN. By D. F. Stout. Edited by M. Kaufman, 434 pp., 223 illus. Compact, concise, highly concentrated, and containing a storehouse of information, this one-stop volume will help you solve any op amp circuit problem!
617/97X Pub. Pr., \$31.50 Club Pr., \$23.50

ELECTRONIC DISPLAYS. By E. G. Bylander, Texas Instruments Incorporated, 172 pp., illus. The book describes current electronic displays by family types, discussing all aspects of their operation, application, and circuit requirements. You cover photometry and contrast enhancement, together with the fundamentals of such critical components as mounts and drives, interface requirements, and other necessary engineering information.
095/108 Pub. Pr., \$24.50 Club Pr., \$18.50

BIT-SLICE MICROPROCESSOR DESIGN. By J. Mick and J. Brick, 320 pp., 230 illus. All in one place—the crucial information you've been needing about the 2900 family of bit-slice microprocessor components! A remarkable "first," this book designs right before your eyes not just one, but two complete 16-bit machines!
417/814 Pub. Pr., \$18.50 Club Pr., \$14.50

ELECTRONIC FILTER DESIGN HANDBOOK. By A. B. Williams, 576 pp., 408 illus. The book is organized so that you can start from practically any set of requirements and follow a sequence of clearly outlined steps and design filters ranging from simple networks to very complex configurations. Each design technique is illustrated with step-by-step examples and is accompanied by a wealth of applicable schematics, graphs, and tables of normalized numerical values.
704/309 Pub. Pr., \$32.50 Club Pr., \$25.50

MODERN ELECTRONIC CIRCUITS REFERENCE MANUAL. By J. Markus, 1,264 pp., 3,666 circuit diagrams. This 103-chapter guide means you can speed up the production of new electronic devices with ease and thereby lower your production costs. Complete with values of components and suggestions for revisions, plus the original source of each circuit in case you want additional performance or construction details.
404/461 Pub. Pr., \$44.50 Club Pr., \$34.50

DIGITAL HARDWARE DESIGN By J. B. Peatman, 428 pp., over 400 illus. Taking you beyond the microcomputer, this guide re-examines traditional techniques and focuses maintainability as a key goal, on the design of circuitry too fast for the microcomputer alone, and on designing for usefulness. It covers everything from algorithmic state machines to separately clocked circuits—with scores of examples.
491/321 Pub. Pr., \$26.95 Club Pr., \$20.00

ELECTRONICS DESIGNERS' HANDBOOK. Edited by L. J. Giacoletto, 2nd Ed., 2,344 pp., 1,686 illus. Now doubled in size and with 90% of its material new, this famous classic (first edition by Landee, Davis, Albrecht) has been thoroughly revised and updated to give you not only the *how* and the *why* of all your design work but also the *how much* of every design step you take!
231/494 Pub. Pr., \$62.50 Club Pr., \$47.50

STANDARD HANDBOOK FOR ELECTRICAL ENGINEERS, 11/e. By D. G. Fink and H. W. Beaty, 448 pp., 1,414 illus. A giant in every sense of the word, today's most widely used source of electrical engineering information and data serves you as no other single work available anywhere when you need detailed, accurate, timely, and reliable facts and how-to on the generation, transmission, distribution, control, conversion, and application of electric power.
209/74X Pub. Pr., \$54.50 Club Pr., \$41.95

BE SURE TO CONSIDER THESE IMPORTANT TITLES AS WELL:

DIGITAL FILTERS. By A. Antoniou, 021/171 Pub. Pr., \$29.95 Club Pr., \$21.95

MICROCOMPUTER INTERFACING. By B. Artwick, 789/436 Pub. Pr., \$21.95 Club Pr., \$16.95

ELECTRONICS DICTIONARY, 4/e. By J. Markus, 404/313 Pub. Pr., \$24.50 Club Pr., \$19.50

SEMICONDUCTOR DEVICES AND INTEGRATED ELECTRONICS. By A. G. Milnes, 789/487 Pub. Pr., \$26.50 Club Pr., \$20.95

ENGINEERING MATHEMATICS HANDBOOK, 2/e. By J. J. Tuma, 654/298 Pub. Pr., \$24.95 Club Pr., \$19.95

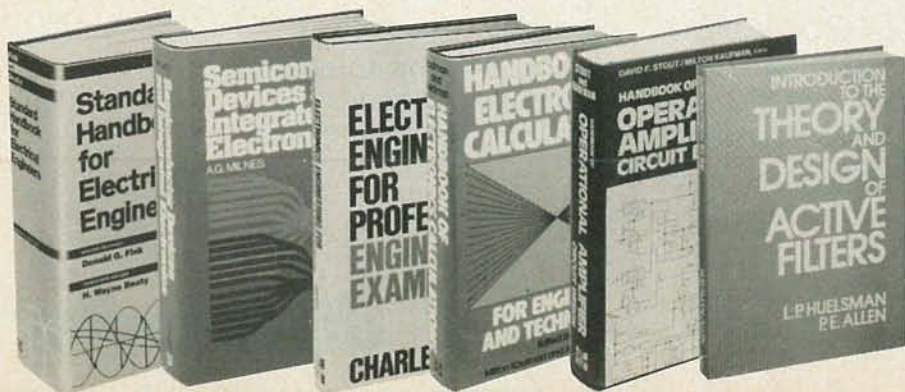
RADIO HANDBOOK, 21/e. By W. Orr, 772/630 Pub. Pr., \$21.50 Club Pr., \$16.60

TRANSFORMER AND INDUCTOR DESIGN HANDBOOK. By W. T. McLyman, 786/755 Pub. Pr., \$35.00 Club Pr., \$26.50

CRYSTAL OSCILLATOR DESIGN AND TEMPERATURE COMPENSATION. By M. E. Frerking, 784/973 Pub. Pr., \$18.95 Club Pr., \$14.95

NATIONAL ELECTRICAL CODE HANDBOOK, 16/e. By J. F. McPartland, 456/909 Pub. Pr., \$21.50 Club Pr., \$16.50

TRANSISTOR CIRCUIT APPROXIMATIONS, 3/e. By A. P. Malvino, 398/78X Pub. Pr., \$17.25 Club Pr., \$12.95



HILL'S EXPERIENCE!

Book Club — McGraw-Hill's long-established important new books of all publishers!

HANDBOOK OF ELECTRONICS CALCULATIONS FOR ENGINEERS AND TECHNICIANS. Edited by M. Kaufman and A. H. Seidman. 653 pp., 725 illus. This first comprehensive tool of its kind includes hundreds of worked-out problems in analog and digital circuits. Includes more than 700 diagrams, curves, tables, and graphs.
333/920 Pub. Pr., \$27.50 Club Pr., \$21.00

MICROCOMPUTER-BASED DESIGN By J. B. Peatman. Expanded 4th printing, 604 pp., over 400 photos and other illustrations. Do all your best day-to-day designs, as well as your supercreative and special designs, around the new microcomputers and the specific "how-to" help you get here!
491/380 Pub. Pr., \$29.95 Club Pr., \$22.50

MICROELECTRONICS Digital and Analog Circuits and Systems By J. Millman. 881 pp., 700 illus. This giant book takes you step by step from a qualitative knowledge of a semi-conductor, to an understanding of the operation of devices, and finally, to an appreciation of how these are combined to form micro-electronic chips.
423/27X Pub. Pr., \$29.95 Club Pr., \$23.50

ELECTRONIC COMMUNICATION. By Robert L. Shrader. 4th Ed., 801 pp., 870 illus. This thoroughly updated edition offers all the theory and fundamentals you need to prepare yourself for the FCC commercial and amateur grade license examinations—and pass them the first time!
571/503 Pub. Pr., \$21.95 Club Pr., \$16.95

ELECTRONICS ENGINEERING FOR PROFESSIONAL ENGINEERS' EXAMINATIONS. By Charles R. Hafer. 336 pp., illus. Actually two books in one—a quick preparation manual to help you pass your P.E. exams on the first try and a rich source of practical electronics engineering information and know-how.
254/303 Pub. Pr., \$19.50 Club Pr., \$15.50

INTRODUCTION TO RADAR SYSTEMS, 2/e. By M. I. Skolnik. 698 pp., 244 illus. This new edition of a widely used text on radar from the systems engineer's point of view brings you full discussions of the many major changes that have occurred in the field recently.
579/091 Pub. Pr., \$34.95 Club Pr., \$27.95

MICROPROCESSORS/MICROCOMPUTERS/SYSTEM DESIGN. By Texas Instruments Learning Center and the Engineering Staff of Texas Instruments Inc. 634 pp., illus., outsized 7 1/4 x 10 1/4 format. This practical, authoritative guide details the versatile, proved-in-action methods and technical features of the 9900 minicomputer architecture that can be employed to create outstanding products and systems.
637/58X Pub. Pr., \$24.50 Club Pr., \$19.50

ELECTRONICS ENGINEER'S HANDBOOK. Editor-in-Chief, D. G. Fink. 2,104 pp., 2,026 illus. Huge in every sense, this instant-reference volume gives you every latest essential in the field, 2,100 formulas and equations, a 2,500-item bibliography, and every illustration you need to clarify all of modern electronics!
209/804 Pub. Pr., \$57.50 Club Pr., \$42.50

PRINTED CIRCUITS HANDBOOK, 2/e. By C. F. Coombs, Jr. 256 pp., 327 illus. Blueprints every important phase of printed circuitry. Provides the information you need to establish a production facility and control the processes. A virtual encyclopedia in the field, five major sections cover engineering, fabrication, assembly, soldering, and testing.
126/089 Pub. Pr., \$35.00 Club Pr., \$26.50

DESIGN OF SOLID-STATE POWER SUPPLIES. By Eugene R. Hnatek. 2nd Ed., 640 pp., illus. A total revision and expansion of an essential, ready-to-use sourcebook on the design of power supplies, particularly of the switching variety. Incorporates the latest developments in the field while emphasizing the practical, how-to help designers want.
582054-4 Pub. Pr., \$27.50 Club Pr., \$21.50

any one
of these great
professional books

for only **\$1.89**

values up
to \$62.50

Special \$1.89 premium book comes to you with your first club selection

MAIL THIS COUPON TODAY

McGraw-Hill Book Clubs
Electronics and Control Engineers'
Book Club
PO. Box 582, Hightstown, New Jersey 08520

Please enroll me as a member and send me the two books indicated, billing me for my first selection only at the discounted member's price, plus local tax, postage and handling. If not satisfied, I may return the books within 10 days and my membership will be canceled. I agree to purchase a minimum of 3 additional books during the next 2 years as outlined under the club plan described in this ad. Membership in the club is continuous but cancelable by me at any time after the four book purchase requirement has been fulfilled.

Write Code # of PREMIUM selection here	Write Code # of FIRST selection here
<input type="text"/>	<input type="text"/>

Orders from outside the U.S. must be prepaid with international money orders in U.S. dollars.

Signature _____

Name _____

Address _____

City _____

State _____ Zip _____

This order subject to acceptance by McGraw-Hill. All prices subject to change without notice. Offer good only to new members. A postage and handling charge is added to all shipments.

E33477

Why YOU should join now!

- **BEST BOOKS IN YOUR FIELD**—Books are selected from a wide range of publishers by expert editors and consultants to give you continuing access to the latest books in your field.

- **BIG SAVINGS**—Build your library and save money too! We guarantee savings of at least 15% off publishers' list prices on every book. Usually 20%, 25% or even higher!

- **BONUS BOOKS**—You will *immediately* begin to participate in our Bonus Book Plan that allows you savings between 70-80% off the publisher's price of many books.

- **CONVENIENCE**—14 times a year you receive the Club Bulletin FREE, fully describing the Main Selection and alternate selections, together with a dated reply card. If you want the Main Selection, you simply do nothing—it will be shipped automatically. If you want an alternate selection—or no book at all—you simply indicate it on the regular reply card and return it by the date specified. You will have at least 10 days to decide. If, because of late mail delivery of the Bulletin you should receive a book you do not want, just return it at the Club's expense.

As a member, you agree only to the purchase of four books (including your first selection) over a two-year period.

EQUIPMENT REPORTS

continued from page 26

reading ± 1 digit. DC current is measured on five ranges from 2 mA to 10 amps full-scale with an accuracy of $\pm 1\%$ of reading ± 1 digit on the three lowest ranges. The 2-amp and 10-amp ranges have an accuracy of $\pm 2\%$ of reading ± 1 digit.

AC voltages are also read on five ranges from 200 mV to 750 volts full-scale. Resolution varies from 100 μ V to 1 volt with an accuracy of $\pm 1\%$ of reading ± 5 digits. The AC current ranges are the same as for DC current except for the accuracy, which varies from $\pm 2\%$ of reading ± 5 digits to $\pm 3\%$ of reading ± 5 digits depending on the range selected.

The resistance ranges are: 200 ohms full-scale with an accuracy of $\pm 0.5\% \pm 4$ digits; 2000, 20 K, and 200 K ohms full-scale with an accuracy of $\pm 0.5\% \pm 1$ digit; and 20 meg-ohms full-scale with an accuracy of $\pm 2\% \pm 1$ digit. The maximum open-circuit voltage is 1.5 volts and the input can be subjected to 300 volts DC or RMS (maximum).

The test unit supplied included the accessory model 1304 Soft Carrying Case and Stand. The case is simulated leather with an attached belt loop and a built-in pocket for the manual and test leads. The DMM can be fastened into the carrying case with a large-headed screw that threads into the bottom of the model 130 through an access hole in the carrying case. That precludes the possibility that the instrument might fall out of the case if the zipper fastener should become unzipped. The belt loop allows you to fasten the case to your belt, leaving both hands free for other chores until a measurement is required. The


stand elevates the model 130 to an angle that makes the readings easier to see when used on a bench, and it can be used with or without the case.

Other accessory items are available including a high-voltage probe, a 50-amp shunt, an RF Probe, and a clamp-on current probe. There is even a spare-parts kit available, as well as various test-lead sets.

If you are in the market for your first DMM, getting ready to update your workbench or tool caddy, or are just in need of one or two additional meters, it will be to your advantage to investigate the Keithley model 130 Digital Multimeter. The model 130 has a suggested retail price of \$115 and the accessory model 1304 carrying case and stand has a suggested retail price of \$10. Both are available from your local electronics distributor.

R-E

**A P Products
Powerace 103**



CIRCLE 102 ON FREE INFORMATION CARD

SOLDERLESS BREADBOARDS HAVE BEEN around for quite a while now, and they keep getting better. Modularization and simplification are done with style in this new offering, a sleek breadboarding package that includes three power supplies.

The Powerace 103 (AP products, 72 Corwin Drive, Painesville, OH 44077) includes a 6 1/2 x 4 1/2-inch solderless breadboarding area; well-regulated +5 volts DC at 750 mA, +15 volts DC at 250 mA, and -15 volts DC at 250 mA power supplies; a zero-center (15-0-15 volts DC) edge-reading panel meter; two Darlington-driven, high-logic indicating LED's; two debounced momentary switches providing both true and complement 5-volt logic-level outputs; and two more slide switches that provide 5-volt logic-compatible high or low levels. The six separate logic outputs, two logic-indicator inputs, three power-supply outputs, and meter input are all available at panel-mounted solderless tie-point blocks.

The Powerace 103's features make it especially appropriate for those circuits that combine some analog and some digital elements, and of course it's appropriate for use with a circuit that is exclusively either type. The power supplies have proved to be adequate without exception in this reviewer's experiments to date. And they are very clean. Ripple and noise are less than 10 millivolts at full load for all outputs, line and load regulation is better than 1%. Also, through the use of a 5554 regulator and associated pass transistors, the ± 15 volt-DC power-supply-outputs track, maintaining the necessary supply balance for critical amplifier and converter design.

The momentary switches with both true and complement outputs are available at panel-mounted solderless tie-point blocks. *continued on page 34*

HICKOK DIGITAL MULTIMETERS

DMM + Vari-Pitch + Logi-Trax MX-333 **\$210.**

Model LX303 **\$69.50**

Model LX304 **\$79.50**

BK PRECISION 15 MHz Miniscope

- Rise time 11.7 nS or less
- Built-in signal delay line
- Flat response

Model 1420

Dual Trace 5" 30 MHz Triggered Scope

Model 1479A

Autoranging DMM

Model 2845

3 1/2-Digit 0.1% Digital Capacitance Meter

Model 3001 **\$233.75**

Function Generator

Model 2001 **\$157.95**

Proto Boards

Model PB-104 Fully assembled **\$59.95**

Logic Monitor

- Automatically displays static and dynamic logic
- Works with DTL, TTL, and CMOS

Model LM-1 **\$59.95**

Touch/Test 20 Multimeter

Model TT20 **\$199.95**

A portable bench-type meter

15 MHz Dual Trace Triggered Miniscope

Model MS-215

30 MHz Dual Trace Triggered Miniscope

Model MS-230

VIZ Tech DMM 3 1/2-Digit LCD Readout

Model WD 747 **\$79.95**

Digital Pulsar Probe

Model DP-100

50 MHz Pulsar Probe

Model DP-50

Beckman DIGITAL MULTIMETERS

Model TECH 300 **\$109.95**

Model TECH 310 **\$140.00**

Model TECH 330 **\$199.95**

BSR X-10 Remote Control for Lights & Appliances

Model X-10 **\$74.99**

YOU NAME IT...WE GOT IT. AND AT DISCOUNT PRICES.

SEND FOR FREE 180 PAGE CATALOG.

Simpson DIGITAL MULTIMETERS

Model 462 **\$199.95**

Model 463 **\$169.95**

260 Meter

Model 260-7 **\$96.**

Complete with nickel-cadmium batteries, AC charger/adaptor, test leads

PK 400 4 Pc Standard Starter Kit

- One (1) Standard Command Console
- Two (2) Lamp Modules
- One (1) Appliance Module

\$74.99

PK500 5 Pc Ultrasonic Starter Kit

- One (1) Deluxe Ultrasonic Command Console
- One (1) Hand Held Remote Unit
- Two (2) Lamp Modules
- One (1) Appliance Unit

\$99.95

LMS91 Lamp Module - \$13.95

AM601 Appliance Module - \$13.95

WS701 Wall Switch Module - \$13.95

WS711 Wall Switch Module with independent On-Off power buttons - \$15.95

The Timer

Model TC201 **\$59.95**

Miniature High Fidelity 3-Way Stereo Speakers

Model HF-9 **\$59.95**

MURAPHONE Cordless Telephone System

Model 300 **\$110.**

In-Dash Car Stereos

8-Track AM/FM **\$52.50**

Model JCS 420

Cassette AM/FM System **\$57.50**

Model JCS 505

Digital Cassette AM/FM with Clock **\$89.95**

Model JCS 607

Graphic Equalizer

Model GE 5000 **\$39.95**

LUXO Magnifier Lamp

Precision ground and polished magnification lens

Model LFM-1A **\$65.**

FIDELITY Chess Challenger 7

Model BBC **\$79.95**

Sensory Chess Challenger **\$110.**

Voice Sensory Challenger **\$249.95**

Weller WTCPN Controlled Output Soldering Station

Model WTCPN **\$57.50**

Soldering Station

Model EC 2000 **\$109.50**

6x9 3-Way Speakers **\$12.95 ea.**

20 oz. magnet

Model BP2000-69 TRD

Casio Calculator-Calendar Watch

Model C-80 **\$42.50**

WAHL Cordless Soldering Iron

Model C-80 **\$29.95**

Thermal-Spot Circuit Tester

Finds faulty components quickly and easily

Model 7800 **\$29.95**

Model 5800 **\$49.95**

Service Master Tool Kit

Model 99-SM **\$49.95**

VACO Super Case

Model 70260 **\$249.95**

FORDHAM

855 Conklin St. Farmingdale, N.Y. 11735

ADD FOR SHIPPING AND INSURANCE

Master Charge	to \$ 250.00	\$ 3.50
BankAmericard	to \$ 500.00	5.00
VISA • COD	to \$ 750.00	7.50
Money Order	to \$ 1000.00	10.00
Check	over \$1000.00	12.50

N.Y. State residents add appropriate sales tax

TOLL FREE (800) 645-9518

in N.Y. State call (516) 752-0050

CIRCLE 35 ON FREE INFORMATION CARD

SCAN THIS REBATE

Save up to \$25. The greatest scanner rebate ever offered on America's leading line. Bearcat® Scanners.



Now you can be a part of all the on-the-scene police calls, fire calls, weather warnings, and emergency information broadcasts the second they happen—and receive up to a big \$25 factory rebate—on Bearcat Scanners.

Choose from 11 models.

This special rebate offer is good on eleven of the most popular Bearcat Scanner models. No-crystal fully synthesized Bearcat Scanners. Multi-band crystal Bearcat Scanners. Pocket sized hand-held Bearcat Scanners. One to fit any need. Any lifestyle. Any price range.

\$25 — \$20 — \$15 — \$10 — \$5.

\$25 rebates: Bearcat 300, America's most sophisticated

scanner. Bearcat 250 with 50 channels and search, store/recall. Bearcat 220 that tunes in AM aircraft and FM public service. Bearcat 210XL, America's best selling scanner. \$20 rebate: Bearcat 160 with smooth keyboard. \$15 rebate: Bearcat 150, the new low priced no-crystal scanner. \$10 rebates: Bearcat III and Bearcat 12, popular crystal scanners. Bearcat Four-Six Thin Scan™ 4 band 6 channel hand-held scanner. \$5 rebates: Bearcat 5, low-priced crystal scanner. Bearcat Thin Scan™ the shirt pocket scanner.

Rebate expires May 15, 1981.

See your Bearcat Dealer for rebate details.* Then pick your kind of Bearcat Scanner and save up to \$25.

*Rebate offer good on consumer purchases made between April 1, 1981 and May 15, 1981. Offer good only in U.S.A. Void where taxed or prohibited by law. Restricted to one rebate per customer regardless of the number of scanners purchased.

Electra Electra Company
Division of Masco Corp. of Indiana
300 East County Line Road
Cumberland, Indiana 46229

International Business Office
Suite 102, 1828 Swift
North Kansas City, Missouri 64116

BEARCAT® SCANNERS

CIRCLE 59 ON FREE INFORMATION CARD

EQUIPMENT REPORTS

continued from page 32

complement logic outputs are called "logic switches" by the manufacturer. Switch positions S3 and S4 (both the switches and their tie-points) are each labeled with Q and \bar{Q} designations. Those are actually SPDT switches that switch a ground to either the $\overline{\text{set}}$ or $\overline{\text{reset}}$ input of an R/S flip-flop made from a pair of two-input NAND gates. Since the first low will trigger the change of state, that essentially debounces the switching. Also, that configuration makes both the true and complement outputs available. Each can source 5 mA or sink 15 mA.

Switches S1 and S2 are not debounced. Those are small SPDT slide switches that connect the tie point block to either +5 volts DC through a 470 ohm resistor providing a 10 mA sourcing capability, or to ground with unlimited sinking capability.

A P Products has tied together the power supply grounds, meter ground, logic ground, front panel, and the aluminum baseplate on which the solderless breadboards are mounted. That provides an ample ground plane for a prototype circuit, a definite aid when working with high-frequency, high-speed, or noise-critical circuits.

The solderless breadboards themselves are two of the company's *Super-Strips* that can accommodate not only DIP IC's, but most active or passive, discrete or integrated components available. That is because they use industry-standard 0.1-inch contact spacing. The 1,680 solderless tie points are arranged in 16 distribution buses of 25 tie points each, and two pairs of twin-rows of terminals. Each ter-

minial has 5 tie-points. There is a 0.3-inch channel between the terminals of each pair or rows. There are 64 terminals in each row. If that arrangement seems confusing, rest assured that it is easy to understand and work with. The breadboard is well described in the application manual that accompanies the *Powerace 103*.

Here is a product where the whole is greater than the sum of its parts. Its styling is attractive and practical. The *Powerace 103* is designed with the user in mind. Components mounted on the breadboard and instrumentation on the panel are easy to see, easy to reach, and easy to work with. Even so, the *Powerace 103* takes up just a $7\frac{1}{4} \times 11\frac{1}{2}$ -inch area on your bench.

The *Powerace 103* sells for \$149.95. **R-E**

Heath Model VF-7401 Scanning Transceiver



CIRCLE 50 ON FREE INFORMATION CARD


THE HEATH COMPANY HAS RECENTLY ANNOUNCED the addition of the *model VF-7401* Two-Meter Digital Scanning Transceiver to the company's ever-popular ham radio line. Its features include the ability to scan automati-

cally any 1-MHz portion of the two-meter band selected by the operator. There is also a priority channel activated each time the transceiver is turned on. That frequency is hard-wired into the logic at the time of assembly and may be altered at any time the operator desires. The unit measures just $2\frac{1}{4} \times 7\frac{1}{4} \times 10\frac{1}{4}$ inches and weighs five pounds.

In spite of the complexity and small size of the *model VF-7401*, assembly is straightforward, if one takes one's time and carefully studies the instructions provided by Heath. Assembly of the *model VF-7401* should, however, only be attempted by someone with more than a minimal amount of kit-building experience. As is the case with most other kits, sometimes the steps outlined by the booklet may seem to be out of order to the builder who has considerable experience. However, the constructor is most likely to find out later on that there were very good reasons for that particular sequence of assembly.

Probably the first thing that comes to mind as you look over the parts provided will be that there appear to be too many PC boards to fit into the small cabinet. There are six PC boards in all: The readout and VCO boards, both quite small, and the synthesizer and receiver boards, both somewhat larger, all mount on the upper part of the transceiver chassis assembly. The transmitter board is mounted on the underside of the chassis and the power amplifier is mounted to the heat sink at the very rear of the cabinet. When the package is all assembled, you may wonder how it can be serviced if it fails to operate. As it turns out the boards can be "lifted" enough to allow access to the undersides without too much trouble. The only problem we had, in spite of all the warnings

NEVER HAS THE COST OF CALLBACKS BEEN GREATER!



and the thorough inspections with a magnifying glass, was a solder bridge on the receiver's oscillator injection from the synthesizer board. Otherwise, the rig operated without a hitch after it was aligned.

Speaking of aligning and tuning, Heathkit provides at least two methods of aligning the receiver and transmitter sections. One thing that should not be overlooked is to preset the coil slugs as specified by the instructions. It is amazing how close the alignment of the receiver will be at that time. Heath's instructions state that the setting will be within two turns of the correct position. You can count on that fact. We attempted to align the receiver using instruments and found that it took considerably longer than the preset slug method. On the negative side of the instructions, we did find a few steps where the arrow indicating the operation was omitted or some other error was discovered. However, since our unit was probably an early model run, it is possible that those problems have been found and already corrected. Even so, it took very little effort to figure out exactly what was meant. As always, Heathkit has provided an excellent assembly manual.

Frequency selection is accomplished with three push-buttons located under the 7-segment LED readouts on the front panel. The buttons (1 MHz, 100 kHz, and 10 kHz) advance the frequency of the transceiver at the scan rate. If, for example, you wished to operate at 146.940 MHz, you would first place the *model VF-7401* into the manual mode with the manual/scan button. You then advance the frequency by pressing the 1-MHz button until the first position of the three-digit display reads 6, the 100-kHz button until the second

position of the display reads 9, and the 10-kHz button until the last position of the display reads 4. You would then be operating on the desired frequency. The unit would remain on that frequency as long as it is in the manual mode. There is an offset switch that will add a +5-kHz offset to the transmit and receive frequencies. If you switch into the scan mode, the transceiver will scan from 146.000 to 146.990 continuously. For repeater operation, transmit offsets of +600 kHz, -600 kHz, or 1 MHz are available, in addition to simplex. If you use a repeater requiring a sub-audible tone, there are three user-selectable frequencies for that purpose.

The transmitter is rated at 15 watts output (at 13.8 volts DC input) and is adjustable over a range from 10 to 15 watts by a rear-panel control. The unit assembled and tested for this article attained a solid 14 watts at 12.8 volts DC on the lab's power meter. Modulation is adjustable from 0-7 kHz deviation. Spurious and harmonic output is -60 dB.

Receiver specifications include a sensitivity of 0.5 μ V for 12 dB SINAD (or 15 dB of quieting). Image and spurious rejection is -50 dB or greater. IF rejection is greater than -80 dB. The squelch threshold is 0.3 μ V or less. In lab checks we found that the receiver will respond to a 0.1 μ V signal but that for reliable squelch operation, a signal between 0.2 μ V and 0.3 μ V is needed. That agrees with the published specs. On-the-air tests indicate that several stations can be heard weakly once the squelch has been opened. Audio output is 1.5 watts with less than 10% THD (2 watts maximum.)

Other features include a front-panel combination relative signal strength/output power

meter and a 4-pin DIN microphone connector. The unit tested came with a standard microphone. However, a *Micoder* (auto-patch encoder) unit can be wired for use with the *model VF-7401* that will allow the transceiver to be used for auto-patch operation. Power for the *Micoder* is drawn directly from the transceiver's power supply rather than from its own internal battery.

All in all, we found the Heathkit *model VF-7401* Two-Meter Digital Scanning Transceiver to be enjoyable to assemble and even more fun to operate. The *model VF-7401* Two-Meter Digital Scanning Transceiver sells for \$339.95 and is available from The Heath Company, Benton Harbor, MI 49022. **R-E**

B&K Precision Model 1520 20 MHz oscilloscope



CIRCLE 103 ON FREE INFORMATION CARD

MOST TECHNICIANS WILL TESTIFY THAT AN oscilloscope is among their most valuable



THINK WHAT RUNAWAY FUEL COSTS ARE DOING TO YOUR BOTTOMLINE

Take advantage of your Zenith distributor's exchange program for genuine Zenith replacement modules, tuners, channel selectors, and sub-assemblies.

It's one sure way to keep a Zenith all-Zenith. With replacements remanufactured for reliability by Zenith people as expert as those who made the originals.

See your Zenith distributor now about an exchange program for Zenith replacement modules, tuners, channel selectors, and sub-assemblies no "outside" source can match!

Call now before another costly callback cuts deeper into your bottomline!

Always insist on Zenith exact replacement parts, tubes and accessories.

ZENITH
The quality goes in before the name goes on®

Zenith Radio Corporation/Service, Parts & Accessories Division/11000 Seymour Avenue/Franklin Park, Illinois 60131

CIRCLE 62 ON FREE INFORMATION CARD

EQUIPMENT REPORTS

continued from page 35

pieces of test equipment. Now there is a new breed of those instruments featuring triggered sweep. Even kit companies now produce triggered-sweep oscilloscopes rather than the old continuous-sweep devices. The main advantages of those new scopes are better definition and higher frequency response. The B&K Precision *model 1520* is an excellent example of that new technology.

The *model 1520*'s circuitry is built around a circular CRT that uses a brilliant blue P31 phosphor. An 8 × 10 centimeter graticule comes with the scope, and a replaceable vector-scope graticule is included for TV work.

The *model 1520* is very compact (approximately 10 × 7½ × 14 inches), and weighs 20 pounds. Its aluminum cabinet is finished in brown and beige, with a brushed aluminum panel. An adjustable carrying handle doubles as a tilt stand. Two probes are included, each in its own zipper pouch. The probes are low-capacitance types, permitting high-frequency use with minimum circuit loading. Switches allow you to select direct reading or 10:1 attenuation of test point signals.

The oscilloscope features high sensitivity (5 millivolts per division), with calibrated sweep ranges from .5 microsecond to .5 second per division. Vertical-input impedance is 1 megohm shunted by 27 pF.

Sweep response offers high resolution from DC to beyond 20 MHz. In our tests, we were able to maintain high definition through 40 MHz before distortion became apparent. Overshoot is less than 3% (100 kHz square-wave). A built-in ×10 magnifier switch

stretches the horizontal sweep, permitting you to extend the upper-frequency limit. The magnifier also lets you examine a detailed portion of the waveform. A .1-volt (P-P) squarewave calibrator is built in. That calibrator provides a convenient setup for making waveform measurements.

Synchronization is very stable, locking on to input waveforms and maintaining its hold through the upper limits of its frequency range. A minor touchup of the triggering vernier is necessary if the input waveform is changed considerably in frequency. In our test, triggering became a little touchy at the highest frequency input but it was always rock steady after adjustment. Internal or external triggering is available. A 17.5-nanosecond risetime assures a distortion-free display at high frequencies over the full viewing area of the screen.

In the dual-trace mode, the traces may be individually adjusted. Alternate sweep or 200-kHz chop modes can be selected for the dual-sweep display. Twelve calibrated voltage scales (5 millivolts to 20 volts per division) provide accurate measurements on both channels. Switch-selectable synchronization sources are channel A, channel B, internal, or external. Additionally, each sync source may have positive or negative polarity.

The two channels may be integrated algebraically, letting you display a single trace that is the sum of the two inputs. That capability is excellent for displaying differential voltages or distortion. The two channels may also be displayed at right angles (X-Y) for the purpose of graphic displays.

A Z-axis input (intensity modulation) is provided for input and frequency markers.

Trace rotation may be done electrically by adjusting a front-panel control.

There are many uses for an oscilloscope as versatile as the *model 1520*. Digital-logic applications allow you to design, analyze, and troubleshoot both professional and home-entertainment microprocessor and computer circuitry. For video applications, the *model 1520* is useful in aligning and setting up CATV/MATV installations and television receivers. In addition, a built-in sync separator circuit is included for analyzing composite video signals.

Citizen's Band and low-band communications equipment may be analyzed directly with the *model 1520*. Modulation patterns, RF peaking, and IF alignment are greatly simplified with this instrument. Digital-data transmissions and single-sideband exciter alignment are made much easier with a laboratory-quality oscilloscope such as the *model 1520*.

The accompanying manual is well written and will greatly assist both the beginner and the veteran service technician. The manual contains many illustrations.

We were very impressed by the quality of construction and thoughtful design of the new *model 1520* oscilloscope from B&K Precision. We think you will be too. The *model 1520* is not inexpensive, but it offers the user quite a bit for his money. If you are in the market for a quality top-of-the-line oscilloscope, it would be worth your while to take a careful look at this one.

The *model 1520* oscilloscope sells for \$840 and is available from your local electronics distributor. For further information, write B&K Precision Dynascan Corporation, 6460 West Cortland Street, Chicago, IL 60635. R-E



Your best guide through the solid state jungle...

The new 1981 RCA SK Series Replacement Guide



Largest Edition Ever - 408 pages

Wilson WV-1A Four-Band Vertical Antenna



CIRCLE 104 ON FREE INFORMATION CARD

SOME HAMS LIKE VERTICAL ANTENNAS, SOME DON'T. The argument is not clear cut, as there are many variables in operation when compared to horizontally-polarized antennas. Verticals do have a lower angle of radiation (good for ground wave and DX), and they take up less room, generally requiring only one support point.

Arguments against them include their vulnerability to electrical noise (which is often vertically polarized), and their lack of directivity making them susceptible to QRM (interference from other stations) from every direction. They are certainly more expensive, as they must be solidly built for self support.

They also require an elaborate ground system for efficient operation.

But we were not interested in the pro or con argument when we ordered Wilson's new WV-1A for evaluation. We were interested in how the new product would compare to similar antennas from competitors like Hy-Gain, Hustler, and Mosley.

Assembly

The WV-1A is securely shipped in a heavy-duty cardboard box and packed in styrofoam. Unpacking the unit, we were pleased to discover that the antenna is made of high quality taper-swaged seamless aluminum tubing of heavy enough gauge to be self-supporting without guying. The heavy-duty bracket is also as sturdy as any we have seen for a moderately priced antenna system. A SO-239 female coaxial connector (included) allows for convenient connect-disconnect to the transmission line.

All assembly hardware is packaged in a plastic bag. A parts list is provided with a check-off procedure to verify correct factory parts count. Part numbers, quantities, measurements, and descriptions are all provided so that no mistake is made while reviewing the hardware provided, or when ordering replacement parts.

To aid in assembly, detailed illustrations are included in the assembly manual. Spacings, identification details, and assembly procedures are thoughtfully illustrated.

As with all other aluminum antenna elements, we would recommend application of anti-corrosive paste at all aluminum fittings and joints to preserve continuity. Normal weathering encourages electrolytic corrosion of most metals, especially aluminum. If you

live anywhere near the ocean, that protection is especially important. Unfortunately, antenna manufacturers no longer supply a complimentary package of that protective paste with their products. The paste will have to be ordered separately from other sources.

Although it is theoretically possible to mount a vertical antenna against an actual ground (the earth), a perfect ground counterpoise is rarely (if ever) found in nature. An artificial ground plane consisting of radials is always recommended. To test that, we decided to mount the WV-1A on a ten-foot ground pipe driven into rocky, wet soil. No ground radials were used.

Since the WV-1A is made of thick-walled aluminum tubing, no additional guying was necessary. The trap-loading coils are high-Q, providing sharp resonance near the band centers. Naturally, with tuned traps, bandswitching is automatic. When properly tuned, the WV-1A needs no further adjustment for four-band operation.

The antenna is designed to properly match a 50-ohm transmission line, standard for all communications equipment. Since the antenna is fed at a low impedance point, high voltage are over is not a consideration. Conductor sizes are more than adequate for full legal power limit—2 kilowatts PEP in the amateur service. When ideally mounted and adjusted, it is possible to get a 1.1:1 VSWR on all bands. Actually, that low reflected power will only occur at one frequency. The high-Q coils allow the VSWR to increase to about 2:1 at the band edges on 40 through 15 meters, and it is significantly higher on 10 meters.

Without radials, sharp resonance is not easy.
continued on page 42

The RCA Replacement Guide tells you how to make over 170,000 solid state replacements using fewer than 1,400 SK and KH types.

Solid state is growing fast. So fast that servicing it puts you in a jungle of brands and unfamiliar components with new and different applications.

The 1981 RCA SK Series Replacement Guide takes you through these uncharted parts with confidence and knowledge.

Over 170,000 foreign and domestic replacements are listed in this one handy book. With it, you can find RCA SK replacements for transistors, rectifiers, thyristors, integrated circuits and high-voltage triplers in just seconds.

Clearly indexed and easy to understand, the guide contains 1,382 RCA SK and KH types — including 200 new types for '81. A convenient dual-numbering system helps you quickly find the proper SK replacement. For example: SK3444/123A. The guide is also invaluable for

many industrial applications. Use it to make MRO replacements right from your shelf.

So when you're working in the solid state jungle, get yourself a great guide — the 1981 RCA SK Series Replacement Guide. It definitely leads the way. Pick up your copy now from your RCA SK distributor or send a check or money order for \$2.25 to: RCA Distributor and Special Products Division, P.O. Box 597, Woodbury, N.J. 08096.

RCA SK Replacement Solid State



**THESE ARE NOT
HOME-MADE TRAINING DEVICES.
THESE ARE PRODUCTION MODEL
MICRO-SYSTEMS.
NO OTHER HOME STUDY SCHOOL
OFFERS THEM EXCEPT NTS.**



IN FACT, NTS ELECTRONICS PROGRAMS INCLUDE THE WIDEST ARRAY OF SOLID-STATE AND DIGITAL EQUIPMENT EVER OFFERED BY ANY HOME STUDY SCHOOL.



2-Meter FM Transceiver

Now, for the first time, you can learn all about microcomputers by working with your own production model at home. We'll explain the principles of troubleshooting and testing this remarkable instrument and, best of all, we'll show you how to program it to do what you want.

It's the perfect opportunity for you to learn BASIC high level language programming and assembly language programming.

Then, to learn how to localize microcomputer problems and solve them, you'll experiment and test with a digital multimeter and other testing gear.

But most important, you get to assemble and work with today's most sophisticated microcomputers, not home-made training devices. We believe this makes learning a lot more relevant and exciting.

In fact, production-model equipment is featured in all NTS electronics programs.

Our Color TV servicing program boasts the NTS/HEATH digital color TV (25" diagonal) you actually build and keep.

In Communications Electronics you'll build and keep an NTS/HEATH 2-meter FM transceiver, along with digital multimeter and service trainer.

Whichever NTS electronics program you choose, you can count on working with much the same kind of equipment you'll encounter in the field.

Find out more in our full color catalog on the program of your choice.

NTS also offers course in Auto Mechanics, Air Conditioning and Home Appliances. Check card for more information.



Simulated TV Reception



Digital Multimeter

1. **The NTS/HEATH H-89 Microcomputer** features floppy disk storage, "smart" video terminal, two Z80 microprocessors, 16K RAM memory, expandable to 48K. Available in NTS's Master Course in Microcomputers.
2. **The NTS/Rockwell AIM 65 Microcomputer** A single board unit featuring an on-board 20 column alphanumeric printer with 20 character display. A 6502-based unit 4K RAM, expandable. Available in NTS's Microprocessor Technology Course.
3. **The NTS/KIM-1 Microcomputer** A single board unit featuring a 6 digit LED display with an on-board 24 key hexadecimal calculator-type keyboard. A 6502 based microcomputer with 1K of RAM memory, expandable. Available in NTS's Master Course in Electronic and Industrial Technology.

NO OBLIGATION. NO SALESMAN WILL CALL.
APPROVED FOR VETERAN TRAINING.

NTS NATIONAL TECHNICAL SCHOOLS

TECHNICAL-TRADE TRAINING SINCE 1905
Resident and Home-Study Schools
4000 SO. FIGUEROA ST., LOS ANGELES, CA. 90037



NATIONAL TECHNICAL SCHOOLS

4000 South Figueroa Street, Dept. 206-014
Los Angeles, California 90037

Please rush FREE color catalog on course checked below

- | | |
|---|---|
| <input type="checkbox"/> MicroComputers/MicroProcessors | <input type="checkbox"/> Auto Mechanics |
| <input type="checkbox"/> Communications Electronics | <input type="checkbox"/> Air Conditioning |
| <input type="checkbox"/> Digital Electronics | <input type="checkbox"/> Home Appliances |
| <input type="checkbox"/> Industrial Technology | <input type="checkbox"/> Color TV Servicing |

Name _____ Age _____

Address _____

Apt. _____ City _____

State _____ Zip _____

- Check if interested in G.I. information.
 Check if interested ONLY in classroom training in Los Angeles.

EQUIPMENT REPORTS
continued from page 37

ly obtained, and actual SWR values are not predictable. As previously mentioned, we mounted the *WV-1A* on a 10-foot ground pipe. As expected, VSWR was high, and the antenna would not perform well.

If it is not possible to provide an effective ground plane using either a large conductive mesh or radials, the antenna should be isolated as high above ground as possible. Wilson has an optional radial kit available that consists of heavy-gauge, twisted wire with porcelain egg insulators. Cutting instructions and mounting techniques are well described in the accompanying literature. With rooftop mounting, and a carefully designed radial counterpoise, a vertical antenna gives a good accounting of itself.

We found the adage about vertically-polarized electrical interference to be a myth at our location. Our noise is mostly horizontally polarized, and the vertical was far less susceptible to electrical interference than was our horizontal dipole.

Caveat for SWL's

The *WV-1A* is not a general-coverage antenna. Although it is capable of excellent performance (transmitting and receiving) on the 7, 14, 21, and 28-MHz amateur bands, it will not work on frequencies between those ranges. The high-Q coils present high impedance paths at frequencies far removed from the design center frequencies. Shortwave listeners will get better results from a 20- to 50-foot random length of wire on the non-amateur frequencies.

We field-tested the *WV-1A* for about two months, observing its electrical and physical reaction to wind and rain. Overall, it has held up well. Wilson offers a one-year warranty covering performance and workmanship. The *WV-1A* seems to be honestly priced, and competitive with other similar vertical trap antennas available for amateur radio applications.

The *WV-1A* sells for \$59.95 and is available from Wilson Systems Inc., 4286 South Polaris Ave., Las Vegas, NV 89103. **R-E**

Radio-Electronics

SPECIAL REPRINT
BUILD A BACKYARD SATELLITE TV RECEIVER



**First Printing: Sold Out!
Second Printing—Just Off Press!
Reprints Now Available!**

Radio-Electronics

Satellite TV Reprints
45 East 17th Street
New York, N.Y. 10003

Please print

(Name)

(Street address)

(City)

(State)

(Zip)

I want _____ reprints @ \$6.00 each, postpaid.
I have enclosed \$_____ N.Y. State residents
must add 48¢ sales tax.

Don't miss out again!

Send away today for your 36-page booklet containing complete reprints of all seven articles in the series on Backyard Satellite TV Receivers by Robert B. Cooper Jr.

This all-inclusive report gives you all the data you need to build your own Backyard Satellite TV Receiver.

■ TELLS ALL ABOUT domestic satellite communications, with full details on how you can pull those elusive TV signals from space.

■ LEGAL REQUIREMENTS, technical specifications, and how you, the home constructor, can meet them. Find out what mechanical and electronics skills you need.

■ RECEIVER CHARACTERISTICS, technical details and specifications, along with examples of actual receivers built at comparatively low cost.

■ ANTENNA DESIGN... and exactly how you can build a spherical antennae, while keeping total earth station cost for the complete system under \$1,000.

■ THE FRONT END is critical when you build your own system. We help you explore several different approaches to making one that will work for you.

■ RECEIVER-SYSTEM hardware, and how it goes together to bring you direct-from-satellite TV reception in your own home.

To order your copy:

Complete coupon and enclose it with your check or money order for \$6.00. We will ship your reprint, postpaid in U.S. and Canada within 6 weeks of receipt of your order. All others add \$3.00 for postage. New York State residents must add 48¢ sales tax.

Non-Linear Systems Model MLB-1 Logic Probe



CIRCLE 105 ON FREE INFORMATION CARD

SERVICING MODERN ELECTRONIC PRODUCTS is much easier when you have the latest troubleshooting methods at your disposal. Most modern equipment has some digital circuitry, and in the future there will be much more of it. Because of that, there is a growing need for special test equipment designed to test digital circuitry. One such item is a logic probe that makes digital servicing a lot easier than analog circuit tracing.

The Non-Linear Systems *model MLB-1* Logic Probe is a specialized unit used in testing all types of digital circuits. It draws power from the equipment under test and will accept power supplies of up to 30 volts (maximum). The unit contains reverse-polarity protection. The input is switch-selectable and will accept DTL/TTL (5 volts V_{CC}) or CMOS/MOS (HTL at 15 volts V_{CC}) logic up to a maximum frequency of 10 MHz. Three LED indicators on the *model MLB-1* will tell at a glance the logic state of the device being tested.

In normal use the *model MLB-1* is first connected to the power supply of the unit under test with the alligator-clip-terminated leads attached to the logic probe. In most applications all that's required to check the device will be to touch the built-in probe to a pin of the gate (or other logic device) under test. The logic state at that pin will be shown on the LED's on the top of the *model MLB-1*. For instance, if a pulse appears at that particular pin, the LED marked PULSE will flash and the LED that indicates the nature of the pulse will also be lit (or will be going on and off indicating that the logic level at that point is changing from a "high" to a "low").

The *model MLB-1* can also be used to determine...
continued on page 44

YOU'VE SEEN THE REST... NOW LOOK AT THE BEST!



EZ 6100	
DCV 0-1000	5-Autoranges
ACV 0-600	4-Autoranges
DCMA 0-200	2-Ranges
ACMA 0-200	2-Ranges
Ω 0-2000KΩ	5-Autoranges
Low Power !!	0-2000KΩ
4-Autoranges Plus Continuity Buzzer	
EZ 6200	
DCV 0-1000	5-Autoranges
ACV 0-600	4-Autoranges
DCMA 0-200	1-Range
ACMA 0-200	1-Range
Ω 0-2000KΩ	5-Autoranges
Low Power !!	0-2000KΩ
4-Autoranges	

Ever-Ready Case
Model C-30 \$20

EZ 6200
\$105

EZ 6100
\$142

PRESENTING EASY-METER™ UNPRECEDENTED FIVE-YEAR WARRANTY.

- Autoranging on Volts and Ohms
- Easy reading 3½ digit display
- CMOS-LSI advanced circuitry
- Autopolarity
- Automatic indication, unit and signs
- Easy to operate
- Economically powered with two "AA" 1.5V batteries
- Low battery drain, 300 hours continuous operation
- Low battery warning sign
- Lo Power and Normal Ohm ranges
- Range hold
- Buzzer continuity check

- Zero adjust feather-touch button
- AC/DC Lo Ω/Ω function selection by feather-touch button
- Safety fused
- Pocket-size, compact, lightweight, nicely balanced
- Shock resistant ABS housing
- Reliable, accurate, and rugged

For ordering information contact A. W. Sperry Instruments Inc., 245 Marcus Blvd., Hauppauge, N. Y. 11787, 800-645-5398 Toll-Free (N. Y., Hawaii, Alaska call collect 516-231-7050).

A.W. SPERRY INSTRUMENTS INC.
The Measurable Advantage.

CIRCLE 24 ON FREE INFORMATION CARD

EQUIPMENT REPORTS

continued from page 42

mine if a random pulse is activating some piece of equipment when it should not be doing that. When you place the memory/pulse switch on the side of the probe in the MEM position, the LED will remain on after the first pulse. That lets you connect the device to a circuit you suspect is generating a random pulse. You can do other things and need only to check the *model MLB-1* to see if indeed a random pulse was generated. The *model MLB-1* can similarly be used to see if an inactive circuit becomes active. Those examples are just a few applications for a digital logic probe.

The *model MLB-1* is very convenient to use. Its small size (1 1/4 x 5 1/4 inches) makes it easy to hold and the 1 1/2-inch, partially insulated,

needle probe lets you reach test points on a crowded PC board. For high-frequency use, the *model MLB-1* comes with a six-inch ground lead (with an alligator clip) that may be plugged into the tip of the tester (near the probe) and connected to a ground (or common) point near the device under test.

For those of you who like to know how something is built, the *model MLB-1* tested is built on two tiny epoxy-glass PC boards. Construction is excellent and the device should withstand hard use. The instruction sheet supplied (both sides of a single sheet) contained a great deal of information although there was no schematic or servicing data.

If you often, or even occasionally, service digital equipment you owe it to yourself to check into the *model MLB-1*. The *model MLB-1* Logic Probe sells for \$44.95. From

Non-Linear Systems, Inc., Box N Del Mar, CA 92014. R-E

Drake R7 General Coverage Receiver



CIRCLE 106 ON FREE INFORMATION CARD

RECENTLY, THERE HAVE BEEN MANY NEW ENTRIES into the general-coverage shortwave receiver market. That is certainly good news for the hobbyist because many of those receivers reflect the sophisticated technology that was developed during the CB boom.

While the majority of those new receivers are imported, one notable exception is the *model R7* from Drake. It features a six-digit LED readout with the sixth digit allowing frequency accuracy to the nearest tenth of a kilohertz (100 Hz). A 25-kHz crystal calibrator is also included in the *model R7*.

A variety of selectivity options are available from the manufacturer. Those include 4.0-, 1.8-, 0.5-, and 0.3-kHz filters that sell for \$55 each. A 2.3-kHz filter is supplied with the receiver. All filters are 8-pole crystal devices. Image and IF rejection are at least 80 dB down.

One feature that added to the popularity of Collins Radio equipment years ago was passband tuning. That technique allowed the user to slightly vary the IF of his receiver to remove an adjacent interfering signal. The *model R7* has passband tuning and it works well. A tunable IF notch filter lets you attenuate the annoying heterodyne (whistle) from a nearby station without interfering with the desired signal.

The sensitivity of the *model R7* is 0.5 microvolts in the SSB/CW mode on shortwave, and 2.0-microvolts AM. At lower frequencies, sensitivity drops off somewhat: 1.0 microvolt-SSB/CW and 4.0-microvolts AM below 1.5 MHz. Frequency coverage is 10 kHz to 30 MHz, continuous tuning.

The sensitivity may be improved somewhat by using the built-in preamplifier. Although the preamp is capable of 10-dB gain, additional circuit noise restricts the useable gain to about 5 or 6 dB.

The *model R7* is a triple-conversion superheterodyne receiver, upconverting to its first IF at 48.05 MHz. A second IF of 5.645 MHz and a third IF of 50 kHz both help provide an ultimate selectivity of at least 100 dB.

While it is relatively simple to build a high-sensitivity receiver using modern IC's, stability is another matter. A receiver may drift off frequency as its components change temperature. Mechanical deformation of the chassis caused by bumping can also cause dramatic shifts in frequency. The *model R7* displayed neither of those shortcomings, staying right on frequency from warmup, even with the BFO turned on, and did not shift in frequency when slapped on the sides and top of its cabinet.

The RIT (Receiver Incremental Tuning) feature is not of particular value when the receiver is used alone but, when used with a

continued on page 104

ADVANCE IS PROUD TO INTRODUCE The  HITACHI Line of High Quality Oscilloscopes All Hitachi Instruments Are Backed by A Two-Year Warranty

Hitachi Oscilloscope V-302 B DC-30MHz dual-trace



1. TV sync-separator circuit
2. High-sensitivity 1mV/div (5MHz)
3. Signal delay line
4. X-Y operation
5. Sweep-time magnifier (10 times)
6. Trace rotation
7. Z-axis input (Intensity modulation)

ADVANCE ELECTRONICS

THE TEST EQUIPMENT SPECIALISTS

TOLL FREE HOT LINE 800-223-0474



54 WEST 45TH STREET,

NEW YORK, N.Y. 10036 212-687-2224



Hitachi Oscilloscope V-152 B DC-15MHz dual-trace



1. TV sync-separator circuit
2. High-sensitivity 1mV/div (5MHz)
3. X-Y operation
4. Sweep-time magnifier (10 times)
5. Trace rotation
6. Z-axis input (Intensity modulation)

(Also available in single-trace)

 HITACHI

V-302 B & V-152 B

- TV sync-separator circuit facilitates rapid video signal measurement.
- Extra-high sensitivity; vertical sensitivity of 1mV/div. now available.
- Built-in signal delay line for leading edge observation of quick-rising waveforms (V-301 and V-302).
- X-Y operation very convenient for measuring phase difference of two waveforms.
- Sweep-time magnifier effective for precise measurement; sweep time magnifying 10 times with one-touch operation.
- Trace rotation system for easily adjusting bright-line inclination caused by terrestrial magnetism.
- Z-axis input provided-possible to use as CRT display.
- 0.2µs~0.2s-wide sweep range setting.
- One-touch shifting waveform slopes.
- Five modes of vertical deflection operation (Type V-152 and V-302).
- Panel layout with color-coding of respective functions.

Put a proven Hitachi dual-trace oscilloscope on your bench for as little as \$695. Our V-152 15MHz model includes unprecedented sensitivity (1 mV/div.)...10X sweep magnification...front panel XY operation...trace rotation...Z-axis input...and more. Need greater bandwidth? Our V-302 model is the only 30MHz dual-trace scope with signal delay line priced under \$1000, with all the above features, to make your testing operations fast, easy, and accurate. Reliability is exceptional too. (As you'd expect from a manufacturer with over 20 years of experience "outscoping" the competition.) So exceptional, in fact, that Hitachi quality is backed by a 2-year warranty...the longest in the industry. Whether you use it for teaching or repairs, for video, audio, or computer testing, you can't find more scope for your dollar than at Hitachi. Call for more details.

Normal Price

- V-152 B 15 MHz Dual Trace \$735*
- V-302 B 30 MHz Dual Trace \$995*

*Probes included.

Call For Special Introductory Price Offer

Hitachi...The measure of quality.

Video Review knows a bright idea when it sees one.



Simulated TV picture. Simulated wood cabinet.

Video Review magazine tests a lot of sophisticated video products.

They get to see virtually every make and type of color TV receiver

Which makes their selection of Magnavox as their standard TV receiver pretty impressive.

"We thought the Magnavox picture quality and resolution were superb."

"Ever since *Video Review* began testing products," says the magazine, "we've been looking for a top quality, 19-inch TV set that might serve as a standard of reference for all of the other products we test... video cameras, video cassette recorders, video cassettes.

"We thought the Magnavox picture quality and resolution were superb, and that off-the-air sensitivity was also extremely good.

"Major VHF channels were received with uniformly accurate color fidelity. This receiver produced superior color pictures

even when using its own indoor VHF and UHF antennas."

"The special tuning features and remote control capabilities of the Magnavox receiver are awesome."

"The tuning system is purely electronic and totally digital," they continue. "There is a fine tune switch and a memory lock button. If any channel is received mistuned, the user simply fine tunes up or down in frequency by holding the button, and when perfect tuning has been achieved, the button is released and the memory lock button is depressed once.

"Nearby is Magnavox's Videomatic feature. Depressing this button activates the electronic eye for automatic brightness adjustment, color adjustment circuits and automatic fine tune."

"...unusually good for any receiver."

Overall, *Video Review* rated the Magnavox 9.5 or better (out of a

possible 10.0) on Video Quality, Reception Sensitivity, Color Fidelity, and Video Resolution and Fidelity. As they put it, "...unusually good for any receiver."

We can only add that once you see a Magnavox color TV at your Magnavox dealer, we think you'll agree.

For Magnavox color TV specifications, write Magnavox Consumer Electronics Company, Dept. 700, P.O. Box 6950, Knoxville, Tennessee 37914.

© 1980 MAGNAVOX CONSUMER ELECTRONICS CO.

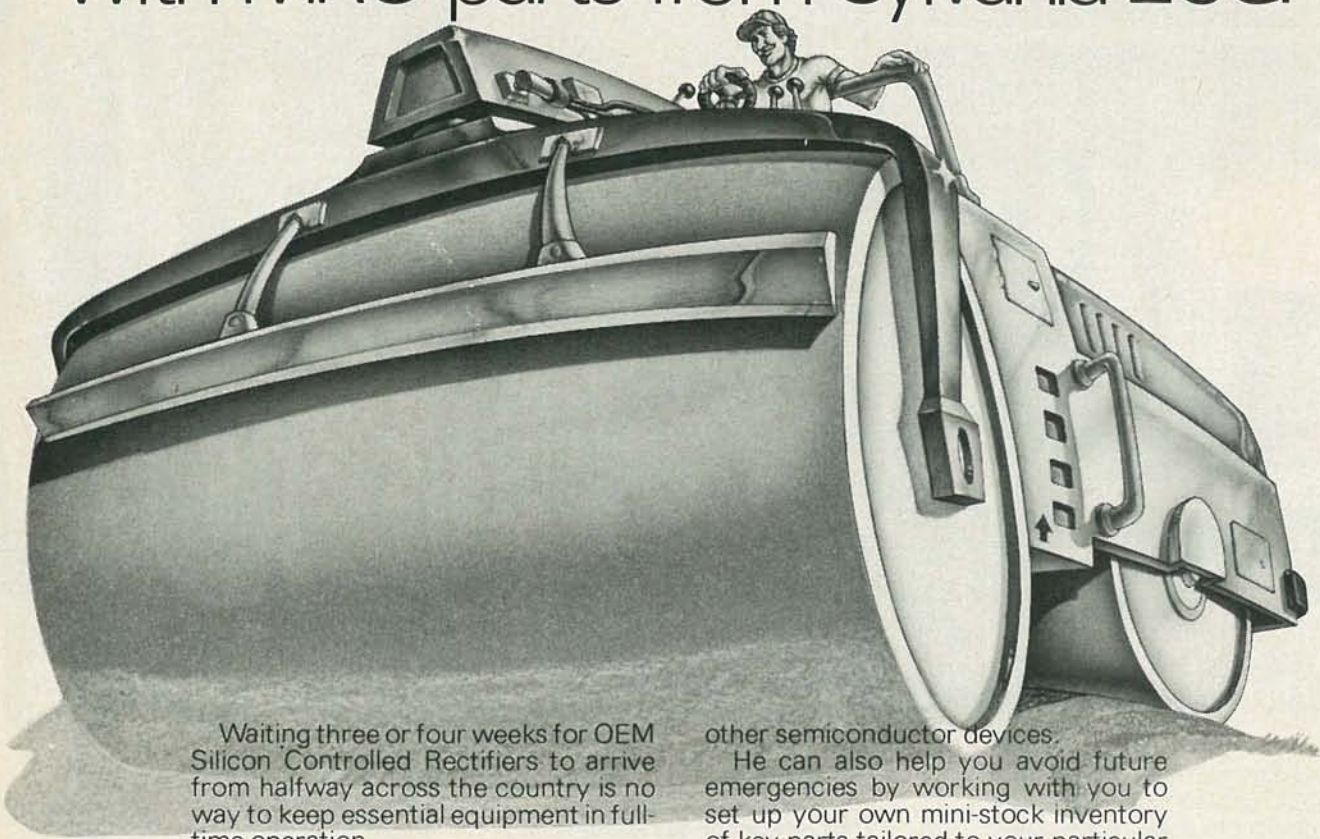
MAGNAVOX
MAGNAVOX
MAGNAVOX
MAGNAVOX
MAGNAVOX

The brightest ideas in the world are here to play.

CIRCLE 61 ON FREE INFORMATION CARD

Asphalt company smooths out repair operations

with MRO parts from Sylvania ECG.



Waiting three or four weeks for OEM Silicon Controlled Rectifiers to arrive from halfway across the country is no way to keep essential equipment in full-time operation.

An asphalt company in Montgomery, Ala., solved that problem when they discovered Forbes Godfrey TV Electronics, the local Sylvania ECG distributor. Forbes Godfrey found the exact replacement SCRs they needed listed right in the Sylvania ECG Industrial MRO Replacement Guide. Not only did they get their SCRs right off the shelf, they got them at a much better price.

But, you don't have to have that kind of delivery problem to get high-speed action from your Sylvania ECG distributor. He can give you fast service on replacements for linear and digital integrated circuits, triacs, SCRs, transistors, zeners and more than 70,000

other semiconductor devices.

He can also help you avoid future emergencies by working with you to set up your own mini-stock inventory of key parts tailored to your particular needs. And since the electrical specifications of many ECG replacements actually exceed those of the original parts, he can help you upgrade the reliability of many types of equipment at minimum cost.

He also has the famous "Sylvania ECG Industrial MRO Replacement Guide and Catalog" which provides technical information, and cross-references more than 70,000 industrial part numbers.

Get your copy where you get the parts—at your local Sylvania distributor.

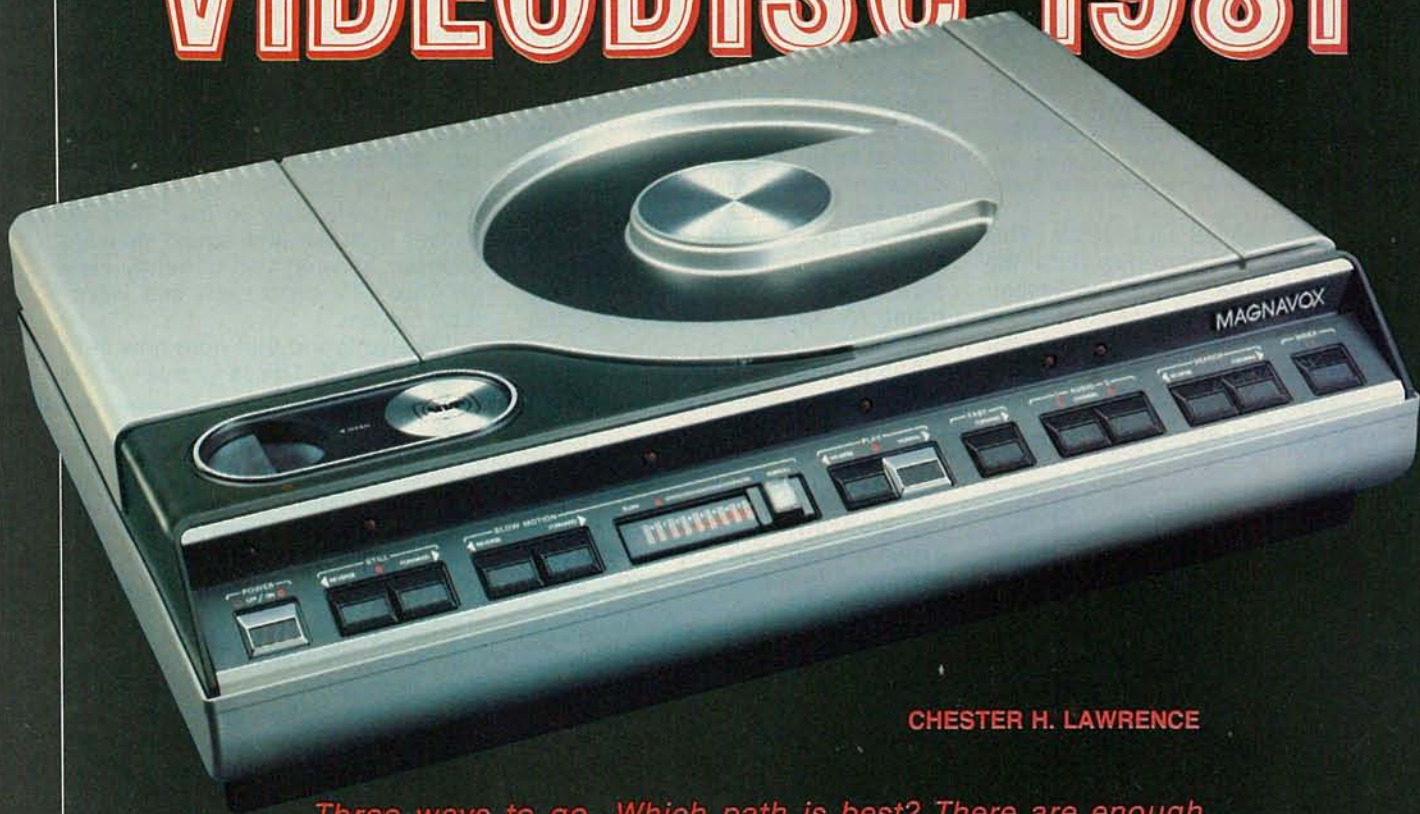
TO FIND OUT WHERE HE IS, CALL TOLL-FREE 800-233-8465.

SYLVANIA

GTE

VIDEO

VIDEODISC 1981



CHESTER H. LAWRENCE

Three ways to go...Which path is best? There are enough facts here to help you make that decision.

AFTER A LONG WAIT AND SEVERAL FALSE STARTS IT LOOKS like 1981 will really be the year of the videodisc. Back in April 1979 **Radio-Electronics** published the first articles that showed how the Magnavox and RCA videodisc systems really worked. At that time the Magnavox system was the only videodisc that anyone could buy. Today, it's a different story. Right now, while you are reading this article, you should be able to go out and buy a Magnavox player for optical videodiscs or a Pioneer player for those same optical videodiscs or an RCA player for their capacitance videodiscs.

By the end of this year substantial quantities of all three will be readily available and software—movies, performers, cooking lessons and a lot more will be rolling off the production lines. The revolution in home entertainment has finally arrived. Along with it arrives a mass of confusions and questions. I've tackled those in this article.

Who's confused—and why? You, the customer. There are, right now, two non-compatible systems that you can buy and a third one on the way from JVC. It's your money, and you have to decide which of these three systems is the one that's right for you. Yet none of them is compatible with any other.

MAGNAVOX OPTICAL VIDEODISC



MAGNAVISON PLAYER WITH the lid up. The unit cannot be turned on until the lid is closed.

IT'S TWO YEARS OLD NOW. This player was first introduced to the public in Atlanta, Georgia on December 15, 1978. On that same day the handful of available equipment sold out. Today, improved versions of the

player are available along with a wide range of records (videodiscs) to play on the machine. The current price is under \$700 and reasonable numbers of these players are available now.

The disc itself looks very much like a conventional long-playing phonograph record. It's different in that it delivers video and audio signals to a standard color TV set. Since only a beam of light from a low-power solid-state laser touches the disc, it can be played again and again without wear or deterioration. A single side of one disc can deliver up to 1 hour of viewing, in color, with stereo sound. Others play for only 30 minutes on a side, but can be played frame by frame for still presentations or stop action.

The disc itself rotates at 1800 RPM

and each frame (1 or 2 to a rotation) is individually coded with normally invisible index numbers and can be selected quickly when used in players that have a random-access feature.

Right now both Magnavox and Pioneer offer optical videodiscs for sale in the US. At the winter CES Show in Las Vegas Gold Star and Kenwood both announced and demonstrated optical videodisc players.

I've had the opportunity to actually spend a lot of time with both Magnavox and Pioneer videodisc players. I can assure you that they work, work well, and are easy to use. They do deliver pictures and sound that are superior to what you currently view on "live" TV broadcasts and videotape players.

I've also found that right now (end of January 1981) discs for this system

RCA CAPACITANCE VIDEODISC



RCA VIDEODISC PLAYER. Disc is inserted, in its case, into the player. Your hand never touches it.

JUST APPEARING ON THE MARKET is the RCA videodisc player. They have dubbed it a CED (*Capacitance Electronic Disc*) system. RCA tells me that this system was selected for

development after carefully researching alternative approaches. It is less expensive than the optical videodisc players at its announced, under \$500, price.

The CED system which will also be offered by Zenith in about six months, followed by Hitachi, Radio-Shack, Sony and others, uses plastic discs with spiral grooves. A pickup stylus rides the disc grooves, thus reducing the complexity of the mechanics that control stylus movement. Features such as Visual Search and Rapid Access, both in the forward and reverse directions are available on all RCA CED discs and players. High-quality picture performance, up to two hours of playing time (one hour per side) are system features.

I have not yet had the opportunity to test, in my home, the RCA player. My only personal contact with it to date has been at press conferences and the Winter Consumer Electronics Show, this past January. What I have seen indicates the capability of delivering a better than broadcast-quality picture. However, the players demonstrated at the CES show all evidenced a background hash in the picture. It was not visible at normal viewing distances, but when you got up close to the screen it was there.

Remember, these may not have been production units and a show atmosphere can create interference conditions that would not occur in your home. When I have had the opportunity to check out the player in an at home environment, I'll present a more complete report.

JVC CAPACITANCE VIDEODISC



JVC-TYPE PLAYER MADE BY Panasonic is not yet available to the consumer.

NOT YET ON THE MARKET, the JVC VHD system offers a capacitance-type videodisc that does not have a groove. So far, in addition to JVC, General Electric, Matsushita Electric (Panasonic), Thorn EMI, Sansui,

Hitachi and others have said that they also will produce the unit.

The player reproduces full-color video programs with two-channel stereo sound. The player rotates the disc at 900 RPM and is capable of visual forward and reverse slow motion, forward and reverse fast motion, search or stop-action mode. Like the RCA unit it offers front loading and your hands never touch the disc.

VHD stands for *Video High Density*, and it offers two optical features the others systems do not. The first is a random access capability that will permit the viewer to program more than 10 separate segments for playback, in order, and at the particular speed selected for each segment. The second is a digital audio processor that when added to the basic

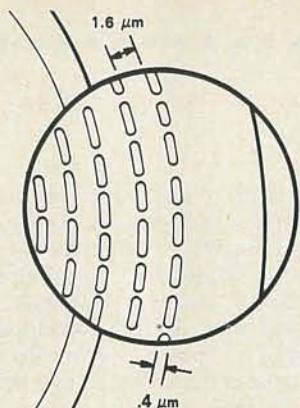
player provides 4-channel PCM (*Pulse Code Modulated*) stereo sound for audio enthusiasts.

While the VHD system uses a capacitance playback system, there is no groove to guide the stylus around the disc. Instead the diamond stylus follows invisible spiral tracks consisting of micro-pits in which both pilot and main signals are recorded and used.

The playback stylus has an electrode that detects capacitance variations between the disc and the stylus.

The VHD disc is slightly smaller than that used by the other systems. It is only 10 inches in diameter and provides the same 2-hour maximum playing time.

Disc and stylus are both subject to wear. As a result they do have to be replaced periodically. However the wear is much less than that of the



MICRO PITS IN THE SURFACE of the videodisc carry the encoded video and audio information.

are still relatively hard to come by. However, that problem seems to be easing. In fact I just received the first in a new series of "Interactive Videodiscs." The one I have lets you watch

a football game and simultaneously listen to the respective team coaches comment on the action. At the end is an interactive quiz for the viewer.

The disc is never turning when the player lid is open. At 1800 rpm, a rotating disc could become a dangerous device indeed.

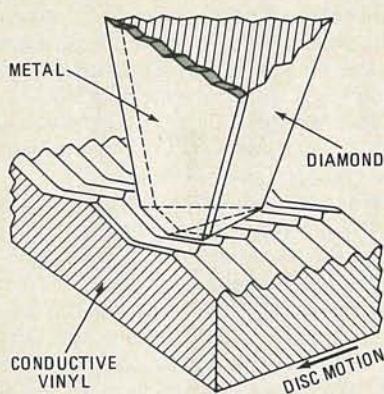
The information encoded on the optical videodisc is the resultant of three FM signals. These signals are 8.1-MHz FM, modulated with composite video (including chroma); 2.3-MHz FM modulated with channel-1 sound; and 2.8-MHz FM modulated with channel-2 sound. Each sound carrier has a maximum deviation of 100 kHz. The bandpass of the video carrier extends from below 4 MHz to above 12 MHz so that all necessary sidebands can be included.

Advantages of the optical videodisc include no disc wear after re-

peated playings, no stylus wear; the disc is difficult to damage and is easy to clean. Slow motion, stop motion and random access are easy to provide. The unit delivers stereo sound.

Disadvantages are a complicated servo system required to enable the laser to track the signal path on the disc and therefore a more expensive player.

I like the optical system because of the "no wear" feature. It means that once I buy a videodisc to play it can be used "forever," assuming I don't physically break the disc. I also like the random-access feature. Theoretically someone could offer a disc that contained more than 60,000 individual pictures on it (30,000 to a side). I could pick the ones I wanted to see and then view them, one at a time, in any order for as long as I wanted to. **R-E**



CAPACITANCE PICKUP RIDES the groove in the RCA videodisc system.

The player is simple to operate. The videodisc is stored in a protective plastic sleeve or "caddy." The caddy and disc are inserted into the

player. The caddy insures that the disc is always correctly loaded as well as protected when the disc is not being played. When the caddy is removed the disc remains in the player.

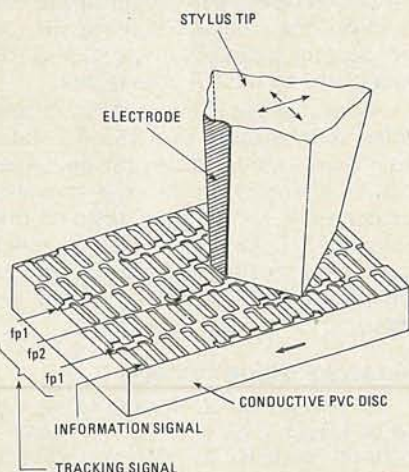
The RCA CED videodisc can store two hours of recorded picture and stereo sound on a disc. A spiral "V" shaped groove guides the diamond pickup stylus as the disc rotates at 450 RPM. The tip of a thin metallic electrode on the flat trailing-edge of the stylus serves as a capacitance probe for the recovery of the signal. The conductive surface of the disc serves as the other plate of the capacitor. As the disc rotates, and the stylus tracks along the groove.

Advantages of the CED system include low cost for both the player and the disc (the disc is much simpler to make than the optical videodisc).

The player is extremely easy to use and relatively uncomplicated.

On the negative side, there is disc wear. Discs do wear out. The stylus does have to be replaced periodically. The player now being sold does not deliver stereo sound. Stop-motion and random access are not currently available. However, if you are going to use your player for watching motion pictures and to see your favorite singers, the lower cost can outweigh these other factors.

I have personal reservations about the CED system. When it becomes available delivering stereo sound, stop motion, and random access, I will re-evaluate my current impressions, because the newer players (today still on the drawing board), may be completely different from those now on sale. **R-E**



THERE'S NO GROOVE in the JVC VHD videodisc. It too is a capacitive type disc.

RCA system. JVC's claim is 2000 hours. Demonstrations of these players at the Consumer Electronics Show this

last January were very impressive. Video quality was excellent and all the optional features worked. The equipment is not yet available, although you may be seeing early models before the end of this year.

The video signal carrier is at 6.6 MHz and has a 1.8-MHz frequency deviation. Luminance bandwidth is 3.1 MHz. Both audio channels have a 20-kHz bandwidth with a 60 dB signal-to-noise ratio.

As a combination video-audio player, the VHD system appears to hold great promise. If it were available today with all its options, I would probably like it better than either the optical videodisc or the CED system. Unfortunately, it is not available today. Further, pricing for the complete system is not known. Therefore, I would not recommend waiting for the VHD players to appear before deciding on

a videodisc system for your home.

Again, I must stress that I have not yet had the personal use of this system. My comments might favor this system even more after I do use it, or I might find it less desirable.

In the interim I must conclude that all three systems deliver great TV pictures...probably the best ones you have ever seen on the screen of any home TV set. Audio quality is also first rate. One thing is certain, Videodisc today is ready for the home. It is here, it is viable, and I for one will be buying a system for my home in the next month or two.

One last note. A videodisc system, no matter how good, is no good at all if you can't buy anything to play on it. Whichever way you decide, do make sure that software is available. Otherwise you could end up with an expensive electronic paperweight. **R-E**

RCA SelectaVision Videodisc.....

FOR THE VERY FIRST TIME WE WERE able to get our hands on a "CONFIDENTIAL" copy of the technical manual for the RCA STF100 Videodisc Player. It is very complete and comprehensive. As a result, this article, describing all of the important technical features and operation of the RCA CED-type players, became possible.

Figure 1, a block diagram, gives you a complete overview of all of the operating circuitry of the player. Most of these elements clearly divide into two basic categories—system control and

signal processing circuits. The system control electronics are supervised by an on-board microprocessor. It receives inputs from user controls and uses that information to oversee player operation.

This microprocessor is also responsible for decoding the Digital Auxiliary Information (DAXI) code supplied by the videodisc that permits the player to determine time indications. Most of the system control electronics are mounted on a single circuit board that is physically positioned above the disc player's turntable, hidden inside the case.

The signal-processing circuits together with some processing circuits located in the arm assembly, detect the video information on the disc, demodulate this information, process it through a comb filter and then use it to modulate the output of a Channel 3 or 4 modulator. This signal is then coupled to a standard color TV receiver.

Six integrated circuits do the job. They comprise almost the entire signal processing circuitry.

Mechanical operation

When the machine is put into use the operator uses the FUNCTION lever, a front-panel switch. This is actually the visible portion of a mechanical linkage connected through cams to operate four switches and to raise the turntable to the play position. You can see the details of this arrangement in Fig. 2.

The switches are the AC POWER switch, the AC PLAY switch, the DC PLAY switch and the ANTENNA switch.

When the FUNCTION switch is moved to the LOAD position, the mechanical system lowers the turntable to allow the caddy housing the videodisc to be inserted into the player. When the lever is placed into the PLAY position, after the disc caddy has been removed from the player, the turntable is raised to support and rotate the videodisc.

The FUNCTION lever also controls, as mentioned a moment ago, the ANTENNA switch. When the player is in its OFF mode, the antenna switch connects the external antenna to the TV set through the disc player's RF output jack. In the PLAY and LOAD positions the ANTENNA switch is activated by the linkage to disconnect the external antenna and to connect the output from the internal RF modulator to the RF output jack.

As you can see in Fig. 2, the FUNCTION lever is connected to a tapered slider cam that is mounted directly under the center of the turntable. The turntable center shaft, or follower, rests on this slider cam. In the PLAY mode, the slider cam raises the turntable until it contacts the disc that has been inserted into the player.

Videodisc signal retrieval

As you probably already know, the RCA player uses the CED, capacitive pick-up system. In this system FM modulated carrier signals are stored on a conductive plastic disc by varying the depth of the grooves. The FM TV signal is retrieved by detecting changing capacitance between a metallized electrode on the stylus and the conduc-

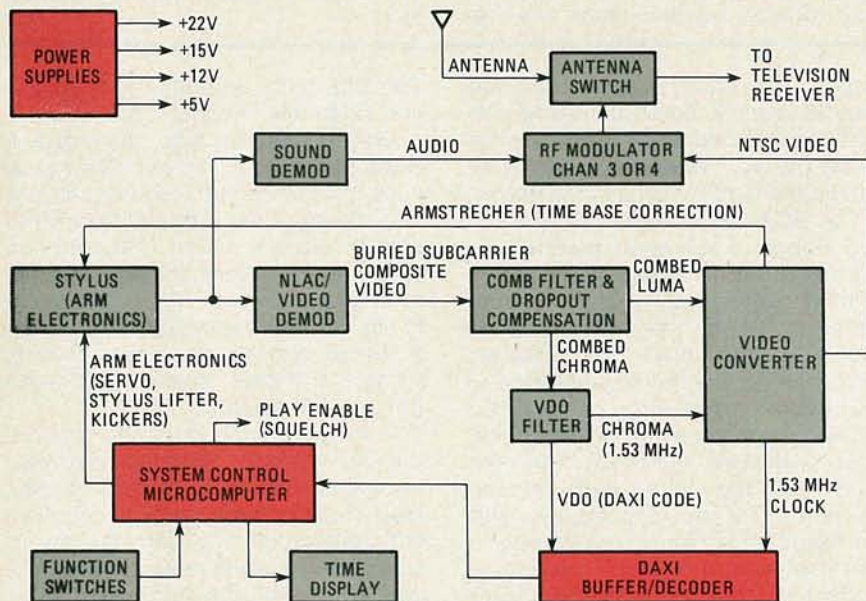


FIG. 1—BLOCK DIAGRAM OF THE VIDEODISC player. This diagram shows all of the elements that retrieve the signal from the disc.

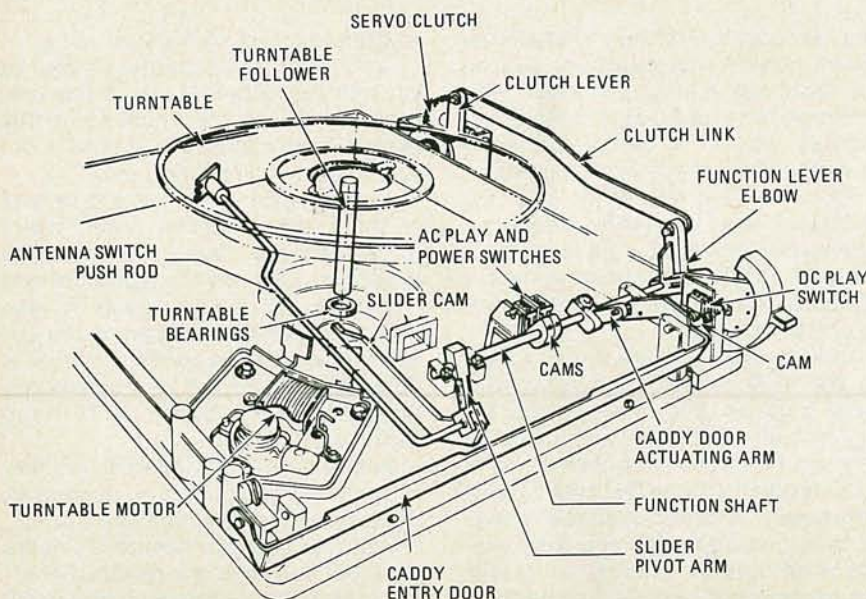


FIG. 2—THIS DRAWING SHOWS HOW THE FUNCTION SWITCH controls the player's operations.

A Technical Overview

tive disc. Figure 3 is an enlarged diagram showing this process.

The varying capacitance that results is then coupled to a 910-MHz tuned line in the resonator assembly that is driven by a 915-MHz oscillator. The changing capacitance from the stylus modulates the resonant frequency of the 910-MHz tuned line, thus changing the operating point of the 915-MHz oscillator energy on the tuned line. This in turn amplitude modulates the 915-MHz oscillator signal (see Fig. 4). The modulated 915-MHz signal is then applied to a peak detector circuit.

The signal recovered by peak-detecting the oscillator signal is an electrical replication of the information in the grooves of the videodisc.

Stylus operation

The diamond stylus recovers the signal from the disc. This stylus has a thin metalization on the trailing edge. This metalization is typically 2500 angstroms thick (.0000098 inches). The typical depth of the modulation on the video disc is approximately 850 angstroms (.0000033 inches) (see Fig. 5).

As the videodisc groove passes by the metalization on the diamond stylus, the effective capacitance between the metalized electrode on the stylus and the disc varies at the same rate as the distance between the tip of the electrode and the disc surface. Therefore, a signal recorded on the videodisc, a 5-MHz sinewave for instance, causes the capacitance between the electrode and the disc to vary at a 5-MHz rate.

Note that the diamond stylus is used only as a holding mechanism for the metalized electrode on the back of the stylus. The stylus itself does not pick up the video signal from the disc. Nor is it absolutely necessary for the stylus tip to be in mechanical contact with the disc. Signal is retrieved even if the stylus leaves the disc surface momentarily.

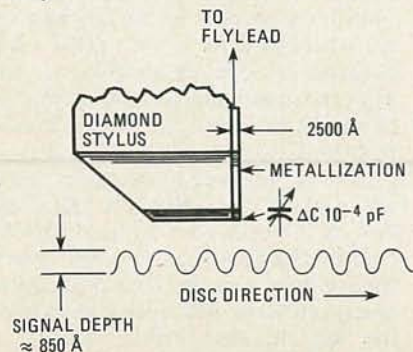


FIG. 3—STYLUS PICKUP OPERATION is detailed in the enlarged view.

The stylus electrode and its flylead (conductive shank) are connected to one end of a tuned line in the resonator cavity. This tuned line is connected through a small capacitance to the cathode of a varactor diode that controls the frequency of the 915-MHz oscillator.

The resonant frequency of the stylus flylead tuned line is controlled by an AFT voltage that is coupled back from the PW 900 preamplifier circuit. The DC voltage from the AFT circuit is applied to the cathode of the varactor diode thus changing the tuned line center frequency. This ensures that the 915-MHz oscillator is always operating at the midpoint of the trailing slope of the 910-MHz tuned line. As a result, the amplitude modulation of the 915-MHz oscillator will be linear in both positive and negative directions. This prevents the tuned line center frequency from shifting due to changes in stray capacitance at the stylus, thus causing a nonlinear amplitude modulated signal at the output of the detector.

Now that you have a general picture

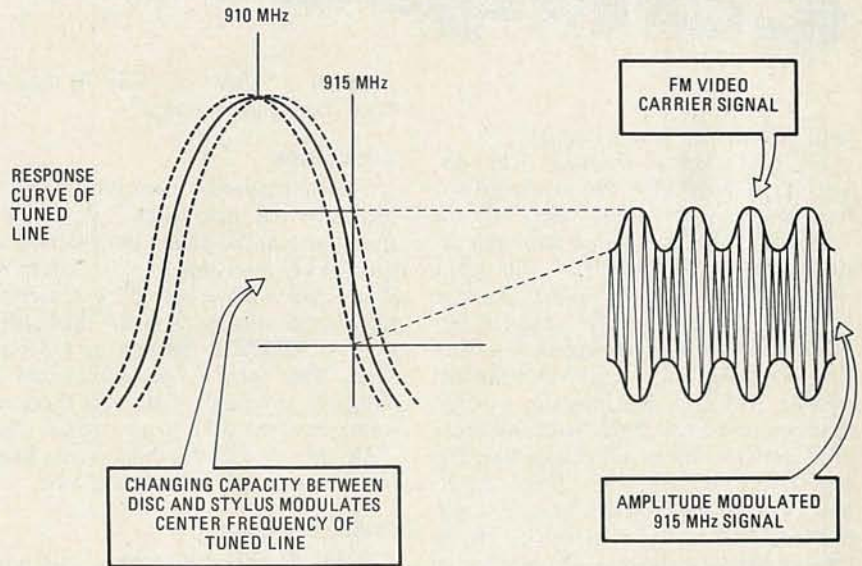


FIG. 4—VIDEO SIGNAL IS RETRIEVED FROM THE DISC by modulating a 915-MHz oscillator.

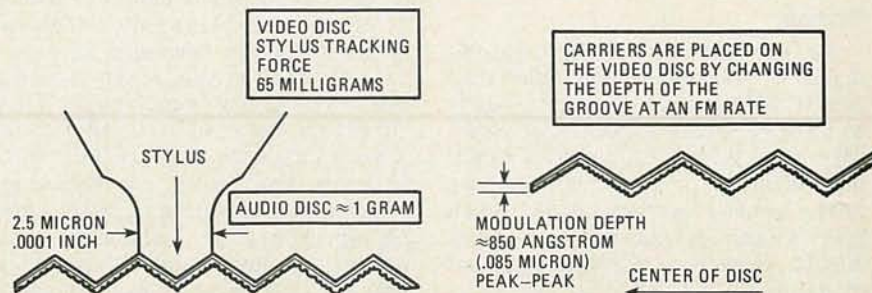
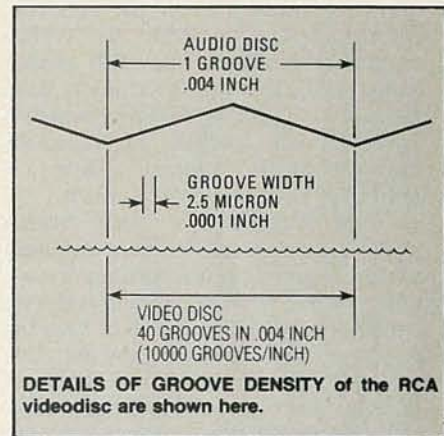


FIG. 5—DEPTH OF MODULATION on the videodisc (RCA's CED version) is approximately .0000033 inch. The stylus (right) rides the groove with a mere .065 grams of force tracking.



of the RCA disc player we'll give you till next month to digest this information. Then we will continue with a circuit by circuit description of the player. **R-E**

BUILD THIS

E. G. BROONER

THE IBM *SELECTRIC* TYPEWRITER/TERMINAL, with its famous "bouncing ball" typing element, is perhaps one of the best and most successful printing devices ever made. There are many versions and imitations of the *Selectric*, most including someone else's electronics built around the IBM mechanism, and all have achieved a good reputation. As used *Selectric* terminals come on the market, advertised as microcomputer printers, there is naturally a lively interest in them.

Many articles have been written about the conversion of these terminals to ASCII and their use with small computers. Most of those articles deal with mating one particular model of *Selectric* to one particular type of computer. This one will describe the conversion of what is advertised as the "Datel" *Selectric*—but it will also deal with generalities that should help the experimenter in working with various other versions

tion is not necessary if the printer is used only with your own computer. You can make up your own, and the way to do that will be explained later.

Characters

The *Selectric* handles two kinds of characters, printable and control. The control characters each operate from a single solenoid and therefore use only one bit of the data word. The control characters are: LINE FEED (called INDEX by IBM), CARRIAGE RETURN, SPACE, BACK-SPACE, TAB and SHIFT. The correct bit for each can be determined easily by experiment. In a *Selectric* printer there will normally be about a dozen control lines going to the solenoids; we are concerned with six control lines plus those needed for printable characters. A logic "low" is usually required to operate the solenoid driver. That can be confirmed by a voltmeter or logic probe and handled accordingly, depending on

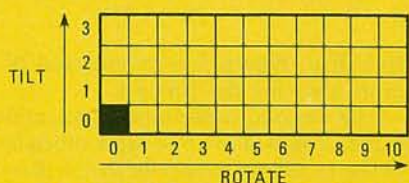


FIG. 1—TILT AND ROTATE positions for IBM *Selectric* "golf ball." Use a chart like this to record functions and characters for your machine.

cal typing ball, which may be thought of as a 4×11 matrix.

The lower left corner of that "map" may be thought of as a "home" position. If the striking mechanism is operated at this position, that particular character will print. If, however, a TILT 1 and ROTATE ONE signal are applied at the same time, the printed character will be that located at 1,1 on Fig. 1. Any of the 44 positions can be ad-

Computer-to-Se

available on the surplus market.

First, a word of warning: The conversions are not easy. They should not be attempted by anyone who is not a "tinkerer" (or by anyone who can afford a daisy wheel printer). The main reasons for taking on a project like this are the relatively low cost, and the fun of doing it. At best, the result is a slow (but otherwise nice) typewriter-quality printer. At worst, you may run into difficulties and need help from the local IBM service rep, at something like \$60 per service call. But when the project is successfully completed, you will have a printer whose output is every bit as nice as that of a daisy wheel printer, at a small fraction of the cost.

Coding

All, or nearly all, of those surplus machines use some code other than ASCII. IBM has implemented as many as three different codes over the years. That is one of the first stumbling blocks in purchasing a used terminal—the buyer usually worries about which code is used, and how to translate it to ASCII. However, it really does not matter which code was used, as transla-

whether a "high" or "low" is used by your particular machine.

Data Lines

Considering that eight data lines are used for all operations, the control functions can be coded by placing each function on one data line. For example, if you want bit-seven to be a carriage return, the binary code for that operation is 10000000 (80 hex or 128 decimal). The other control bits can be similarly assigned. Note that there are more control and print signals than there are bits in the data word. Some multiplexing will have to be done.

Print Functions

Printable characters are a little more difficult to generate than control characters, but not much. Lower-case characters are all selected by six control lines. Those are described as TILT 1, TILT 2, ROTATE, ROTATE 2, ROTATE 2A, and ROTATE 5. As the names imply, those signals tilt and rotate the ball until the correct character is in the print position. The four "rows" on the ball are selected by various combinations of the tilt signals, and the "columns" are accessed by combinations of rotate signals. Figure 1 shows a "map" of a typi-

dressed by some combination of tilt and rotate signals.

Now for upper case: A shift signal turns the ball 180 degrees, and on the "back" side of the ball, the upper-case characters equivalent to those of the "front," are found in the corresponding position. Shift and tilt/rotate signals use a total of seven bits. The one remaining operates the cycle clutch. That last bit controls the actual printing, by causing the ball to strike the paper.

Ball deciphering

The question now arises: How can we tell which line is ROTATE 2, for example, and which activates some other function? One method would be to place a signal on each line and see what it does. A simpler approach is just to transmit a number to the machine and see what character results. (That will be covered in more detail after we consider the interfacing techniques that can be used.) For now, just accept the fact that translation between ASCII and your printer is not going to be any problem. Be assured, also, that the same data bits can be used for both printable and control characters, as you will only be transmitting a single kind of character at any one time. The cycle clutch line is the key to that "multiplexing." It



Selectric Interface

Part 1—Need a letter-quality printer for your computer? Here's a way to use an

IBM Selectric printer mechanism without having to worry about ASCII conversion.

operates only for letters, and is inoperative for control functions. Its signal tells the machine how the bits are to be interpreted.

Hardware

Now we can consider, briefly, the actual hardware interface. The surplus printer will have had some kind of interface in its previous life. That may still be present, in modified or unmodified form. It may or may not work, and there may or may not be documentation for it. It will probably be better to just rip it out and build your own.

As an example, we once obtained some machines that had been part of a time-sharing network. The interfaces were supposed to work, but didn't last long, and the documentation was no help. Those particular models used nearly 100 IC's to convert data from serial to parallel form, and to control the solenoid lines. We eventually used the machines as parallel devices, with a four-IC interface of our own design. They could easily have been made to operate as serial by the addition of a UART and a few more support IC's.

Typefaces

Some IBM type-balls contain the corner brackets used in BASIC pro-

grams to indicate "greater-than" and "less-than." They also have the caret, or up-arrow, used to indicate exponentiation, and the backslash that is so useful in CBASIC. It is, therefore, a good idea to order that sort of ball from IBM if the printer is to be used for listing programs. If it is to be used only for word processing, you may want some other special type font. That point is mentioned because the used machines sometimes come equipped with a ball that is worn or otherwise unsuitable, and may have to be replaced anyway. (IBM will need to know the type and model number of the *Selectric* mechanism your printer contains.)

The conversion

With the printer at hand, and working properly from the keyboard, it's time for conversion for use with your computer. It should be noted that it has to be in top mechanical shape for computer use. A sticky carriage return, or tab key, can be tolerated in manual use, since you can always hit the key a second time. The computer, though, will just go on whether or not it worked the first time. Some of the mechanical problems we encountered, strangely enough, were the result of over-zealous lubrication by whoever "refurbished"

our machines before putting them on the market! Removing a thick layer of "axle grease," and replacing it with just a touch of *WD-40*, took care of most problems.

An inspection—and adjustment, if necessary—is money well spent at this point, especially if you don't fancy yourself a typewriter mechanic. IBM service reps are happy to work on anything IBM ever made if it has not been mutilated or severely modified, and to say that they are perfectionists is an understatement.

The first step in the conversion is the identification of the wiring associated with the solenoid operation, and with the keys, if they were wired. If the machine was used for both send and receive, the keys will have been configured to close switches. In the Datels (and presumably in any typewriter intended for I/O) there is a fairly large cable harness going from front to rear (see Fig. 2). There is also a small PC board "up front," containing the transistors that operate the solenoids. That rather bulky cable carries all the incoming and outgoing TTL-level send/receive pulses, and also the power for the transistors and the solenoids.

In the models we converted, the cable terminates in a large plug and




FIG. 2—BOTTOM VIEW of Selectric mechanism showing solenoid-driver board. Note thick cable assembly running from board.

socket near the rear of the machine. Disconnecting the cable at this point separates the mechanical from the electrical functions and makes troubleshooting a lot easier when it is required.

Try to have documentation, if any is available, as it simplifies identifying the cable wiring. If none is available, the wires carrying power can be identified with a meter. If the machine was used for input, as well as for output, the keys will operate switches. Each key will close one or more contacts, briefly, each time it is struck. The pulses generated are too short to show on a meter, but can be "caught" by a logic probe.

While repeatedly striking a key, (for example, lower-case "a"), use a logic probe to find which tilt and rotate outputs are being keyed. Continue that process for every lower-case character. Keep notes!

The control-character lines are even easier to identify. Placing a "low" (in some models it may be a high) on the correct line will cause the function to take place. You simply activate one line at a time and note which ones operate which function. In this context, the SHIFT function can be considered a control character. Its operation will cause the ball to rotate 180 degrees. SPACE will advance the mechanism one space, and so on. The only line with a "repeat" function is the cycle clutch. It can be identified by the method just discussed and will respond with a rapid series of responses when the line is activated. For each response, the ball will be driven against the platen and will print whatever character is located at the ball's "home" position.

The interface hardware

At this point let's discuss the hardware interface. Although it is theoretically possible to perform the entire transformation by means of either hardware or software, we chose to use a combination of the two. Operating the solenoids is the only function this interface has to perform; the translation from ASCII is done by software. The other critical part of the printing process, time-delay generation, is also much easier to do in software than it

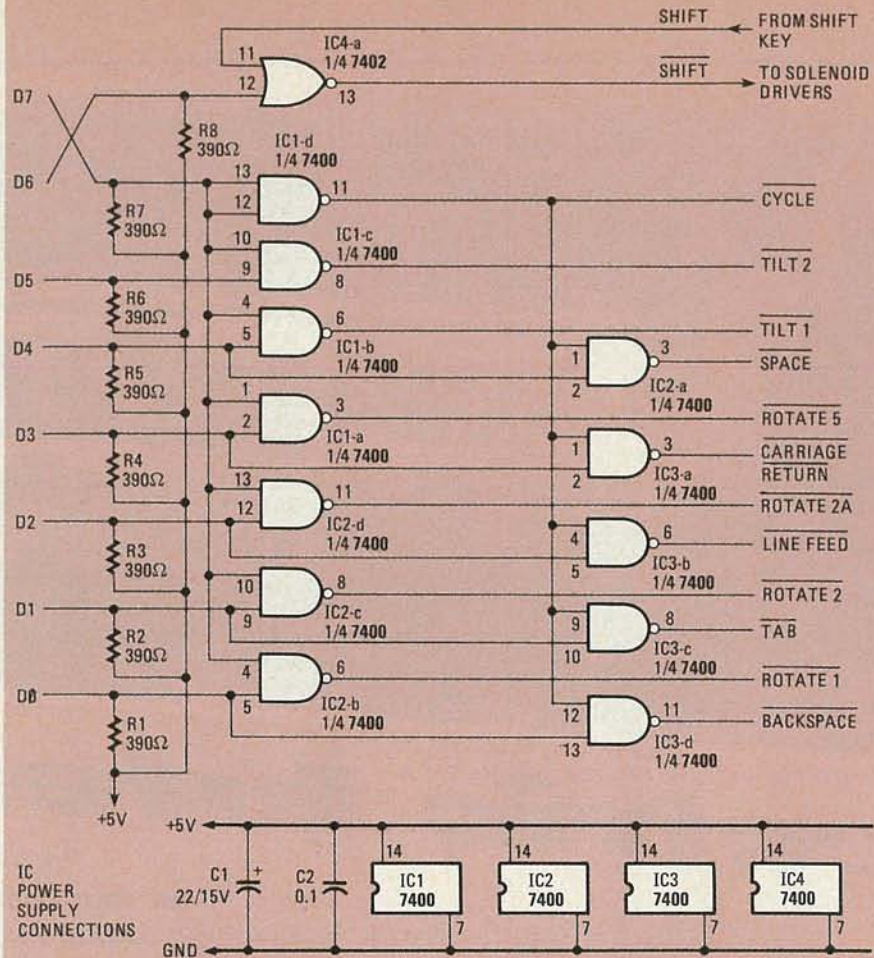


FIG. 3—FUNCTIONS PERFORMED by each IC section are clearly indicated. Bar over function description represents a logic-"low" output.

would be in hardware. That latter fact accounts for the relative simplicity of the hardware part of the conversion.

The hardware interface is easily constructed on perforated construction board using wire-wrap techniques and consists of 12 2-input NAND gates, (in this case, three type-7400 TTL IC's) and a single NOR gate, one section of a 7402. The operational theory will be described briefly, making reference to the schematic diagram shown in Fig. 3.

The NOR gate is used only for shifting between upper and lower case. In the unmodified unit, the shift is electrical, even when operated from the keyboard. In the conversion, therefore, provision must be made to operate the shift magnet from either the keyboard switch or the computer—hence the two-input gate, in which a "low" at either input will place a "low" on the magnet driver.

The NAND gates all operate with one input for signal and one for an enable pulse. A bank of five gates, all enabled at the same time, control the non-printing (control) characters, such as SPACE and CARRIAGE RETURN. The remaining seven gates are also all enabled at the same time; the schematic shows that either the seven printable-character

gates or the five non-printing-character gates are enabled at any one time, but never both sets at the same time. Thus, we can use each data line, if necessary, for two different purposes. Data line 0, (zero), for example, is connected to both the ROTATE-1 gate and the BACKSPACE gate. Which of those recognized by the printer is determined by the output of the CYCLE-CLUTCH gate. If the cycle-clutch signal is present, meaning that a printable character is intended, then the gate's output is "low." A "low" at that point engages the clutch and disables all the gates for non-printing characters, (control functions). The same philosophy holds true for each control function or print-enabling signal on the data bus. If printing is intended, the CYCLE-CLUTCH signal will be present and if a control function is to be executed, the gates for TILT and ROTATE are disabled and the gates for control characters are enabled. The only remaining feature of the print cycle, still to be established, is the timing, and this will be accomplished by the software to be described in Part 2 of this article.

The power supply

Another part of the conversion is the modification of the power supply. In

PARTS LIST—INTERFACE BOARD

Resistors, ¼ watt, 5%

R1-R8—390 ohms

Capacitors

C1—22 µF, 15 volts, electrolytic

C2—0.1 µF, ceramic disc

Semiconductors

IC1-IC3—7400 quad 2-input NAND gate

IC4—7402 quad 2-input NOR gate

Miscellaneous: perforated construction board, four 14-pin wire-wrap IC sockets, wire-wrap materials.

PARTS LIST—POWER SUPPLY

Capacitors

C3—2200 µF, 25 volts, electrolytic

C4—0.1 µF, ceramic disc

Semiconductors

IC5—7805 five-volt regulator

D1-D4—1N4001

T1—6.3 volts, 600 mA or greater

Miscellaneous: perforated construction board, wire, mounting hardware.



FIG. 4—NEW INTERFACE BOARD compared with old. Capacitor C2 is mounted on wiring-side of board.

our printer, there was a five-volt supply that powered nearly 100 TTL IC's—see Fig. 4. Removing that load, and replacing it with only four IC's, resulted in a tendency for that supply to output a higher voltage than was required. There are several solutions to that kind of

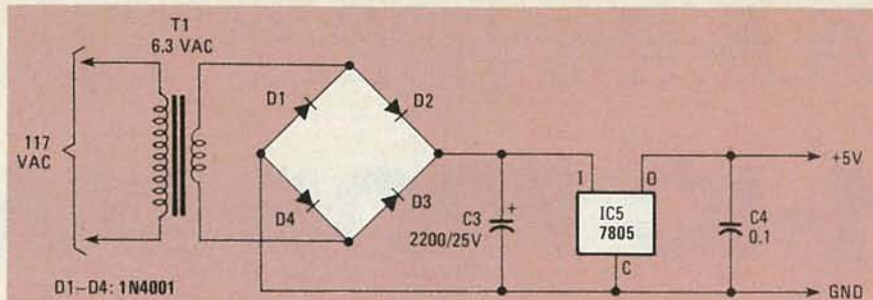


FIG. 5—THIS POWER SUPPLY can easily meet the demands of the new interface board.

problem—keeping the old load or dividing the output with heavy resistors are two possibilities. We chose the latter.

It might be just as easy to install a new, small, transformer for the five-volt supply. A six-volt filament transformer, bridge rectifier, capacitor and three-terminal regulator (7805) would provide a cheap but adequate supply for the four IC's. A schematic for such a supply is shown in Fig. 5. In the models we converted, the five-volts also drove some small transistors that were part of the magnet-driven arrangement. The current drain for that is negligible.

Troubleshooting the hardware

When you are reasonably sure that the hardware conversion is complete, and that the typewriter is in working order, some tests can be made. By placing a signal on each data line, one at a time, the control functions can be tested; you can also verify that each line will activate one TILT or ROTATE operation if the cycle clutch is activated at the same time. Unless you are using a method that allows you to control the pulse timing, the functions may repeat.

That is normal.

If the cycle clutch is energized by itself the machine should repeatedly print the "home" character—in most cases a "minus" sign. If the cycle clutch, plus one or more TILT/ROTATE lines are pulsed, a different printable character should be generated. Following the schematic, and the map of the ball, it can be determined whether or not the interface is working properly.

If the right combinations do not produce the right results, look for trouble in your interface wiring first of all. Then check the magnet-driver board (or its equivalent in a different model typewriter) and, finally, make sure that no solenoids are sticking open or closed for mechanical reasons.

At this time you might also wish to try transmitting one or more characters from the computer, by means of the OUT instruction. Using OUT without time delays, will cause each character to repeat until the next one is sent. At this point it is probably better to just get on with the software, which will be presented in both 8080 machine code and a TRS-80 BASIC program in Part 2. R-E

What's News

Electronic credit card makes debut in France

Ten banks in three French cities are testing use of a "smart card" in banking. That type of card, which has already been used experimentally by the Italian telephone system, is an electronic credit card with its own memory—a microprocessor IC—built in.

When the card is put into a payment machine or terminal and a personal code entered, the memory identifies the bearer, indicates the current money value of the card, and automatically dates and records the transaction that has taken place.

In the three-city trial, the French banks are using smart cards instead of cash. The cardholder deposits a sum into an account, from which he can then draw with the help of his card. It is expected that in the near future, he can pay bills, receive cash, or obtain his bank statement or other information, simply by inserting his card in a terminal. Such information will be displayed on a home terminal by inserting the card in an add-on card reader.



INSERTING THE SMART CARD in the reader to the right of the display terminal shows the cardholder his bank balance. It also supplies any other information for which the system may be programmed, or may transfer funds according to his instructions.

1-IC PROGRAMMABLE

Need to control music or sound effects from software without overtaxing your computer? Here are two new IC's that make it possible.

BONAVENTURA ANTONY PATURZO

REALISM IS ONE OF THE MAIN ATTRAC- tions of the microprocessor-based games (handheld and video) that have become so popular in recent years. That realism is enhanced by the ingenious sound effects that are an important part of most of those games.

Hobbyists and experimenters also want realism in their projects, but duplicating those sound effects is not that easy. A microprocessor can create

sounds with just a speaker, but con- sidering the processor time required to sustain even a single note, it would be incapable of doing much else.

General Instruments has developed two LSI circuits that have solved that problem. The AY-3-8910 and AY-3-8912 PSG's (Programmable Sound Gen- erator) are designed to work with a microprocessor/microcomputer to pro- duce complex sounds under software

control. The AY-3-8910 has two 8-bit parallel ports and comes in a 40-lead DIP package. The AY-3-8912 has one port and 28 leads.

The PSG's have a wide range of ap- plications. Those devices can create a simple noise such as a gunshot or ex- plosion for use with an electronic game, or they can create complex musical notes and chords for use with even high-end electronic instruments. You

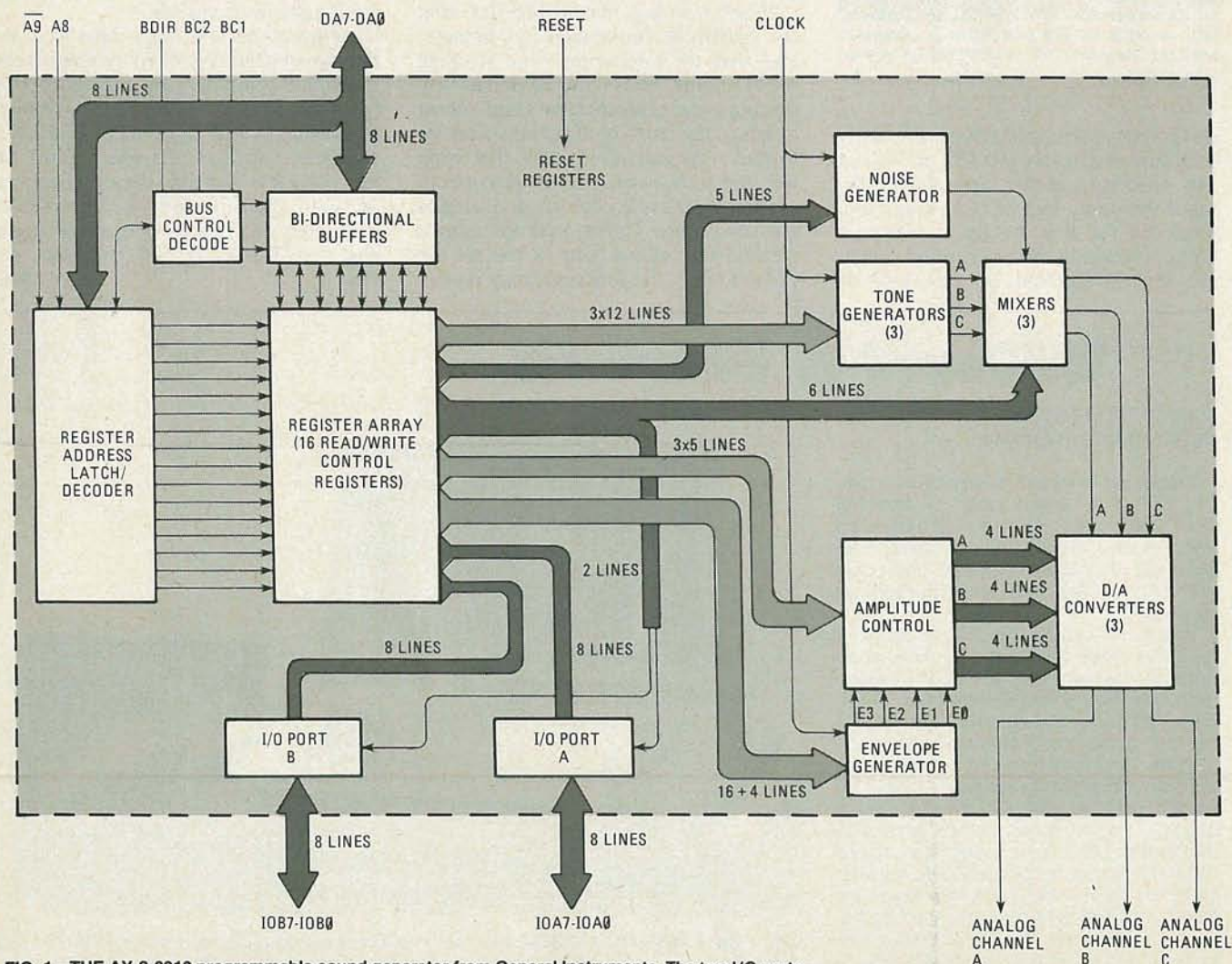


FIG. 1—THE AY-3-8910 programmable sound generator from General Instruments. The two I/O ports connect the host computer with the outside world.

SOUND GENERATOR

may even want to use one of the PSG's to generate sound effects for the Unicorn-1 robot. (Note: If you come up with a sound effects circuit for the Unicorn-1, send it to us at: Editorial Department, *Radio-Electronics*, 200 Park Ave. S., New York, NY 10003. We'll pass the better ones along to our readers—Editor.)

To generate sounds, the host processor gives the PSG instructions as to what sound is to be produced by writing to specific registers within the PSG. Once done, the processor is free to do other chores while the PSG generates the desired sounds.

The PSG

The AY-3-8910/AY-3-8912 contain the following sound generating blocks (Fig. 1):

Tone generators — three square-wave generators which, depending on the clock frequency used, can produce tones from sub-audible to supra-audible in frequency.

Noise generator — produces a frequency-modulated pseudo-random pulse-width squarewave output.

Mixers — combine the outputs of the tone generators and the noise generator (there's one mixer for each channel).

Amplitude control — provides the internal D/A (Digital to Analog) converters with either a fixed or variable amplitude pattern. The fixed amplitude pattern is under control of the CPU, while the variable amplitude pattern comes from use of the envelope generator.

Envelope generator — provides amplitude modulation of the output from each mixer. Both shape and cycle of the envelope can be set by the user.

D/A converters — the three converters each produce an output signal of up to 16 levels as determined by the amplitude control.

Additionally, the I/O ports can be used to interface the host processor and the outside world. (Refer to Fig. 2 for a pin-out diagram of the PSG.)

Sixteen registers control the sound-generating blocks and I/O ports of the PSG. Those registers are memory-mapped and appear to the processor as a 16-word block out of 1024 possible addresses. The four low-order data/

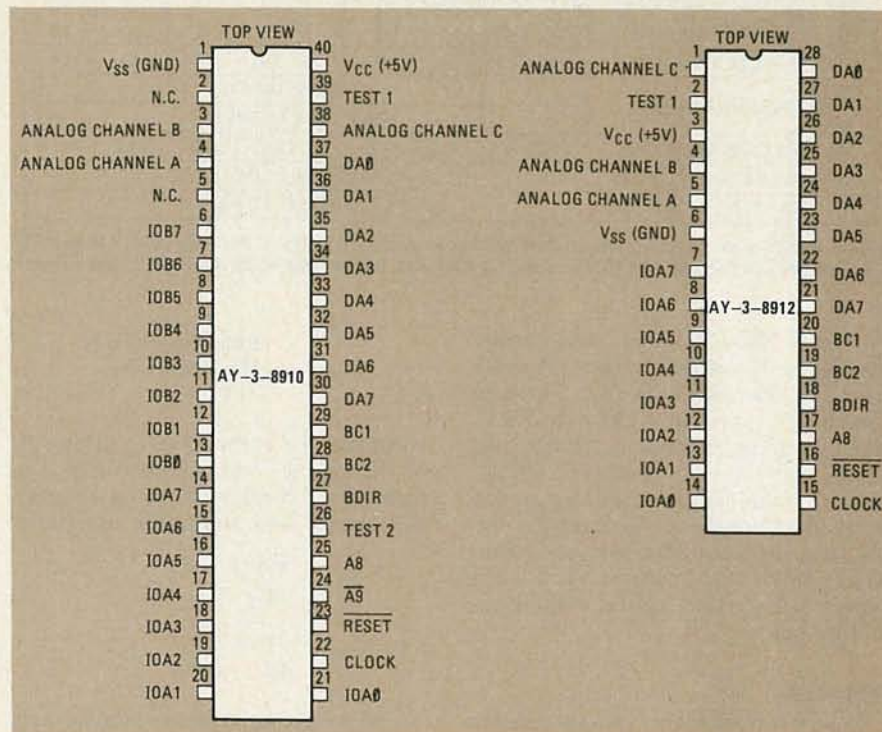


FIG. 2—PINOUT for the AY-3-8910 and the AY-3-8912 programmable sound generators.

TABLE 1

BDIR	BC1	BC2	PSG FUNCTION
0	1	0	INACTIVE — the PSG DA7-DA0 are in a high impedance state.
0	1	1	READ FROM PSG — causes contents of currently addressed register to appear on DA7-DA0.
1	1	0	WRITE TO PSG — latch data on DA7-DA0 into currently addressed register.
1	1	1	LATCH ADDRESS — the PSG DA7-DA0 contain a register address (select the register whose address appears on DA7-DA0).

address bits on the PSG (D0-DA3) select one of the 16 registers. Data/address bits DA4-DA7 must be low, pin A8 must be high, and pin A9 must be low when selecting a register. After the desired register has been selected, DA0-DA7 are used for either a read-from, or write-to, PSG operation. The bus direction input (BDIR-pin 18), BC1 (pin 20), and BC2 (pin 19) are used to select whether to latch an address into the PSG, perform a write-to or read-from PSG, or go into the inactive state.

Table 1 summarizes the operations.

Before going into the different operations of the PSG, it is necessary to understand the proper sequence of signals to and from the devices. During a register-addressing sequence, the bus controls (see Table 1) should assume an "inactive" state and then a "latch address" state; the address is then placed on the bus, followed by an "inactive" state. A write-to-PSG sequence would involve sending "inactive", placing the data on the bus, sending a

REGISTER	BIT	B7	B6	B5	B4	B3	B2	B1	B0
R0	CHANNEL A TONE PERIOD	8-BIT FINE TUNE A							
R1	CHANNEL B TONE PERIOD	8-BIT FINE TUNE B				4-BIT COARSE TUNE A			
R2	CHANNEL C TONE PERIOD	8-BIT FINE TUNE C				4-BIT COARSE TUNE B			
R3	CHANNEL A AMPLITUDE	8-BIT FINE TUNE A				4-BIT COARSE TUNE A			
R4	CHANNEL B AMPLITUDE	8-BIT FINE TUNE B				4-BIT COARSE TUNE B			
R5	CHANNEL C AMPLITUDE	8-BIT FINE TUNE C				4-BIT COARSE TUNE C			
R6	NOISE PERIOD	8-BIT FINE TUNE C				4-BIT COARSE TUNE C			
R7	ENABLE	IN/OUT		NOISE			TONE		
		IOB	IOA	C	B	A	C	B	A
R10	ENVELOPE PERIOD	8-BIT FINE TUNE E							
R11	ENVELOPE SHAPE/CYCLE	8-BIT COARSE TUNE E							
R12	I/O PORT A DATA STORE	8-BIT PARALLEL I/O ON PORT A							
R13	I/O PORT B DATA STORE	8-BIT PARALLEL I/O PORT B							

FIG. 3—DETAIL of the read/write control register array shown in Fig. 1. Note registers R16 and R17 that restore the parallel port taken up by the PSG and, in the case of the AY-3-8910, add another.

“write-to PSG” signal, and finally sending an “inactive” signal. A read-from-PSG sequence involves sending “inactive”, then a “read-from-PSG” signal, reading the data on the bus, and finally sending an “inactive” signal. Note that the read/write data sequences normally (though not necessarily) follow the register-addressing operation. That allows for multiple reads and writes of the same register without re-addressing.

Operation

Figure 3 shows the various register arrays contained within the PSG and their corresponding functions. Bits B7-B0 correspond to DA7-DA0 once the specific register has been selected.

As seen in Fig. 3, registers R0-R5 control the frequencies of the three tone generators. Note that each channel (the PSG has 3 independently-programmable analog output channels) has an eight-bit fine-tune and four-bit coarse-tune register. The equations for the tone frequency output are:

$$1. f_T = \frac{f_{CLOCK}}{16TP_{10}}$$

$$2. TP_{10} = 256CT_{10} + FT_{10}$$

Where: f_T = desired tone frequency

f_{CLOCK} = input clock frequency

TP_{10} = decimal equivalent of the tone period bits TP11—TP0.

CT_{10} = decimal equivalent of the coarse-tune register bits B3—B0 (TP11—TP8)

FT_{10} = decimal equivalent of the fine-

tune register bits B7—B0 (TP7—TP0)

Note that TP is the 12-bit combination of the coarse- and fine-tune registers. Equation 2 breaks TP into its component parts. Rearranging the equations:

$$a. TP_{10} = \frac{f_{CLOCK}}{16f_T}$$

$$b. CT_{10} + \frac{FT_{10}}{256} = \frac{TP_{10}}{256}$$

The following examples should help clarify the math involved:

Example 1:

$$f_T = 1 \text{ kHz}$$

$$f_{CLOCK} = 2 \text{ MHz}$$

$$TP_{10} = \frac{2 \times 10^6}{16(1 \times 10^3)} = 125$$

Substituting this result in equation (b):

$$CT_{10} + \frac{FT_{10}}{256} = \frac{125}{256}$$

$$CT_{10} = 0 = 0000 \text{ (B3—B0)}$$

$$FT_{10} = 125_{10} = 01111101 \text{ (B7—B0)}$$

Example 2:

$$f_T = 100 \text{ Hz}$$

$$f_{CLOCK} = 2 \text{ MHz}$$

$$TP_{10} = \frac{2 \times 10^6}{16(1 \times 10^2)} = 1250$$

Substituting this result in equation (b):

$$CT_{10} + \frac{FT_{10}}{256} = \frac{1250}{256} = 4 + \frac{226}{256}$$

$$CT_{10} = 4_{10} = 0100 \text{ (B3—B0)}$$

$$FT_{10} = 226_{10} = 11100010 \text{ (B7—B0)}$$

Register R6 controls the noise-generator frequency. The equation for determining the noise frequency is:

$$f_N = \frac{f_{CLOCK}}{16 NP_{10}}$$

Where: f_N = desired noise frequency

f_{CLOCK} = input clock frequency

NP_{10} = decimal equivalent of the noise period register bits B4—B0.

Rearranging the equation:

$$NP_{10} = \frac{f_{CLOCK}}{16 f_N}$$

Using that second equation, you can solve directly for the required value of NP for a specific noise frequency.

Register 7 controls the three noise/tone mixers and the two I/O ports (one I/O port in the 8912 IC). Bits B0-B2 control whether or not a tone is enabled and bits B3-B5 enable/disable the noise on each analog output channel. Two of the truth tables shown in Table 2 summarize the enable/disable conditions. Bits B6 and B7 control the status of the I/O ports as shown in the third truth table in Table 2.

Simply disabling the noise and tone generators does not turn off an analog output channel. Turning a channel off is done by writing all zeroes into the channel's amplitude-control register.

The outputs of the three mixers are sent to three D/A converters. Each D/A converter's output amplitude is either set to a user-specified level or modulated by the PSG's internal envelope gen-

TABLE 2

NOISE ENABLE TRUTH TABLE:

R7 Bits			Noise Enabled on Channel		
B5	B4	B3	C	B	A
0	0	0	C	B	A
0	0	1	C	B	—
0	1	0	C	—	A
0	1	1	C	—	—
1	0	0	—	B	A
1	0	1	—	B	—
1	1	0	—	—	A
1	1	1	—	—	—

TONE ENABLE TRUTH TABLE:

R7 Bits			Tone Enabled on Channel		
B2	B1	B0	C	B	A
0	0	0	C	B	A
0	0	1	C	B	—
0	1	0	C	—	A
0	1	1	C	—	—
1	0	0	—	B	A
1	0	1	—	B	—
1	1	0	—	—	A
1	1	1	—	—	—

I/O PORT TRUTH TABLE:

R7 Bits		I/O Port Status	
B7	B6	IOB	IOA
0	0	Input	Input
0	1	Input	Output
1	0	Output	Input
1	1	Output	Output

erator. Registers 10, 11, and 12 control the amplitudes of channels A, B, and C, respectively. If the amplitude-mode bit, B4, is set to logic 0, then the user can control the output amplitude by supplying a 4-bit code to B0-B3. Figure 4 shows the output levels for all possible values of B0-B3. As previously mentioned, writing all zeroes on bits B0-B3 turns a channel off.

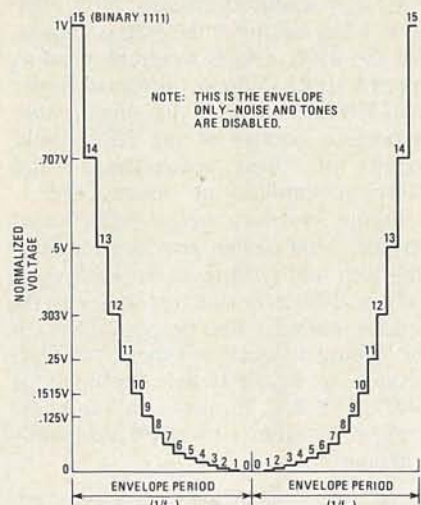


FIG. 4—OUTPUT LEVELS for all possible combinations of bits B0-B3. Writing 0000 on bits B0-B3 turns a channel off.

When the amplitude-mode bit of a channel's amplitude-control register is set high, then that channel's output amplitude is varied by the PSG's internal envelope generator. The envelope's frequency, shape, and cycle pattern can be varied, allowing quite complex envelope patterns.

Registers R13 and R14 control the period of one envelope cycle; R14 is the coarse-tune register while R13 is the fine-tune register. The envelope frequency equations are:

$$f_E = \frac{f_{\text{CLOCK}}}{256EP_{10}}$$

$$EP_{10} = 256CT_{10} + FT_{10}$$

Where: f_E = desired envelope frequency

f_{CLOCK} = input clock frequency

EP_{10} = decimal equivalent of the envelope-period bits

CT_{10} = decimal equivalent of the coarse-tune register bits B7-B0

FT_{10} = decimal equivalent of the fine-tune register bits B7-B0

Rearranging the equations:

$$a.) EP_{10} = \frac{f_{\text{CLOCK}}}{256f_E}$$

$$b.) CT_{10} + \frac{FT_{10}}{256} = \frac{EP_{10}}{256}$$

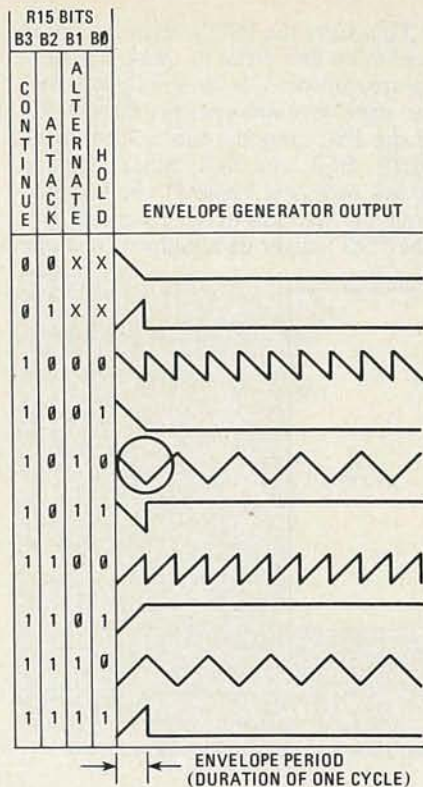


FIG. 5—THE ENVELOPE is determined by the R15 bits. The X's denote a don't-care condition.

An example, using the above equations:

$$f_E = 0.5 \text{ Hz}$$

$$f_{\text{CLOCK}} = 2 \text{ MHz}$$

$$EP_{10} = \frac{2 \times 10^6}{256(0.5)} = 15,625$$

Substituting this result in equation (b).

$$CT_{10} + \frac{FT_{10}}{256} = \frac{15,625}{256} = 61 + \frac{9}{256}$$

$$CT_{10} = 61_{10} = 00111101 \text{ (B7-B0)}$$

$$FT_{10} = 9_{10} = 00001001 \text{ (B7-B0)}$$

As shown in Fig. 3, register R15 provides control of the envelope shape and cycle pattern. Bit 0 is "hold", bit 1 is "alternate", bit 2 is "attack", and bit 3 is "continue". Figure 5 provides a graphical presentation of the patterns that can be generated, using the above functions (note: "X" in Fig. 5 indicates a don't-care condition—the bit can be either 0 or 1).

Interfacing

Figure 6 shows an economical circuit (using a color-burst crystal) that provides not only the clock for the PSG, but also the system clock for the microprocessor that controls the PSG.

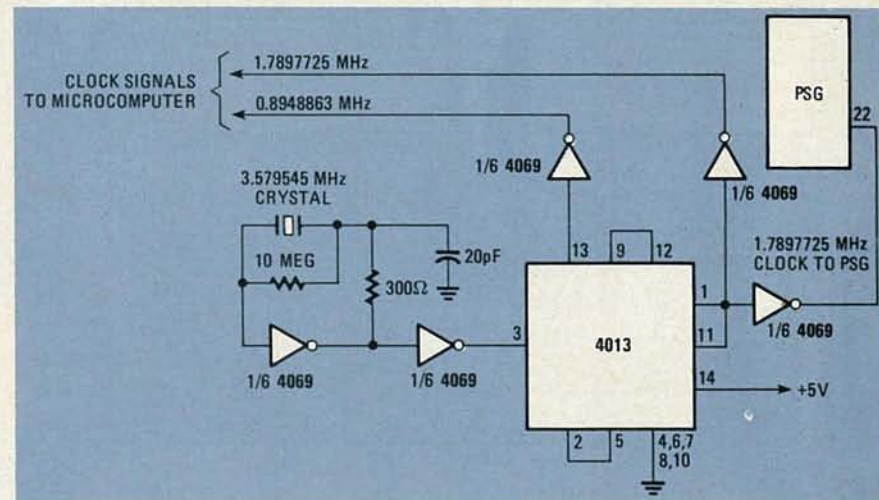


FIG. 6—A COLOR-BURST CRYSTAL is used in this circuit that provides a clock for the host microcomputer as well as for the PSG.

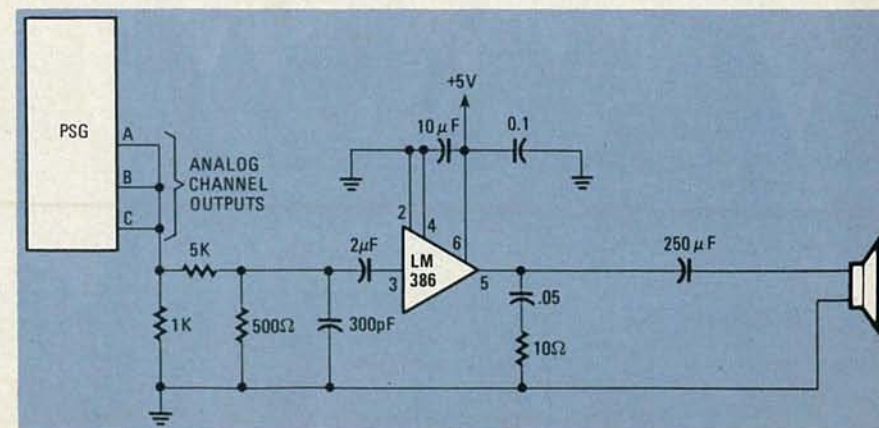


FIG. 7—THIS circuit sums the PSG's three analog channels, amplifies them, and drives a speaker.

The circuit shown in Fig. 7 sums the three analog channel outputs and amplifies the sum with a standard low-voltage IC amplifier. The advantage of using that IC is obvious—you can tap the five-volt supply for the IC's biasing. Position all components as close to the IC as possible, especially the decoupling components.

To access the PSG's registers and to read-from and write-to those registers, the microprocessor must interface with the eight data/address lines (DA0-DA7) of the PSG plus the bus control lines, BDIR, BC2, and BC1. Since BC2 can be left high (see Table 1), the bus-control lines needed can be reduced to two. The PSG's eight data/address lines can

be tied directly to the microprocessor's data lines if decoding is provided to place the PSG in its "inactive" mode (see Table 1) when the PSG is not being accessed.

The PSG's can be interfaced to the 6800 and 6502 microprocessors very easily, as shown in Fig. 8. A PIA (Peripheral Interface Adapter) IC is used between the microprocessor and the PSG. (See *Radio-Electronics*, Nov. 1980 issue.) The setup for the 6800 is shown. For the 6502, a 6520 would be used as the PIA. Both of those microprocessors treat I/O and memory the same so that immediate control of the PSG would consist of "load accumulator" and "store accumulator" instructions.

Figure 9 shows a typical S-100 bus interface. That design provides for reading-from and writing-to the PSG using only an 8080 IN or OUT instruction to the proper address. The proper address is the memory location where the PSG resides, set by the switches going to the 7485's. Table 3 provides software routines written in 8080 assembly language.

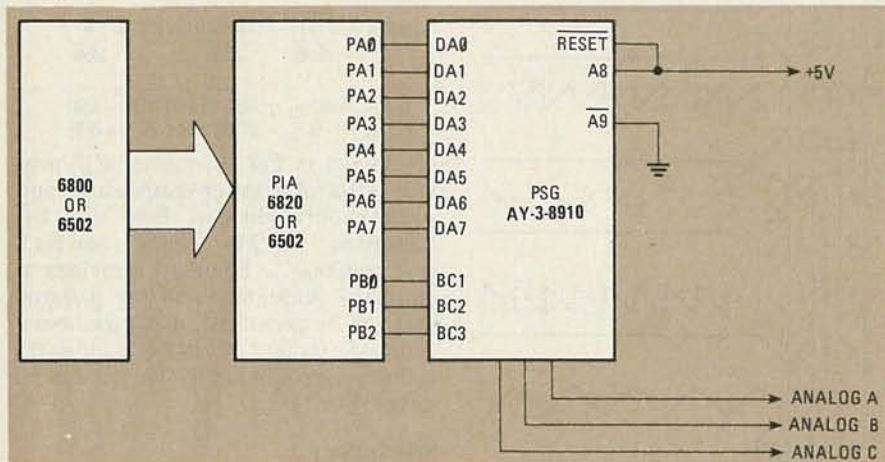


FIG. 8—A PIA (Peripheral Interface Adapter) is needed if a 6800 or 6502 microprocessor is used.

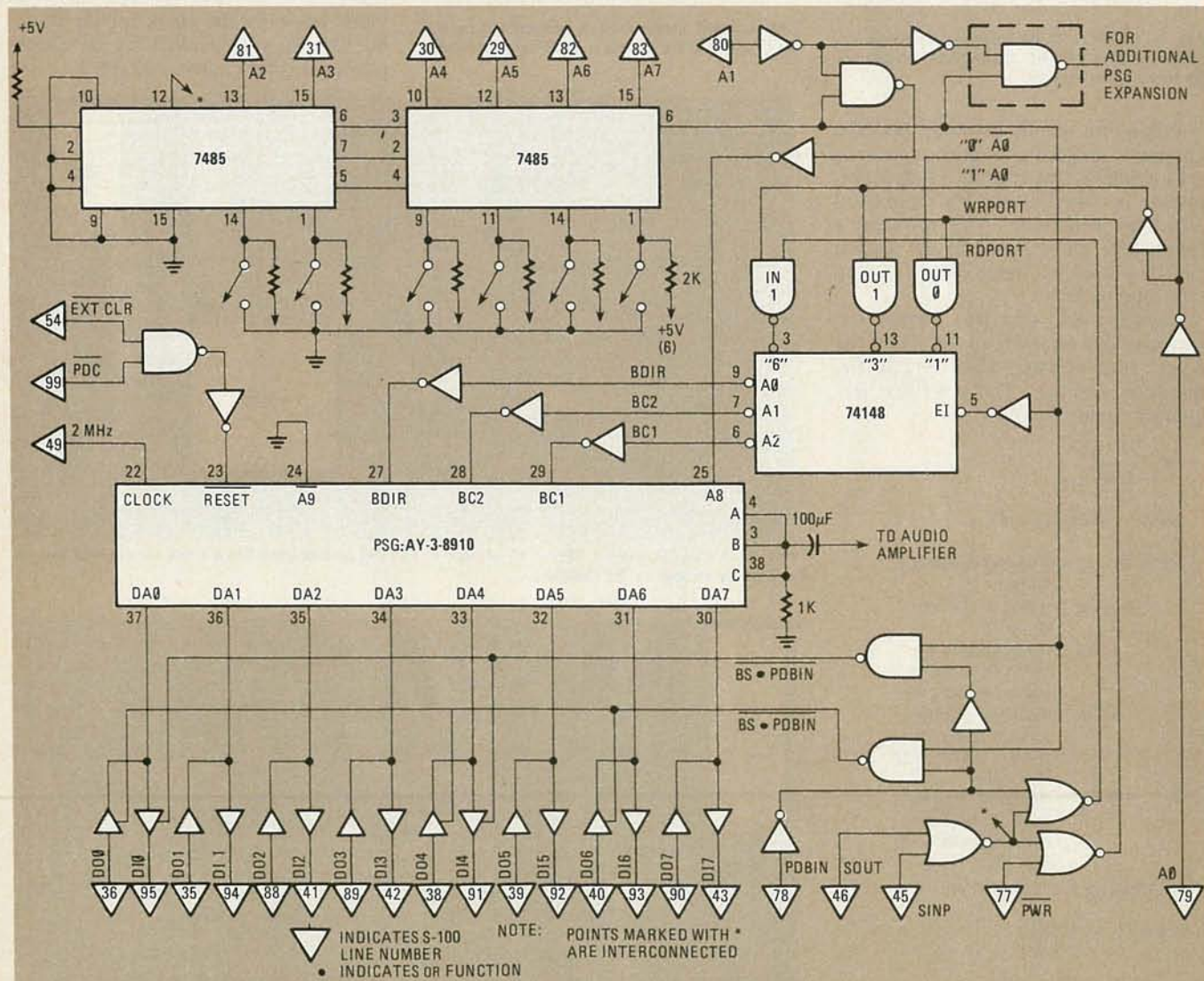


FIG. 9—TYPICAL INTERFACE for the S-100 bus. This design requires only an 8080 IN or OUT instruction to read-from or write-to the PSG.

TABLE 3

LATCH ADDRESS ROUTINE

```
PORTADDR EQU 80H ; ADDRESS TRANSFER PORT ADDRESS
PORTDATA EQU 81H ; DATA TRANSFER PORT ADDRESS
```

```
; THIS ROUTINE WILL TRANSFER THE CONTENTS OF
; 8080 REGISTER C TO THE PSG ADDRESS REGISTER
```

```
PSGBAR MOV A,C ;GET C IN A FOR OUT
OUT PORTBAR ;SEND TO ADDRESS PORT
RET
```

WRITE DATA ROUTINE

```
; ROUTINE TO WRITE THE CONTENTS OF 8080 REGISTER B
; TO THE PSG REGISTER SPECIFIED BY 8080 REGISTER C
```

```
PSGWRITE CALL PSGBAR ;GET ADDRESS LATCHED
MOV A,B ;GET VALUE IN A FOR TRANSFER
OUT PORTDATA ;PUT TO PSG REGISTER
RET
```

READ DATA ROUTINE

```
; ROUTINE TO READ THE PSG REGISTER SPECIFIED
; BY THE 8080 REGISTER C AND RETURN THE DATA
; IN 8080 REGISTER B
```

```
PSGREAD CALL PSGBAR
IN PORTDATA ;GET REGISTER DATA
MOV B,A ;GET IN TRANSFER REGISTER
RET
```

TABLE 4

GUNSHOT SOUND EFFECT

Register #	Octal Load Value	Explanation
Any not specified	000	—
R6	017	Set Noise period to mid-value.
R7	007	Enable Noise only on Channels A, B, C.
R10	020	Select full amplitude range under direct control of Envelope Generator.
R11	020	
R12	020	
R14	020	Set Envelope period to 0.586 seconds.
R15	000	Select Envelope "decay", one cycle only.

TABLE 5

EXPLOSION SOUND EFFECT

Register #	Octal Load Value	Explanation
Any not specified	000	—
R6	000	Set Noise period to max. value.
R7	007	Enable Noise only, on Channels A, B, C.
R10	020	Select full amplitude range under direct control of Envelope Generator.
R11	020	
R12	020	
R14	070	Set Envelope period to 2.05 seconds.
R15	000	Select Envelope "decay", one cycle only.

TABLE 6

LASER SOUND EFFECT

Register #	Octal Load Value	Explanation
Any not specified	000	—
R7	076	Enable Tone only on Channel A only.
R10	017	Select maximum amplitude on Channel A.
R0	060 (start)	Sweep effect for Channel A Tone period via a processor loop with approximately 3 mS wait time between each step from 060 to 160 (0.429 mS/2330Hz to 1.0ms/1000Hz).
R0	160 (end)	
R10	000	Turn off Channel A to end sound effect.

Application examples

Many computer programs, most obviously game programs, could be livened up by using appropriate sound effects. The PSG can generate a wide variety of sounds. The gunshot and explosion sound effects (Tables 4 and 5) consist of pure noise, modified by a decaying envelope. Table 6 shows a laser sound that uses a frequency-sweeping effect. Other sounds that can be created using that effect include a racing car sound, a wolf whistle, and a whistling bomb. The PSG can also produce simple tone sound effects.

Although not shown in Tables 4, 5, and 6, care must be taken to observe the proper sequence of bus-control signals to the PSG, as explained earlier in this article.

Sound effects do not have to be limited to game programs. They can signal you at the end of a long computation (if you have better things to do than watch a CRT screen for an answer); they can serve as a debugging tool, indicating audibly which direction a program is taking; and they can create a loud sound to wake you in the morning, just before the coffee pot is switched on.


There are eight full octaves of notes that the PSG can provide. Since the PSG has three channels, three note chords can also be played. Use of the various envelope patterns together with variable noise will allow the simulation of musical instruments to a certain degree. Because the tone frequency as well as output amplitude can be controlled by the microprocessor, effects such as vibrato and tremolo are possible.

Musical applications for the PSG seem endless. They will provide envelopes for an external musical instrument (such as a synthesizer). They can provide backup rhythm; with them you can easily transpose music to match your vocal range or "play" a composition you haven't yet mastered yourself. They will provide different instrumental sounds for your own compositions. And they will even give that automated coffee pot a musical tongue.

At first glance the PSG's may seem complicated to use and understand. That's because there is a wide variety of musical sounds and effects that can be generated by those devices and each of those sounds can be produced and controlled to a sometimes astonishing degree. So, although the PSG's may seem complex, that is only because of the versatility of those devices. For more information on the AY-3-8910/8912, consult General Instrument's excellent data manual. You can write to General Instrument Corporation, 600 West John St., Hicksville, NY 11802.

COMMUNICATIONS

TUNE IN WITH



MORSE & RTTY DECODERS

A new generation of SWL and ham accessories makes listening to Morse and radioteletype communications easier than ever.

DANNY GOODMAN

IF YOU HAVE EVER TUNED A SHORTWAVE receiver to the frequencies outside the broadcast bands, you probably wondered what those unintelligible squeals, squawks, and tones were all about. You may have recognized some signals as Morse code but the rest sounded more like invaders from space. In either case, there seemed to be no way you could decipher those transmissions.

Veteran shortwave listeners (SWL's) who specialize in eavesdropping on international aircraft, ship-to-shore, and overseas telephone communications have long found the "utility" bands a fascinating alternative to the daily broadcast fare. But until recently, even those utility DX'ers, as they are called, had to pass over a veritable treasure chest of information-filled non-voice communications: Morse code and radioteletype (Baudot code).

Now, with the help of the microprocessor and other low-cost integrated circuits, several Morse and Baudot (pronounced baw-doh) decoders let you copy those signals off the air electronically, without requiring great technical expertise (like learning Morse code or knowing how to maintain a complicated teleprinter) and, in many cases, without spending a lot of money. Some are as easy to hook up as plugging in a cable to the receiver headphone jack; others convert your personal computer to a receiver video terminal.

There are, to be sure, several other non-voice modes in use on the bands. Facsimile and codes of many kinds are frequently used. However, there are enough Morse and standard Baudot transmissions to keep the novice and experienced utility DX'er alike glued to the receiver. Here are some examples of what awaits the casual listener:

Amateur Radio. In addition to the normal two-way ham conversations (QSO's) on Morse (abbreviated CW, for "continuous wave") and radioteletype (abbreviated RTTY), the American Radio Relay League transmits daily bulletins on all amateur bands about new FCC regulations, weather-satellite tracking data, and radio-propagation conditions forecasts. The CW and RTTY bulletins usually come through the crowded amateur bands much better than the League's phone (SSB) transmissions.

News Wires. Dozens of news agencies (including United Press International and Associated Press) transmit RTTY dispatches to their subscribers all over the world. Tass (USSR) and Xinhua (China) are two examples of English-language foreign news wires you can receive. Subscribers (newspapers, radio stations, etc.) pay a fee to receive each service and are thereby authorized to use this information received over the wire for rebroadcast or reprinting. Private individuals receiving and de-

coding the wires as non-subscribers cannot reuse or disseminate the information for any purpose.

Third-party Traffic. Predominantly CW, this category of transmissions includes messages sent from passengers and crews on ocean vessels to friend or relatives back home and other one-way communications (cablegrams, telegrams, etc.) over long distances. Many believe that satellite and cable links carry all the international word traffic. Such is not the case. There are very few circuits open in the existing transponders and cables compared with the demand for them. Consequently, a large percentage of international third-party traffic is still handled on CW or RTTY in the 3-30 MHz (hf) region of the spectrum.

Embassy/Government Communications. Surprisingly, there are many transmissions by government agencies and other international organizations (United Nations, Interpol, etc.) that do not further encode their CW and RTTY transmissions to discourage the "passer-by" from listening to the contents. For example, you can copy bulletins to American embassies and consulates which clearly state that the material is intended for internal use only.

Weather Bulletins. Aircraft, ships, and ground stations rely heavily on detailed weather reports transmitted on RTTY and CW all over the world. During the

hurricane season, for instance, you can track the exact latitude and longitude of various storms from the bulletins.

As in the case of the news wires, the Communications Act of 1934 forbids the retransmission or reprinting of the content of any utility broadcast picked up by your receiver. The prohibition, rather than being a deterrent, adds excitement to that facet of shortwave listening, in that it gives you the feeling of eavesdropping on the behind-the-scenes events of the world. It's like listening to a worldwide public-service-band radio.

The signals you hear

Morse and Baudot are codes in that each character we know in our common language (letters, numerals, and punctuation) is represented by a corresponding Morse or Baudot character.

A Morse code character is created by keying a transmitter to send a series of short ("dit") and long ("dah") carrier bursts (See Fig. 1-a). A character can be as brief as a single dit (the letter "E") or considerably longer, like dah-dah-dit-dit-dah-dah (a comma).

The job of the operator at the receiving end is to recognize that a dit, followed by a short space is an "E" or that a dah-dah-dit with a space is a "G" and instantaneously convert the tones in his ear to a hand-printed or type-written character.

A longer gap between letters indicates a space between words. He must rely on the sender to properly encode a written copy to dits and dahs on his telegraph key, as well as insert adequate spaces between letters and words. As you can see, at least until the proliferation of electronic keyboard send-receive equipment, Morse required human skills in the encoding and deciphering of the code.

With radioteletype, however, all translation from our alphabet, numerals, and punctuation is performed mechanically or electronically. While the RTTY signal characteristics are more complex than that of CW, its ease of operation permit just about anyone (who knows how to type) to send, and requires no attendant at all to receive.


The RTTY signal is actually sent on two different frequencies, though the signal appears on only one frequency at a time (See Fig. 1-b). The keying circuitry at the transmitter literally shifts the frequency on the transmitter slightly to form a series of high and low signals. A similar system, called audio-frequency shift keying, sends the highs and lows as audible tones over a single sideband or FM signal.

This is where the "code" part comes into play. Each character's code consists of a specific sequence of high and low tones (called "space" and "mark" bits, respectively). Unlike CW, the RTTY characters are all the same length: 5 bits long, plus both a start

(space) and stop (mark) bit to aid synchronization on the receiving end. In the transmit mode, the RTTY frequency shift keyer keeps the transmitter on the space frequency as a steady carrier signal. When the operator presses a key on the typewriter-like keyboard, the keyer shifts the frequency in the correct code sequence representing that character, plus the start and stop bits. That all happens very quickly, taking only 163 milliseconds per character, even at the slowest conventional speed of 60 words per minute.

The amount of actual frequency shift is controlled by the keyer. Three frequency shifts are in common use on the utility bands: narrow shift (170 Hz), medium shift (425 Hz), and wide shift (850 Hz). RTTY sent in those shifts can appear at various speeds, though most systems adhere to 60, 66 or 100 wpm.

In contrast to CW, very little of what you hear in commercial RTTY is being sent by an operator at a keyboard at the same time you hear it. Often, a punched paper tape of the message is prepared



MACROTRONICS model M-80 Interface and software for the TRS-80 personal computer.

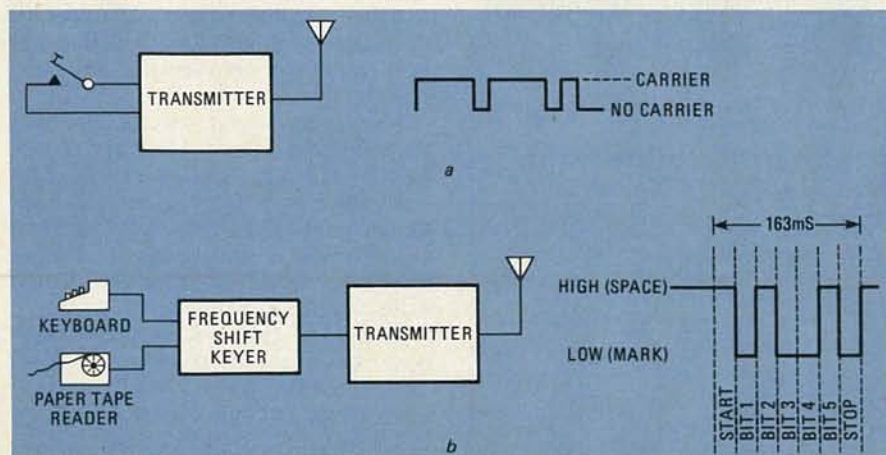


FIG. 1—CONTINUOUS WAVE (Morse) and radioteletype (Baudot) transmitting systems. The waveform in a shows the absence or presence of a signal and the waveform in b shows a change in frequency.

at say a 45 wpm, a comfortable typing speed for an operator. The tape can then be put through a reader at much higher speeds at specified times (as in bulletins). Even hams, who type most of their messages in "real time," often have "brag" tapes which describe the equipment set-up, details of the ham's family or community, and even RTTY art, pictures formed by line after line of carefully placed characters giving a mosaic effect.

Before the microprocessor revolution, printing RTTY messages was possible only with a noisy (for the home, at least) and bulky mechanical teleprinter that needed constant maintenance, or a technical knowledge of the mechanism to keep it running smoothly. They are still in wide use today. A receiver

demodulator converts the mark and space signals to on/off currents which mechanically activate the right keys on the printer.

Receiver requirements

Regardless of the decoding system you choose, a good receiving station is essential for utility DX'ing. Since most of the stations broadcasting CW and RTTY are at much lower powers than the shortwave broadcasters, your receiver needs to be as sensitive as possible, with the best possible antenna. Many transmitters operate at power levels much like ham radio rigs (around 1000 watts), so you will want to be sure you can hear the weak ones from afar. You may only need to add a preselector or tuned preamplifier to your existing receiver to make it "hot" enough to pull in the exciting DX.

To receive CW and RTTY, your receiver will also need a BFO (Beat Frequency Oscillator), which gives the carrier signal a tone you can hear. Tuning across the bands without a BFO, you may think that you don't need it because you can hear audible tones. What you are hearing, however, are tones beating against adjacent signals—total gibberish to the input of a decoder. The BFO provides a constant signal to beat against the desired signal, ensuring stable tone-generation.

Most important of all is the stability of the receiver and BFO. The tones generated by the received signal must be tuned to within a small range of audio frequencies for the decoders to "hear" them. The decoders have that narrow passband built into their input circuits to help reject adjacent signal interference, allowing only the desired signal to pass through to the decoding sections. An unstable receiver will require constant retuning to keep the tones in the passband of the decoder, causing gaps in the copy and considerable inconvenience.

Lastly, a digital frequency readout is strongly recommended. You will probably want to keep a logbook with a listing of frequencies, times, dates, information content, and types of stations heard. You may also want to recheck several stations periodically to

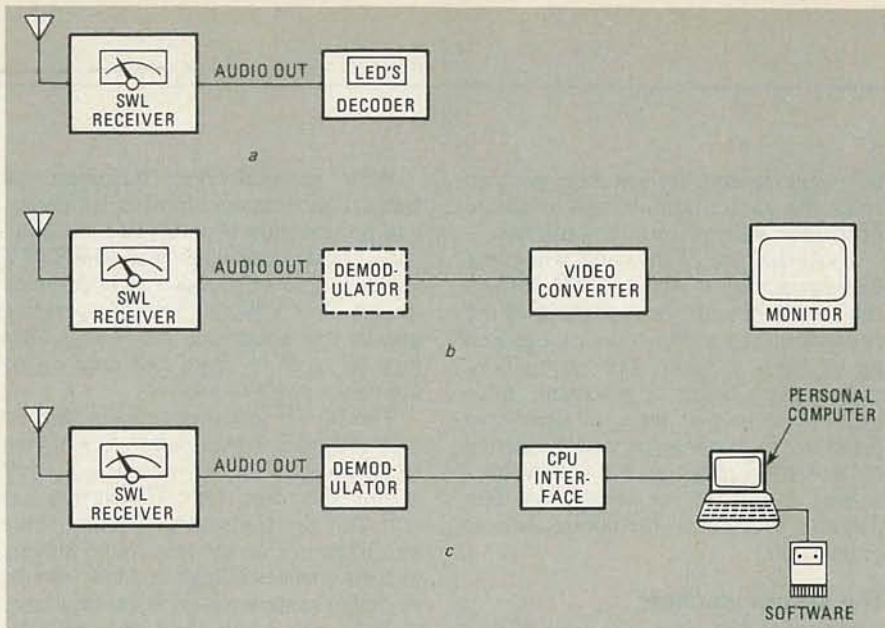


FIG. 2—THREE common systems for decoding Morse and Baudot transmissions electronically. A demodulator or terminal unit is often required in system b.

see what they are transmitting on a given day. A digital readout will let you retune to the exact spot where you first heard the station, thus saving time in searching around for the one you want to hear. And, like listening to public-service stations on a VHF/UHF scanner, many stations transmit intermittently, so you will want to be sure you're on the exact frequency when their signal comes on the air.

Decoding systems

The three basic choices in decoding systems are a dedicated CW and/or RTTY unit with built-in LED display, a dedicated decoder with video output, and personal computer peripherals. Most systems have ASCII code capability. Though that seven-bit code is the

common language of computers, very little of it appears over the air. Hams have recently been authorized to use ASCII, so expect some signals to show up on the amateur bands.

The dedicated CW and/or RTTY unit with built-in display is the most compact, coming usually in a convenient desk-top size. It is also the simplest system to set up, requiring only a connection from the audio output of the receiver to the unit, and one from the unit to the nearest wall socket (See Fig. 2-a).

With the help of a tuning indicator on the unit, you carefully tune the receiver so the desired signal falls within the passband of the decoder. On CW, that means getting the indicator to flicker in step with the incoming signal. For RTTY, a two-light indicator is preferred with one light each for the mark and space frequencies. They will flicker alternately, as the received signal shifts in frequency. If the shift (narrow, medium, wide) is unknown, you can use the indicators to help you select the correct one as both LED's will flicker only when the demodulator is on the right shift.

From there, you try the different combinations of speed (usually 60, 66, or 100 wpm) and normal or reverse shift until intelligible copy appears on the alphanumeric LED display. At first, the 100-wpm speed seems to race by almost too quickly to read, but with a little practice, it is easily mastered.

Microcraft Corporation offers a low-cost model for CW, the *Morse-A-Word II*, and for Baudot, the *RTTY Reader*. Both are available factory assembled or in kit form. Kantronics combines both RTTY and CW decoders in its *Field Day II* reader, which also comes in a

continued on page 98



THE INFO-TECH model M200-F video converter does not require a terminal unit.

TABLE 1

FREQUENCY	SERVICE
7000 - 7150 kHz	Amateur Radio
7300 - 8200 kHz	Fixed Service
8200 - 8800 kHz	Maritime Mobile
10,100 - 11,175 kHz	Fixed Service
12,000 - 12,330 kHz	Fixed Service
12,330 - 13,200 kHz	Maritime Mobile
13,360 - 14,000 kHz	Fixed Service
14,000 - 14,100 kHz	Amateur Radio
14,080 kHz	Ham RTTY calling frequency
14,350 - 14,990 kHz	Fixed Service
15,450 - 16,460 kHz	Fixed Service

BUILD THIS

JAMES A. GUPTON, JR.

TO COMPLETE CONVERTING YOUR ROBOT to radio control, using the method outlined previously, three more circuits have to be added. They are: a *Touch-Tone encoder board*, a *decoder board*, and a *latch board*. Those, together with the boards constructed earlier, will allow the robot to be controlled remotely.

Encoder board

The *Touch-Tone* encoder board is designed for use with a 16-key *Touch-Tone* keypad. In addition to the numbers zero through nine and the “#” and “*” signs, that pad also has keys labeled “A” through “D.”

The keys are arranged in an array of four rows by four columns. Each row and column has a particular tone frequency assigned to it, as shown in Table 1. Pressing any key causes a unique tone pair to be generated. Those tone pairs are generated by the encoder board, whose schematic is shown in Fig. 72.

The encoder IC, a 7206JPE, is designed to take a “row” input and a “column” input and to output the appropriate tone pair, deriving those tones by dividing down the output of a 3.579545-MHz TV color-burst crystal. The tone pair appears at pin 15 of the IC.

An LED is included in the circuit to indicate visually that tones are being generated. Similarly, Q1, a medium-gain NPN transistor, can be used to drive a speaker so the tones can be heard. The speaker can be eliminated if desired, or, as shown in the schematic, you can insert a resistor in the circuit to reduce the volume of the audio output.

The signal fed to the FM transmitter described in the previous part of this series is taken from the base of Q1. A dropping resistor (whose value may range from several hundred kilohms to several megohms) may be necessary between this point and the transmitter input to avoid overdriving the transmitter.

A 9-volt battery operates the encoder very nicely. If the encoder and transmitter are packaged together, use a separate battery for each one.

The foil pattern for the small, single-sided, encoder board is in Fig. 73. Component placement is in Fig. 74.

TABLE 1

ROW	1	697 Hz
“	2	770 Hz
“	3	852 Hz
“	4	941 Hz
COLUMN	1	1209 Hz
“	2	1336 Hz
“	3	1477 Hz
“	4	1633 Hz

UNICORN-1 ROBOT

Part 9—This installment of the Unicorn-1 series finishes equipping the robot for remote-control operation with tone-encoder, tone-decoder and latch boards.

Decoder board

The transmitted tones are picked up at the robot-end of the radio link by a standard portable FM receiver. It can be mounted inside the robot's body with a whip antenna mounted externally.

Output to drive the decoder board can be taken from the radio's earphone jack or, if you want the tones to be heard coming from the robot, from the speaker terminals. The audio can also be fed to the robot's on-board amplifier. Again, a dropping resistor may be required.

Figure 75 is the schematic of the decoder.


The tone pair is fed to resistor R9, the level control, and from there to eight 567 PLL tone-decoders. Each 567 is set to respond to one of the eight tones that can be produced by the encoder board. Each tone pair causes the output lines (pin 8) of two of the 567's—one for each of the two tones—to go to a logic-low state.

Those outputs are NOR'd by IC9 through IC12, producing a logic-high at the IC output-pin corresponding to the key pressed.

Because of its complexity, that circuit is designed around a double-sided PC board. Figure 76 shows the “foil” side of the pattern, while Fig. 77 shows the pattern for the “component” side of the

board. (For those who do not have the facilities to make double-sided boards, sources have been provided—see the note at the end of the parts list.) Parts placement is shown in Fig. 78 and an assembled board in Fig. 79.

The board requires a well-regulated



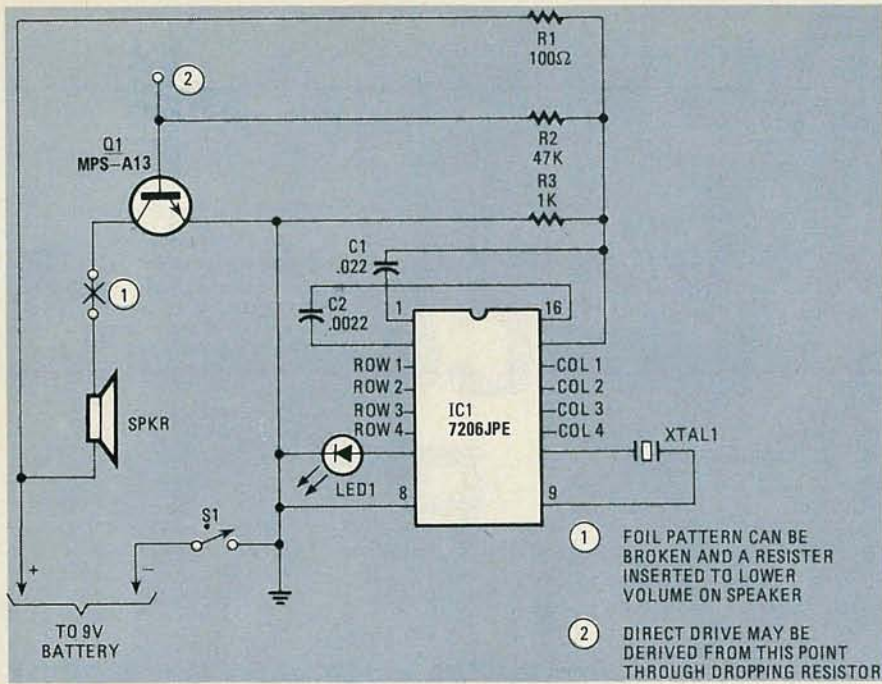


FIG. 72—HEART OF THE *Touch-Tone* encoder is the ICM7206JPE IC that converts "row" and "column" inputs into tone pairs. Speaker shown is optional.

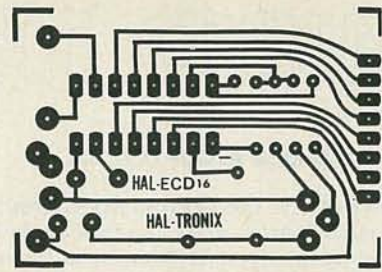


FIG. 73—ACTUAL-SIZE PC board foil pattern for *Touch-Tone* encoder. Eight pads at right are for connection to keypad.

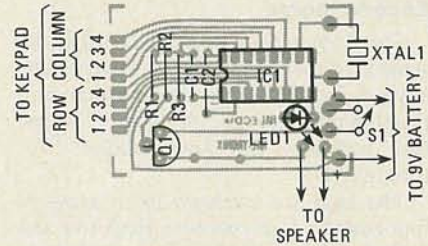


FIG. 74—WHEN CONNECTING encoder board to FM transmitter, make sure that battery polarities agree.

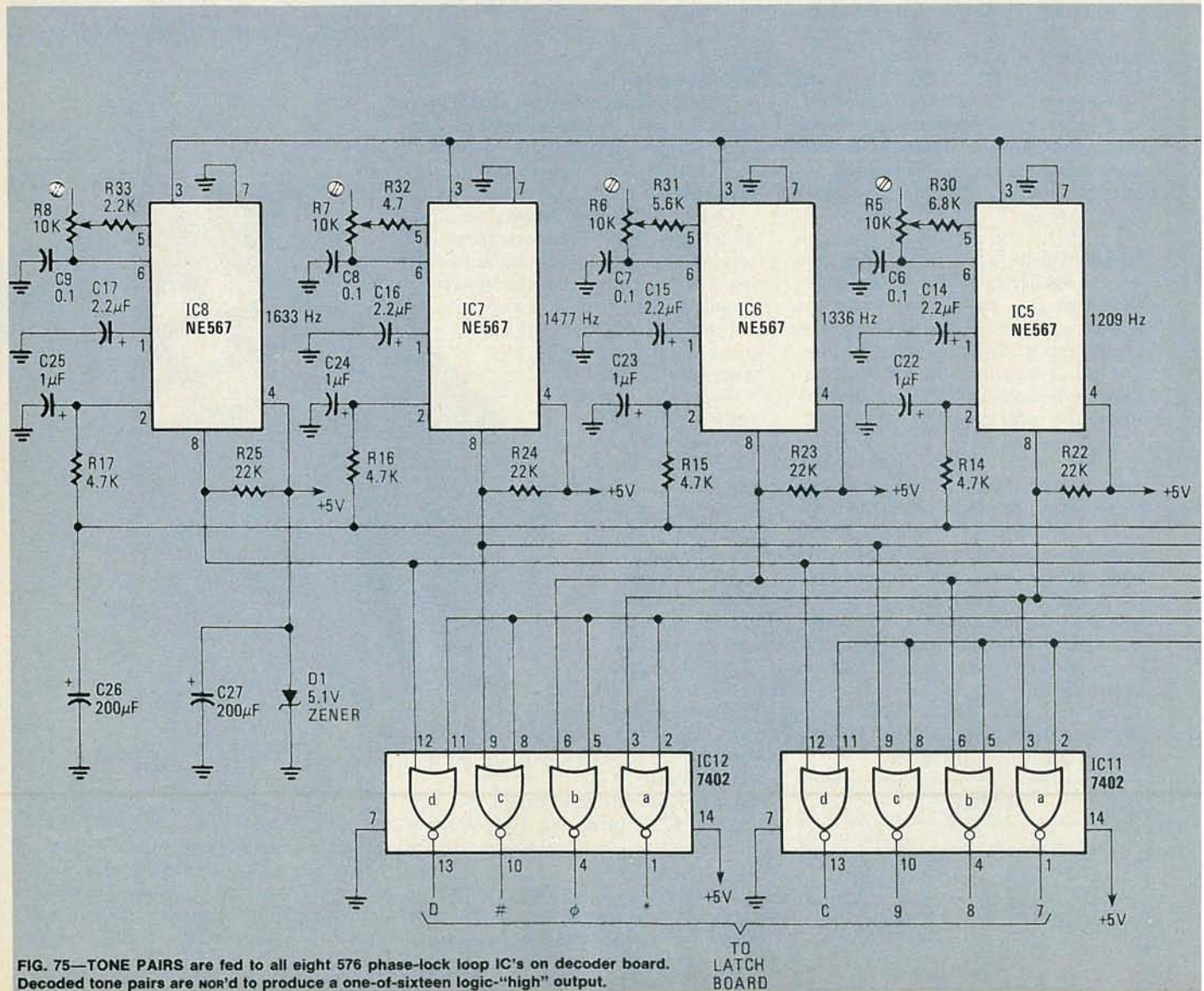
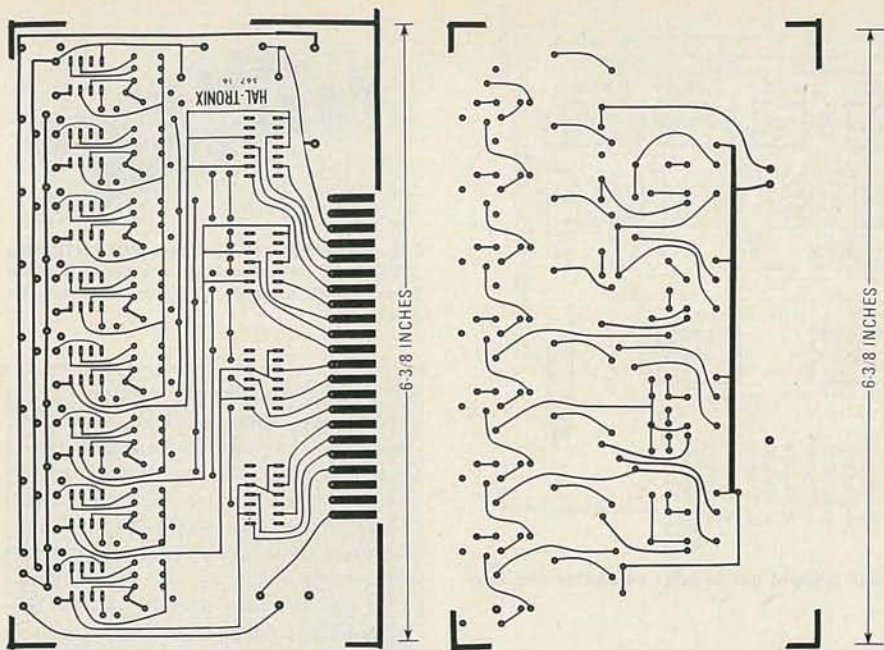


FIG. 75—TONE PAIRS are fed to all eight 576 phase-lock loop IC's on decoder board. Decoded tone pairs are NOR'd to produce a one-of-sixteen logic-high output.



PARTS LIST—DTMF ENCODER BOARD

All resistors 1/4 watt, 5%

- R1—100 ohms
- R2—47,000 ohms
- R3—1000 ohms

Capacitors

- C1—0.022 μ F, ceramic disc
- C2—0.0022 μ F, Mylar
- C3—39 μ F, tantalum

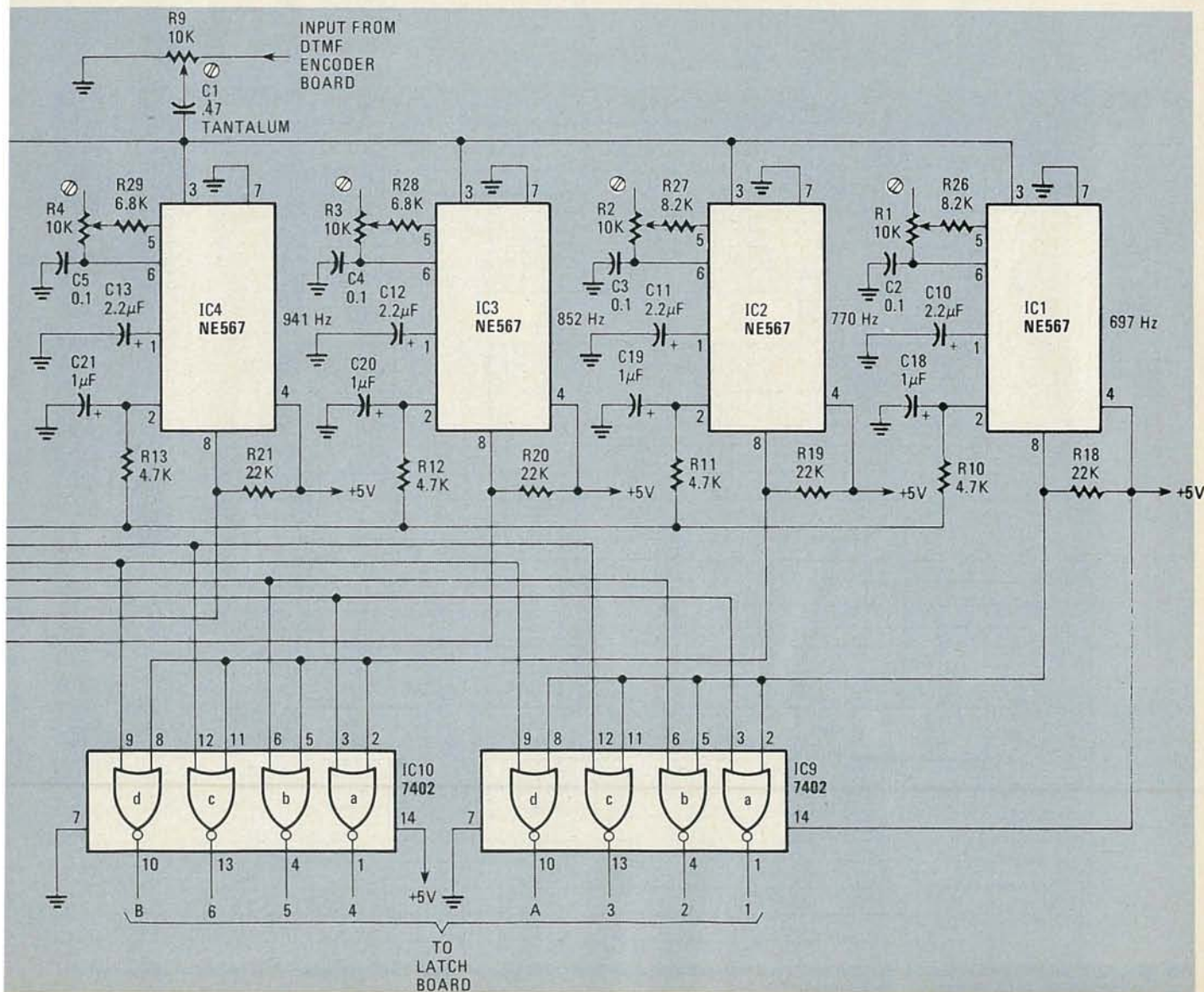
Semiconductors

- IC1—7206JPE DTMF tone generator
- Q1—MPSA-13 or equivalent NPN-type
- LED1—jumbo red LED
- XTAL1—3.579545 MHz TV color-burst crystal

S1—SPDT push button switch

Miscellaneous: PC board, IC socket, 8-ohm speaker, 16-key keypad (Digitran KL0049 or equivalent), cabinet, battery clip, etc.

FIGS. 76 & 77—DECODER BOARD is double-sided. Pattern at left is for bottom; pattern at right for top (component side). If you make your own board, holes that go to foil traces on both sides must either be plated through, or jumpers run from one side of board to the other.



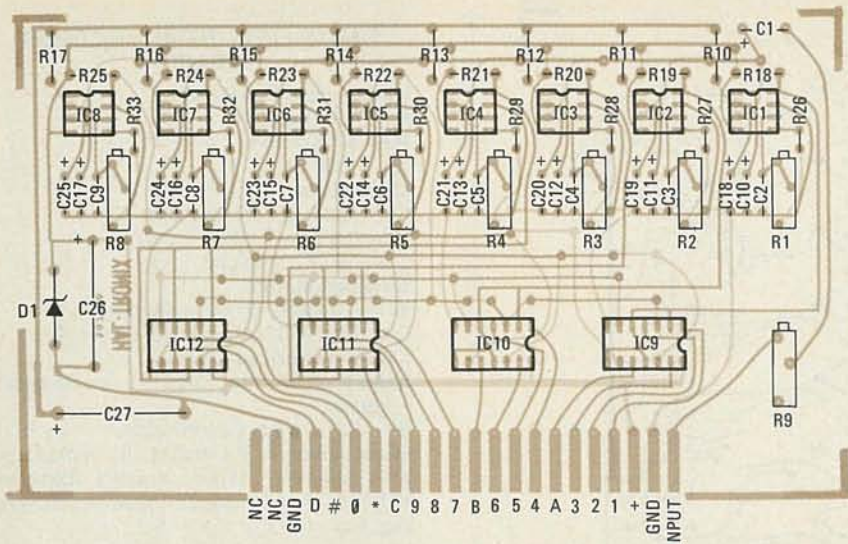


FIG. 78—THE DTMF DECODER BOARD has all signals brought out to edge connector and also available on the board itself.




FIG. 79—WHEN MOUNTING POTENTIOMETERS make certain to allow clearance between them and IC sockets for screwdriver adjustment.

We've been receiving a lot of correspondence from readers who are building—or contemplating building—their own versions of Unicorn-1. We'd like to see more, along with nice sharp photographs, so we can publish a segment showing off those robots and presenting some of the innovations that you've come up with. Write to **Radio-Electronics**, 200 Park Avenue South, New York, NY 10003 and mark your envelope "ROBOT UPDATE."

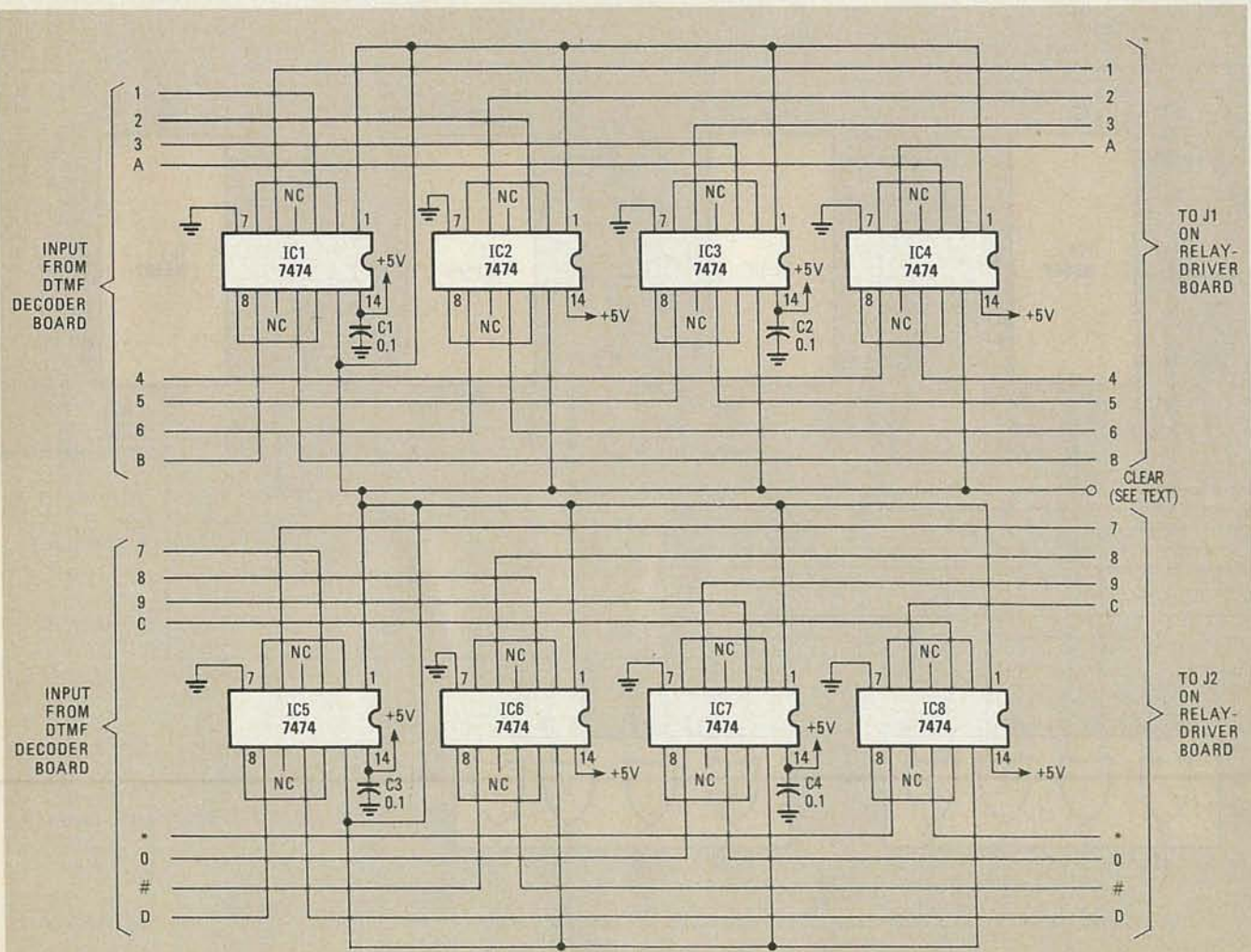


FIG. 80—LATCH BOARD takes output of decoder board and "remembers" commands until second output disables latches. This feature allows commands sent out sequentially to be carried out simultaneously.

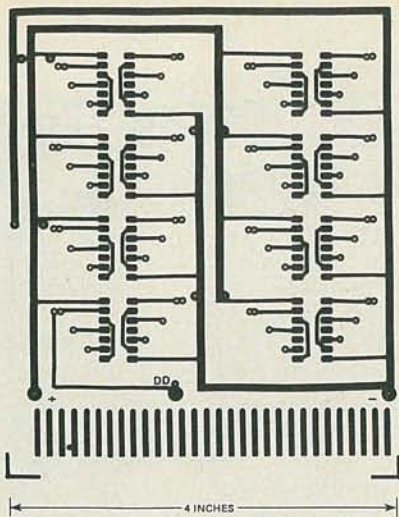


FIG. 81—IF "DROP-DEAD" feature is desired, "double-donut" pads must be jumpered together.

PARTS LIST—LATCH BOARD

Capacitors
 C1-C4—0.1 μ F, ceramic disc
Semiconductors
 IC1-IC8—7474 dual "D" edge-triggered flip-flop
Miscellaneous: PC board, IC sockets, ribbon cable, etc.
The following are available from: Hal-Tronix, PO Box 1101, Southgate, MI 48195, Tel. (313) 285-1782: encoder kit, including case (ECD-16DL), \$39.95; encoder kit less case (ECD-16K), \$29.00; PC board only (ECD-16PC), \$8.00. Decoder kit (no case) (567-16K), \$69.95; double-sided, plated-through PC board only (567-16PC), \$21.00. Latch board kit (LB-16K), \$18.95; PC board only (LB-16PC), \$11.95. Also available from the same source: ICM7206JPE IC, \$8.95; 16-key keypad, \$11.95. Please add \$2.00 shipping & handling on orders under \$20.00. Visa and MC accepted. Boards and kits are also available from: The Robot Mart, Room 1113, 19 W. 34th St., New York, NY 10001 (catalog \$3.00).

PARTS LIST—DTMF DECODER BOARD

All resistors 1/4 watt, 5% unless otherwise specified
 R1-R9—10,000 ohms, ten-turn trimmer potentiometer (Bourns 3006P or equivalent)
 R10-R17, R32—4700 ohms
 R18-R25, R33—2200 ohms
 R26, R27—8200 ohms
 R28-R30—6800 ohms
 R31—5600 ohms
Capacitors
 C1—0.47 μ F, tantalum, or ceramic disc
 C2-C9—0.1 μ F, Mylar or monolithic
 C10-C17—2.2 μ F, tantalum or aluminum electrolytic
 C18-C25—1 μ F, tantalum or aluminum electrolytic
 C26, C27—200 μ F, electrolytic
Semiconductors
 IC1-IC8—NE567 PLL tone decoder
 IC9-IC12—7402 quad NOR gate
 D1—5.1 volts, 1 watt, Zener
Miscellaneous: double-sided, plated-through PC board, IC sockets, ribbon cable, etc.

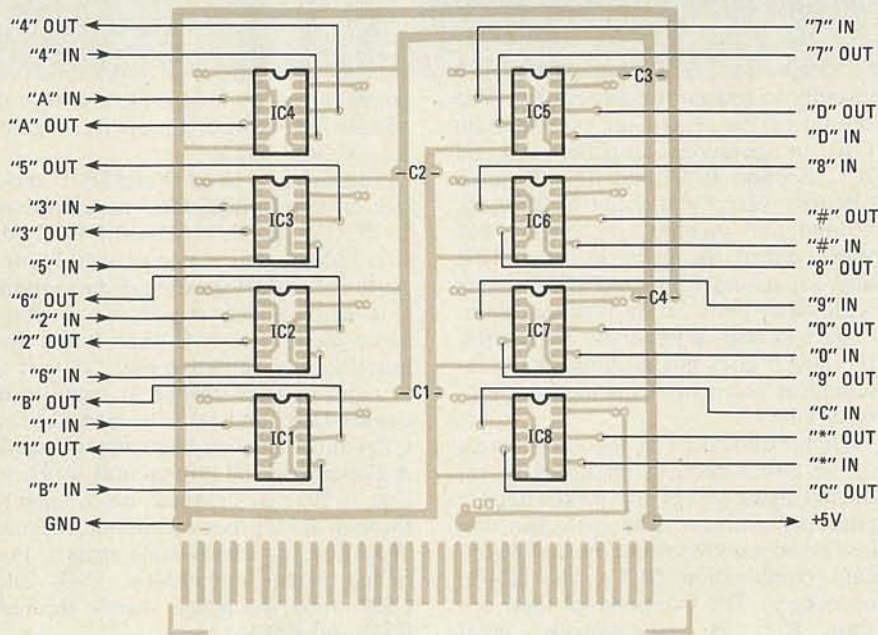


FIG. 82—LATCH BOARD SIGNALS are not brought out to edge connector. Connections must be made to pads on board. The use of multicolored ribbon cable is suggested.

five-volt supply to operate properly. Alignment is simple: Starting with IC1, connect a frequency counter to pin 5 of the 567 (no signal input is necessary). Adjust the 10K potentiometer associated with the IC until the frequency indicated on the schematic for that IC is obtained.

Proper tone-decoding can be verified by applying a tone pair to the input of the board and checking for a logic-high at the corresponding output pin of the 7402 NOR gates with a logic probe.

If the probe's HIGH LED does not stay on steadily, it indicates that one or both of the 567's associated with that tone pair is not quite on frequency and needs a slight adjustment. If you have to make such an adjustment, proceed carefully—remember, each 567 is responsible for four individual outputs and you must check them

all.

Latch board

While it is possible to operate the robot without the latch board, there are two important reasons why it should be included.

Firstly, it eliminates the need to keep a function key depressed. With the latch board, the key is pressed once to initiate the function desired, and pressed again to stop it. Not only does that save wear and tear on the batteries (and fingers) but it also brings us to the other reason for using the latch board.

Without it, only one function at a time could be carried out by the robot. With it, however, as many functions as desired can be operated at the same time and they can be switched on and off at will.


The latch board (Fig. 80) uses eight 7474 dual D, edge-triggered, flip-flop IC's to form 16 latches. The latching action is handled by cross-coupling each gate's inverting output (pin 6 or 8) to the "D" input (pin 2 or 12) of the IC. The status of the "D" input determines the status of the outputs. If it is "high," the normal (non-inverting) output (pin 5 or 9) is also "high," and the inverting output is "low." If it is "low," the status of the outputs is reversed.

The 7474 triggers on a "low" to "high" transition of the input (clock) signal (pin 3 or 11). When a signal from the decoder board is applied, a "high" to "low" transition takes place and the normal (non-inverting) output of the gate goes "high" and stays "high." Simultaneously, the inverting output goes "low." That forces the "D" input "low," which means that the next "high" to "low" transition at the input will cause the output to go "low," and so on.

That means that the first time a function key is pressed, a function will be called into play. The next time it is pressed, that function will stop. And since, once the latch has been set, the function continues, another key can be pressed and another function called up while the first is running.

The CLEAR inputs of the IC's (pins 1 and 13) are also brought out to the board (the double donut pads in Fig. 81—if used they should be jumpered together) for future use. If the CLEAR inputs are grounded, the latches immediately go to a "low" state. That feature can be used as a "drop dead" switch to completely disable the robot by pushing a single key, if it becomes necessary.

The "drop dead" feature could also be
continued on page 88



HI-FI NOISE FILTER/Range Expander

Part 2—This month we'll look at the expander and noise reduction circuits in more detail and show you how to build the ASRU.

JOSEPH M. GORIN

IN THE FIRST PART OF THIS ARTICLE (March 1981 issue of *Radio-Electronics*) we discussed in general terms how the expander and noise-reduction sections of the ASRU (Audio Signal Restoration Unit) work. We'll now cover those circuits in more detail.

Expander-circuit description

Figure 10 is a schematic of the right channel and control circuits of the expander portion of the ASRU. The signal is applied through R301 to IC6-a, a digital logic gate acting as a voltage-controlled resistor. Figure 11 shows the circuit of one of the six inverters that comprise the CD4049 IC and will help explain that unusual, but very effective and economical, circuit. The CD4049 CMOS hex inverter differs from most CMOS IC's because protection diode D_Z is intentionally omitted to allow driving the input from 10-volt logic signals while using a 5-volt power supply. In the ASRU, the "+" supply is connected to ground. That insures that the P-channel FET's, Q_A , are always off. That leaves us with Q_B active. As a result, we are left with six matched (see Fig. 11) N-Channel FET's because they are all fabricated on the same chip. The FET's are enhancement-mode devices, which means that after applying about 1.5-volts to the gate, the FET begins to turn on and the resistance between the source and drain decreases as the gate voltage is increased.

That causes IC6-a and R301 to form a voltage-controlled attenuator. The resistance of IC6-a varies between 55 and 90 ohms. At higher input levels, the gate voltage is reduced by the control

circuits to reduce the attenuation. The output of the attenuator goes through C302 to operational amplifiers IC4 and IC5. Section IC6-f and its associated circuitry vary the amount of feedback around that op-amp combination and thus control the gain. Resistor R302 and capacitors C301 and C302, along with other parts in the feedback path, make sure that, at low audio frequencies, the signal does not go through the attenuators and is not expanded (see Fig. 6) of Part 1.

High attenuation in the early stages of the circuit reduces distortion by reducing signal levels, but makes noise a potential problem. The high gain and low noise required make the double op-amp combination (IC5-a and IC4-b) necessary. The front-end of that, op-amp IC5, is exceptionally quiet ($4/n \text{ V } \sqrt{\text{Hz}}$) and is used as an input-differential pair of transistors.

Integrated circuit IC7-b serves to add 1.2 times the drain voltages onto the gates of IC6's FET's in a compensation scheme that further reduces distortion. The net result is an expansion block that is both quiet and undistorted. To derive the control signal, the two channels are summed by resistors R501 and R502. The gain of the control channel is varied with sensitivity control R503. Capacitors C506 and C502 reduce the low-frequency gain, and C501 rolls off the higher frequencies to obtain the curve shown in Fig. 3 of Part 1. The gain-stage of that filter is IC11-d. That IC and its associated components form a full-wave rectifier, such that the sum of the current through R509 and R510 is proportional to the absolute value of the filtered waveform. That makes the ex-

pansion polarity-independent so that all signals are expanded properly, regardless of their phase.

The currents in R509 and R510 and a bias current through R511 are converted by IC11-b, R512-R514, and D503-D505 to a voltage that is approximately proportional to the logarithm of the current. It is the non-linear impedance of the resistor-diode network that forms the gradual slope shown in Fig. 2 of Part 1. A rapid upward change in signal level causes D507 and D508 to turn on, and C504 and C505 can be rapidly charged. A slower rise will turn on only D507, so that C505 is charged more slowly through R517; that dual-mode reduces distortion for steady-state signals. For falling signal amplitudes, C504 and C505 must discharge slowly through R515 and R517.

The voltage on C505 is amplified by IC11-a. If the control voltage (IC11, pin 3) is below 4 volts, D515 is off and the signal is attenuated by R525-R527, to control FET gate-voltage driver IC7-d. Figure 12 shows a block diagram of the gate-voltage driver. Varying either the input voltage or drain current (I_D) will cause the op-amp to change the FET gate-voltage so that $V_{IN} = I_D \times R_{FET}$. In that case, increasing signal levels will increase V_{IN} and thus R_{FET} . Since IC7-d drives the gates of both IC6-a and b, their resistances will track its output.

In summary, increased signal levels will increase the control voltage, and thus the resistance of IC6-a, reducing the attenuation. As the control voltage gets even higher, diode D515 turns on, and the increasing current from R525 flows into the drain of IC6-c. That

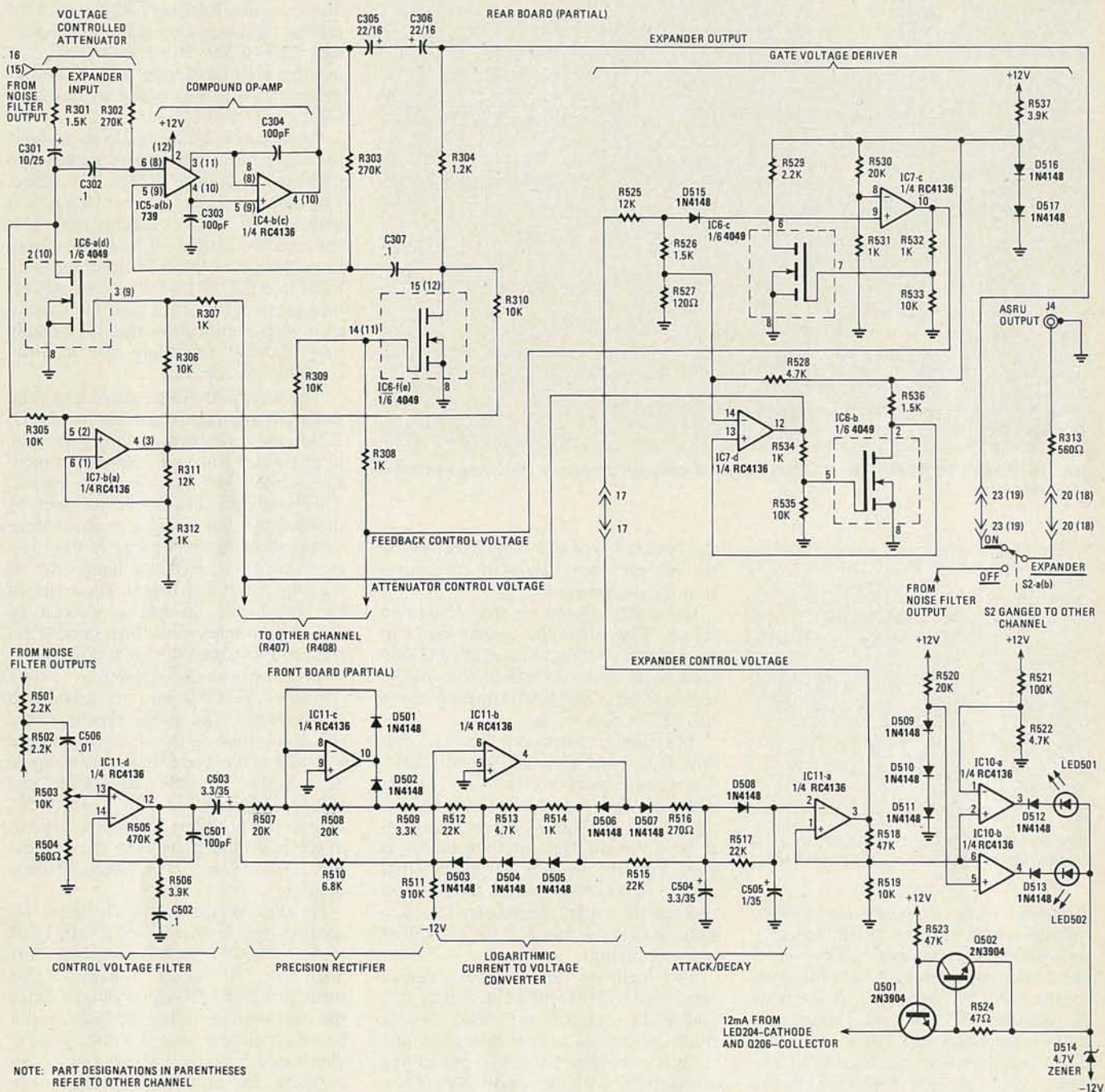


FIG. 10—RIGHT CHANNEL and control circuits of the expander portion. To find left-channel part numbers, add 100 to right-channel part numbers.

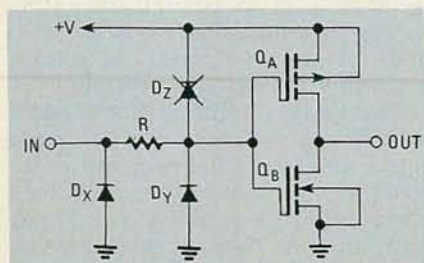


FIG. 11—ONE OF SIX inverters on the CD4049. Only the Q_B sections—six matched N-channel FETs—are used in the ASRU.

causes the IC7-c gate-voltage deriver to reduce the resistance of IC6-c and IC6-f, increasing the gain of the op-amp combination, IC4-IC5.

The op-amps driving LED501 (-6 dB) and LED502 (+1 dB) are used as comparators and absorb the current from Q501 through their respective LED's if the gain is either less than -6 dB or more than +1 dB. Transistors Q501 and 502 act as a constant 12 mA current source that is used for the display of the

noise filter part of the ASRU. Zener diode D514 makes sure that the current source can still operate when both LED501 and LED502 are off.

Even the power supply (Fig. 13) is unusual. To maintain the exceptional signal-to-noise ratio desirable in a noise-reduction accessory, without requiring extensive magnetic shielding or coaxial wiring, the transformer is of the wall-plug type, and is physically separate from the ASRU. This type of transformer has a single, untapped secondary. To get both plus- and minus-12-volt

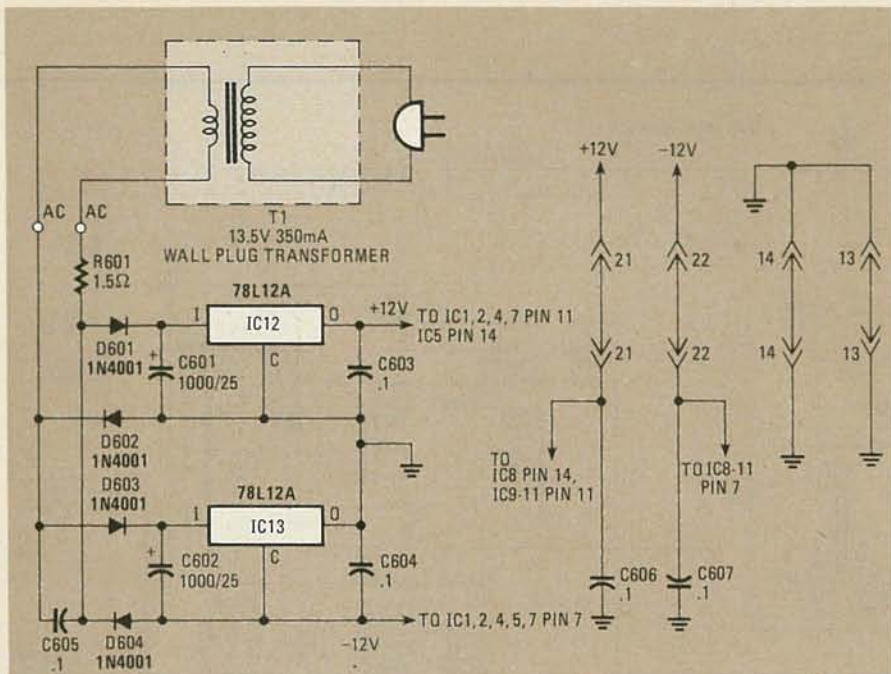


FIG. 13—POWER SUPPLY of the ASRU uses a separate wall-plug transformer, eliminating a potential source of hum.

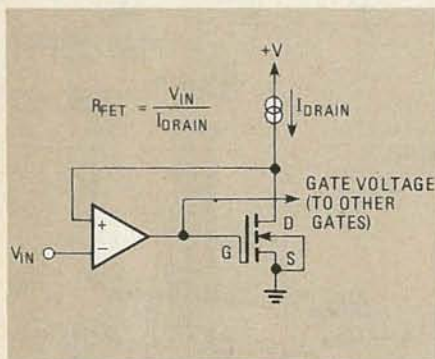


FIG. 12—GATE-VOLTAGE DRIVER, IC7-d, is used to control gain of op-amps IC4 and IC5.

supplies using economical positive voltage regulators, the circuit operates as follows. On positive half-cycles of the transformer output, C601 is charged up through D601 and D602. A standard IC regulator, IC12, is used. On negative half-cycles D603 and D604 charge up C602, which powers regulator IC13, except in this case, the regulator's output is grounded, and the terminal that is normally grounded supplies -12 volts.

Noise-reduction circuit description

The noise-reduction-section schematic is shown in Fig. 14. One of the variable integrators is formed by resistor R6, IC2-a, C1, R8 and IC3-b. With just R6 as an input resistor, and C1 as a feedback capacitor, IC2-a would be a fixed-gain integrator. The attenuator—consisting of R8 and IC3-b—in the feedback loop allows the gain to that integrator to be varied.

Capacitor C2 provides AC coupling to prevent DC errors (such as voltage-offsets) from causing "thumps" when

the resistance of IC3-b changes. Resistor R7 provides bandwidth compensation for the op-amp.

Capacitor C3 and resistor R9 do two things: They filter the control signal to keep it from acting too quickly and also feed back drain voltage to the gate of this section of the IC to cancel some of the FET's distortion.

The summing network (see Fig. 7 in Part 1) is made up of IC1-b and R2-R5. The reason there are two "-" inputs and one "+" input is because the design of the integrators causes the signal to be inverted. The input impedance is kept high by using IC1-a as an input buffer. The output buffer, IC10-d, acts to keep the output impedance low. Resistor R16 is used to vary the amount of noise reduction.

The highpass and bandpass signals are added by R14 and R114, and by R15 and R115, respectively. Two 19-kHz filters to remove any residual pilot tone from FM multiplex signals—preventing interference with the action of the noise filter—are made up of C201 and L201, and C204 and L202.

It is important that strong fundamental tones below 1 kHz and non-musical signals above 25 kHz not be allowed to affect the control-voltage-determining circuits. High sensitivity, though, is necessary to allow the filter to respond to low-level, high-frequency signals such as those produced by triangles (the percussion instrument that goes "ding"). The A739-IC8—provides that high sensitivity at a very low noise figure.

That IC is run in an *open loop* configuration (without feedback) at the frequencies where most musical activity

takes place. Resistors R206 and R207, and capacitors C210 and C211 provide feedback to control the biasing of the op-amp and to roll off the low-frequency gain. Resistors R204 and R205 reduce the open-loop gain, and capacitors C206-C209, along with C203, roll off the high-frequency gain. Low-frequency gain is also rolled-off by C202, C205, C212 and C213.

Capacitors C212 and C213 also couple the highpass and bandpass signals into precision rectifiers IC9-b and IC9-c. The combined gain of those two IC's is about 2000. By obtaining that gain through two stages—IC8, whose output is a current, and IC9 (together with R208 and R209), that changes that current to a voltage—it is possible to get a gain with rectification that is normally very difficult to obtain due to stray capacitive feedback.

The weighted-difference blocks (Fig. 8, Part 1) are made from resistors R212-R214. They subtract, rather than add, because IC9-c is a *positive*-output rectifier, while IC9-b has a *negative* output. The bandpass channel is clamped by diode D205 that turns on at about three volts, allowing the energy in the highpass section to push the bandwidth all the way out at high levels. The action of the bandpass channel is slowed by C214. That helps cause filter corner-frequency overshoot during transients.

The fast-attack/slow-decay circuit consists of IC9-d and its associated components. The attack time is 4 mS; the decay time 80 mS. Low-impedance drive for the exponential curve-shaping and display network, R224-R228 and Q204-Q206, is provided by IC9-a. When low-level control voltages are present at C216, all the transistors are off, and the resistors act as a simple voltage divider.

As the voltage at the capacitor increases to a few tenths of a volt, Q202 turns off, Q201 turns on, and LED201 goes out. At higher voltages, Q204 turns on, and LED202 goes out. Since the base-emitter voltage of Q204 cannot be much greater than 0.6 volt, R224 is eliminated from the voltage divider, increasing its output dramatically. In turn, Q205 and Q206 turn on with the same effect. As the voltage on R228 approaches 1.2 volts, D210 and Q203 turn on and clamp the voltage at C216 in a feedback path to prevent driving the voltage-controlled filter too hard. Thus, until the limit is reached, attenuation constantly declines exponentially.

The voltage on R228 is offset slightly by R230 so that, even with no input signal, the filter bandwidth can never go below 1.2 kHz. As was explained previously, IC4-a, IC3-c and IC3-d, together with their associated parts, form a gate-voltage deriving circuit.

Control-circuit gain is varied by R202 and R203. That sensitivity control

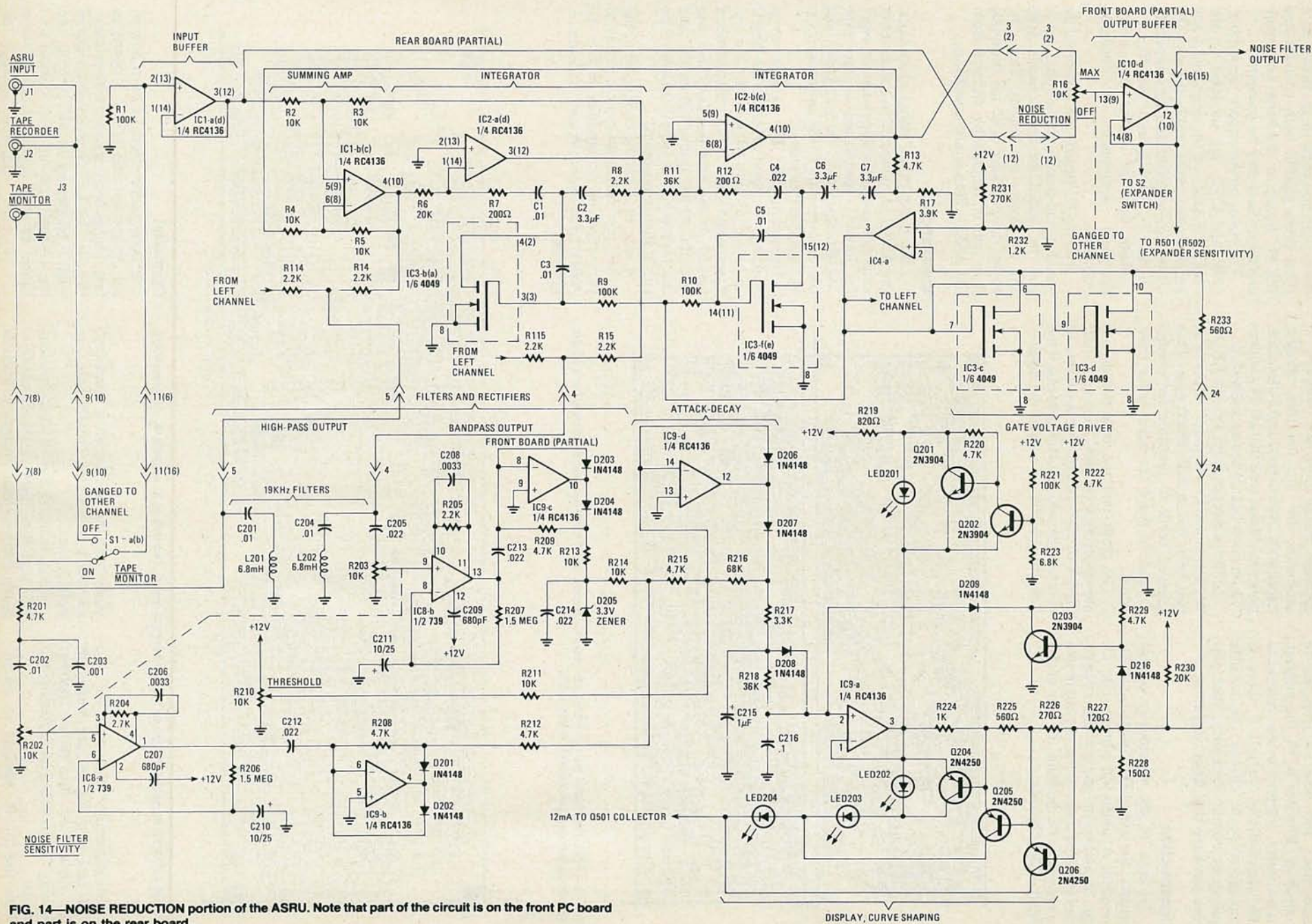


FIG. 14—NOISE REDUCTION portion of the ASRU. Note that part of the circuit is on the front PC board and part is on the rear board.

determines the ASRU's response to transients. Resistor R210, the THRESHOLD control, supplies a bias current to the attack/decay circuit; if there is enough noise to change the 1.2-kHz quiescent corner frequency, that current can keep that from happening.

Construction

Because of the complexity of this project, the use of PC boards is recommended. A single foil pattern, Fig. 15, can be etched on one piece of copper-clad material that can then be cut in two to provide both the front and rear single-sided ASRU boards.

mended. Install those first, followed, in sequence, by the resistors, diodes, capacitors, transistors, and other components. Make sure that all 24 jumpers (12 on each board) are accounted for.

In the prototype (Fig. 18), the LED's were mounted in a 16-pin IC socket that had been cut in half, lengthwise. That allowed them to protrude far enough forward to reach the holes in the front panel.

The front and the rear boards are mounted back to back. Use two short pieces of 12-conductor ribbon cable to connect the two boards by means of the holes located at the ends of the boards.

tubes until you need them. Before handling them ground both yourself and the PC board to discharge any static electricity that may be present.

The two power-supply capacitors, C601 and C602, are mounted on the back (foil side) of the rear board and secured with plastic cable clamps. The clamps are attached through a spacer to the hole between jacks J1 and J6.

Make sure, of course, that every polarized component is correctly oriented.

The two PC boards are supported by wooden end-panels and a metal cover may be added for appearance's sake and to protect the boards. Since the power transformer is of the wall-plug type and is isolated by distance from the ASRU, hum is not a problem.

Installation

Like most other signal processors, the ASRU is connected to a receiver or amplifier using the tape-monitor loop. Its input is connected to the TAPE RECORDER or TAPE OUTPUT jacks, and the output to the TAPE MONITOR, TAPE PLAY or TAPE IN jacks.

Used that way, the TAPE MONITOR switch can be used to bypass the ASRU or to bring it into the circuit. (The EXPANDER and NOISE REDUCTION controls, if turned to the OFF position, will also take the ASRU out of the circuit, and the TAPE MONITOR switch can always be left in the ON position.)

A tape deck can be connected to the ASRU just as it had been connected to your receiver or amplifier before the ASRU took over that unit's tape-monitor jacks.

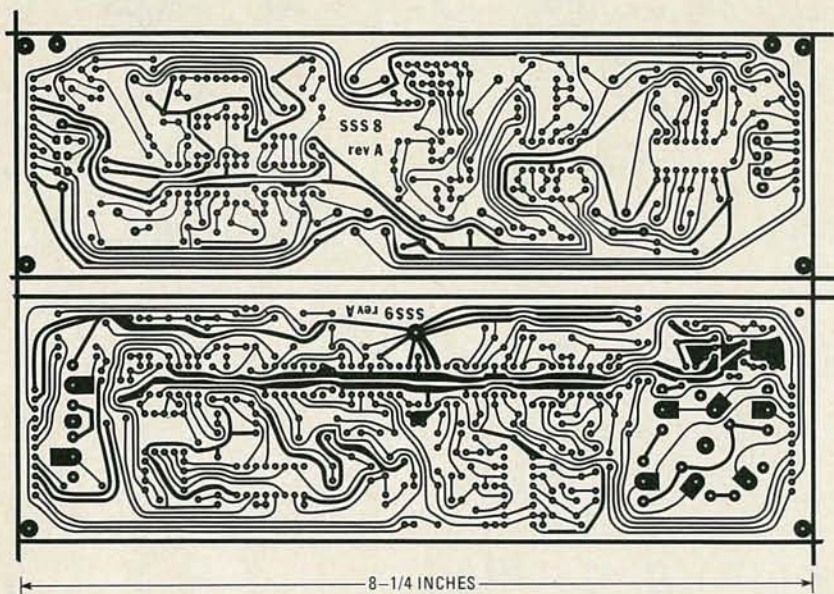
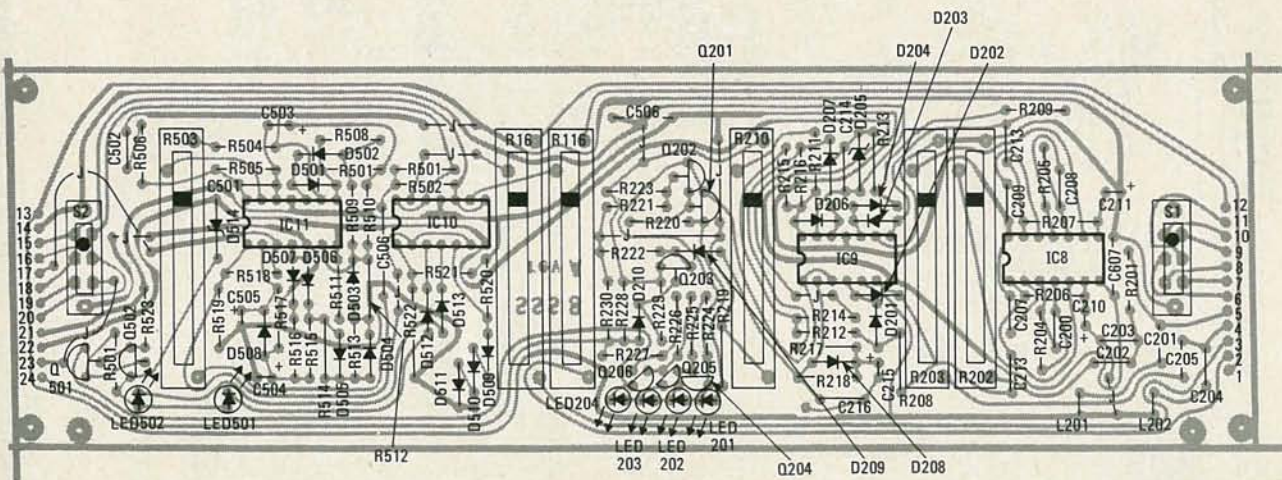


FIG. 15—FOIL PATTERN for the front and rear PC boards. Both patterns can be etched on a single copper-clad board (as shown) if you wish.



BIG BASS

from small speakers



LEN FELDMAN

CONTRIBUTING HI-FI EDITOR

Here's a look at an ultra-small speaker system that has good sound quality and delivers 95 dB of sound-pressure level. Dynamic equalization makes it possible.

AVID FOLLOWERS OF WHAT'S NEW IN audio (and particularly in loudspeaker development) have no doubt heard about a series of ultra-small speaker systems recently introduced by KLH. The smallest of those "computer controlled speaker systems" is the model *KLH-3* and although its volume is a mere 0.25 cubic feet the speaker can deliver up to 95 dB of sound-pressure level with a cut-off frequency of 40 Hz (its -3 dB point). Each pair of speakers is sold with KLH's *Analog Bass Computer*. It would more aptly be described as a dynamic equalizer that constantly senses an electrical replica of the woofer cone motion and adjusts the electrical frequency response and gain of the equalizer whenever the transducer or loudspeaker signals would be likely to exceed a safe level.

Although I have heard those speakers and been impressed with their small size and unusual bass-output capability on more than one occasion, it was not until I attended the Audio Engineering Society Convention, in London, England, that I was offered a full explanation of how the equalized loudspeakers work. That explanation was provided by the engineer who helped KLH with the design of the speakers, Daniel R. von Recklinghausen. At the AES con-

vention, Dan von Recklinghausen presented a technical paper, titled "Dynamic Equalization for Loudspeakers," that finally clarified the subject.

As has been stated many times, one of the most important limitations on smoothness of response of a given loudspeaker system is the interface between that speaker and the room in which it is installed. Reflections from boundary walls and excitation of room modes can easily cause as much as a ± 20 dB variation in sound-pressure level reaching the listener. That is true even for a speaker that would show totally flat response to within a dB or two, if measured in an anechoic chamber.

Many manufacturers encourage their customers to experiment with loudspeaker location and listening position until best results are obtained. Unfortunately, when you are dealing with the "real world" of large-speaker enclosures, fixed room decor, and limitations imposed by room dimensions, wall-surface openings, windows, and the like, finding the best speaker position and listener position is not easy. That is one reason why trying to make loudspeakers smaller has always seemed like a good idea. Other obvious benefits are lower cost and consumer acceptance.

In an earlier article about speaker-system enclosure design I pointed out that all loudspeaker systems, regardless of enclosure type, have a number of inter-related parameters such as small-signal low-frequency limit, enclosure cubic volume, and efficiency. Once you choose the type of enclosure (closed, vented, etc.), the choice of two of those parameters automatically determines the third. Once the type of enclosure is chosen, an extension of low-frequency response by one full octave would require either an increase in enclosure size by a factor of 8:1 or a drop in efficiency of 9 dB, or a combination of both.

A vented enclosure will have a lower low-frequency cutoff than a sealed box, if both systems have been designed for the best flat response down to their cut-off frequencies. And a flat vented enclosure with two-pole equalization results in a still lower low-frequency cutoff. Further extension of the low-frequency limit of a loudspeaker system involves several other criteria which may dictate the actual limit possible. For example, changing over to a loudspeaker that uses fixed electrical equalization may cause amplifier or speaker overload. Reducing the possibility of that overload is one of the purposes of

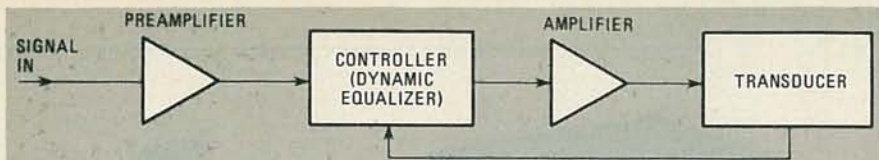


FIG. 1—THE DYNAMIC EQUALIZATION CIRCUITS ARE CONNECTED between the preamplifier and the amplifier of the sound system.

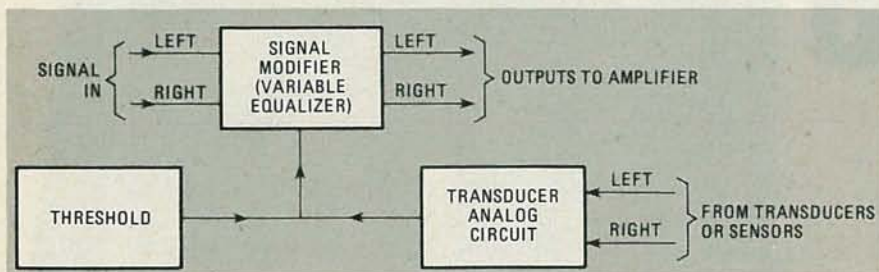


FIG. 2—SIMPLIFIED DYNAMIC EQUALIZER CONSISTS OF A TWO-CHANNEL TRANSDUCER analog-circuit, a common threshold circuit, and a two-channel signal-modifier circuit.

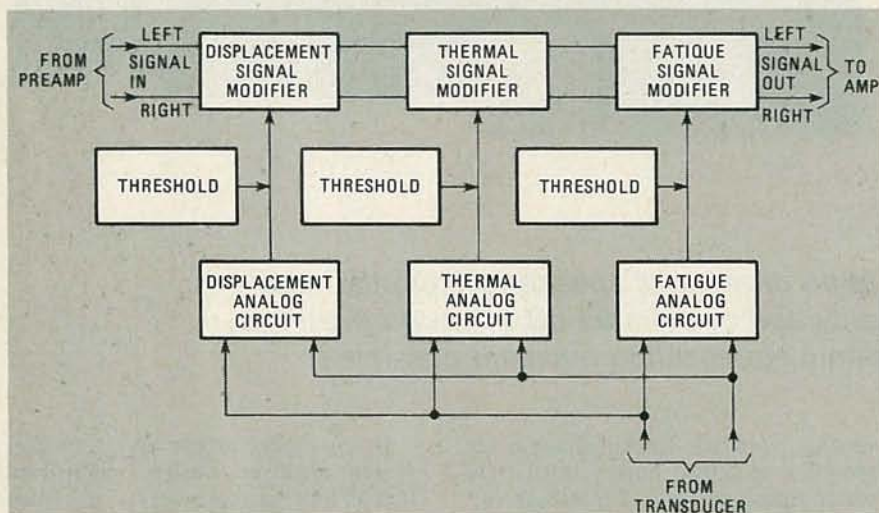


FIG. 3—EACH ANALOG CIRCUIT REPRODUCES A DIFFERENT DRIVER CHARACTERISTIC. The output from those circuits control the appropriate signal-modifier circuits.

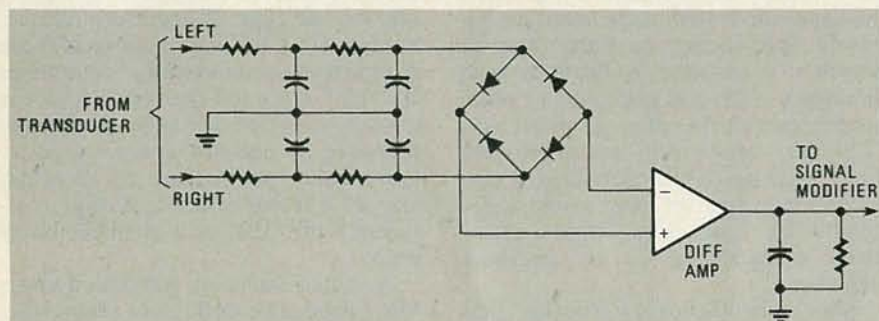


FIG. 4—SIMPLIFIED SCHEMATIC OF A CONE-DISPLACEMENT ANALOG-CIRCUIT. The filter output is proportional to the cone displacement and vent air velocity.

tegrated amplifier, it may be placed in the signal path by using the tape monitor loop.

Figure 2 is a block diagram of one form of dynamic equalizer or controller. It consists of three sections: a two-channel transducer analog circuit, a common threshold circuit, and a two-channel signal modifying circuit that operates from the common control of the analog and threshold circuits. As a first attempt at dynamic equalization, you might attach various sensors to the loudspeaker, each one detecting various characteristics of the driver such as cone motion, temperature, etc. However, if the loudspeaker is a known entity and its characteristics are stable from unit to unit, the driving signal applied to the speaker (that is, the amplifier's output signal) may be processed in a number of different ways to produce signals that are proportional to the driver characteristics that are of concern (cone displacement, temperature rise, etc.).

Figure 3, a more detailed block diagram of a dynamic equalizer/protector circuit, shows several two-channel analog circuits connected in parallel. Each of those produce separate output signals that in turn control separate two-channel signal-modifying circuits connected in series. There are separate threshold circuits for each function.

Figure 4 shows a simplified version of the cone-displacement analog circuit. Cone displacement in a vented enclosure, like the ones used in the KLH designs, show maximum displacement at very low frequencies, where suspension stiffness controls the cone motion. Displacement reaches a minimum at the resonant frequency determined by the vent/cabinet combination and then rises to second maximum level (lower than the first) and eventually falls, approaching -12 dB per octave in the mass-controlled region.

Since the designers felt it desirable to limit the maximum air velocity in the vent, all of those effects can be combined into a simple second-order low-pass filter having a Q of 0.45 and a corner frequency near 60 Hz. The filter transforms the driving signal derived from the associated amplifier's output terminals into a signal proportional to the combination of cone displacement and vent-air velocity.

The output of each lowpass filter is rectified by a full-wave bridge. The highest peak is compared with a threshold voltage and is used to control the signal-modifier circuit. The peak voltage is reached just before the peak cone displacement.

Signal-modifier circuitry

The combined low-frequency equalization and cone-displacement signal-modifier circuitry is shown in Fig. 5. A

dynamic equalization and is an important feature of that form of equalization when compared with fixed equalization, provided by some loudspeaker manufacturers as part of their systems.

How dynamic equalization works

As can be seen from Fig. 1, in a loudspeaker system equipped with a dynamic equalizer, the equalizer senses

an electrical equivalent of the speaker cone's motion. The equalizer adjusts its own electrical frequency response and gain whenever the loudspeaker signals exceed a previously determined safe level. The amplifying and equalizing circuits are connected between the preamplifier and the power amplifier of the system. If the equalizer is to be used with an all-in-one receiver or an in-

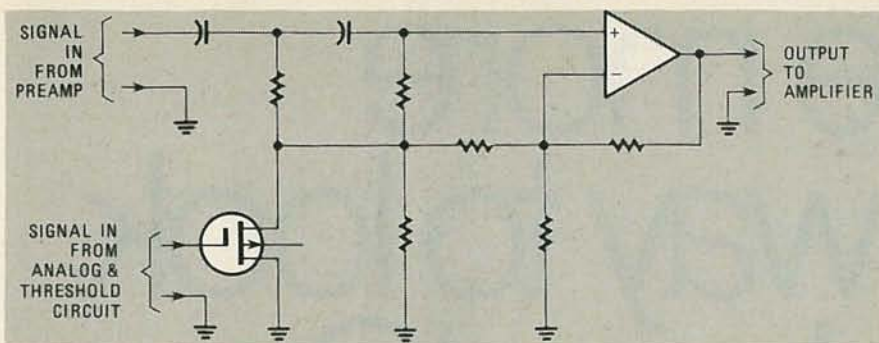


FIG. 5—COMBINED LOW-FREQUENCY EQUALIZATION and cone-displacement signal-modifier circuits.

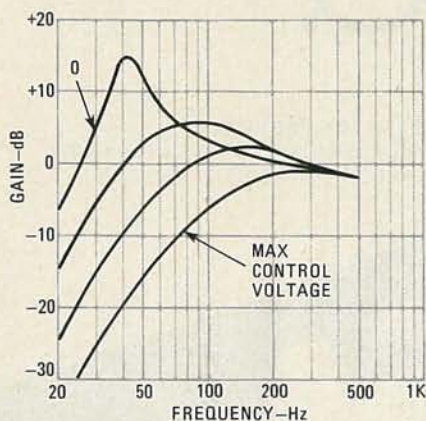


FIG. 6—FREQUENCY RESPONSE of the low-frequency equalizer/protector used in the KLH-3.

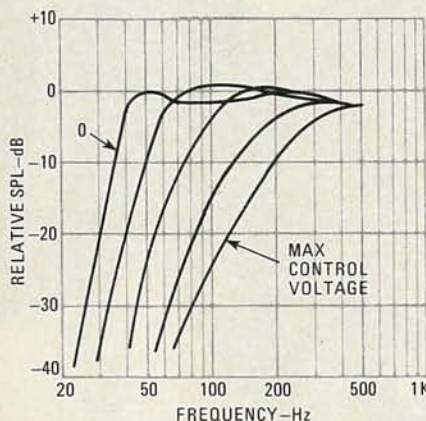


FIG. 7—OVERALL FREQUENCY RESPONSE of the equalized loudspeaker system.

two-section R-C highpass filter connected between the input of the control circuit and the non-inverting input of an operational amplifier has positive feedback applied to it from a voltage divider fed by the inverting or feedback terminal of the operational amplifier. That circuit is the equivalent of a two-pole highpass filter. By choosing components properly, both the cut-off frequency and the Q can be controlled, independent of the operational amplifier that only needs to have high loop gain. A field-effect transistor, connected in parallel with the grounded end of the attenuator, controls the Q and the cut-off frequency

in the circuit.

The control voltage causes the gain at 40 Hz to vary over a range of more than 30 dB while varying the effective cut-off frequency over a range of more than 4:1. Signals below the minimum frequency are attenuated in all cases. At zero control voltage, the electrical response of the equalizer complements the frequency response of the loudspeaker system without equalization. That achieves the wildest "flat" frequency response possible. Similar designs are used in the signal-modifier circuits that sense and control temperature rise and driver fatigue.

Figure 6 is a graph of the measured frequency response of the low-frequency equalizer/protector used in the KLH-3 system. When no control voltage is developed, the response curve marked "0" is obtained. At the maximum control voltage, no peak is obtained and the system has the highest cut-off frequency.

Figure 7 shows the overall frequency response of the equalized loudspeaker system, again beginning with "0" control voltage and extending to maximum control. The -3 dB cut-off point in the response varies from 40 Hz to 160 Hz, depending upon the control voltage, and has only a few dB of amplitude variation above cut-off. When listening to music, response is curtailed only when large, low-frequency signals occur. Most of the time the widest frequency response is maintained, since, for most musical signals reproduced at moderate to high loudness levels, there is likely to be little or no control voltage developed.

According to the inventors and designers of the system, the four main purposes of the electronic equalizer/protector module, or Analog Bass Computer, as they prefer to call it, are:

1. To provide steep-cut highpass filtering, removing frequency components of the signal below the loudspeaker cut-off (in this case 40 Hz).
2. To provide a frequency compensated output in conjunction with the acoustical alignment used in the loudspeakers so that flat re-

sponse is obtained above the cut-off frequency.

3. To provide an "analog" frequency/level sensitive control-signal that drives the frequency-compensating circuits.
4. To compensate for any mid-band irregularities in sound energy output caused by placing the system too near to, or too far from, a solid surface.

Interestingly, the system works in such a way that although substantial equalization is used to reproduce low-level signals, maximum amplifier output is reduced at low frequencies and high levels, minimizing possible amplifier overload problems. In other words, the amplifier is not called on to work into the load if useful output from the loudspeaker is not obtained. As most readers will appreciate, that situation differs from what occurs with fixed, static equalizers sold with some speaker systems for the sole purpose of trying to "lift" the speaker's sagging low-end response.

According to KLH, the greatest benefit of such small speakers is the freedom to place them where they sound best. The biggest difference between a large concert hall and the average living room is size, and therefore smooth response at long wavelengths. Adjusting the ratio of direct to reflected sound, or rigorously specifying the location of the loudspeakers can not overcome those response variations. Letting the listener make the best of his or her room is the major reason for making speakers small. And if the small speakers are able to produce good sound quality from an unobtrusive source (as these little KLH units seem able to do) so much the better. R-E



"That siren was a test. We wanted to determine whether you are awake and watching our program."

The more logical way to look inside an IC.

LTC Logical Analysis Test Kits: everything you need for over 90% of your digital testing.

Everything you need is at your fingertips. Circuit-powered. And easy to use. Ready to read logic activity at a glance, point-by-point or IC by IC. Or to inject digital signals for testing.

Let the LEDs of our Probes, Pulsers and Logic Monitors light the way to answers for your troubleshooting, design and educational needs. The Logical Analysis Test Kit comes in two versions: our \$250.00* High-Speed Kit, LTC-2, which captures pulses as narrow as 6 nsec, rep rates to 60 MHz; and our \$220.00* Standard Kit, LTC-1, which goes to 50 nsec, 10 MHz. Both include complete manuals, accessories and a compact, custom-molded case. Either way, you've got a strong case for simplified digital testing.

Smarter tools for testing and design.

Our 23-oz. Logical Analysis Test Kits include Logic Probe, Digital Pulser, Logic Monitor, complete manuals and accessories, plus case.



GLOBAL SPECIALTIES CORPORATION

70 Fulton Terr., New Haven, CT 06509 (203) 624-3103, TWX 710-465-1227
OTHER OFFICES: San Francisco (415) 421-8872, TWX 910-372-7992
Europe: Phone Saffron-Walden 0799-21682, TLX 817477
Canada: Len Finkler Ltd., Downsview, Ontario

Call toll-free for details **1-800-243-6077**

*Suggested U.S. resale. Available at selected local distributors. Prices, specifications subject to change without notice.

© Copyright 1980 Global Specialties Corporation.

CIRCLE 36 ON FREE INFORMATION CARD



TRONICS 2000 HEADQUARTERS are announced by this sign that sits outside their offices in Bloomington, IN.

RICHARD W. LAY*

*Franchising the consumer electronic industry
What it can do for electronic service in the 1980's*

A NEW COMPANY — TRONICS 2000 — OPENED its first franchised electronics repair center in Bloomington, IN about 12 months ago.

Today, operating in four areas—central Florida, Louisville, KY, Cincinnati, OH, and the northern environs of Chicago—the company expects within the next 12 months to expand operations to an electronics servicing network comprised of about 400 service-shops.

And, according to President David J. Hagelin, that's just the beginning. It's all part of Hagelin's franchising plan for the \$3.5 billion a year independent consumer-electronics service industry. If successful, Hagelin says, the effort will result in thousands of existing shops carrying the Tronics 2000 name by 1985.

In the process, he says, the program would:

—Help an industry populated with many one- and two-man companies suffering from the same problems facing all small businesses, and ill-equipped to handle the repair end of the revolution in microelectronics.

—Give consumers a trustworthy name they can rely on—similar to the *Century-21* concept in real estate—and foster consumer education in a field that few consumers know anything about.

—Make it easier for electronics manufacturers to educate both the service industry and the public about their

latest electronic products.

"We're just seeing the tip of the iceberg as far as the impact of electronics on the consumer is concerned. It's fine and dandy for the manufacturers to build all of the electronics products, but somewhere along the line someone's going to have to fix them. There really is a serious consumer backlash building if the industry does not address its service problems immediately," according to Hagelin.

Does it really work?

Do any of those functions performed by the franchisor really work. Let's take a look at just one—identity — through an analogy.

Whether or not you like hamburgers, it is about a 99-to-1 shot your kids do. While that is not surprising, the fact remains that when they get into a car to go out to eat it always seems to be, "Let's go to *McDonalds*," not, "Let's go for hamburgers."

That illustrates a real identity problem. An identity *problem*, that is, if you happen to be looking for "Joe's Hamburger Shop." But, an identity *plus* for *McDonalds*'.

Using that analogy on the number of currently existing consumer-electronics serviceshops—around 35,000—you can draw a rather vivid picture of the present state of the service industry. Out of approximately 35,000 serviceshops you might be able to identify perhaps 300 throughout the United States that would be considered truly large in scope.

From surveys on the consumer-ser-

vice market, we know that well over half of the remaining 34,700—about 60%—are definitely in the "Joe's Hamburger" class, with the remaining shops floating somewhere in between those two extremes.

The small operator, probably doing between \$60,000 and \$150,000 a year in service-business volume, is plagued by: the technological complexity of the microprocessor age; an avalanche of products for the American home never before dreamed possible; and the unavailability of qualified, experienced technicians—they've been drained off by industry. In addition, he's saddled with a workload which dictates that instead of managing his shop, his head is stuck in the back end of a broken television set.

How Tronics 2000 operates

"The operating philosophy of Tronics 2000," Hagelin says, "is to construct consumer-service 'networks' within a given geographical area—a group of service centers that would be able to handle all of the complex electronics headed for the American home during the coming decade. Everything from video, to audio, to home security, to appliances and computer systems."

"The theory is that if one of our shops can't handle a specific type of product—say digital audio—another one of our shops within that area would. What that means to the consumer is that he is no longer saddled with searching for service—either calling, or carrying his broken unit around to three or four service shops only to be told to

*Director of Internal Operations, Tronics 2000 Corp., Bloomington, IN.



SHOP MANAGER LARRY SULLIVAN inside University Electronics.

"The major factor was the assistance. Everything from management, to promotional packages, to inventory control."

That's the way Larry Sullivan, the manager of the first Tronics-2000 franchise operation—University Electronics in Bloomington, IN—characterized the impact on his business since Tronics 2000 began working with his shop on a continuing basis.

"One important factor is name recognition. I actually had one of our new accounts call me up to ask if we would do his service simply because he had heard of the name. He didn't really know me from Santa Claus," Sullivan said. This new customer, incidentally, managed a large retail sales outlet and was dissatisfied with his current service arrangement.

"But the biggest factor to our success is the overall increase in efficiency of our shop and technicians. It's really picked up and I can see it in the profit and loss statement." One important contribution here was the new inventory-control system Sullivan placed into operation with the aid of Tronics-2000 consultation.

"There's no question in my mind that the Tronics 2000 has made me a better businessman," Sullivan said. "They showed me how to be aggressive and acquire new accounts. In the past few months we've gone into video servicing and already we are one of the largest service outlets for video-disc, large-screen video, and VCRs in southern Indiana."

As to the future, Sullivan says he sees problems—but problems stemming from growth. "We're gaining new business so fast I can foresee in the not too distant future where I will be outgrowing my 3,300 square foot shop. It is really a question now of how to cope with expansion."



THE FIRST FRANCHISEE—University Electronics in Bloomington.

"Really, it was inevitable. You can take a look at just about every other retail industry in this country and see that franchising really was in fact the salvaging influence for the independent business community."

Those thoughts were expressed by Robert P. Neal, owner of Able Electronics, Waukegan, IL, a veteran of 19 years in the electronic-service business and one of the largest servicers in northern Illinois outside of Chicago.

Neal's Able Electronics became a Tronics 2000 shop officially last Dec. 20. But in addition, Neal, along with several partners, purchased the Illinois territory of Lake, McHenry, and Boone counties and will act as the territorial developer for that area.

"The consumer-electronics service industry has been the whipping boy of consumer electronics since it began," Neal says. "The business we're in has a negative image from the start. When you deal with the public it's because someone has a problem. When you deal with the manufacturer, it's because one of his products broke down and he's not happy. When you deal with the suppliers, you face parts problems and out-of-stocks. On top of that, you're left to fend for yourself in keeping your technicians up to date on high-technology microelectronics."



ROBERT P. NEAL, owner of Able Electronics.

"Finally, I feel that with Tronics 2000 and the national organization it portends, I've finally got a business partner who's on my side and who has a real stock in my success or failure."

"Without such an organization in place and working by 1985 at the latest, the American public would face the largest crisis in service ever to hit us."

"It's simply an idea whose time has come."

take it somewhere else. As far as the consumer is concerned, he makes one stop. If our service center can't handle it, he arranges to have that unit fixed through the Tronics-2000 outlet in his area that is equipped to handle the job professionally."

Tronics 2000 operates under a two-tiered franchising system. The corporation, based in Bloomington, IN, offers franchises to "territorial" franchisees who purchase a defined developmental territory for an initial fee of \$10,000. That territory is based on a minimum population of 600,000. The franchisee can further subdivide his territory into up to ten small franchises. Those small franchises would be available for \$5,000 each. That is one way for the franchisee to recoup his original investment, as he would retain 50% of the selling price.

Current programs

Programs that Tronics 2000 currently offers members, and which are expressly designed to impact most every aspect of a franchise business, are: volume-purchase programs for trucks, cars, and other shop vehicles; group-insurance benefits in health, life, liability, and retirement; volume-buying programs for electronic test equipment; computerized shop analysis, where members are assisted in identifying "weak" spots in purchasing, inventory, or technician productivity; and buying programs on forms, stationery, and signage. Contract-sales programs where

members are assisted in pricing and marketing service contracts will also be available at a later date.

A specific example of just one area is insurance. In that case a Tronics 2000 franchise was able to realize a savings of 27% a year on liability insurance while upgrading that same coverage. And, for eight employees, the same franchise saved 44% a year on health coverages. For that particular member, it means a dollar savings of \$470 per month—or \$5,640 a year. That saving amounts to more than the initial \$5,000 entry fee.

What about the public?

But what about the public: What is, or should be, the impact of a franchise on the public?

"Right or wrong," Hagelin says, "in the eyes of the consumer, bigness, high quality, and value often go hand in hand. That is the great advantage that the national-chain type of operation enjoys over the small, independent, and basically isolated operator. When it comes to consumer-electronics service, the public is even more confused than ever."

"Our business philosophy is simple. We want to insure not only the survival but the growth of the electronics-service industry, and we want to instill in the consumer, the idea that Tronics 2000 stands for quality service, convenience, and equitable pricing on a nationwide basis."

R-E

Accurate, Timely, Thorough . . .

RCA 1981 TELEVISION SERVICE DATA

Accurate because it is prepared by service-experienced RCA Technical Publications editors who work closely with the engineers who design RCA Consumer Electronics products. **Timely** because it is promptly mailed (postpaid) directly to subscribers when the product is introduced. **Thorough** because it offers all of the following features that are essential for proficient servicing:

- **Easy-to-Trace Schematics**
- **Circuit Board Composite Views**
- **Chassis and/or Instrument Layout Diagrams**
- **Instrument Disassembly/Reassembly Instructions**
- **Service Adjustment Procedures**
- **Replacement Parts Lists**

And More . . .

Your yearly subscription to RCA TELEVISION SERVICE DATA includes:

- **Complete Service Data** for all color and b/w TV models introduced during 1981
- **Service Bulletins** that keep you abreast of the latest circuit changes, recommended servicing procedures, and parts information
- **Ten-Year RCA Service Data Index** that references RCA Service Data by both model and chassis, and includes RCA Warranty Obligation Codes and a separate listing of RCA Service Bulletins

- Complete coverage of all color and b/w TV Models introduced in 1981
- TV Service Bulletins
- Ten-year RCA Service Data Index
- Saddlestitched format with drilled holes for easy insertion in optional three-ring binders



- WITH TWO DURABLE VINYL-COVERED, THREE-RING BINDERS **Only \$51.85***
- WITHOUT BINDERS **Only \$39.95***

***INCLUDES RCA'S NEW "PARTS INFORMATION SERVICE"...** Quarterly mailings from RCA Distributor & Special Products Division that give you replacement parts price schedules, Tuner - and Module-to-Chassis cross references, and other parts-related information that servicers and dealers have been asking for... making your 1981 RCA TELEVISION SERVICE DATA subscription an even bigger bargain.

RCA FIELD-SERVICE GUIDES

Key field-service information from regular RCA Color TV service data . . . in convenient, easy-to-use volumes that each cover two years of RCA Color TV models . . . complete chassis and tuner schematic diagrams and board views . . . chassis top and back views . . . field-service adjustments . . . parts lists . . . model index . . . trouble-shooting tips . . . each volume 17" X 11", Saddlestitched.

SPECIAL LIMITED-TIME, TWO-VOLUME OFFER . . . Save \$3.40! Order now and receive both VOLUME 6 and VOLUME 7 for only **\$12.50**.

VOLUME 6 (1975 - 1976)
RCA Color TV Chassis
CTC-51, 53, -58, -68, -70, -71, -72, -74, -76, -81 . . .
Only \$7.95

VOLUME 7 (1977-1978)
RCA Color TV Chassis
CTC-68, -70, -71, -72, -74, -76, -78, -81, -85, -86, -89, -90 . . . **Only \$7.95**



1981 RCA SERVICE DATA SUBSCRIPTION ORDER FORM

CHECK APPROPRIATE BOX/INDICATE QUANTITIES AND PRICE TOTALS/ENCLOSE CHECK

MAIL TO: RCA TECHNICAL PUBLICATIONS 1-450
600 N. SHERMAN DRIVE
INDIANAPOLIS, IN 46201



1981 SERVICE DATA SUBSCRIPTION	PRICE	QUANTITY	PRICE TOTAL
<input type="checkbox"/> TELEVISION, WITH TWO BINDERS	\$51.85 ea.	_____	\$ _____
<input type="checkbox"/> TELEVISION, WITHOUT BINDERS	\$39.95 ea.	_____	\$ _____
<input type="checkbox"/> ADDITIONAL TV DATA BINDERS	\$ 5.95 ea	_____	\$ _____
FIELD-SERVICE GUIDES			
<input type="checkbox"/> VOLUME 6	\$ 7.95 ea.	_____	\$ _____
<input type="checkbox"/> VOLUME 7	\$ 7.95 ea.	_____	\$ _____
<input type="checkbox"/> VOLUME 6 AND VOLUME 7	\$12.50	_____	\$ _____

(Please Print)

NAME _____ TOTAL (AMOUNT OF YOUR CHECK*) \$ _____

STREET ADDRESS _____

CITY _____ STATE _____ ZIP CODE _____

* MAKE CHECK PAYABLE TO "RCA CONSUMER ELECTRONICS"

8104 RE

hobby corner

Lower or raise the volume on your TV set, or anything else, by remote control. EARL "DOC" SAVAGE, K4SDS, HOBBY EDITOR

HERE IS A SIMPLE LITTLE TRICK YOU CAN use to change the volume of an amplifier by remote control. It may be a TV, radio, stereo, or whatever. It may be because of the telephone, the doorbell, or objectionable loud commercials. The point is that there are times when you would like to reduce the volume temporarily without making two trips to the set. There even may be times when you would like to increase the volume. Increasing the volume is just as simple as decreasing it.

There are a number of ways to attack the problem of changing the volume of an audio amplifier by remote control. Several are more practical than throwing your shoe across the room. We'll look at two points of attack and two methods, then you can pick the combination that best suits your equipment and your junk-box.

going through each resistor.

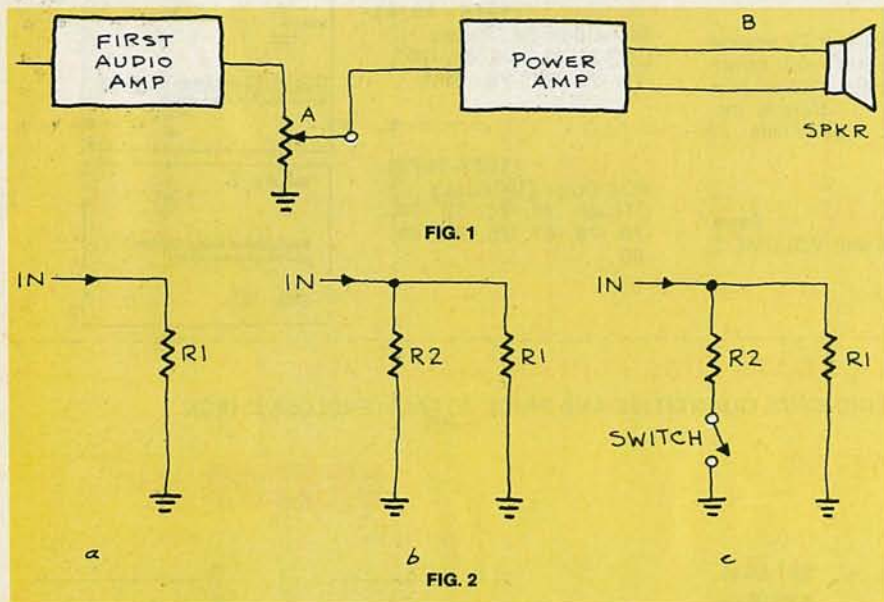
The amount of signal going through each resistor depends upon their values. For example, if R1 and R2 are equal, half of the signal will go through each one. In that case, adding R2 has cut the signal in R1 by one-half. Therefore, we can change the amount of signal going through R1 from full to half and back again anytime we wish by switching R2 in or out of the circuit (Fig. 2-c).

If that doesn't give you any ideas, take a look at Fig. 3. Resistor R1 is shown as the volume control in 3-a and as the speaker in 3-b. Turning the switch on in either case "sidetracks" part of the audio signal and that results in decreased audio output.

Let's pause and consider the value of the added resistor, R2. No specific values

amplifiers have values in the higher part. Speaker impedances are generally 3 or 4 ohms—though they may be higher, especially in transistor amps.

If you cannot find the actual value for the control or speaker in your amp, tack-solder or clip a resistor (R2) of one of the above values across the control or speaker and listen to the change. Replace it with a higher-value resistor if the change is too great and with a smaller-value one if the change is too small.



The block diagram in Fig. 1 shows two points in any amplifier where the audio signal is readily accessible. One is the volume control (A) and the other is the output to the speaker (B). For our purposes, we'll consider points A and B to be the same.

Now, look at Fig. 2 for a quick review of how parallel resistors affect a circuit. In 2-a, all of the input signal goes through R1. In 2-b, resistor R2 has been added and the signal will be split, with some of it

can be given because they depend upon the value of the particular R1 with which it is used and the amount of volume change desired. However, there are some general guidelines that can help you find a specific value.

A good beginning is to choose R2 so that it is the same value as R1. Typically volume controls are in the range of 5K to 25K ohms. Controls used in transistor amplifiers have values in the lower part of that range, while controls used in tube

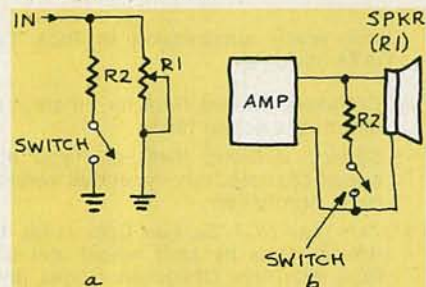


FIG. 3

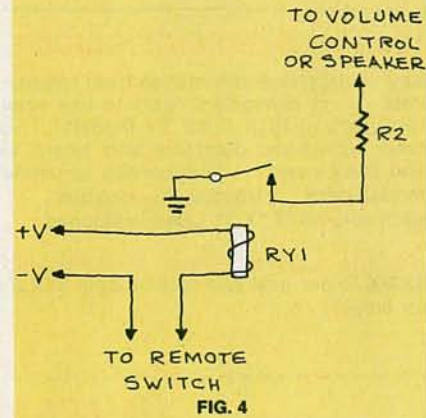


FIG. 4

So far so good—we have changed the volume. However a switch on the amplifier doesn't solve the original problem and it is often unsatisfactory to run long audio lines around a room. That means that we must find some way to operate the switch by remote control.

The obvious choices are to use a relay or a transistor for the switch. Either can be controlled remotely. Figure 4 shows how a relay would be placed in the circuit. I recommend a relay over a transistor in this case because it will be quite difficult to make a transistor work properly in some types of amplifiers. In either case, the operating voltage can be taken from the amplifier, making a separate power supply unnecessary.

If a relay is used, it should have a low-
continued on page 84

BEST SELLERS

from the Microcomputer Bookshelf

26-8 An Introduction to Microcomputers: Volume 0 — The Beginner's Book.

Adam Osborne. Start here if you know nothing about microcomputers. Painlessly introduces basic computer concepts and terminology to the absolute beginner. With the help of numerous illustrations, gives you a sound understanding of basic components and their operation. For any microcomputer you may have. **\$7.95**

46-2 Apple II User's Guide — NEW. Lon Poole/Martin McNiff/Steven Cook.

Complements your Apple II Owner's Manual. Properly indexed and under one cover, this comprehensive guide is the complete programming tool. Includes all special features of your Apple II computer. **\$15.00**




NEW!

44-6 CP/M® User's Guide — NEW. Thom Hogan.

Complete overview of CP/M. Describes all types of CP/M and their compatibility. Explains CP/M commands and utilities in detail. Covers programming and suggests how to optimize your system's performance. **\$12.99**

NEW!



34-9 An Introduction to Microcomputers: Volume 1 — Basic Concepts, second edition. Adam Osborne. #1 best-seller! Develops a detailed picture of microcomputing processes and applications. Presents fundamental logic framework, creation and contents of a microprocessor memory, central processing unit operation and more. Discusses the most current programming techniques. Comprehensive. Up-to-date. **\$12.99**

ASSEMBLY LANGUAGE

If you've never programmed in assembly language before, these books will teach you how. Each book explains assembly language microcomputer programming, describes the functions of assemblers and assembly instructions, discusses basic software development concepts, includes comprehensive coverage of the particular assembly language, and presents a large number of fully debugged, practical programming examples. Experienced programmers will find these books an invaluable reference.




38-1 Practical Basic Programs. Lon Poole/et al.

40 comprehensive and fully-documented programs designed to run on most microcomputers. Especially useful in small business applications. Easy-to-follow format requires no prior programming knowledge. **\$15.99**

28-4 Running Wild — The Next Industrial Revolution. Adam Osborne.

Calculators, digital watches, programmable microwave ovens — each day new products based on Space Race-derived technology enter our lives. What long term effects will these innovations have on our lifestyle, our jobs, our society? This entertaining and concise survey, written in anecdotal style, is readable by absolutely anyone. Complete with dramatic social and economic predictions for the coming 25 years. **\$3.95**



55-1 PET/CBM Personal Computer Guide, second edition. Adam Osborne/Carroll Donahue.

Step-by-step guide which takes you from the "on" switch to the assembly language subroutine of your Commodore system. It's a BASIC tutorial and covers the most recent CBM products. Essential for CBM owners or those considering a Commodore machine. **\$15.00**

10-1 8080A/8085 Assembly Language Programming. Lance A. Leventhal. **\$15.99**

12-8 6800 Assembly Language Programming. Lance A. Leventhal. **\$15.99**

21-7 Z80 Assembly Language Programming. Lance A. Leventhal. **\$16.99**

27-6 6502 Assembly Language Programming. Lance A. Leventhal. **\$16.99**

36-5 Z8000 Assembly Language Programming. Lance A. Leventhal. **\$19.99**

35-7 6809 Assembly Language Programming. Lance A. Leventhal. **\$16.99**

47-0 Business System Buyer's Guide — NEW.

Adam Osborne. Buying a computer for business? This book helps you first define your needs and develop your unique evaluation criteria, then helps you compare your needs step-by-step with all market offerings. The most useful Buyer's Guide on the market. **\$7.95**

NEW!



06-3 Some Common BASIC Programs.

Lon Poole/Mary Borchers. These well-designed programs solve a variety of finance, math, statistics and general interest problems. Complete documentation, easy-to-use for all level programmers. 76 fully debugged programs for only **\$14.99**

31-4 PET and the IEEE 488 Bus (GPIB). Eugene Fisher/C. W. Jensen.

Complete description of the 488 Bus, GPIB (General Purpose Interface Bus). Detailed information on the GPIB, its lines and signals, PET-IEEE interfacing methods, hardware, sample bus transactions and more. **\$15.99**

29-2 The 8086 Book.

Russell Rector/George Alexy. A handbook for all 8086 users. Includes basic 8086 programming instructions, a thorough analysis of the 8086 instruction set, and detailed hardware and interfacing guides. Reveals the full power of the 8086's multiprocessing capabilities. **\$16.99**

40-3 Some Common BASIC Programs — PET/CBM Edition. Lon Poole/Mary Borchers.

Check here for the Commodore version of this book. **\$14.99**

Yes! Please rush me the book titles I have checked above.



My check/money order for \$ _____ is enclosed.

Please bill my VISA/MasterCard # _____

Expiration date _____

Name _____

Address _____ Phone _____

City _____ State _____ Zip _____

Please add:
Tax (California residents add local tax)
Shipping fees:
75¢/item — 4th Class
\$1.25/item — UPS
\$2.50/item — Air Mail
\$4.00/item — Foreign Orders

Mail to:
OSBORNE/McGRAW-HILL

630 Bancroft Way, Dept. RE 1
Berkeley, CA 94710
Tel. (415) 548-2805
TWX: 910-336-7277

Mail free catalog.



hook-up wire

WIRE STRIPPERS

EXCLUSIVE WITH CARPENTER MFG. Single or twin SWING BLADE Rotary Wire Strippers. Designed expressly for a clean and quick end-strip on all types of solid and stranded wire construction. Available in four electric powered models. Catalog upon request.

FREE WIRE STRIPPING SERVICE

Send a 3-5 ft. sample of your cable or wire and strip specifications. Stripped wire will be returned to you with a complete report and recommendations.



CARPENTER
MFG. CO., INC.

Fairgrounds Drive, Manlius, N.Y. 13104
(315) 682-9176

CIRCLE 22 ON FREE INFORMATION CARD

THE LEADER DOES IT AGAIN!

Always first, PANAVISE proudly presents the two newest additions to their top quality product line.

Model 333 Rapid Assembly Circuit Board Holder

This circuit board holder features eight position rotating adjustment and six positive lock positions in the vertical plane. Cross bars are available up to 30 inches in length to hold circuit boards up to 28 inches in width. Extra arms can be added for dual or multiple board holding. Spring loaded, the 333 features tilt angle adjustment, height adjustment and quick board rotations for easy component insertion and soldering.

Suggested retail price is \$35.95.



Model 376 Self Centering Extra Wide Opening Head (BASE NOT INCLUDED)

Double action jaws provide fast opening and closing and support of heavy loads. Opens to a full 9 inches. Ribbed on one side and "V" grooved on the other, the 376's reversible jaw pads firmly hold cylindrical or odd shaped items. Fits all of the Series 300 Bases.

Suggested retail price is \$19.95.

For more information contact your local dealer or PANAVISE.

Prices are suggested retail and subject to change without notice.



PANAVISE

PANAVISE PRODUCTS INC.
2850 E 29th St. Long Beach, CA 90806
(213) 595-7621

CIRCLE 47 ON FREE INFORMATION CARD

HOBBY CORNER

continued from page 82

voltage coil. A latching-type relay would complicate matters a bit, but it would not have to be powered all the time that you want the volume low.

The pair of lines labeled "remote switch" in Fig. 4 can go through a long pair of wires across the room to a SPST or a momentary switch located by the telephone, your chair, or wherever.

There are a variety of means you can use to achieve a no-wires-control over the relay or transistor. A flashlight beam can operate a phototransistor or a cadmium-sulfide photoresistor. Surplus "sound switches" are available at very low prices. Of course, you can get quite fancy with radio control.

Up to this point, we have been discussing how to decrease the volume of an amplifier. You can just as easily decrease it to zero. In Fig. 5-a, the audio signal is cut off when the relay is energized.

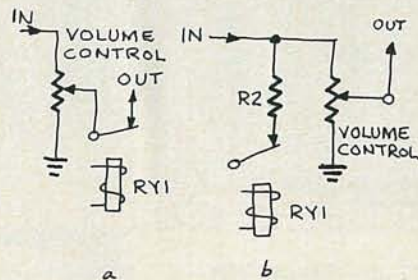



FIG. 5

Increasing the volume only takes some minor changes in the circuit of Fig. 4. The relay connection is shown in Fig. 5-b. In this case, the volume is set at normal with R2 in the circuit. Energizing the relay removes R2 from the circuit and the full signal goes to the volume control and out.

You will have noticed of course, that no component values have been given. One circuit will not work in all amplifiers because there are too many variables. Enough information has been provided however, so that you should be able to work one out with little if any difficulty.

Now, get busy and remote the volume on your TV. You will not only save yourself time and trouble but your rug will last much longer!

R-E



UNIVOLT'S DT-810 DIGITAL MULTIMETER

The unique space age digital multimeter with transistor gain (hFE) measurement capability should be the only multimeter you own.

Ora Electronics has offered in the past many fine Digital Multimeters (D.M.M.'S). We still sell the famous D.M.M.'S such as Beckman, Fluke, Hickok, and others. We have always followed the advance in technology used in D.M.M.'S, and we always wanted to supply our many good customers with the most Ideal Multimeter, at a price they can afford. In the past we had to sell good, but expensive Multimeters, expensive but "fair" Multimeters, and plain "cheap" Multimeters.

WE FOUND IT!

Several months ago, a famous Test Equipment Manufacturer, walked in to our headquarters with a Prototype of a Digital Multimeter. We were very impressed it had almost everything we wanted plus a bonus, the only question remaining was "how expensive is it?" When we heard the answer, a big smile appeared on our faces. After several improvements we are proud to offer it. After you read the features (and price) I am sure you are going to order one or more, of these fine D.M.M.'S that we call the "UniVolt".

LCD DISPLAY.

The unit has a 3.5 Digit liquid crystal display. The sharp digits are 14mm high and have a viewing angle of 140°.

HIGH ACCURACY.

The basic D.C. accuracy of the UniVolt is 0.5% of reading +1 digit, which makes it one of the more accurate instruments in its class. The input impedance is very high, 10 mega- Ohms (10,000,000) Ohms, which helps in measurements of low voltage and high frequency signals.

MEASUREMENT RANGES.


The UniVolt has D.C. voltage range of 100uv to 1000V in five steps, A.C. voltage range of 100mV to 1000V, current measurement range of 100mA to 10A (DC) and resistance range of 1 to 2,000,000 Ohms.

CONTINUITY & DIODE TEST.

A fast and accurate continuity test mode utilizes a built-in buzzer to indicate continuity. The same mode is used to check diodes and their approximate forward voltage.

EASE OF OPERATION.

The UniVolt is small, it measures 6½" x 3¾" x 1¼". It's light weight, only 9.87 oz. including battery! It utilizes push buttons, for easy one-hand operation and the front panel has a unique color coding for reduced errors.



OVERLOAD PROTECTION

The unit has an extensive overload protection on all ranges. On D.C. current ranges it uses a .5A GMA type fuse. A spare fuse is supplied with the unit at no extra cost.

MAINTENANCE FREE

The heart of the UniVolt Multimeter is a 40 pin L.S.I. chip; the Intersil ICL710G. This space ages chip has proven to be one of the most sophisticated and reliable micro-electronic circuit in use, it is supported by minimum amount of external parts, which are over specified to insure failure safe instrument. Of course, Ora Electronics stands by this instrument and guarantees it for one year (See specific warranty information).

ORA ELECTRONICS

A division of Alliance Research Corp.

OUR SERVICE MAKES THE DIFFERENCE

18215 PARTHENIA ST. NORTHRIDGE, CA 91325
(213) 701-5848 Telex 181011

© 1980 ORA ELECTRONICS

OTHER FEATURES

It uses one 9 volt carbon battery (included), which last approximately 200 hours of continuous use. Its sampling time is 0.4 seconds, operating temperatures of 30°F to 104°F, and operating humidity of less than 80% R.H.

BONUS!!

We left the best to the end. The UniVolt DT-810 has something unique. It has a **transistor gain (hFE) measurement mode!** This unique feature enables you to measure hFE values of 0-1000 of either P.N.P. or N.P.N. transistors.

SPECIAL PRICE

We had originally decided to sell the unit for \$119.95, but in order to promote the new advancement in D.M.M. design, represented by the UniVolt, for a limited time only you can buy this incredible unit for only \$99.95 including: standard red & black test leads, a fresh 9v carbon battery, a spare 0.5A GMA type fuse and an instruction manual.



FREE CASE

We have worked long on the UniVolt project and we hate to see scratches or bad looking units. So we decided to go all the way, when you buy the UniVolt DT-810 Multimeter (and for a limited time only!) we will give you absolutely free a hard vinyl leatherette, carrying case, with felt padding and a compartment for your test leads. The regular selling price for this case mode CC-01 is \$8.00.

ACCESSORIES AVAILABLE.

The only two accessories available are: UP-11, hFE probe with special plug and 3 color codes alligator clip, and the UP-12 I.C. clip adaptor, which will help you hook your multimeter to any I.C. pins. (You can buy both probes for only \$6.00, but only when you purchase the UniVolt DT-810 now.)

ORDER NOW!

It's very easy to order your UniVolt DT-810 multimeter. Send \$99.95 (California residents add 6% sales tax) plus \$2.50 delivery charge to the address below, if you want the optional accessories, please add \$6.00 (California residents add 6% sales tax). A cashier check or money order will help speed your order. Credit card holders (master card or visa) can call our toll free number (800) 423-5336, in California it's (800) 382-3663. C.O.D. orders will be accepted, but you must pay by cash or money order and a C.O.D. charge of \$1.40 will be added. If you decided to buy another brand of Multimeter, please call us too, we carry many other types of multimeters and test equipment at low prices.



NOW YOU CAN BUILD YOURSELF AN ORCHESTRA

The most advanced — most versatile organ you ever dreamed of is now within most everyone's reach . . . because you build it yourself the exclusive WERSI way.

Expand your instrument according to your taste and budget. With WERSI's 'Building Block' system, you'll never need to trade organs again!

Superior WERSI quality also available in pianos, synthesizers, amps, rhythm units, etc. . . . kit or factory assembled.

Send \$6 for the exciting Sight and Sound package everyone raves about. You'll receive the famous "WERSITIME 2" 12" LP with accompanying libretto as well as a full color, 104 page manual, widely acclaimed as the encyclopedia of organ builders, introducing you to the Wonderful World of

WERSI world leader in quality do-it-yourself instruments

WERSI ELECTRONICS, INC. Dept. M4
P. O. Box 5318, 1720 Hempstead Road
Lancaster, PA 17601

Please send above demo pack @ \$6.00.

Name _____

Address _____

City _____ State _____ Zip _____

Waiting for a lead synthesizer that has it all?



Your wait
is over!

PROTEUS I™ PROGRAMMABLE PRESET LEAD SYNTHESIZER

You've always had a lot of options.

You could have the convenience and easy operation of a normalized synthesizer if you were willing to give up the versatility of modular equipment.

Or the unlimited spectrum of tone colors and timbres of modules if you didn't mind the cumbersome patch cords and time required to set up or change a patch.

You could have programmable presets if you could raise the bucks, or low-cost equipment if you could stand the snap-crackle-pop.

You could even have such technically innovative features as computer control of voice and sequence if you had the technical savvy to design it all and make it work.

Now you have another option. YOU CAN HAVE IT ALL. Wide range, precise, low-noise, presets, meaningful patch bay and an easy-to-use computer interface.

All at a price that's nothing but unbelievable.

Want to know more? Proteus I's Using/Assembly manual which includes a demo tape will answer all of your questions. The price, \$10.00 is refundable upon purchase of either the kit or assembled model.

PART OF THE NEW GENERATION FROM

PAIA Electronics, Inc.

1020 W. Wilshire, Oklahoma City, OK 73116 • (405)843-9626
CHARGE ORDER? Call our 24 hour Demo/Order line
405-843-7396

- I'm convinced, send Proteus I, \$699.00 enclosed. (shipped Freight Collect)
- Send the easy-to-assemble Proteus I Kit, \$499.00 enclosed. (Freight Collect)
- Tell me more, Rush the Assembly/Using manual & demo tape for Proteus I. (\$10.00 enclosed, refundable)
- Send free catalog

Name: _____

Address: _____

City: _____ State: _____ Zip: _____

Visa _____ MC _____ Card No.: _____

PAIA Electronics, Dept. 4R, 1020 W. Wilshire, Okla. City, OK 73116

CIRCLE 5 ON FREE INFORMATION CARD

new products

More information on new products is available. Use the Free Information Card inside the back cover.

20 MHz DUAL TRACE SCOPE, model V-202, offers a 5.5-in. square CRT with an internal graticule. It features vertical sensitivity of 1 mV/div to 7 MHz (using $\times 5$ amplifier) and 5 mV/div over the full bandwidth. Dynamic range for the vertical




CIRCLE 151 ON FREE INFORMATION CARD

amplifier is eight divisions or more. The display modes are Ch 1, Ch 2, Dual, Add, and Diff.

Other features include Z-axis modulation, continuously variable scale illumination, trace rotation, front-panel X-Y operation, and built-in TV sync separator. The weight is 19 lbs., and the measurements are 11 \times 7.6 \times 16 in. Price \$850.00 with two $\times 1/\times 10$ probes included.—Hitachi Denshi America Ltd., 175 Crossways Park West, Woodbury, NY 11797.

OSCILLOSCOPE/COMPONENT TESTER, model HM307, is a compact, lightweight single-trace oscilloscope designed for both field service and laboratory applications. It has a built-in component tester that tests common semiconductors and passive components in circuit. (Transistors, diodes, resistors, capacitors, and most other components can be checked.) The model HM307 changes from an oscilloscope to a component tester with the press of a single button while the oscilloscope settings are left undisturbed.

The component tester applies ± 8.6 volts RMS maximum to the device with current limiting to 28 mA; the resulting V/I display instantly reveals most bad semiconductors. No drift compensation is needed, and the model HM307 will trigger on signals as small as 3mm up to 30 MHz. Vertical sensitivity ranges from 5 mV to 20 V/cm in 12



CIRCLE 152 ON FREE INFORMATION CARD

calibrated steps. The time base is from 2 seconds to 0.2 μ sec/cm with auto and external triggering that ranges from 2 Hz to 30 MHz.

All critical DC voltages are regulated. The input AC transformer can be connected to operate from 110 to 237 volts AC, 50 to 60 Hz. The built-in 1 kHz, 0.2-volt ($\pm 1\%$) squarewave generator is used for checking probe compensation. The model HM307 comes housed in an all-metal low-profile case—4.5 \times 8.3 \times 10.4 in.—designed for rugged field-service use. There is a handy carry handle and retractable tilt-up stand that pulls down from under the unit. Accessories include $\times 1$ probes, $\times 10$ probes, $\times 100$ probes, demodulator probes, test cables, viewing hood, carrying case, and scope chart. Price \$405.00.—Hameg, Inc., 191 Main Street, Port Washington, NY 11050.

MULTITESTER, model M20, features a fuse-protected ohms circuit, three-color coded scale plate and front panel, diode-protected meter



CIRCLE 153 ON FREE INFORMATION CARD

movement, compact ABS plastic case, easy-to-read bold numerals on the scale plate, and a one-year warranty. The 12-range multitester handles most electrical/electronic measuring jobs and weighs 6 ounces.

The model M20 can check power supplies and logic circuits, measure line and control voltages, and test diodes, transistors and resistors. Test leads, battery, and instruction booklet are included. Price \$13.95.—Universal Enterprises, Inc., 14270 W. Science Park Drive, Portland, OR 97229.

PLUG-IN AC POWER CONDITIONER, model 300, is designed to protect sensitive electronic devices that use microprocessor and semiconductor circuitry from transients, and continuous or intermittent power-line noise. It is for use with

continued on page 88

HITACHI OSCILLOSCOPES

Single and dual trace, 15 and 30 MHz. All four high sensitivity Hitachi oscilloscopes are built to demanding Hitachi quality standards and are backed by a 2-year warranty. They're able to measure signals as low as 1mV/division (with X5 vertical magnifier). It's a specification you won't find on any other 15 or 30 MHz scopes. Plus: Z-axis modulation, trace rotation, front panel X-Y operation for all four scope models, and X10 sweep magnification. And, both 30 MHz oscilloscopes offer internal signal delay lines. For ease of operation, functionally-related controls are grouped into three blocks on the color coded front panel. Now here's the clincher: For what you'd expect to pay more, you actually pay less. Suggeste list price of our top line V-302B dual trace 30 MHz is only \$995.00. The other models comparably less. Check our scopes before you decide.

Hitachi...The measure of quality.

- V-302B 30 MHz Dual Trace \$995.00
- V-301 30 MHz Single Trace \$745.00
- V-152B 15 MHz Dual Trace \$735.00
- V-151B 15 MHz Single Trace \$570.00



HITACHI
Hitachi Denshi America, Ltd.

For more information, contact
Hitachi Denshi America, Ltd.,
175 Crossways Park West, Woodbury, N.Y. 11797
(516) 921-7200.



More sensitive to your input.

CIRCLE 31 ON FREE INFORMATION CARD

UNICORN-1 ROBOT
continued from page 69

tied into the FM receiver. Now, if the carrier from the transmitter were lost, the robot would immediately stop functioning—a nice safety feature for long-range work.

This board also requires a good five-volt power supply. Connect it directly to the board—the fingers at the edge are intended for mounting purposes (there aren't enough of them on a single-sided board for all the inputs and outputs).

The connections are called out in Fig. 82. Use ribbon cable to connect the

decoder and latch boards and to connect the latch board to jacks J1 and J2 on the relay-driver board.


With these three boards installed, the conversion to radio control is complete. In the next installment we'll discuss what would be involved in interfacing the robot to a computer. **R-E**

SHARE THE COST OF LIVING.
GIVE TO THE AMERICAN CANCER SOCIETY.

This space contributed as a public service.

NEW PRODUCTS
continued from page 86

computers, terminals, modems, and printers, as well as office, laboratory, and communications equipment. It incorporates a wall-socket type fixture, so that all equipment can be plugged in easily and any 117-volt AC wall outlet is thus converted into a "dedicated" line.

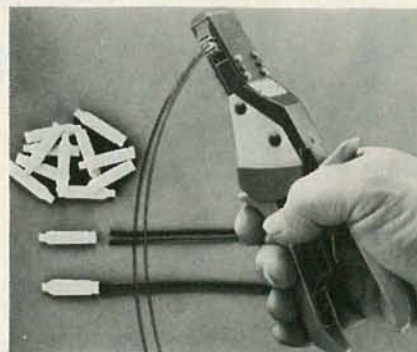


CIRCLE 154 ON FREE INFORMATION CARD

The model 300 clamps high-energy transients and filters RFI (Radio Frequency Interference) from the AC line. Should a severe transient take place, the device will "fail safe," protecting the equipment without interruption of service or loss of data. The status of the protection is continuously monitored by a LED.

Both low and high-impedance loads are protected from common- and transverse-mode transients. The model 300 holds down voltage spikes to safe levels, absorbing up to 80 joules of transient energy. It is easily portable, weighing only one pound. Price \$135.00—MCG, 160 Brook Avenue, Deer Park, NY 11719.


"D" CONNECTOR TOOL, model CP-200, is designed to crimp "B"-type insulated wire connectors onto the ends of unstripped wires. Metal "teeth" within the connector penetrate the wire insulation and engage the conductor when the connector is crimped. A built-in ratchet assures that a complete pressing cycle is made before the handles are released. A factory-set mechanical stop prevents over-pressing, thus assuring a high-quality conductive joint.



CIRCLE 155 ON FREE INFORMATION CARD

"B" connectors are available both plain and "jelly"-filled. The latter features "silicone-type grease packing" which wards off contamination of the connection and inhibits oxidation. Both types of connectors are available in packages of 250, 500, and 1000 pieces. Prices: CP-200—\$55.00; 250 "B" Connectors—\$12.00 for the plain, \$17.33 for the jelly-filled.—OK Machine and Tool Corporation, 3455 Conner Street, Bronx, NY 10475. **R-E**

ADVANCE IS PROUD TO INTRODUCE the KEITHLEY Line of High Quality Digital Multimeters Featuring The New 130 Hand-Held DMM



Rugged DMMs from Keithley — all feature large, bright LCD display, easy-to-use rotary switches, externally accessible battery and fuse, 10A current range, diode test capability, low battery indicator, cushioned components.

Model 131. Similar to Model 130, with increased accuracy..... **\$134**

Model 130. Our most popular model, the price/performance champ... **\$115**

Model 135. First 4½-digit DMM with hand-held convenience... **\$219**

MODEL	ACCURACY					SENSITIVITY				
	DCV	DCA	ACV	ACA	Ω	DCV	DCA	ACV	ACA	Ω
130	0.5%	1%	1%	2%	0.5%	100μV	1μA	100μV	1μA	100mΩ
131	0.25%	0.75%	1%	2%	0.2%	100μV	1μA	100μV	1μA	100mΩ
135	0.05%	0.5%	1%	1.5%	0.2%	100μV	10μA	100μV	1μA	100mΩ

Case \$10.00 Shipping \$3.00

THE TEST EQUIPMENT SPECIALISTS
TOLL FREE HOT LINE
800-223-0474
54 WEST 45th STREET, NEW YORK, N.Y. 10036 212-687-2224

ADVANCE ELECTRONICS

Start learning and computing for only **\$129.95** with a **Netronics 8085-based computer kit**. Then expand it in low-cost steps to a business/development system with 64k or more RAM, 8" floppy disk drives, hard disks and multi-terminal I/O.

THE NEW EXPLORER/85 SYSTEM

Special! Full 8" floppy, 64k system for less than the price of a mini! Only **\$1499.95!**

(Also available wired & tested. \$1799.95)


Imagine — for only \$129.95 you can own the starting level of Explorer/85, a computer that's expandable into full business/development capabilities — a computer that can be your beginner system, an OEM controller, or an IBM-formatted 8" disk small business system. From the first day you own Explorer/85, you begin computing on a significant level, and applying principles discussed in leading computer magazines. Explorer/85 features the advanced Intel 8085 cpu, which is 100% compatible with the older 8080A. It offers on-board S-100 bus expansion, Microsoft BASIC in ROM, plus instant conversion to mass storage disk memory with standard IBM-formatted 8" disks. All for only \$129.95, plus the cost of power supply, keyboard/terminal and RF modulator if you don't have them (see our remarkable prices below for these and other accessories). With a Hex Keypad/display front panel, Level "A" can be programmed with no need for a terminal, ideal for a controller, OEM, or a real low-cost start.



Level "A" is a complete operating system, perfect for beginners, hobbyists, industrial controller use. \$129.95



Full 8" disk system for less than the price of a mini (shown with Netronics Explorer/85 computer and new terminal). System features floppy drive from Control Data Corp., world's largest maker of memory storage systems (not a hobby brand!)



Level "A" With Hex Keypad/Display.

LEVEL "A" SPECIFICATIONS

Explorer/85's Level "A" system features the advanced Intel 8085 cpu, an 8355 ROM with 2k deluxe monitor/operating system, and an advanced 8155 RAM I/O... all on a single motherboard with room for RAM/ROM/PROM/EPROM and S-100 expansion, plus generous prototyping space.

PC Board: Glass epoxy, plated through holes with solder mask. • I/O: Provisions for 25-pin (DB25) connector for terminal serial I/O, which can also support a paper tape reader... cassette tape recorder input and output... cassette tape control output... LED output indicator on SOD (serial output) line... printer interface (less drivers)... total of four 8-bit plus one 6-bit I/O ports. • Crystal Frequency: 6.144 MHz. • Control Switches: Reset and user (RST 7.5) interrupt... additional provisions for RST 5.5, 6.5 and TRAP interrupts on-board. • Counter/Timer: Programmable, 14-bit binary. • System RAM: 256 bytes located at F800, ideal for smaller systems and for use as an isolated stack area in expanded systems... RAM expandable to 64k via S-100 bus or 4k on motherboard.

System Monitor (Terminal Version): 2k bytes of deluxe system monitor ROM located at F900, leaving 6000 free for user RAM/ROM. Features include tape load with labeling... examine/change contents of memory... insert data... warm start... examine and change all registers... single step with register display at each break point, a debugging/training feature... go to execution address... move blocks of memory from one location to another... fill blocks of memory with a constant... display blocks of memory... automatic baud rate selection to 9600 baud... variable display line length control (1-255 characters/line)... channelized I/O monitor routine with 8-bit parallel output for high-speed printer... serial console in and console out channel so that monitor can communicate with I/O ports.

System Monitor (Hex Keypad/Display Version): Tape load with labeling... tape dump with labeling... examine/change contents of memory... insert data... warm start... examine and change all registers...

single step with register display at each break point... go to execution address. Level "A" in this version makes a perfect controller for industrial applications, and is programmed using the Netronics Hex Keypad/Display. It is low cost, perfect for beginners.

HEX KEYPAD/DISPLAY SPECIFICATIONS

Calculator type keypad with 24 system-defined and 16 user-defined keys. Six digit calculator-type display, that displays full address plus data as well as register and status information.

LEVEL "B" SPECIFICATIONS

Level "B" provides the S-100 signals plus buffers/drivers to support up to six S-100 bus boards, and includes: address decoding for on-board 4k RAM expansion selectable in 4k blocks... address decoding for on-board 8k EPROM expansion selectable in 8k blocks... address and data bus drivers for on-board expansion... wait state generator (jumper selectable), to allow the use of slower memories... two separate 5 volt regulators.

LEVEL "C" SPECIFICATIONS

Level "C" expands Explorer/85's motherboard with a card cage, allowing you to plug up to six S-100 cards directly into the motherboard. Both cage and card are neatly contained inside Explorer's deluxe steel cabinet. Level "C" includes a sheet metal superstructure, a 5-card, gold plated S-100 extension PC board that plugs into the motherboard. Just add required number of S-100 connectors.



Explorer/85 With Level "C" Card Cage.

LEVEL "D" SPECIFICATIONS

Level "D" provides 4k of RAM, power supply regulation, filtering decoupling components and sockets to expand your Explorer/85 memory to 4k (plus the origi-

nal 256 bytes located in the 8155A). The static RAM can be located anywhere from 0000 to EFFF in 4k blocks.

LEVEL "E" SPECIFICATIONS

Level "E" adds sockets for 8k of EPROM to use the popular Intel 2716 or the TI 2516. It includes all sockets, power supply regulator, heat sink, filtering and decoupling components. Sockets may also be used for 2k x 8 RAM IC's (allowing for up to 12k of on-board RAM).

DISK DRIVE SPECIFICATIONS

- 8" CONTROL DATA CORP. professional drive.
- LSI controller.
- Write protect.
- Single or double density.
- Data capacity: 401,016 bytes (SD), 802,032 bytes (DD), unformatted.
- Access time: 25ms (one track).

DISK CONTROLLER/I/O BOARD SPECIFICATIONS

- Controls up to four 8" drives.
- 1771A LSI (SD) floppy disk controller.
- Onboard data separator (IBM compatible).
- 2 Serial I/O ports.
- Autoboot to disk system when system reset.
- 2716 PROM socket included for use in custom applications.
- Onboard crystal controlled.
- Onboard I/O baud rate generators to 9600 baud.
- Double-sided PC board (glass epoxy.)

DISK DRIVE CABINET/POWER SUPPLY

- Deluxe steel cabinet with individual power supply for maximum reliability and stability.

ORDER A COORDINATED EXPLORER/85 APPLICATIONS PAK!

Beginner's Pak (Save \$26.00!) — Buy Level "A" (Terminal Version) with Monitor Source Listing and AP-1 5-amp Power Supply (regular price \$199.95), now at SPECIAL PRICE: **\$169.95** plus post. & insur.

Experimenter's Pak II (Save \$3.40!) — Buy Level "A" (Hex Keypad/Display Version) with Hex Keypad/Display, Intel 8085 User Manual, Level "A" Hex Monitor Source Listing, and AP-1 5-amp Power Supply (regular price \$279.35), all at SPECIAL PRICE: **\$219.95** plus post. & insur.

Special Microsoft BASIC Pak (Save \$103.00!) — Includes Level "A" (Terminal Version), Level "B", Level "D" (4k RAM), Level "E", 8k Microsoft in ROM, Intel 8085 User Manual, Level "A" Monitor Source Listing, and AP-1 5-amp Power Supply (regular price \$439.70), now yours at SPECIAL PRICE: **\$329.95** plus post. & insur.

ADD A TERMINAL WITH CABINET, GET A FREE RF MODULATOR: Save over \$114 at this SPECIAL PRICE: **\$499.95** plus post. & insur.

Special 8" Disk Edition Explorer/85 (Save over \$104!) — Includes disk-version Level "A", Level "B", two S-100 connectors and brackets, disk controller, 64k RAM, AP-1 5-amp power supply, Explorer/85 deluxe steel cabinet, cabinet fan, 8" SD/DD disk drive from famous CONTROL DATA CORP. (not a hobby brand!), drive cabinet with power supply, and drive cable set-up for two drives. This package includes everything but terminal and printers (see coupon for them). Regular price \$1630.30, all yours in kit at SPECIAL PRICE: **\$1499.95** plus post. & insur. Wired and tested, only **\$1799.95**.

Special! Complete Business Software Pak (Save \$625.00!) — Includes CP/M 2.0, Microsoft BASIC, General Ledger, Accounts Receivable, Accounts Payable, Payroll Package (regular price \$1325), yours now at SPECIAL PRICE: **\$699.95**.

Please send the items checked below:

- Explorer/85 Level "A" kit (Terminal Version)... \$129.95 plus \$3 post. & insur.
- Explorer/85 Level "A" kit (Hex Keypad/Display Version)... \$129.95 plus \$3 post. & insur.
- 8k Microsoft BASIC on cassette tape... \$64.95 postpaid.
- 8k Microsoft BASIC in ROM kit (requires Levels "B", "D" and "E")... \$99.95 plus \$2 post. & insur.
- Level "B" (S-100) kit... \$49.95 plus \$2 post. & insur.
- Level "C" (S-100 6-card expander) kit... \$39.95 plus \$2 post. & insur.
- Level "D" (4k RAM) kit... \$69.95 plus \$2 post. & insur.
- Level "E" (EPROM/ROM) kit... \$5.95 plus 50¢ p&h.
- Deluxe Steel Cabinet for Explorer/85... \$499.95 plus \$3 post. & insur.
- Fan For Cabinet... \$15.00 plus \$1.50 post. & insur.
- ASCII Keyboard/Computer Terminal kit: features a full 128 character set, u&l case; full cursor control; 75 ohm video output; convertible to baudot output; selectable baud rate, RS232-C or 20 ma. I/O, 32 or 64 character by 16 line formats, and can be used with either a CRT monitor or a TV set (if you have an RF modulator)... \$149.95 plus \$3.00 post. & insur.
- Deluxe Steel Cabinet for ASCII keyboard/terminal... \$19.95 plus \$2.50 post. & insur.
- New! Terminal/Monitor: (See photo) Same features as above, except 12" monitor with keyboard and terminal is in deluxe single cabinet; kit... \$399.95 plus \$7 post. & insur.
- Hazeltine terminals: Our prices too low to quote... CALL US.
- Lear-Sigler terminals/printers: Our prices too low to quote... CALL US.
- Hex Keypad/Display kit... \$69.95 plus \$2 post. & insur.

- AP-1 Power Supply Kit ±8V @ 5 amps) in deluxe steel cabinet... \$39.95 plus \$2 post. & insur.
- Gold Plated S-100 Bus Connectors... \$4.85 each, postpaid.
- RF Modulator kit (allows you to use your TV set as a monitor)... \$8.95 postpaid.
- 16k RAM kit (S-100 board expands to 64k)... \$199.95 plus \$2 post. & insur.
- 32k RAM kit... \$299.95 plus \$2 post. & insur.
- 48k RAM kit... \$399.95 plus \$2 post. & insur.
- 64k RAM kit... \$499.95 plus \$2 post. & insur.
- 16k RAM Expansion kit (to expand any of the above in 16k blocks up to 64k)... \$99.95 plus \$2 post. & insur. each.
- Intel 8085 cpu Users' Manual... \$7.50 postpaid.
- 12" Video Monitor (10MHz bandwidth)... \$139.95 plus \$5 post. & insur.
- Beginner's Pak (see above) \$169.95 plus \$4 post. & insur.
- Experimenter's Pak (see above)... \$219.95 plus \$6 post. & insur.
- Special Microsoft BASIC Pak Without Terminal (see above)... \$329.95 plus \$7 post. & insur.
- Same as above, plus ASCII Keyboard Terminal With Cabinet, Get Free RF Modulator (see above)... \$499.95 plus \$10 post. & insur.
- Special 8" Disk Edition Explorer/85 (see above)... \$1499.95 plus \$26 post. & insur.
- Wired & Tested... \$1799.95 plus \$26 post. & insur.
- Extra 8" CDC Floppy Drives... \$499.95 plus \$12 post. & insur.
- Cabinet & Power Supply For Drive... \$69.95 plus \$3 post. & insur.
- Drive Cable Set-up For Two Drives... \$25 plus \$1.50 post. & insur.

- Disk Controller Board With I/O Ports... \$199.95 plus \$2 post. & insur.
- Special: Complete Business Software Pak (see above)... \$699.96 postpaid.
- SOLD SEPARATELY:
 - CP/M 1.4... \$100 postpaid.
 - CP/M 2.0... \$150 postpaid.
 - Microsoft BASIC... \$325 postpaid.
 - Intel 8085 cpu User Manual... \$7.50 postpaid.
 - Level "A" Monitor Source Listing... \$25 postpaid.

Continental U.S.A. Credit Card Buyers Outside Connecticut

CALL TOLL FREE: 800-243-7428

To Order From Connecticut Or For Technical Assistance, call (203) 354-9375

Total Enclosed (Conn res. add sales tax) \$ _____
 Paid By: _____
 Personal Check Cashier's Check/Money Order
 VISA Master Charge (Bank No. _____)
 Acct. No. _____ Exp. Date _____
 Signature _____
 Print Name _____
 Address _____
 City _____
 State _____ Zip _____

NETRONICS Research & Development Ltd.
 333 Litchfield Road, New Milford, CT 06776

communications corner

Those popular cordless telephones. Here's a look at what they're all about. **HERB FRIEDMAN, COMMUNICATIONS EDITOR**

MANUFACTURERS AND INDUSTRY GROUPS occasionally conduct surveys to determine the products consumers prefer. But one of the best survey methods is to simply observe which "free gift" consumers want most when their neighborhood bank runs a "free gift to new depositors" program.

One of the gifts that almost precipitated a riot in my area was something called a "cordless telephone." A bank near me offered that device as a gift and the line stretched three times around the block with people actually fearful that the supply of phones would run out. When I saw that my immediate reaction was: "That's going to be a hot item in the stores, too." It turned out to be a top seller all right, and probably will be for quite some time.

The cordless telephone is simply a *duplex* (simultaneous receive and transmit) radiotelephone in the shape of an ordinary telephone handset or miniature walkie-talkie that can be clipped on the belt. If you're working out back, in the shop, or helping a next-door neighbor, you don't have to worry about missing an important phone call. If someone calls, you can answer the call with the handset right where you are.

Some models also permit the user to dial out through a standard *Touch-Tone* key pad. It has a working range of about 300 feet.

The hardware necessary for a cordless telephone would have cost about \$1000 in the days of vacuum tubes and \$300-\$500 in the early days of solid-state. Today, a cordless phone costs from about \$100 to \$200, depending on its features. As you might have guessed, it involves rather sophisticated circuitry.

A cordless telephone is actually two devices: a base-station *transponder* and the wireless phone, called a *handset*. The transponder uses 117 volts AC and features a plug-in charger compartment that trickle-charges the handset's nickel-cadmium battery pack when the handset is not in use. The transponder also contains a 1.7-MHz carrier-current (carrier-current uses power-line wiring to propagate an RF signal) transmitter that is coupled to the AC power-line wiring through the power cord, a 49-MHz receiver with a small telescopic antenna, and the hardware to connect to the telephone line—including a protective module and an electronic pulse-dialer.

The handset contains a 1.7-MHz receiver with an internal rod antenna, a 49-MHz transmitter with a small telescopic (or optional "rubber ducky") antenna, a continuous 5.3-kHz pilot-tone oscillator, a function switch, and a *Touch-Tone* pad if the handset permits dialing out.

How it works.

The transponder, which is connected to your phone line through a modular plug or 4-terminal adaptor, is always on. When someone dials your phone, the 48-volt, 20-Hz, ringing signal activates the transponder's 1.7-MHz transmitter. A bell-tone oscillator modulates the transmitter. The signal is radiated through the powerline and it is received by the handset. (The handset must be on to receive a signal.) The detected tone is demodulated and used to release the audio squelch. That permits the bell tone to be heard over the handset's speaker.

To answer a call, the handset's selector is set to TALK. That simultaneously turns on the 49-MHz transmitter and a 5.3-kHz continuous pilot tone. The transponder receives the 49-MHz signal and the pilot tone through a tone decoder IC. That causes a relay to connect the transponder to the telephone line. The connection is maintained as long as the transponder receives the pilot tone.

We now have two-way simultaneous (duplex) communications. Everything said into the handset modulates the 49-MHz transmitter. The signal is received and demodulated by the transponder and fed into the phone line through a hybrid repeat coil. (Hybrid coils, or transformers, are used to prevent self-oscillation and we'll cover their theory in a future column.) The signal from the telephone line passes through the same hybrid coil and modulates the transponder's 1.7-MHz transmitter. The signal is received by the handset.

You hang up by setting the handset's selector switch to ON or OFF. That turns off the 49-MHz transmitter. Since the transponder no longer receives the pilot tone, the relay that connects the transponder to the telephone line opens, disconnecting the line.

To originate a call from the handset, the selector is set to TALK, turning on the transmitter and the pilot tone. That

continued on page 92



FIG. 1

A LIFETIME GUARANTEE AND 11 OTHER REASONS TO BUY AN "OPTOELECTRONICS" FREQUENCY COUNTER

1. SENSITIVITY: Superb amplifier circuitry with performance that can't be matched at twice the price. Average sensitivity of better than 15 mV from 10 Hz to 500 MHz on every model and better than 30 mV from 500 MHz to 1.1 GHz on the Series 8010A and 8013.

2. RESOLUTION: 0.1 Hz to 12 MHz, 1 Hz to 50 MHz, 10 Hz over 50 MHz.

3. ALL METAL CASES: Not only are the heavy gauge aluminum cases rugged and attractive, they provide the RF shielding and minimize RFI so necessary in many user environments.

4. EXTERNAL CLOCK INPUT/OUTPUT: Standard on the 8010/8013 series and optional on the 7010 series is a buffered 10 MHz clock time base input/output port on the rear panel. Numerous uses include phase comparison of counter time base with WWVB (U.S. National Bureau of Standards). Standardize calibration of all counters at a facility with a common 10 MHz external clock signal, calibrate scopes and other test equipment with the output from precision time base in counter, etc., etc.

5. ACCURACY: A choice of precision to ultra precision time base oscillators. Our ± 1 PPM TCXO (temperature compensated xtal oscillator) and ± 0.1 PPM TCXO are sealed units tested over 20-40°C. They contain voltage regulation circuitry for immunity to power variations in main instrument power supply, a 10 turn (50 PPM) calibration adjustment for easy, accurate setability and a heavily buffered output prevents circuit loads from affecting oscillator. Available in the 8010 and 8013 series is our new ultra precision micro power proportional oven oscillator. With $\pm .05$ PPM typical stability over 10-45°C, this new time base incorporates all of the advantages of our TCXO's and virtually none of the disadvantages of the traditional ovenized oscillator: Requires less than 4 minutes warm-up time, small physical size and has a peak current drain of less than 100 ma.

6. RAPID DISPLAY UPDATE: Internal housekeeping functions require only .2 seconds between any gate or sample time

period. At a 1 second gate time the counter will display a new count every 1.2 seconds, on a 10 second gate time a new count is displayed every 10.2 seconds. (10.2 seconds is the maximum time required between display updates for any resolution on any model listed).

7. PORTABILITY: All models are delivered with a 115 VAC adapter, a 12 VDC cord with plug and may be equipped with an optional ni-cad rechargeable battery pack installed within its case. The optional Ni-Cad pack may be recharged with 12 VDC or the AC adapter provided.

8. COMPACT SIZES: State-of-the-Art circuitry and external AC adapters allowed design of compact easy to use and transport instruments.

Series 8010/8013: 3" H x 7-1/2" W x 6-1/2" D

Series 7010: 1-3/4" H x 4-1/4" W x 5-1/4" D

9. MADE IN U.S.A.: All models are designed and manufactured at our modern 13,000 square foot facility at Ft. Lauderdale, Florida.

10. CERTIFIED CALIBRATION: All models meet FCC specs for frequency measurement and provided with each model is a certificate of NBS traceable calibration.

11. LIFE TIME GUARANTEE: Using the latest State-of-the-Art LSI circuitry, parts count is kept to a minimum and internal case temperature is only a few degrees above ambient resulting in long component life and reliable operation. (No custom IC's are used.) To demonstrate our confidence in these designs, all parts (excluding batteries) and service labor are 100% guaranteed for life to the original purchaser. (Transportation expense not covered).

12. PRICE: Whether you choose a series 7010 600 MHz counter or a series 8013 1.3 GHz instrument it will compete at twice its price for comparable quality and performance.

MODEL 8010A/8013 1.1 GHz/1.3 GHz



MODEL 7010A 600 MHz

MODEL	RANGE (From 10 Hz)	10 MHz TIME BASE			AVG. SENSITIVITY		GATE TIMES	RESOLUTION			EXT. CLOCK INPUT/OUTPUT	SENSITIVITY CONTROL	NI-CAD BATTERY PACK
		STABILITY	AGING	DESIGN	10 Hz to 500 MHz	500 MHz to 1.1 GHz		12 MHz	60 MHz	Max. Freq.			
7010A	600 MHz	± 1 PPM	<1 PPM/YR	TCXO*	15 mV	N/A	(3) .1, 1, 10 sec.	.1 Hz	1 Hz	10 Hz (600 MHz)	YES OPTIONAL	NO	YES OPTIONAL
8010A	1.1 GHz	± 1 PPM	<1 PPM/YR	TCXO*	15 mV	30 mV	(4) 01, 1, 1, 10 sec.	.1 Hz	1 Hz	10 Hz (1.1 GHz)	YES STANDARD	YES	YES OPTIONAL
8010.05A	1.1 GHz	± 0.1 PPM	<1 PPM/YR	OCXO**	15 mV	30 mV	(4) 01, 1, 1, 10 sec.	.1 Hz	1 Hz	10 Hz (1.1 GHz)	YES STANDARD	YES	YES OPTIONAL
8013.1	1.3 GHz	± 0.1 PPM	<1 PPM/YR	TCXO*	15 mV	30 mV	(4) 01, 1, 1, 10 sec.	.1 Hz	1 Hz	10 Hz (1.3 GHz)	YES STANDARD	YES	YES OPTIONAL
8013.05	1.3 GHz	± 0.1 PPM	<1 PPM/YR	OCXO**	15 mV	30 mV	(4) 01, 1, 1, 10 sec.	.1 Hz	1 Hz	10 Hz (1.3 GHz)	YES STANDARD	YES	YES OPTIONAL

TCXO = Temperature Compensated Xtal Oscillator

**OCXO = Proportional Oven Controlled Xtal Oscillator

SERIES 7010A		
7010A	600 MHz Counter - 1 PPM TCXO	\$199.95
7010.1A	600 MHz Counter - 0.1 PPM TCXO	\$249.95
OPTIONAL:		
7010H	Handle/Tilt Bail (not shown)	\$2.95
7010Ni-Cad-701	Ni-Cad Battery Pack & Charging Circuitry Installed Inside Unit	\$19.95
7010C-70	External Clock Input/Output	\$35.00
7010C-70	Carry Case - Padded Black Vinyl	\$9.95

SERIES 8010A/8013		
#8010A	1.1 GHz Counter - 1 PPM TCXO	\$399.00
#8010.1A	1.1 GHz Counter - 0.1 PPM TCXO	\$450.00
#8010.05A	1.3 GHz Counter - .05 PPM Oven	\$499.00
#8013.1	1.3 GHz Counter - 0.1 PPM TCXO	\$550.00
#8013.05	1.3 GHz Counter - .05 PPM Oven	\$599.00
OPTIONAL:		
#Ni-Cad-801	Ni-Cad Battery Pack & Charging Circuitry Installed Inside Unit	\$49.95
#CC-80	Carry Case - Padded Black Vinyl	\$ 9.95

ACCESSORIES		
#TA-100	Telescope antenna with right angle BNC	\$ 9.95
#P-100	Probe, 50 Ohm, 1X	\$13.95
#P-101	Probe, Lo-Pass	
#P-102	Probe, Hi-Z	\$16.95
#LFM-1110	General Purpose Low Frequency Multiplier X 10, X 100, X1000	\$16.95
	For High Resolution of Audio Freq.	\$119.95



Optoelectronics inc

5821 N.E. 14th Avenue, Fort Lauderdale, Florida 33334

1-800-327-5912

FROM FLORIDA (305) 771-2051/2

TERMS: Orders to U.S. and Canada, add 5% for shipping, handling and insurance to a maximum of \$10.00. All other orders add 15% shipping and handling fee. Florida orders add 4% state tax. Personal checks must clear before goods are shipped.

CIRCLE 58 ON FREE INFORMATION CARD

IS YOUR Radio- Electronics LIBRARY COMPLETE?

Back issues are available for months from 1978 to present @ \$3.00 each, postpaid. Please send your check or money order to:

RADIO-ELECTRONICS®
BACK ISSUE DEPARTMENT
200 Park Avenue, South
New York, NY 10003

Name _____
(please print)
Address _____
(please print)
City _____
State _____ Zip _____
Issue(s) requested: (if available)
Month _____ Year _____
Month _____ Year _____

COMMUNICATIONS CORNER continued from page 90

causes the transponder's relay to connect to the telephone line. Pressing a button on the keypad causes a key-pulsar IC to interrupt the pilot tone a number of times equal to the number marked on that key. The pilot tone drops in and out causing the hook relay to pulse open and closed, thereby dialing the desired phone number. The dial pulses are generated at a given speed and make-break ratio. Some cordless telephone models provide for two make-break ratios, though that is rarely, if ever, required in the U.S.

Because *Touch-Tone* circuits accept pulse dialing but pulse circuits do not accept *Touch-Tone*, all cordless telephones use pulse dialing.

Since the transmissions are FM, there is very little noise pickup in either direction. Although different operating frequencies are used, it is possible for you and your neighbor to wind up on the same one. On most models, such as the Electra Bearcat *Freedom Phone* (Fig. 1), some degree of privacy can be achieved by keeping the handset in the transponder's charging compartment when not in use. When that is done, a switch locks out the connection to the telephone line. Although some units come with a separate charger so you

can hide the transponder in a basement or attic, those chargers do not automatically disconnect the transponder from the phone line. If someone in the house wants to let the handset user know that there is a call, the handset can be paged by pressing a CALL button on the transponder.

The handset weighs about eight ounces, so when it is clipped to your belt, you may even forget you're carrying it. That is, of course, until that important phone call. It's no wonder that those cordless telephones became so popular, so quickly. **R-E**



"OK—That's one businessman's lunch, one WK7Q3's lunch, and one WL74K's lunch."

YOU CAN BUY AT THESE PRICES TOO!

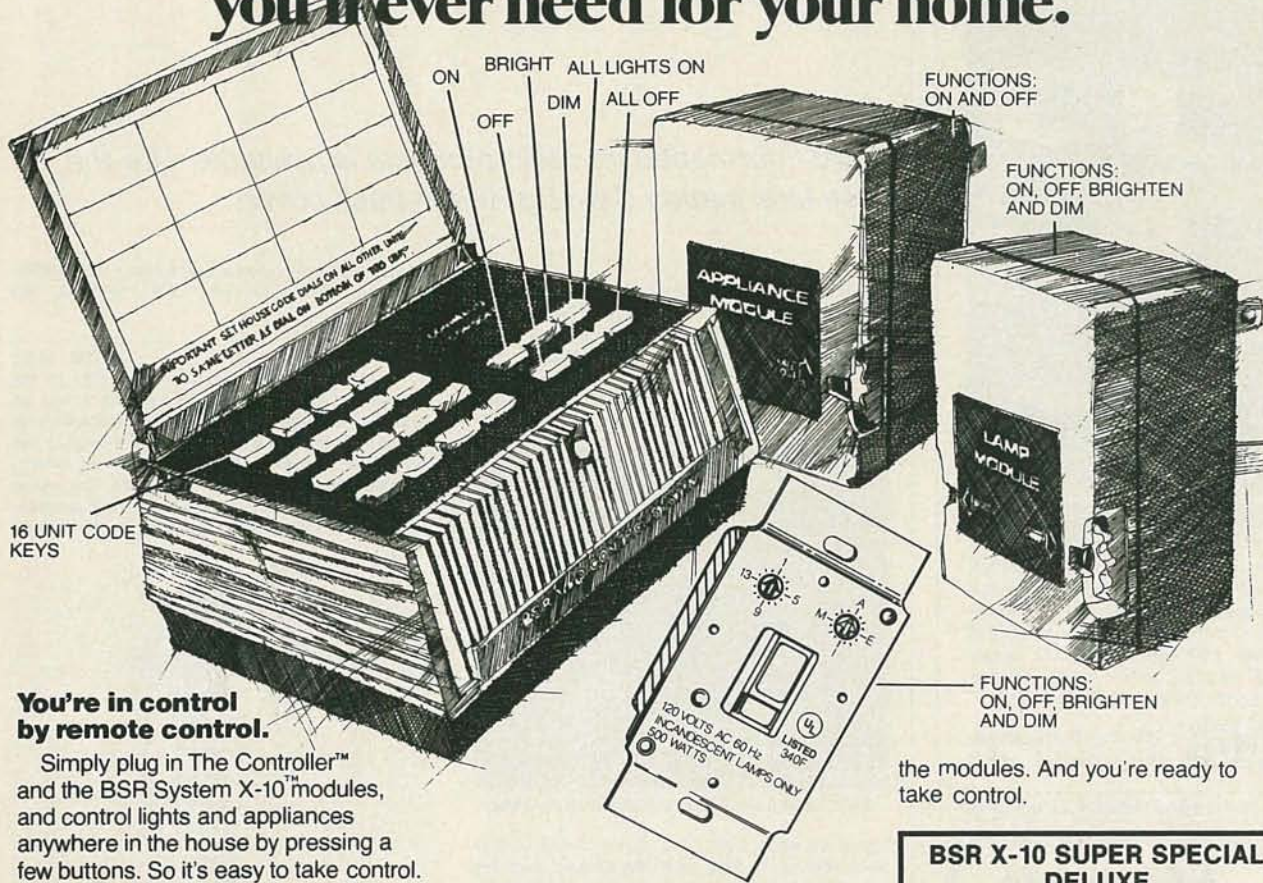
AND THESE ARE NOT "FALL-OUTS", "REJECTS", "FUNCTIONAL-ONLYS", "COSEMETIC-DEFECTS", "DOUBLE-MARKS", ETC.; BUT, ALL ARE PRIME ICs, WITH FULL MANUFACTURER'S MARKING, AND 100% TESTED PER SPECIFICATIONS. THERE IS ALSO, NO TIME LIMITS, MINIMUM ORDER AMOUNT, OR OTHER CONDITIONS. AS A MEMBER OF ELECTRONIC BUYERS CLUB, YOU CAN BUY YOUR ICs OR OTHER COMPONENTS SUCH AS CAPACITORS, RESISTORS, DIODES, SOCKETS, EDGE-CONNECTORS, BREADBOARDING COMPONENTS AND EVEN MICRO-COMPUTERS AT PRICES THAT ARE WELL BELOW ANYTHING YOU HAVE EVER SEEN BEFORE. IF YOU BUY ONLY \$50 WORTH OF COMPO-

NENTS A YEAR, YOUR SAVINGS WILL COVER THE ANNUAL MEMBERSHIP FEE OF \$25.00, AND FROM THERE ON IT WILL BE NET PROFITS. SO DON'T DELAY, AND JOIN IN. IN ORDER TO GIVE YOU SUCH LOW PRICES, WE HAVE A VERY LIMITED ADVERTISING BUDGET, AND YOU WILL NOT SEE THIS "AD" EVERY MONTH. FOR INFORMATION ON HOW TO JOIN AND TO FIND OUT HOW THE CLUB OPERATES, CIRCLE 'READER SERVICE INQUIRY NUMBER' OF THIS AD OR SEND A POST CARD WITH YOUR NAME AND ADDRESS TO: E-B-C, P. O. Box 617, Columbia, MO, 65205.

PLEASE NOTE: ONLY MEMBERS OF ELECTRONIC BUYERS CLUB ARE ELIGIBLE TO ORDER AT PRICES LISTED BELOW.

7400	\$0.15	7451	\$0.15	74153	\$0.38	74283	\$1.20	74LS54	\$0.15	74LS168	\$0.57	74LS670	\$1.14	74S151	\$0.66	74C48	\$0.96	74C903	\$0.34	4016	\$0.28	4053	\$0.54	4528	\$0.71
7401	0.15	7452	0.15	74154	0.53	74290	0.54	74LS55	0.15	74LS169	0.57	74S152	0.66	74C73	0.46	74C904	0.34	4017	0.54	4060	0.59	4539	0.74		
7402	0.15	7453	0.15	74155	0.38	74293	0.54	74LS56	0.15	74LS170	0.84	74S153	0.66	74C74	0.46	74C905	5.10	4018	0.54	4066	0.27	4555	0.48		
7403	0.15	7454	0.15	74156	0.38	74298	0.50	74LS57	0.21	74LS171	0.60	74S154	0.66	74C76	0.44	74C906	0.34	4019	0.27	4068	0.21	4556	0.59		
7404	0.17	7455	0.15	74157	0.38	74305	0.36	74LS58	0.30	74LS172	0.47	74S155	1.04	74C83	0.89	74C907	0.34	4020	0.63	4069	0.17	4582	0.59		
7405	0.17	7456	0.21	74158	0.38	74306	0.36	74LS59	0.23	74LS173	0.47	74S156	0.95	74C85	0.89	74C908	0.76	4021	0.56	4070	0.23	4584	0.43		
7406	0.21	7457	0.21	74159	0.48	74307	0.36	74LS60	0.24	74LS174	1.36	74S157	1.83	74C86	0.23	74C909	1.38	4022	0.56	4071	0.17	4702	3.87		
7407	0.21	7458	0.21	74160	0.48	74308	0.36	74LS61	0.47	74LS175	0.58	74S158	2.42	74C89	2.42	74C910	3.27	4023	0.17	4072	0.17	4703	4.50		
7408	0.17	7459	0.22	74161	0.48	74309	0.36	74LS62	0.47	74LS176	0.47	74S159	2.40	74C90	0.71	74C911	0.78	4024	0.47	4073	0.17	4704	3.98		
7409	0.17	7460	0.22	74162	0.48	74310	0.36	74LS63	0.54	74LS177	0.56	74S160	1.29	74C93	0.71	74C912	0.89	4025	0.17	4075	0.17	4705	5.04		
7410	0.15	7461	0.24	74163	0.48	74311	0.36	74LS64	0.24	74LS178	0.56	74S161	0.63	74C95	0.82	74C925	3.90	4026	0.99	4076	0.53	4706	5.32		
7411	0.15	7462	0.24	74164	0.51	74312	0.36	74LS65	0.33	74LS179	0.74	74S162	0.78	74C107	0.44	74C926	3.90	4027	0.36	4077	0.38	4720	3.78		
7412	0.17	7463	0.34	74165	0.54	74313	0.36	74LS66	0.33	74LS180	0.74	74S163	0.78	74C108	1.37	74C927	3.90	4028	0.50	4078	0.24	4721	3.78		
7413	0.17	7464	0.34	74166	0.54	74314	0.36	74LS67	0.33	74LS181	0.74	74S164	1.14	74C115	1.37	74C928	3.90	4029	0.58	4081	0.17	4724	0.78		
7414	0.15	7465	0.46	74167	1.06	74315	0.15	74LS68	0.54	74LS182	0.56	74S165	0.23	74C116	1.37	4030	0.23	4085	0.42	4725	2.15				
7415	0.17	7466	0.50	74168	0.84	74316	0.15	74LS69	0.22	74LS183	0.56	74S166	1.17	74C117	1.37	4031	1.12	4086	0.42	4726	2.15				
7416	0.17	7467	0.20	74169	0.84	74317	0.15	74LS70	0.22	74LS184	0.58	74S167	1.17	74C118	1.37	4032	1.12	4087	0.42	4727	2.15				
7417	0.20	7468	0.20	74170	0.84	74318	0.15	74LS71	0.22	74LS185	0.58	74S168	1.17	74C119	1.37	4033	1.12	4088	0.42	4728	2.15				
7418	0.20	7469	0.20	74171	0.84	74319	0.15	74LS72	0.22	74LS186	0.58	74S169	1.17	74C120	1.37	4034	1.12	4089	0.42	4729	2.15				
7419	0.20	7470	0.20	74172	0.84	74320	0.15	74LS73	0.22	74LS187	0.58	74S170	1.17	74C121	1.37	4035	1.12	4090	0.42	4730	2.15				
7420	0.15	7471	0.30	74173	1.04	74321	0.15	74LS74	0.24	74LS188	0.58	74S171	1.17	74C122	1.37	4036	1.12	4091	0.42	4731	2.15				
7421	0.17	7472	0.34	74174	1.04	74322	0.15	74LS75	0.24	74LS189	0.58	74S172	1.17	74C123	1.37	4037	1.12	4092	0.42	4732	2.15				
7422	0.18	7473	0.38	74175	1.04	74323	0.15	74LS76	0.24	74LS190	0.58	74S173	1.17	74C124	1.37	4038	1.12	4093	0.42	4733	2.15				
7423	0.18	7474	0.38	74176	1.04	74324	0.15	74LS77	0.24	74LS191	0.58	74S174	1.17	74C125	1.37	4039	1.12	4094	0.42	4734	2.15				
7424	0.18	7475	0.38	74177	1.04	74325	0.15	74LS78	0.24	74LS192	0.58	74S175	1.17	74C126	1.37	4040	1.12	4095	0.42	4735	2.15				
7425	0.18	7476	0.38	74178	1.04	74326	0.15	74LS79	0.24	74LS193	0.58	74S176	1.17	74C127	1.37	4041	1.12	4096	0.42	4736	2.15				
7426	0.18	7477	0.38	74179	1.04	74327	0.15	74LS80	0.24	74LS194	0.58	74S177	1.17	74C128	1.37	4042	1.12	4097	0.42	4737	2.15				
7427	0.18	7478	0.38	74180	1.04	74328	0.15	74LS81	0.24	74LS195	0.58	74S178	1.17	74C129	1.37	4043	1.12	4098	0.42	4738	2.15				
7428	0.18	7479	0.38	74181	1.04	74329	0.15	74LS82	0.24	74LS196	0.58	74S179	1.17	74C130	1.37	4044	1.12	4099	0.42	4739	2.15				
7429	0.18	7480	0.38	74182	1.04	74330	0.15	74LS83	0.24	74LS197	0.58	74S180	1.17	74C131	1.37	4045	1.12	4100	0.42	4740	2.15				
7430	0.15	7481	0.22	74183	1.06	74331	0.15	74LS84	0.24	74LS198	0.58	74S181	1.17	74C132	1.37	4046	1.12	4101	0.42	4741	2.15				
7431	0.15	7482	0.22	74184	1.06	74332	0.15	74LS85	0.24	74LS199	0.58	74S182	1.17	74C133	1.37	4047	1.12	4102	0.42	4742	2.15				
7432	0.18	7483	0.22	74185	1.06	74333	0.15	74LS86	0.24	74LS200	0.58	74S183	1.17	74C134	1.37	4048	1.12	4103	0.42	4743	2.15				
7433	0.18	7484	0.22	74186	1.06	74334	0.15	74LS87	0.24	74LS201	0.58	74S184	1.17	74C135	1.37	4049	1.12	4104	0.42	4744	2.15				
7434	0.18	7485	0.22	74187	1.06	74335	0.15	74LS88	0.24	74LS202	0.58	74S185	1.17	74C136	1.37	4050	1.12	4105	0.42	4745	2.15				
7435	0.18	7486	0.22	74188	1.06	74336	0.15	74LS89	0.24	74LS203	0.58	74S186	1.17	74C137	1.37	4051	1.12	4106	0.42	4746	2.15				
7436	0.18	7487	0.22	74189	1.06	74337	0.15	74LS90	0.24	74LS204	0.58	74S187	1.17	74C138	1.37	4052	1.12	4107	0.42	4747	2.15				
7437	0.18	7488	0.22	74190	1.06	74338	0.15	74LS91	0.24	74LS205	0.58	74S188	1.17	74C139	1.37	4053	1.12	4108	0.42	4748	2.15				
7438	0.18	7489	0.22	74191	1.06	74339	0.15	74LS92	0.24	74LS206	0.58	74S189	1.17	74C140	1.37	4054	1.12	4109	0.42	4749	2.15				
7439	0.18	7490	0.22	74192	1.06	74340	0.15	74LS93	0.24	74LS207	0.58	74S190	1.17	74C141	1.37	4055	1.12	4110	0.42	4750	2.15				
7440	0.15	7491	0.30	74193	1.06	74341	0.15	74LS94	0.24	74LS208	0.58	74S191	1.17	74C142	1.37	4056	1.12	4111	0.42	4751	2.15				
7441	0.60	7492	0.30	74194	0.48	74342	0.15	74LS95	0.24	74LS209	0.58	74S192	1.17	74C143	1.37	4057	1.12	4112	0.42	4752	2.15				
7442	0.35	7493	0.39	74195	0.44	74343	0.18	74LS96	0.24	74LS210	0.58	74S193	1.17	74C144	1.37	4058	1.12	4113	0.42	4753	2.15				
7443	0.50	7494	0.53	74196	0.47	74344	0.18	74LS97	0.24	74LS211	0.58	74S194	1.17	74C145	1.37	4059	1.12	4114	0.42	4754	2.15				
7444	0.50	7495	0.45	74197	0.47	74345	0.15	74LS98	0.24	74LS212	0.58	74S195	1.17	74C146	1.37	4060	1.12	4115	0.42	4755	2.15				
7445	0.50	7496	0.45	74198	0.47	74346	0.15	74LS99	0.24	74LS213	0.58	74S196	1.17	74C147	1.37	4061	1.12	4116	0.42	4756	2.15				
7446	0.46	7497	0.62	74199	0.63	74347	0.60	74LS100	0.51	74LS214	0.58	74S197	1.17	74C148	1.37	4062	1.12	4117	0.42	4757	2.15				
7447	0.46	7498	0.54	74200	0.50	74348	0.50	74LS101	0.51	74LS215	0.58	74S198	1.17	74C149	1.37	4063	1.12	4118	0.42	4758	2.15				
7448	0.46	7499	0.54	74201	0.50	74349	0.54	74LS102	0.51	74LS216	0.58	74S199	1.17	74C150	1.37	4064	1.12								

An in-depth look at the only "plug-in" remote control system you'll ever need for your home.



You're in control by remote control.

Simply plug in The Controller™ and the BSR System X-10 modules, and control lights and appliances anywhere in the house by pressing a few buttons. So it's easy to take control.

There's no end to all of the control you've got.

You can turn on the TV, radio or stereo in the morning to help you wake up without getting up from bed. Or at night, turn on the lights before going downstairs so you don't have to fumble in the dark. Turn off unnecessary lights and help get your electric bill under control. Or, dim the lights and save energy, too.

And when it's time to turn in, just push a button and turn everything off. And sleep soundly. But, if you hear a strange noise in the middle of the night, you can press a button to turn on all the lights and scare the daylights out of an intruder.

The Controller is designed to control every room in the house.

By pressing the buttons on the Command Console keyboard, command signals are transmitted over

existing household wiring to the module of your choice. The Lamp Module turns on, off or dims any incandescent lamp up to 300 watts. The Appliance Module turns appliances like TVs, window fans or stereos on and off. And the Wall Switch Module is designed to turn on, off or dim any light or lamp up to 500 watts normally operated by a wall switch.

There's even a Cordless Controller that transmits signals to an Ultrasonic Command Console from up to 30 feet away. So there's plenty of control for everyone.

Simplicity is built into the system.



No special wiring is needed. Simply plug The Controller Command Console into any wall outlet in any room of the house.

Then plug your lamps and appliances into the appropriate modules. Plug in

the modules. And you're ready to take control.

BSR X-10 SUPER SPECIAL DELUXE ULTRASONIC CONSOLE

REGULARLY \$49.95
NOW \$29.95

With the purchase of three or more modules

Modules normally \$20.00 ea.

Modules of your choice

3 or more \$16.95 ea. 6 or more \$14.95 ea.

Ultrasonic Hand Unit

Normally \$24.95 Now \$18.95

Please add \$3.00 for shipping

TOLL FREE HOT LINE
800-223-0474

THE TIMER™ Automatically Programs Lights, Appliances. Just plug in The Timer and the BSR X-10 modules and you can program up to 8 lights and appliances to go On and Off up to twice a day. UL listed. \$74.95 if purchased separately. If purchased with 3 or more modules \$59.95

NEW




APRIL 1981
93

ADVANCE ELECTRONICS

4 West 45 Street, New York, N.Y. 10036 212-687-2224

The world of electronics gee-wizardry



-YOURS FREE.

32-pages of test instruments—from the latest digital multimeters to the famous EICO scopes. Security systems. Automotive and hobbyist products. Kits and assembled. EICO quality. EICO value. For FREE catalog, check reader service card or send 50¢ for first class mail.

EICO® 108 New South Road
Hicksville, N.Y. 11801

CIRCLE 29 ON FREE INFORMATION CARD

A Classroom In Your Mailbox!

STUDY Two-Way Radio

THROUGH THE REVISED



Home Study Course

Send coupon below for free course outline
No obligation — No salesman will call

Professional Training in a Unique Career Field

Providing Training to the Industry Since 1960

study FM two-way radio at home!

I am interested in learning more about professional FM two-way radio. Please send me full details on the MTI training program.

Name _____
Address _____
City/State/Zip _____



CD


Mobile Training Institute
Box 735, Camp Hill, PA 17011-U.S.A.

CIRCLE 53 ON FREE INFORMATION CARD

radio products

More information on radio products is available. Use the Free Information Card inside the back cover.

NEW TRI-BAND BEAM HAM ANTENNA, model SA-7010, is a tri-band yagi beam in kit form. The 4-element 20, 15, and 10-meter SA-7010 features three active elements on each band and has a separate reflector for correct monoband spacing on 10 meters. The antenna is said to provide 8.3 dB gain over a dipole and to have a front-to-back ratio of 25 dB. VSWR is less than 1.5:1 at reso-



CIRCLE 100 ON FREE INFORMATION CARD

nance on each band. The boom length of this tri-bander is 16 feet, with the longest element being 31 feet. Turning radius is 17 feet, 5 inches, and wind surface area is 5.8 square feet. The beam is rated for full legal power. Mail order price of the SA-7010 is \$219.95, FOB Benton Harbor.—Heath Company, Benton Harbor, MI 49022.

MOBILE RADIO, the Clearchannel Logic Trunked Radio (LTR), is a two-way FM system that eliminates the waiting time for channel access caused by frequency congestion. It uses a method of trunked channel assignment, whereby combining subaudible data transmissions with voice, every unit is constantly updated as to system status and channel availability. The Clearchannel LTR is a five-channel trunked system, but a digital syn-



CIRCLE 121 ON FREE INFORMATION CARD

thesizer allows expansion up to 20 channels and results in a channel-access time of $\frac{1}{10}$ of a second. The system also provides increased privacy for operators with a microprocessor that functions to exclude other user groups in the system. It also features dual-diversity antenna switching. The receiver automatically selects the antenna with the highest signal level, thereby reducing the effects of multipath, fading, and dead spots. Suggested retail price is \$1833 and up, depending

upon what options are purchased.—E.F. Johnson Co., 299 10th Ave., S.W., Waseca, MN 56093.

FIXED-STATION MICROPHONE, model 444D, for amateur radio applications, is similar to the model 444, but offers added features. It has an impedance-selector switch located on the bottom of the base that allows selecting either high or low output impedance and a slide switch for switching between normal or VOX operation. The model 444D also has a momentary or locking push-to-talk bar, which turns on the microphone and an



CIRCLE 122 ON FREE INFORMATION CARD

external relay or control circuit by fingertip action. Other features are a coiled cable, availability of a personalized nameplate with the amateur's station call letters, and a wiring guide with instructions for wiring the mike to major brands of ham equipment. Suggested retail price is \$55.50—Shure Brothers, Inc., 222 Hartrey Ave., Evanston, IL 60204.

TRANSCEIVER, the model 580 Delta, covers 160 through 10 meters and has the present six high-frequency bands plus 10-, 18-, and 24.5-MHz bands. Features include a low-noise double-conversion receiver with 0.3 μ V sensitivity, 85-dB dynamic range plus switchable 20-dB attenuator,



CIRCLE 123 ON FREE INFORMATION CARD

standard 8-pole monolithic SSB filter with a 2.4 kHz bandwidth, optional 200-Hz and 500-Hz 6-pole CW filters, offset tuning, and WWV reception
continued on page 96

“You fix TV’s... what brand should I get?”

You’re on the spot. Any set you tell your customer about has a chance of failing sometime.

But though we’re not saying we’re perfect, we’d like you to recommend RCA. Because we’re sure your customer will love its picture performance.

You can find the problem and repair it quickly if anything does go wrong. Because with RCA’s unitized chassis, failures are easy to handle.

RCA gives frequent hands-on workshops, as well as lectures. So when failures do occur, you’ll be ready.

RCA has more than 500 parts distributors nationwide. We have this large network because we don’t want you to have to wait too long for parts.

We also keep your inventory expenses lower by using components instead of modules, in most circuits.

We know your customers think you’re responsible for everything about their sets.

Good and bad.

And that’s why we here at RCA are doing everything possible to make sure that when you finish a service call, everybody’s smiling. Your customer’s happy with your recommendation. And you’re still the expert.

RCA

**RCA IS MAKING
TELEVISION
BETTER AND BETTER.**



For your free subscription to RCA COMMUNICATOR, our magazine of news and advice for service technicians, write RCA, Dept. 1-455, 600 North Sherman Drive, Indianapolis, IN 46201.

RADIO PRODUCTS

continued from page 94

tion. The *model 580 Delta* has a power input of 200 watts on all channels and also features adjustable-threshold ALC and drive with LED indicator, adjustable sidetone level and pitch, vernier tuning, and an optional noise blanker. The *model 580 Delta* has black and bronze color styling with a two-piece aluminum case and tilt-up bail. Price is \$849.—**TEN-TEC, Inc.**, Highway 411 East, Sevierville, TN 37862.

ALL-BAND COMMUNICATIONS RECEIVER, *model DX-302* features quartz-controlled frequency-synthesized tuning for accurate coverage of 10 kHz to 30 MHz in thirty tunable ranges; five 7-segment LED's in a large digital frequency display indicate the exact frequency tuned.

A two-position IF bandwidth control selects either a six- or nine-element ceramic filter for

wide or narrow selectivity. All silicon solid-state circuitry is used throughout for maximum efficiency with minimum noise. Emergency operation




CIRCLE 124 ON FREE INFORMATION CARD

is automatic, switching over to a battery back-up if the AC power fails.

Also included are a key jack that allows Morse-code practice by plugging in an optional code key, a tape-output jack for off-air taping, built-in speaker, external speaker jack, RF gain control, combination signal strength/battery meter, six-band RF preselector with calibrated tuning dial, BFO pitch adjustment, and signal-attenuator switch. The *model DX-302* can receive AM, upper and lower sidebands, and CW (code) signals. It will operate from 120 VAC, and 12 VDC or from eight self-contained "C" cells.

The *model DX-302* is priced at \$399.95.—**Radio Shack**, 1300 One Tandy Center, Fort Worth, TX 76102.

CB ANTENNA, the *MR480*, is designed for owners of fiberglass RV's and other vehicles with non-metallic roofs. The *MR480* is only 53 inches high, thus reducing overhead obstruction clearance to a minimum. It combines a base-loading coil encased in high-impact with plastic with a white fiberglass whip. The antenna also uses a slim heavy-duty stainless steel shock spring. The mounting base is a standard roof-type requiring a 3/8-inch diameter hole, and is designed to mount



CIRCLE 125 ON FREE INFORMATION CARD

on fiberglass roofs up to 3/8-inches thick. Comes with 24 feet of coax cable plus connector. Suggested list price is \$45.50.—**The Antenna Specialists Co.**, Consumer Products Div., 12435 Euclid Ave., Cleveland, OH 44106.

RECEIVER PREAMPLIFIERS, *models P-305* and *P-308*, are continuously tunable and cover the shortwave bands from 1.8 to 54 MHz. They provide 20 dB gain with a dual-gate FET for low noise figure. The gain and the low noise figure improve reception on most receivers, particularly on the higher-frequency bands; added selectivity reduces image and spurious response.

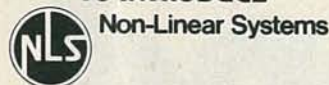


CIRCLE 126 ON FREE INFORMATION CARD

Gain is continuously variable to prevent overloading the receiver. A step attenuator is also provided, along with a selector switch for two antennas.

The *model P-305* operates from a 9-volt battery and is priced at \$77.95. *Model P-308* has a built-in 115-volt AC power supply, and is priced at \$87.95.—**Palomar Engineers**, PO Box 455, 1520-G Industrial Avenue, Escondido, CA 92025. **R-E**

ADVANCE IS PROUD TO INTRODUCE



Non-Linear Systems

High Quality Oscilloscopes Backed by A One-Year Warranty

*Exception: model MS-230 is slightly deeper, at 8.6", and heavier, at 3.6 lbs.)

MODEL	VERTICAL BANDWIDTH	DEFLECTION FACTOR	TIME BASE
MS-230	30MHz	10mV to 50V/div 12 Ranges	0.05µ Sec to 0.2 Sec/div. 21 Ranges
MS-215	15MHz	10mV to 50V/div. 12 Ranges	0.1µ Sec to 0.5 Sec. 21 Ranges
MS-15	15MHz	10mV to 50V/div. 12 Ranges	0.1µ Sec to 0.5 Sec. 21 Ranges

MS 230



MS 215



Non-Linear Systems' trio of mini-oscilloscopes are accurate, affordable, portable. And there's one to match nearly every budget and need. Standard features on all models include an input impedance of 1 megohm with 50 pF; maximum input voltage of 350 V; trigger modes in auto, internal, external and line; slope that's + or - selectable; graticule (4x5 division of 0.25" each); dual power sources operating either internally from rechargeable lead acid batteries or externally from 115 VAC or 230 VAC (50-60 Hz) via plug-in transformer; handy size (2.9"H x 6.4"W x 8.0"D) and weighs just 3 lbs.*

Check the chart below for details of model features and specifications.

MS 15



The remarkable Touch Test 20 DMM. With the Touch Test 20 Non-Linear Systems introduces the 2 lb. 4 oz. test lab. Now, with 20 key test functions at your fingertips (plus the ability to measure 10 electrical parameters and 44 ranges), you can take one lab to the field instead of a cumbersome collection of individual testers.

The new Touch Test 20 DMM features:

- Built in temperature measurement (including probe; F° and C°)
- Capacitance measurement
- DC Voltage (200 MV - 1000V)
- AC Voltage (200 MV - 1000V)
- DC Current (200 µA - 10A)
- AC Current (200 µA - 10A)
- Resistance (200 Ω - 20MΩ)
- Diode Test

ADVANCE ELECTRONICS

THE TEST EQUIPMENT SPECIALISTS

TOLL FREE HOT LINE 800-223-0474



54 WEST 45th STREET,

NEW YORK, N.Y. 10036 212-687-2224



Call For Special Introductory Price Offer

Save on Scanners! NEW Rebates!

Communications Electronics™, the world's largest distributor of radio scanners, celebrates Father's Day early with big savings on Bearcat scanners. Electra Company, the manufacturers of Bearcat scanners is offering consumer rebates on their great line of scanners, when purchased between April 1 and May 15, 1981.

With a scanner, you can monitor the exciting two-way radio conversations of police and fire departments, intelligence agencies, mobile telephones, energy/oil exploration crews, and more. Some scanners can even monitor aircraft transmissions! You can actually hear the news before it's news. If you do not own a scanner yourself, now's the time to buy your scanner from Communications Electronics. Choose the scanner that's right for you, then call our toll-free number to place your order with your Visa or Master Charge.

We give you excellent service because CE distributes more scanners worldwide than anyone else. Our warehouse facilities are equipped to process thousands of scanner orders every week. We also export scanners to over 300 countries and military installations. Almost all items are in stock for quick shipment, so if you're a person who prefers fact to fantasy and who needs to know what's really happening around you, order your scanner today from CE!

NEW! Bearcat® 350

The Ultimate Synthesized Scanner!
Allow 120-240 days for delivery after receipt of order due to the high demand for this product. List price \$599.95/CE price \$419.00
4-Band, 50 Channel • Alpha-Numeric • No-crystal scanner • AM Aircraft and Public Service bands • Priority Channel • AC/DC Bands: 30-50, 118-136 AM, 144-174, 421-512 MHz.
The new Bearcat 350 introduces an incredible breakthrough in synthesized scanning: Alpha-Numeric Display. Push a button—and the Vacuum Fluorescent Display switches from "numeric" to word descriptions of what's being monitored. 50 channels in 5 banks. Plus, Auto & Manual Search, Search Direction, Limit & Count, Direct Channel Access, Selective Scan Delay, Dual Scan Speeds, Automatic Lockout, Automatic Squelch, Non-Volatile Memory. Reserve your Bearcat 350 today!

Bearcat® 300

List price \$549.95/CE price \$349.00/\$25.00 rebate
Your final cost is a low \$324.00
4-Band, 50 Channel • Service Search • No-crystal scanner • AM Aircraft and Public Service bands • Priority Channel • AC/DC Bands: 32-50, 118-136 AM, 144-174, 421-512 MHz.
The Bearcat 300 is the most advanced automatic scanning radio that has ever been offered to the public. The Bearcat 300 uses a bright green fluorescent digital display, so it's ideal for mobile applications. The Bearcat 300 now has these added features: Service Search, Display Intensity Control, Hold Search and Resume Search keys, Separate Band keys to permit lock-in/lock-out of any band for more efficient service search.



NEW! Bearcat® 350

FREE Bearcat® Rebate Offer

Get a coupon good for a \$25 rebate when you purchase a Bearcat 300, 250, 220 or 210XL. \$20 rebate on model 160; \$10 rebate on model Four-Six Thin Scan and \$5 rebate on the Bearcat 5. To get your rebate, mail this coupon with your original dated sales receipt and the Bearcat model number from the carton to Electra. You'll receive your rebate in four to six weeks. Offer valid only on purchases made between April 1, 1981 and May 15, 1981. All requests must be postmarked by May 30, 1981. Limit of one rebate per household. Coupon must accompany all rebate requests and may not be reproduced. Offer good only in the U.S.A. Void where taxed or prohibited by law. Resellers, companies, clubs and organizations—both profit and non-profit—are not eligible for rebates. Employees of Electra Company, their advertising agencies, distributors and retailers of Bearcat Scanners are also not eligible for rebates. Please be sure to send in the correct amount for your scanner. Pay the listed CE price in this ad. Do not deduct the rebate amount since your rebate will be sent directly to you from Electra. Orders received with insufficient payments will not be processed and will be returned.

Bearcat® 250

List price \$429.95/CE price \$279.00/\$25.00 rebate
Your final cost is a low \$254.00
50 Channels • Crystalless • Searches Stores • Recalls • Digital clock • AC/DC Priority Channel • 3-Band • Count Feature.
Frequency range: 32-50, 146-174, 420-512 MHz.
The Bearcat 250 performs any scanning function you could possibly want. With push button ease you can program up to 50 channels for automatic monitoring. Push another button and search for new frequencies. There are no crystals to limit what you want to hear. A special search feature of the Bearcat 250 actually stores 64 frequencies and recalls them, one at a time, at your convenience.

Bearcat® 220

List price \$449.95/CE price \$289.00/\$25.00 rebate
Your final cost is a low \$264.00
Aircraft and public service monitor. Frequency range: 32-50, 118-136 AM, 144-174, 420-512 MHz.
The Bearcat 220 is one scanner which can monitor all public service bands plus the exciting AM aircraft band channels. Up to twenty frequencies may be scanned at the same time.
Not only does this new scanner feature normal search operation, where frequency limits are set and the scanner searches between your programmed parameters, it also searches marine or aircraft frequencies by pressing a single button.

Bearcat® 210XL

List price \$349.95/CE price \$229.00/\$25.00 rebate
Your final cost is a low \$204.00
18 Channels • 3 Bands • Crystalless • AC/DC Frequency range: 32-50, 144-174, 421-512 MHz.
The Bearcat 210XL scanning radio is the second generation scanner that replaces the popular Bearcat 210 and 211. It has almost twice the scanning capacity of the Bearcat 210 with 18 channels plus dual scanning speeds and a bright green fluorescent display. Automatic search finds new frequencies. Features scan delay, single antenna, patented track tuning and more!

NEW! Bearcat® 160

List price \$299.95/CE price \$189.00/\$20.00 rebate
Your final cost is a low \$169.00
16 Channels • 3 Bands • AC only • Priority Dual Scan Speeds • Direct Channel Access Frequency range: 32-50, 144-174, 440-512 MHz.
Would you believe...the Bearcat 160 is the least expensive Bearcat crystalless scanner.

This scanner presents a new dimension in scanning form and function. Look at the smooth keyboard. No buttons to punch. No knobs to turn. Instead, finger-tip pads provide control of all scanning operations, including On/Off, Volume and Squelch. Of course the Bearcat 160 incorporates other advanced Bearcat features such as Priority, Direct Channel Access, Dual Scan Speeds, Automatic Channel Lockout, Scan Delay and Auxiliary. All this performance in sleek, contemporary styling. And at a price so low, it astounds even us!

Bearcat® 5

List price \$134.95/CE price \$94.00/\$5.00 rebate
Your final cost is a low \$89.00
8 Crystal Channels • 3 Bands • AC only Frequency range: 33-50, 146-174, 450-508 MHz.
The Bearcat 5 is a value-packed crystal scanner built for the scanning professional — at a price the first-time buyer can afford. Individual lockout switches.

Bearcat® Four-Six ThinScan™

List price \$189.95/CE price \$124.00/\$10.00 rebate
Your final cost is a low \$114.00
Frequency range: 33-47, 152-164, 450-508 MHz.
The incredible, Bearcat Four-Six Thin Scan™ is like having an information center in your pocket. This three band, 6 channel crystal controlled scanner has patented Track Tuning on UHF, Scan Delay and Channel Lockout. Measures 2 3/4 x 6 1/4 x 1 1/2". Includes rubber ducky antenna. Order crystals for each channel. Made in Japan.

TEST ANY SCANNER

Test any scanner purchased from Communications Electronics™ for 31 days before you decide to keep it. If for any reason you are not completely satisfied, return it in original condition with all parts in 31 days, for a prompt refund (less shipping/handling charges and rebate credits).

CIRCLE 27 ON FREE INFORMATION CARD

Fanon Slimline 6-HLU

List price \$169.95/CE price \$109.00
Low cost 6-channel, 3-band scanner!
The Fanon Slimline 6-HLU gives you six channels of crystal controlled excitement. Unique Automatic Peak Tuning Circuit adjusts the receiver front end for maximum sensitivity across the entire UHF band. Individual channel lockout switches. Frequency range 30-50, 146-175 and 450-512 MHz. Size 2 3/4 x 6 1/4 x 1 1/2". Includes rubber ducky antenna. Order crystal certificates for each channel. Made in Japan.

Fanon Slimline 6-HL

List price \$149.95/CE price \$99.00
6-Channel performance at 4-channel cost! Frequency range: 30-50, 146-175 MHz.
If you don't need the UHF band, get this model and save money. Same high performance and features as the model HLU without the UHF band. Order crystal certificates for each channel. Made in Japan.

FANON SCANNER ACCESSORIES

SCMA-6 Mobile Adapter/Battery Charger.....\$49.00
CHB-6 AC Adapter/Battery Charger.....\$15.00
CAT-6 Carrying case for Fanon w/Belt Clip.....\$15.00
AUC-3 Auto lighter adapter/Battery Charger.....\$15.00

OTHER SCANNERS & ACCESSORIES

Regency® M400 Scanner.....\$259.00
Regency® M100 Scanner.....\$199.00
Regency® R1040 Scanner.....\$169.00
SP50 AC Adapter.....\$9.00
SP51 Battery Charger.....\$9.00
SP58 Carrying Case for Bearcat 4-6 ThinScan.....\$12.00
FB-E Frequency Directory for Eastern U.S.A.....\$12.00
FB-W Frequency Directory for Western U.S.A.....\$12.00
FFD Federal Frequency Directory for U.S.A.....\$12.00
MK350 Mobile mounting kit for Bearcat 350.....\$12.00
B-4 1.2 V AAA Ni-Cad's for ThinScan™ and Fanon.....\$9.00
A-135cc Crystal certificate.....\$3.00
Add \$3.00 shipping for all accessories ordered at the same time.

INCREASED PERFORMANCE ANTENNAS

If you want the utmost in performance from your scanner, it is essential that you use an external antenna. We have six base and mobile antennas specifically designed for receiving all bands. Order #A60 is a magnet mount mobile antenna. Order #A61 is a gutter clip mobile antenna. Order #A62 is a trunk-clip mobile antenna. Order #A63 is a 3/4 inch hole mount. Order #A64 is a 3/4 inch snap-in mount, and #A70 is an all band base station antenna. All antennas are \$35.00 and \$3.00 for UPS shipping in the continental United States.

BUY WITH CONFIDENCE

To get the fastest delivery from CE of any scanner, send or phone your order directly to our Scanner Distribution Center. Be sure to calculate your price using the CE prices in this ad. Michigan residents please add 4% sales tax. Written purchase orders are accepted from approved government agencies and most well rated firms at a 10% surcharge for net 10 billing. All sales are subject to availability. All sales on accessories are final. Prices, terms and specifications are subject to change without notice. Out of stock items will be placed on backorder automatically unless CE is instructed differently. Most products that we sell have a manufacturer's warranty. Free copies of warranties on these products are available prior to purchase by writing to CE. International orders are invited with a \$20.00 surcharge for special handling in addition to shipping charges. All shipments are F.O.B. Ann Arbor, Michigan. No COD's please. Non-certified and foreign checks require bank clearance.

Mail orders to: Communications Electronics™, Box 1002, Ann Arbor, Michigan 48106 U.S.A. Add \$7.00 per scanner or phone product for U.P.S. ground shipping and handling, or \$14.00 for faster U.P.S. air shipping to some locations. If you have a Master Charge or Visa card, you may call anytime and place a credit card order. Order toll free in the U.S.A. Dial 800-521-4414. If you are outside the U.S. or in Michigan, dial 313-994-4444. Dealer inquiries invited. All order lines at Communications Electronics™ are staffed 24 hours.

Scanner Distribution Center™ and CE logos are trademarks of Communications Electronics™.

† Bearcat is a federally registered trademark of Electra Company, a Division of Masco Corporation of Indiana.

‡ Regency is a federally registered trademark of Regency Electronics Inc.

Copyright ©1981 Communications Electronics™



COMMUNICATIONS ELECTRONICS™

854 Phoenix □ Box 1002 □ Ann Arbor, Michigan 48106 U.S.A.
Call TOLL-FREE (800) 521-4414 or outside U.S.A. (313) 994-4444

We're first with the best.™

MORSE & RTTY DECODERS

continued from page 64

special SWL model with extra shielding to prevent the microprocessor hash from getting into your receiver's circuits. That is particularly important, because hash is a common occurrence in microprocessor-based equipment, even personal computers.

The second kind of system utilizes a group of circuits that convert the decoded CW and RTTY signals to a video signal for display on a video monitor (See Fig. 2-b). A video display can make for easier understanding of the signals being monitored, especially when compared to LED displays. First of all, you don't have to watch the unit constantly to see the message. With a video unit, the screen fills up with up to 25 lines of text so you can let several lines accumulate while attending to something else, then read the text before it moves off the top of the screen.

Second, under different signal conditions (fading, severe adjacent signal interference, atmospheric static, etc.), having several lines of text in front of you helps you fill in the characters or words that may become garbled in the decoding process. The more data you can see at one time from an unknown

station, the quicker you will be able to identify it and determine the kind of messages it is sending. And, seeing RTTY messages in their original "page" format, with indentations, line spaces, and columns can help you decipher the transmission.

Some video decoders require a separate demodulator between the receiver audio output and the decoder input. While there are many demodulators on the market, most are targeted for amateur radio use, as part of a complete terminal unit containing a frequency shift keyer for transmitting. Because hams send RTTY mostly in 170-Hz—and sometimes in 850-Hz—shifts, many terminal units have only two shift selections from the front panel (though they may be adjusted to different shifts internally).

For utility DX'ing, however, you will want to have all three common shifts readily available for trial-and-error tuning. Therefore, if you choose a system requiring a terminal unit, make sure it has all three shifts selectable from the front panel, as on the HAL Communications *ST-6K* kit of *ST-6000* units.

If you prefer to avoid a terminal-unit-based system, the Info-Tech model

M-200F video converter has a three-shift demodulator and many other features built into its desk top cabinet. The only connections required are to the receiver's audio output and to the input of a video monitor. The *M-200F* also has outputs capable of driving an RS-232 serially-interfaced printer. A hard copy of a transmission may be of value in evaluating the text. But be careful to retain it for your own information only.

If you own a personal computer (*TRS-80*, *Apple*, *PET*, *Sorcerer*, etc.), you already have a major portion of the third kind of CW/RTTY decoder, computer peripherals (see Fig. 2-c). That group is made up of plug-in hardware additions to your computer, and programs (normally on cassette). Sources for this type of equipment include Xitex (hardware only) and Macrotronics (hardware and software). Because those systems were designed primarily for amateur radio use, the hardware and software is capable of producing electronically generated CW and RTTY for a ham transmitter. That is something to keep in mind if you have your eye on a ham ticket. For utility DX'ing, however, you will also need a receiver demodulator to make sure that all three RTTY shifts can be copied.

SOME PRODUCT SOURCES

For more information, circle the corresponding number on the free information card in the back of this issue.

Gilfer Shortwave
P.O. Box 239
Park Ridge, NJ 07656
CIRCLE 93 ON FREE INFORMATION CARD

HAL Communications Corp.
Box 365
Urbana, IL 61801
CIRCLE 94 ON FREE INFORMATION CARD

Digital Electronic Systems, Inc.
(Info-Tech Electronic Equipment)
1633 Wisteria Court
Englewood, FL 33533
CIRCLE 95 ON FREE INFORMATION CARD

Kantronics
1202 E. 23rd Street
Lawrence, KS 66044
CIRCLE 96 ON FREE INFORMATION CARD

Macrotronics, Inc.
1125 N. Golden State Blvd.
Suite G
Turlock, CA 95380
CIRCLE 97 ON FREE INFORMATION CARD

Microcraft Corporation
P.O. Box 513
Thiensville, WI 53092
CIRCLE 98 ON FREE INFORMATION CARD

Xitex Corporation
9861 Chartwell Dr.
Dallas, TX 75243
CIRCLE 99 ON FREE INFORMATION CARD

Valuable guide books

No CW/RTTY DX'er should be without two books available from Gilfer Shortwave. The *Confidential Frequency List* (\$6.95) lists thousands of loggings and International Telecommunications Union registrations of CW and voice utility stations. Arranged by frequency, the list provides each station's call sign, location, transmitting power, and the nature of the transmissions.

The *Guide To RTTY Frequencies* (\$8.95) lists the same data for RTTY stations (yes, there is a bookful of them). The guide begins with an excellent introduction to RTTY DX'ing and a discussion of the other codes in use on the bands by veteran DX'er Webb Linzmayer. Both volumes are invaluable aids in identifying stations by frequency.

Utility monitoring, in any mode, is fun, and gives shortwave listeners a different perspective on the use of available spectrum. After listening for only a short while, and hearing how much of the world's communications takes place in the hf bands, you will see why frequency allocations were guarded jealously at the 1979 World Administrative Radio Conference. Because of the wide diversity of CW and RTTY communications in process 24 hours a day, hunting through the bands for "unlisted" and "secret" stations is a thrill we can all enjoy. **R-E**

9 reasons why the real pros prefer Endeco desoldering irons



1. Operates at 120v, 40w. Idles at 20w for longer tip life
2. Flexible, burn resistant Neoprene cord set
3. Cool, unbreakable polycarbonate handle
4. Exclusive bracket insures alignment, prevents damage
5. Safety light in handle tells when it's on
6. Stainless steel construction
7. Temperature control. Low, high or off.
8. Eight tip sizes. Comes with .063 I.D.
9. Converts to soldering iron with 1/4" shank type tip

See your distributor or write . . .

Enterprise Development Corp.

5127 E. 65th St. • Indianapolis IN 46220
PHONE (317) 251-1231

CIRCLE 49 ON FREE INFORMATION CARD

Albia Electronics

NEW... LOW COST CAPACITANCE METER MODULE!!

NOT A KIT



Completely assembled and tested... for only

\$49⁹⁵
Includes Warranty

INSTANT ORDER INFORMATION BELOW!

Connect this high-quality Albia Capacitance Meter Module Model DM-8 to your digital multimeter and turn it into a Digital Capacitance Meter — the low cost way!

- Push to read range (button) from 1 pf to 20,000 μ F.
- Zero calibration control!
- In one easy to use, self-contained package
- Battery powered (with "push to read" battery saver)

IN STOCK! IMMEDIATE DELIVERY!

LOW COST HIGH FREQUENCY COUNTER

The Albia Model DM-7, 8 Digit High Frequency Counter is easy to use, switch selectable time base input by a single BNC, nothing to build — nothing more to buy!

- 5 Hz to 550 MHz
- 8 big easy-to-read .43" high intensity LED display
- Crystal (± 3 ppm @ 25°C) controlled 0.1 or 1.0 sec. gate times
- Convenient benchtop size (7"x10"x3") durable attractive case

NEVER BEFORE AT THIS LOW PRICE

\$119⁹⁵
Includes Warranty



COMPLETELY ASSEMBLED • PRE-CALIBRATED • PRE-TESTED

NOT A KIT



NEW ALBIA DESIGN-MATE CIRCUIT DESIGNER

Albia Quality Hardware — your ideas — not a kit — pre-wired pre-tested — don't let this price fool you, this is a high quality, high IC capacity, portable self-contained circuit designer — includes;

- Control switches and buffered LED logic indicators.
- Plug in your ICs into solderless breadboards, tie in power and ground, connect your logic switches and LED indicators — FAST, EASY TO USE!
- All interconnections between LED's, switches, and circuits via 22-26 solid wire.
- Self-powered, in one compact, good looking and durable carrying case.
- Ideal for home experiments, the laboratory and students.
- Battery (4 1 1/2 Volt C cells*) or AC powered provides economical bench use or convenient portable use. Available in two models.

Albia Model DM-5A containing 4 LEDs and 4 logic switches

\$49⁹⁵
Includes Warranty

Albia Model DM-5 contains 8 LEDs and 8 logic switches

\$64⁹⁵
Includes Warranty

*Batteries not included.

INSTANT ORDER INFORMATION BELOW!



ALBIA'S ECONOMY DIGITAL DM-9 MULTI-LOGIC COMPATIBLE 5-15VDC PROBE

The features are many on this quality Albia test instrument; will detect low repeat rate pulses (up to 1.5 MHz); detects low, high or pulsed logic levels with a minimum detectable pulse width of 300 nsec. Easy-to-interpret 3 LED readout. Built-in over-voltage and reverse polarity protection.

\$26⁹⁵
Includes Warranty

IMMEDIATE DELIVERY... NOT A KIT

ALBIA EXTERNAL REGULATED, SHORT PROOF ADAPTER



Model DM-5B, supplies up to 300 MilliAmps at 5V, saves batteries... ONLY

\$19⁹⁵
Includes Warranty

REGULATED TRIPLE POWER SUPPLY BARGAIN PRICED ALBIA MODEL DM-6

A fully assembled and tested power supply that provides a solid, fully wired triple power supply including fixed 5V @ 1 Amp, 5V to 15V @ 0.5 Amp, and -5V to -15V @ 0.5 Amp — all supplies regulated, short proof. Each supply has short indicator LED. Complete and ready for use in a durable (8"x6"x3 1/2") metal case.

\$79⁹⁵
Includes Warranty



POSTAGE & HANDLING	
ORDERS	ADD
UP TO \$10.00	\$1.75
\$10.01 - \$25.00	2.25
\$25.01 - \$50.00	2.75
\$50.01 - \$100.00	3.25
ORDERS OVER \$100.00 WITHIN UNITED STATES	N/C

FREE!!
NEW 1981
SPRING
CATALOG



Exciting new products! Send today!!

ALBIA SATISFACTION WARRANTY:

If for any reason, whatsoever, you are not completely satisfied with your purchase, return it within 30 days of purchase date for a full refund — it's as simple as that!

FOR FAST AND DEPENDABLE DELIVERY SERVICE

CALL TOLL FREE: 1-800-243-6953

WE ACCEPT MASTER CHARGE, VISA AND AMEX CREDIT CARDS
Connecticut Residents add 7 1/2% Sales Tax • Prices shown in U.S. currency only. Foreign orders add 15%.

ALBIA ELECTRONICS INC

24 Albia St. • New Haven, CT 06512



FREE ALBIA "TEMPLATE" WITH EVERY ORDER RECEIVED by April 25, 1981

CIRCLE 33 ON FREE INFORMATION CARD

APRIL 1981

99

is turned off, the capacitor charges from the +150-volt line. The switch "closes" and discharges the capacitor into the +110-volt line. Backtracking a bit, the longer the switch is open, the more energy is fed to the capacitor; shorter off-time means less energy in the capacitor, and reduced output voltage.

Where would you start to service that circuit, with a dead-set condition (nothing working)?

The best thing to do is to make all the stock tests. See if the +150-volts DC is present at the output of the bridge rectifier. That is *not* isolated from the AC line so an isolation transformer is necessary for testing all of those sets. If the +150-volts is there, but the set still does not work, check the horizontal oscillator. That circuit must be running. Remember that the voltage regulator is controlled by horizontal-sync pulses and those must come from the oscillator to begin with.

If the oscillator isn't running, check the DC-voltage supplies to that module. The CTC-58 (and several other RCA chassis) uses a "start-up" circuit. That is in the low-voltage DC power supply. It is actually another pulse-operated circuit. When power is applied, current flows from the rectifiers, through the primary of the start-up transformer T201 (see Fig. 2, adapted from the RCA schematic), and charges filter capacitor C304 (800 μ F). That causes a pulse of current in the secondary of T201. The current pulse is rectified by the start-up diodes. The resulting DC is fed to the horizontal-oscillator stage, giving it enough voltage to start. The oscillator starts instantly and keeps running for a few cycles.

That is enough time to get the horizontal-output stage going, and the fly-back develops the normal operating voltage for the oscillator. Blocking diodes are used to keep the operating voltage out of the start-up circuit.

To check problems in the start-up circuit, hook a DC voltmeter to the +27-volt DC source for the start-up circuit. With the set cool and C304 discharged, turn the set on. You should see a momentary kick of the meter needle. (Use an analog meter for that.) If that kick doesn't appear, check the three start-up diodes: CR302 for +22 volts; CR303 and CR305 for +27 volts; and the blocking diodes, CR301 and CR304. Check reservoir capacitor C303 (22 μ F) to see if it is open or shorted.

For testing, the oscillator circuit may be started, with the power on, by applying an external voltage (22—27-volts DC) to the +27-volt start up point. That is terminal 6 on the MDL-001 module, and it is accessible from the back. Be sure to put the negative lead of the external voltage source to the "cold" main-chassis ground and *not* to the non-isolated ground of the input power supply! Note the dual grounds shown in the schematic; the triangles indicate the non-isolated hot

grounds, and the three-horizontal-line symbol is the cold or chassis ground. All DC voltages on the chassis must be referenced to the chassis ground. If the problem is in the start-up circuits, when the external power pulse is applied, the set will start up and keep working.

Possible problems in the horizontal-output stage can be checked by pulling the yoke plug, which is interlocked to the B+. Doing that opens the B+ supply to this stage. Take some resistance readings. The resistance from the case of the horizontal-output transistor to chassis ground must be at least 50K ohms. If it's lower, replace the horizontal output transistor and repeat the test. If it's still low, check the damper diode.

If the +150-volts DC isn't present, check fusible resistor RF201 (3.9 ohms) in the input to the bridge. If that is open, check all the diodes in the bridge, and the filter capacitors, for shorts. Everything here is referenced to the *hot* ground.

The MDR-001 regulator module contains the error-amplifier, frequency-control stage, and the shutdown stage. There are several very critical components used here, especially in the voltage-sensing circuit, and RCA recommends that the module be replaced rather than repaired.

Actually, there isn't anything really new in the phase-controlled regulator circuit—only the frequency and application differ. It does work very well, as long as all of the parts are good! If you run into what seems to be an unusual problem, sit back and think, then start testing to narrow down the number of possible causes for any fault you see. That works for a lot of other problems, too!

R-E

service questions

GREEN PICTURE

When this Magnavox T-995 is turned on the picture is OK. After only a short time, it turns green. Controls have no effect. On my test jig, it works very well. Back in cabinet, same thing. Why?—F.K., Pittsburgh, PA.

The crystal ball says that you have a heater-cathode short in the green gun of the set's picture tube. That is evidently a hot short which does not show up when the tube is tested cold. (If it works on the jig, there is nothing wrong on the chassis!) Try this: get a picture tube brightener of the isolating type. Set it to isolate—not brighten—install it. That can help, and it is about the only thing that will, aside from a new picture tube.

NO COLOR

I've got a problem. This is a hotel-motel GE, and the number seems to be CBR630 or EN-609. No color, but good black-and-white picture. No DC voltage on grid of

FREE HEATHKIT® CATALOG



400 electronic kits:

Stereo components, color TV's, computers, test instruments, electronics educational programs, amateur radio gear — things you've always wanted, now at low kit prices.

Discover the fun of kit building:

It's a great way to relax in your spare time, resulting in beautiful things you'll be proud to have in your home. And it's easy. The famous Heathkit illustrated manuals make it easy for anyone to build reliable craftsman-like kits.

Send today!

It costs nothing to discover the complete line of Heath electronic kits. Don't miss it. Clip and mail the coupon now.

Heathkit

If coupon is missing, write:
Heath Company, Dept. 020-762
Benton Harbor, MI 49022

Heathkit

Heath Company,
Dept. 020-762
Benton Harbor, MI 49022

Send my **free** Heathkit Catalog now.
I am not currently receiving your catalog.

Name _____

Address _____

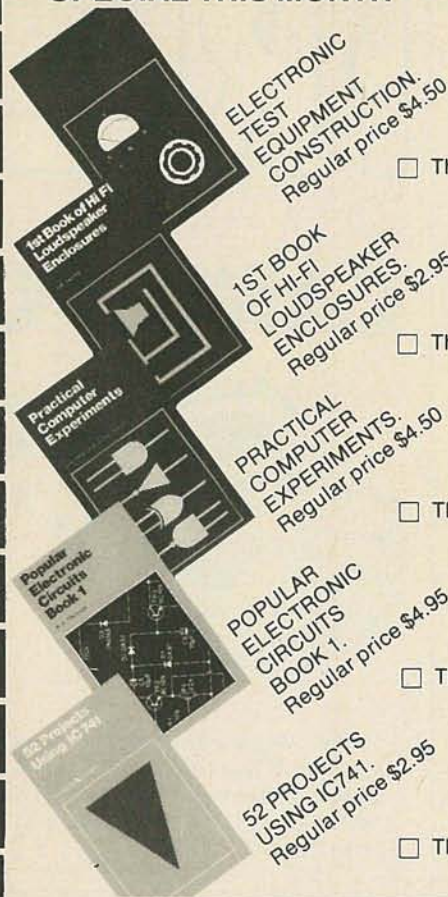
City _____ State _____

CL-730 _____ Zip _____

CIRCLE 56 ON FREE INFORMATION CARD

APRIL 1981

SPECIAL THIS MONTH



ELECTRONIC TEST EQUIPMENT CONSTRUCTION.
Regular price \$4.50

This month ONLY \$3.95

1ST BOOK OF HI-FI LOUDSPEAKER ENCLOSURES.
Regular price \$2.95

This month ONLY \$2.50

PRACTICAL COMPUTER EXPERIMENTS.
Regular price \$4.50

This month ONLY \$3.95

POPULAR ELECTRONIC CIRCUITS BOOK 1.
Regular price \$4.95

This month ONLY \$4.25

52 PROJECTS USING IC741.
Regular price \$2.95

This month ONLY \$2.50

Electronics Paperback Books

Quality Paperbacks at Affordable Prices

SPECIAL PRICE
GOOD UNTIL
5/31/81

To order from this ad: Check off the books you want. Total the prices. Add in shipping. NY State residents add Sales Tax. Total it up, enclose your check and mail.

- Radio Circuits Using IC's \$3.50
- Single IC Projects \$3.95
- IC 555 Projects (Expanded Edition) \$4.50
- 28 Tested Transistor Projects \$3.50
- Electronic Calculator Users Handbook \$2.95
- Handbook Of IC Audio Preamp and Power Amp Construction \$3.24
- 50 Circuits Using Germanium Silicon and Zener Diodes \$2.25
- 50 Projects using Relays SCR's and Triacs \$2.95
- 50 FET (Field Effect Transistor) Projects \$3.50
- Digital IC Equivalents and Pin Connections \$6.95
- Linear IC Equivalents and Pin Connections \$6.95
- 50 Simple LED Circuits \$2.25
- How To Make Walkie-Talkies \$3.50
- Popular Electronic Projects \$3.50
- Electronic Music and Creative Tape Recording \$3.50
- Projects In Opto Electronics \$3.50
- How To Build Your Own Metal & Treasure Locators \$2.95

ELECTRONIC TECHNOLOGY TODAY INC. 4-81
17 Slate Lane, Central Islip, NY 11722 No Canadian Orders

Total Price	_____
Shipping and Handling	_____
(60¢ 1 or 2 books. 25¢ each add.)	
Subtotal	_____
Sales Tax (NY State Residents only)	_____
Name	_____
Address	_____
City	State _____ Zip _____

the 6M11 burst-gate tube. Should be -120 volts. Where does it come from?—R. K., Marina, CA.

My GE index shows that a "CBR630" is a KD chassis. The "EN-609" is a run number, and not significant otherwise. Bias voltage on burst-gate; I finally remembered a quirk in the KD's. The gating pulse to the 6M11 is fed through a neon lamp! If this lamp is bad, no burst, and no color. The lamp is on top of the chassis, near the 6M11, and must glow when the set's working. If the bulb is blackened, replace it. Shown as NE-85/35AH but I have used plain old NE-2's here with good results. You can do that by clipping the leads to the old one close to the glass, and then tacking the new one in. Caution: Some of those do not use the neon lamp; if so, trace gating pulse back to flyback winding.

BURNING DIODE

You hit the nail on the head with a problem in this Sears 528.4196; it was diode D773. I replaced it with a fast-recovery type and the set worked perfectly. (Sears had changed the part number!) (Editor's note—That happens! In many cases, such diodes are not identified as fast-recovery types. In all of those circuits, all diodes MUST be fast-recovery.) Now, I've got a similar problem on the same chassis! Diode D774 (shaping diode on horizontal-output collector) burnt up and the hori-

zontal-output transistor shorted. I replaced it along with C782, C710, and C779. Now the new D774 burns up in a few seconds. Can you rub the crystal ball?—J.P., Hollywood, FL.

As mentioned above, Sears often is confused on those diodes. It sounds as if the replacement you got was a plain diode. Try using one that you know is the right type; RCA has a whole page of them in the RCA SK Series Replacement Guide. Just for luck, you might try using a new type that RCA has just developed. That is a "special high-voltage diode", part number 142569. A friend of mine found retrace diodes burning up in one RCA. Finally got hold of that high-voltage diode and it held up. If it'll stand up there, it should in your application.

PICTURE TUBE BURNOUT

I've got a problem; this Panasonic black-and-white T125A has burned out two picture tubes in less than three years. I figured that something should be wrong, at that rate! Tube gets gradually weaker then is exhausted. What's causing it?—K.W., New Carrollton, MD.

Well, that is an unusual problem. In older sets, the picture-tube heater voltage was from a transformer, and couldn't go too high. However, in some of the late sets, the heater of the CRT is fed from a winding on the flyback. So: If the DC voltage regulator isn't working properly,

that could easily be putting much too high a voltage on the tube and causing the short life.

From some of the DC voltages you included, I suspect that that is what has happened. Go through that whole voltage-regulator circuit and find out why it won't hold the voltages down to the normal level. Likely suspects would be leaky transistors, drifted resistors, etc.

NO PIX, NO SOUND

There's no pix and no sound in this Sears 528.42000400 chassis. Customer says it started as small picture with no sound. I replaced the power-supply module. Now I get a heavy hum and L101 gets very hot, but still no picture or sound. Need help!—F.K., Pt. Hope, MI.

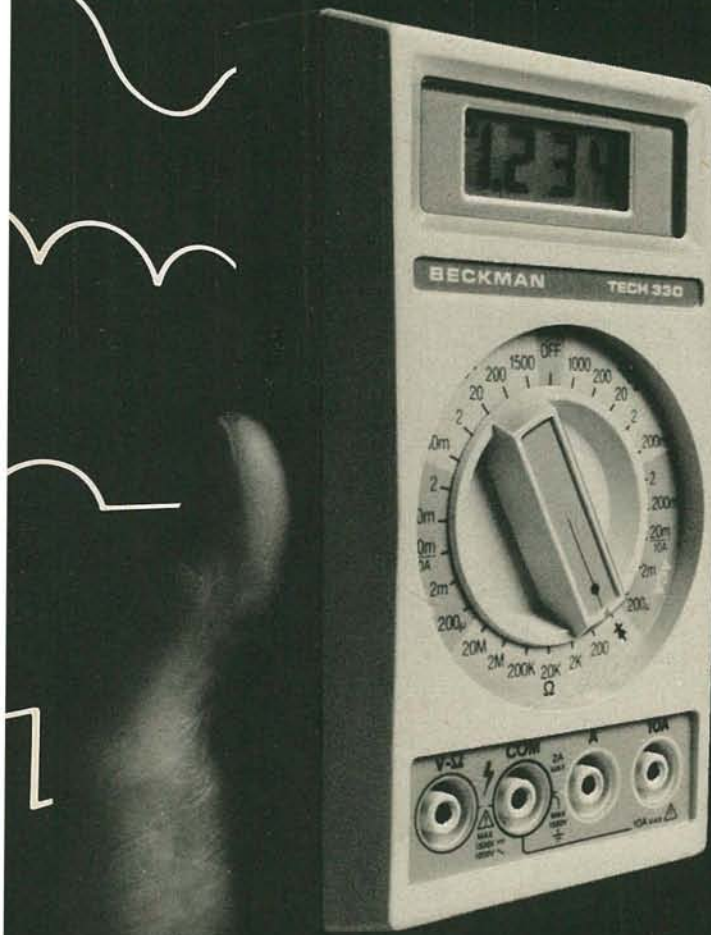
L101 is a choke in the +114-volt output. If it's heating with those symptoms, something is loading it very heavily. Note one thing: The 1.5-amp fuse in that line does not blow out. If the short were in the loads, it would; so, something's happening before the DC gets that far.

There is a 1400- μ F electrolytic capacitor, C103. That is not on the power supply board; it is on the output side of L101 and before the fuse. From the symptoms, I'd say that that capacitor is shorted very badly. Check it.

HOT RESISTOR

I asked about a hot resistor in a Magna-

Beckman brings a new dimension to hand held Digital Multimeters



True RMS capability at an affordable price

Now you can measure the exact power content of *any signal* — regardless of waveform. Beckman delivers the new TECH™ 330 multimeter with true RMS capability and many more fine performance features for just \$210.

Unlike most multimeters calibrated to read only the true power content of sine waves, the TECH 330 extends its true RMS capability to give you accurate readings of both sine and non-sine waveforms.

True RMS makes a significant difference in accuracy when measuring switching power supplies, flyback power circuits, SCR or TRIAC controlled power supplies or any other circuit generating a non-sine signal.

The TECH 330 also accurately measures the entire audio band up to 20 kHz. But that's not all you can expect from Beckman's top-of-the-line multimeter.

Measurement Comparison Chart

Waveforms (Peak = 1 Volt)	Average Responding Meter	Beckman TECH 330	Correct Reading
Sine Wave 0	0.707V	0.707V	0.707V
Full Wave Rectified Sine Wave 0	0.298V	0.707V	0.707V
Half Wave Rectified Sine Wave 0	0.382V	0.500V	0.500V
Square Wave 0	1.110V	1.000V	1.000V
Triangular Sawtooth Wave 0	0.545V	0.577V	0.577V

You also get 0.1% basic dc accuracy, instant continuity checks, 10 amp current ranges, a separate diode test function, 22 megohm dc input impedance, and an easy-to-use rotary switch.

With so much capability in hand, you'll be able to depend on the TECH 330 for a long time. That's why Beckman designed it tough enough to go the distance.

Enclosed in a rugged water-resistant case, the TECH 330 can take a 6-foot fall onto concrete and still perform up to spec. And to further ensure reliable, trouble-free operation, the TECH 330 gives you 1500 Vdc overload protection, RF shielding, 2000-hour battery life, gold switch contacts, and fewer electronic components to worry about.

Add another dimension to your world of electronics. Visit your Beckman distributor today for more information on the TECH 330 and Beckman's complete line of digital multimeters, starting at \$120.

For your nearest distributor, or a free brochure:

CALL TOLL FREE

24 HOURS A DAY, 7 DAYS A WEEK

1-(800)-821-7700 (ext. 517)

in Missouri 1-(800)-892-7655 (ext. 517)

BECKMAN

CIRCLE 64 ON FREE INFORMATION CARD

vox T-940. It was R302 on *Sams Photo-fact No. 1144*. You suggested that an open capacitor on the load side might be allowing a high pulse-current through it. The DC current load was normal. I checked C107 and it was OK. However, there was a very high 120-Hz ripple on the B+. The input-filter-capacitor C105A was found to be open.—K.W. Yost, Marysville, MI.

ARCING

I asked you about arcing in a Zenith 25DC56. You said to space off the metal shield near the ultor button. That didn't help. You also mentioned a possible open shunt-capacitor on the horizontal-output stage. There were two of those capacitors and one of them was open! Replacing those, the high-voltage went down to normal and the arcing stopped. Thanks for the help.—James Grillo, San Francisco, CA.

R-E

EQUIPMENT REPORTS

continued from page 44

matching transmitter, it is handy during transceive functions. The *model R7* RIT circuit permits excursions ± 3 kHz without touching the main tuning knob. Preselector tuning is never required in any mode.

Another feature of the *model R7* is a "store" function. Drake calls that feature a "visual scratch pad" as it lets you store your operating frequency and then tune elsewhere in search of a signal. If you wish to return to your original frequency, it can be displayed on the readout allowing you to retune with a minimum of guesswork. That feature is particularly useful for network operation where stations often move off frequency for a short time.

The *model R7* tunes through its ranges in 500-kHz increments. The frequency is selectable both by a rotating switch and by pushbutton UP and DOWN commands. For users who desire fixed-frequency (crystal-controlled) reception, an auxiliary control board (*AUX-7*) is available at extra cost.

Designed for flexibility, a six-position antenna switch lets you interconnect converters, antennas, or an external receiver.

Up to eight fixed frequencies may be switch-selected from the front panel when you use the optional auxiliary frequency boards. Four AGC release times (0, 0.075, 0.4, and 2 seconds) can be pushbutton-selected.

Without an antenna attached, a few spurious signals were detected but they were all low enough in level to pose little threat to effective reception. The spurious signals were especially noticeable below the standard broadcast band and were apparently caused by the rectifier circuit. A good antenna however, should provide adequate signal levels to override these low-level phantom signals.

Our overall estimate of the receiver is positive. With manufacturing costs spiraling upward, it is a real challenge for manufacturers to provide an outstanding piece of equipment at a reasonable cost. Drake seems to have managed with their *model R7* receiver. The *model R7* sells for \$1449 from R.L. Drake Co., 540 Richard St., Miamisburg, OH 45342. R-E

HI FI NOISE FILTER

continued from page 74

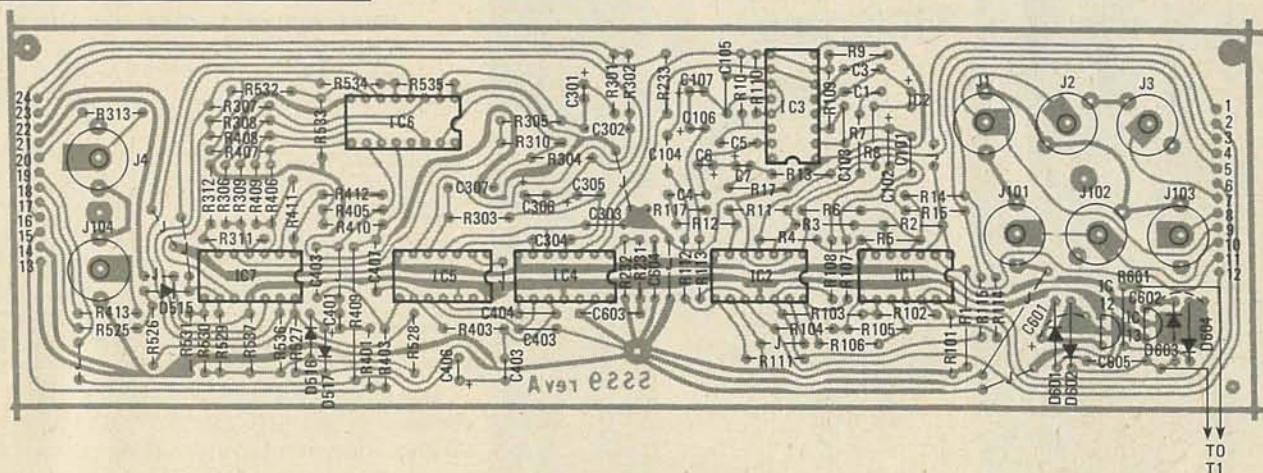


FIG. 17—PARTS PLACEMENT guide for the rear PC board. Capacitors C601 and 602 are mounted on the foil side of the board.

noise filter and shallow-slope expander) once they are set for your system.

The noise-filter sensitivity should be adjusted so that there is an adequate change in bandwidth during musical transients. That is the most difficult part; you should experiment by watching the display and listening carefully with the NOISE REDUCTION control at its maximum setting and the THRESHOLD control at its minimum setting. If you set the sensitivity too high, you will hear noise come and go during "unspectacular" musical passages—a sign that the ASRU is working too hard.

If the sensitivity is set too low, you'll hear normal signals being rolled off too much. Don't be fooled by the apparent lack of treble—it's there, but people who habitually listen to recorded music often feel it's reduced when listening to a system with noise reduction.

It's possible to set the sensitivity of




FIG. 18—COMPONENT SIDE of the front and rear PC boards. The two boards are connected by 12-conductor ribbon cable.

the unit high enough to make the noise in the signal cause the bandwidth to open up too easily. If that happens, advance the THRESHOLD control until, during a silent passage, the lowest LED of the display flickers occasionally.

The NOISE REDUCTION control setting is largely a matter of personal taste. Start with it turned about three-quarters

of the way up, and listen carefully when the bandwidth is reduced.

The expander's SENSITIVITY control should be set so that the right-hand (highest) LED flickers during peaks.

After everything has been adjusted, you may still have to reset the expander's sensitivity from time to time for use with different sources (e.g., if the tuner's output level is higher than the phono's). The THRESHOLD setting may also have to be changed, depending on the amount of noise in your program material. For very noisy material, reduce the noise-filter sensitivity and increase the noise reduction to maximum.

You now have a top-notch signal processor that will greatly enhance your listening pleasure. Use it well!

Acknowledgement

The concept of the spectral-tracking loop for noise reduction was invented by Fred Ives of Hewlett-Packard Company while at MIT. Pat Bosshart of MIT also worked on the concept and introduced it to me. R-E

market center

SATELLITE TELEVISION

SATELLITE television...Howard/Coleman boards to build your own receiver. For more information write: **ROBERT COLEMAN**, Rt. 3, Box 58-ARE, Travelers Rest, SC 29690

SATELLITE TELEVISION SATELLITE TELEVISION

We manufacture the highest spec 3-meter data & video dish in the world 41db gain! We also sell direct. Immediate delivery or you pick up. Complete details including satellite TV information, aiming service and discount schedule. Send \$1.25 for postage & handling.

TIGER TENNIS
P.O. Box 561
Casselberry, Florida 32707

BUY
DIRECT



Enjoy Satellite TV Now



Better than Cable TV—Over 200 TV and radio services. Why waste money? Learn the whole story and build a video system the family can enjoy. No commercials, **FREE** movies, sports and Vegas shows—worldwide, crystal clear reception connects to any TV set. Big (8 x 11 in.) book loaded with details, photos, plans, kits—**TELLS EVERYTHING! Satisfaction Guaranteed.** Send \$7.95 TODAY! Add \$2.00 for 1st class (air mail) or call our 24 hour C.O.D. rush order line (305) 862-5068.

GLOBAL ELECTRONICS,
P.O. Box 219-E, Maitland, Florida 32751

Satellite TV

FOR THE HOME

Sick of Network TV?

Our receiver lets you get over 75 channels of television directly from earth-orbiting cable TV satellites! HBO, Showtime, super stations, sports and movies worldwide.



We don't just sell information! We Manufacture Hardware!

From offshore oil rigs, data links to hotels and backyard installations, we wrote the book. Constantly updated, our **94 Page** technical information book and catalog gives you all the facts, inexpensive dishes, feeds, telemetry software, kits and more. Recommended reading by NASA, The Office of Consumer Affairs and quality companies like Rockwell/Collins. Send \$7.95 today!

CALL
24-hrs. C.O.D. Hotline
(305) 339-7600

SPACECOAST
RESEARCH CORPORATION
P.O. Box 442-E, Altamonte Spgs, FL 32701

SATELLITE TV antenna direction, elevation, range to all 157+ geostationary satellite positions, present and future, visible your unique location; one degree increments, horizon to horizon. Send lat/long and \$10.00 to: **PPI**, Box 74-RE, Mobile, AL 33601

ANTENNA azimuth and elevation for all geostationary satellite locations. \$4.00 for Western Hemisphere satellites. \$6.00 for satellites within your horizon. Send accurate lat/long. **DAVID FREY**, Box 2591, Satellite Beach, FL 32937

CLASSIFIED COMMERCIAL RATE (for firms or individuals offering commercial products or services). \$1.65 per word prepaid (no charge for zip code) . . . **MINIMUM 15 WORDS**. 5% discount for 6 issues, 10% for 12 issues within one year, if prepaid.

NON-COMMERCIAL RATE (for individuals who want to buy or sell a personal item) **\$1.00 per word prepaid** . . . no minimum.

ONLY FIRST WORD AND NAME set in bold caps. Additional bold face (not available as all caps) at 10¢ per word. All copy subject to publisher's approval. **ADVERTISEMENTS USING P.O. BOX ADDRESS WILL NOT BE ACCEPTED UNTIL ADVERTISER SUPPLIES PUBLISHER WITH PERMANENT ADDRESS AND PHONE NUMBER.** Copy to be in our hands on the 26th of the third month preceding the date of the issue (i.e., August issue closes May 26). When normal closing date falls on Saturday, Sunday, or a holiday, issue closes on preceding working day.

BUSINESS OPPORTUNITIES

MECHANICALLY inclined individuals desiring ownership of Small Electronics Manufacturing Business—without investment. Write: **BUSINESS-ES**, 92-R, Brighton 11th, Brooklyn, NY 11235

NEW tax loopholes discovered. Everyone eligible. Free sample newsletter. Write: **ULC**, Box 179-CU, Clarkston, GA 30021

PROJECTION TV . . . Make \$200.00+ per evening assembling projectors . . . Easy . . . Results equal to \$2,500 projectors . . . Your total cost less than \$15.00 . . . **Plans, lens & dealer's** information \$14.00 . . . Illustrated information free . . . **MACROCOMGHX**, Washington Crossing, PA 18977

CRT rebuilding machinery. \$1000/\$3000 weekly possible when you own our patented picture tube rebuilding equipment. Training provided. Phone (312) 583-6565. Write: **LAKESIDE**, 4071 N. Elston, Chicago, IL 60618

FOR SALE

SCANNER/monitor accessories—kits and factory assembled. Free catalog. **CAPRI ELECTRONICS**, Route 1R, Canon, GA 30520

SHORTWAVE radio converter—installs in minutes. Hear world wide broadcasts while you drive. Free information, **McCULLOCH ELECTRONICS**, Drawer 1325, Starkville, MS 39759

CP/M software 40% discount special send SASE to: **RR & B Inc.**, P.O. Box 178, Ketchi, KS 67067

DELTA CAPACITIVE DISCHARGE IGNITIONS. New, fully assembled, factory guaranteed. MK10B, \$41.50. MK10C, \$43.88. Tristar T-500 \$39.00. T-Max \$42.00. PPD domestic, Canada. **SIEVERTS ELECTRONICS**, P.O. Box 171, W. Campton, NH 032228

TELEPHONE on/off cutton—press to turn off bell—caller hears ring, you hear silence. Intimate moments, naps etc. Shuts off one phone. All normal phones. Instructions. Satisfaction or money back. Send \$5.95. **THE ARMCHAIR EMPORIUM Ltd.** 825 Surrey Ln. Dept RE1, Algonquin, IL 60102

SAVE up to 50% on name brand test equipment. Free catalog and price list. **SALEN ELECTRONICS**, Box 82-F, Skokie, IL 60077

MICROWAVE TV antenna. MDS designed yagi. 18 dB gain \$39.95. Details, plans and tech. data for same \$3.00. **BETA DESIGN GROUP**, POB 164, Airway Heights, WA 99001

SURPLUS catalog 8,000 items: electronics, stereos, speakers, alarms, tools, games, solar auto-home, 8 issues \$2.00. **BNF (R)**, 119 Foster St., Peabody, MA 01960

LASER handbook with burning, cutting, Ruby Reds, Co's, complete plans, books, and parts. Send \$4.00 to **FAMCO**, dept re, box 1902, Rochester, NH 03867

RECONDITIONED test equipment. \$1.00 for catalog—**JAMES WALTER TEST EQUIPMENT**, 2697 Nickel, San Pablo, CA 94806

CHEMICALS, apparatus, project books, wide selection. Catalog \$1.00 send to: **PIONEER Ltd. Ind.**, 14a Hughey St., Nashua, NH 03060

"**The Intelligence Library**" technical secrets. Books on **Electronic Surveillance, Lock-Picking, Demolitions, Covert Sciences**, etc. One dollar. (refundable): **MENTOR PUBLICATIONS**, Dept. Z, 135-53 Northern Boulevard, Flushing, NY 11354

RESISTORS 1/4W, 1/2W 5% carbon films 3¢ ea. **No minimums**. 1% metal films. Send for details. Bulk pricing available. **JR INDUSTRIES**, 5834-C Swancreek, Toledo, OH 43614

LAMPKIN 107C/case, mint condition, FM two-way instruments & manuals. Phone or write SASE for details. **L. ENGSTROM**, Rte. 7, Box 11E, Leslie, AR 72645 Phone (501) 447-2738

NOSTALGIA crystal radio. Expertly constructed. Traditional style. High quality performer. Completely assembled. Earphone included. \$30.00 postpaid USA. Free flyer. **BOB RYAN**, PO Box 3039, Dept. R., Anaheim, CA 92803

PICTURE tube rebuilding equipment—we sell and buy new and used equipment. Free training. **ATOL TELEVISION**, 6425 Irving Park, Chicago, IL 60634, Phone 312-545-6667

PET 2001 Christmas gift still in box, have no use, make offer. **K. STEINER**, 1921 W 45 Ave., Gary, IN 46408

END adjacent channel interference on your TV set. Unique device enables your ordinary set to separate all channels completely. Makes new programs available. Complete plans, \$5.00. **REL-TRON**, Box 91103, Cleveland, OH 44101

TEST equipment lowest prices B&K Leader, Hitachi, Viz, Beckman, OK Tool, Blonder Tongue, RCA parts resistors others, write call collect **L.I. ELECTRONICS**, 981 Sunrise Highway, Bay Shore, NY 11706. 516-666-7360

ELIMINATE fading from your shortwave receiver. New device. Powered by radio's own supply. No drop-outs, no jolting volume surges. Complete plans, \$5.00. **INTERTECH**, Box 25568R, Cleveland, OH 44125

GOVERNMENT surplus receivers, transmitters, snooperscopes, parts, fantastic 72 page catalog 25¢. **MESHNA**, Nahant, Mass. 01908

PASS FCC EXAMS

The Original FCC Tests-Answers exam manual that prepares you at home for FCC First and Second class Radiotelephone licenses. Newly revised multiple-choice exams cover all areas tested on the actual FCC exam. Plus "Self-Study" Ability Test. Proven! \$9.95 postpaid. Moneyback Guarantee.



COMMAND PRODUCTIONS
Radio Engineering Division

P.O. Box 26348 E
San Francisco, CA 94126

CB RADIO

GET more CB channels and range! Frequency expanders, boosters, speech processors, interference filters, VOX, how-to books, plans. Catalog \$1. **CB CITY**, Box 31500RE2, Phoenix, AZ 85046

PLANS & KITS

EPROMs erased and reprogrammed for 1¢ per byte. Copies made for \$2.00. Send 25¢ for details: **RDO ENTERPRISES**, PO Box 187, Springfield, MO 65801

AUDIO stylus timer kit, pink noise kit, IC's for sale. Send SASE to **TOLECO**, Box 401, Kingston, WA 98346

STEPPING motor evaluation kit contains quality Airpax stepper motor (960 steps/rev), versatile driver control board for manual or computer operation, and instruction handbook. Ideal for robot builders, computer hobbyists, experimenters, etc. \$74.69 postpaid. Call or write **SPARKY ELECTRONIC SYSTEMS, INC.**, Dept RE-2, 64-62 Dry Harbor Road, Middle Village, NY 11379, 212-894-3000

BUILD a frequency standard as accurate as WWV. Use to verify accuracy of your frequency counter. Complete circuit \$8.00. Send stamp for kit information. **DA PRODUCTS**, PO Box 566, Hampshire, IL 60140

ALL TV tuners repaired \$11.95, also rebuild TV modules. Fast quality work. **MIKE'S TV TUNER SERVICE**, Box 187, Bean Station, TN 37708. (615) 581-6393, call anytime

FREE KIT Catalog

FUNCTION GENERATOR KIT \$59.95 contains TEST & EXPERIMENTER'S EQUIP.
Auto-Ranging Cap-meter kit \$79.95
Phone 415-447-3433
Write or Phone for FREE CATALOG.
Average 1 minute Saturday call is 21¢.
DAGE SCIENTIFIC INSTRUMENTS
BOX 1054R LIVERMORE CA 94550

DECODE Morse and RTTY signals off the air with new **Morse-a-Word** or **RTTY reader**. Morse keyboard also available. Kits or factory wired. Send for details. **MICRORAFT**, Box 513R, Thiensville, WI 53092 (414) 241-8144.

PCB as low as 15¢ sq-in. Free drilling. **INTERNATIONAL ENTERPRISE**, 6452 Hazel Circle, Simi Valley, CA 93065

2716 EPROM \$11 programmer, hardware software plans. Send \$9. **CARTIER**, 6844 Nashville Road, Lanham, MD 20801

KILL obnoxious loud TV commercials automatically. Complete plans, \$5.00. **BRIDGES**, 1248 N. Denver, Tulsa, OK 74106

UNUSUAL electrical, electronic testers. Analog, digital and indicators. Hobbyist, professional. Free catalog. **BLUFFTON PRODUCTS, INC.**, 115 Poplar Road, Bluffton, OH 45817

BOOST CB/HAM modulation/range. Free plans/kits catalog. "**SKIPPER**", Box 130-F4, Paradise, CA 95969

MICROCOMPUTER service. Maintenance and repair for all microcomputers and peripherals. Fast. Reasonable. **PRAIRIE MICRO CLINIC**, Box 325, Herington, KS 67449 (913) 258-2179

TRS-80 color computer complete 16K memory conversion kit for 4K system \$59.95, instructions only \$12.00. **CULPEPER COMPUTER**, 502-C South East St, Culpeper, VA 22701

PROJECTION TV. . . Convert your TV to project 7 foot picture. Results equal to \$2,500 projector. Total cost less than \$20.00. Plans & lens \$16.00. Illustrated information free. **MACRO-COMGH** Washington Crossing, PA 18977

PRINTED circuit boards from sketch or artwork. Kit projects. Free details. **DANOCINTHS INC.**, Box 261, Westland, MI 48185

FREE catalog IC's semis, parts. **CORONET ELECTRONICS**, 649A Notre Dame W., Montreal, Que, Canada H3C 1H8 US inquiries

HIGHLY PROFITABLE ONE-MAN ELECTRONIC FACTORY
Investment unnecessary, knowledge not required. sales handled by professionals. Ideal home business. Write today for facts!
Postcard will do. Barta-RE-L, Box 248, Walnut Creek, CA 94597.

ELECTRONIC KITS FROM HAL-TRONIX

2304 MHZ DOWN CONVERTERS. TUNES IN ON CHANNELS 2 TO 7 ON YOUR OWN HOME T.V. HAS FREQUENCY RANGE FROM 2000 MHZ TO 2500 MHZ. EASY TO CONSTRUCT AND COMES COMPLETE WITH ALL PARTS INCLUDING A DIE-CAST ALUM CASE AND COAX FITTINGS, REQUIRE A VARIABLE POWER SUPPLY AND ANTENNA (Antenna can be a dish type or coffee can type depending on the signal strength in your area.)

2304 MOD 2 (Basic / Pre-amp) \$79.95

2304 MOD 3 (Hi-Gain Pre-amp) \$89.95

POWER SUPPLY FOR EITHER MODEL ABOVE IS AVAILABLE COMES COMPLETE WITH ALL PARTS, CASE, TRANSFORMER, ANTENNA SWITCH AND CONNECTORS \$29.95

16 LINE TOUCH TONE DECODER KIT WITH P.C. BOARD AND PARTS \$69.95

12 LINE TOUCH TONE DECODER KIT WITH P.C. BOARD AND PARTS \$39.95

16 LINE ENCODER KIT, COMPLETE WITH CASE, PAD AND COMPONENTS \$39.95

12 LINE ENCODER KIT, COMPLETE WITH CASE, PAD AND COMPONENTS \$29.95

MANY, MANY OTHER KITS AVAILABLE

Send 15¢ stamp or S.A.S.E. for information and flyer on other HAL-TRONIX products. To order by phone, 1-313-285-1782.

HAL-TRONIX
P.O. Box 1101
Southgate, MI 48195

SHIPPING INFORMATION: ORDERS OVER \$30.00 WILL BE SHIPPED POSTPAID EXCEPT ON ITEMS WHERE ADDITIONAL CHARGES ARE REQUIRED. ON ORDERS LESS THAN \$30.00 PLEASE INCLUDE ADDITIONAL \$1.50 FOR HANDLING AND MAILING CHARGES.

CIRCLE 55 ON FREE INFORMATION CARD

COMPUTERS

POCKET computer newsletter. Helpful. Informative. Free information. Sample \$2. **PC NEWSLETTER**, Dept. RE4, Box 232, Seymour, CT 06483

PRINTED CIRCUIT BOARD

PRINTED circuit board—double sided epoxy, approximately 2.5 sq. ft., min.size 6"x12", \$5.00 plus \$2.00 postage and handling; send certified cheque or money order: **CYCLOPS ELECTRONICS LTD.**, P.O. Box 4089, Vancouver, Canada V6B-3Z6

4 in kit
one CAPACITANCE METER 1pF to 999Kuf
FREQUENCY COUNTER 35MHz
SQUARE WAVE GEN. 1Hz to 99KHz
OHMMETER—3.58MHz Xtal—Regulated PS—Five 8" Readouts—Low cost TTL Circuits—Automatic Decimal Placement—Be AMAZED—Build it for \$50 or less. Purchase the plans, etched P.C. board 4-3/4" by 6-3/4" and front panel decal for \$15.29!
BAGNALL ELECTRONICS, Refund 179 May Street, Fairfield, Conn. 06430 any Kit

EDUCATION & INSTRUCTION

ELECTRONICS books from world publishers. Lowest prices, ask catalog. **BUSINESS PROMOTION**, Lajpatral Market, Delhi, India

UNIVERSITY degrees by mail! Bachelors, Masters, PhD's . . . Free revealing details. **COUNSELLING**, Box 317-RE4, Tustin, CA 92680

BROADCASTING! Start your own radio station at home, school, church! Become **DJ-engineer**. Free information. "**BROADCASTING**", Box 130-F4 Paradise, CA 95969

ASSURE career advancement opportunity through new **DIGITAL TECHNOLOGY** training program. Write **INNOVATIVE HOME STUDY**, Box 1046 R, Indian Rocks Beach, FL 33535

WANTED

ANTIQUÉ radio collector reopening museum. Please contact: **ALLISON**, Box 1, E. Patchogue NY 11712

COLLECTOR buying old stock certificates, bonds, and pre-1912 cancelled checks. Please describe. **BARLOW**, 88 Lincoln Ave. Eugene, OR 97401

MIRROR in the lid, spinning disc, and other pre-1946 television sets wanted. Call collect: (203) 521-5280

39.95 ADD \$2.50 FOR POSTAGE
30 CHANNEL CABLE TV CONVERTER
FREE! UNUSUAL 96 PAGE ELECTRONIC PARTS & IDEAS CATALOG!

ORDER No. 171AE047
ELCO ROUTE 9N, PLATTSBURGH, N.Y. 12901
Tel.: (518) 561-8700.

ROBOTS

UNICORN-1 Robot parts. Also robot kits, plans, books, hard to find gears, motors, metal stock, plastics. Everything you need for hobby robotics. Send \$3.00 for year's subscription to catalog and Hobby Robotics Newsletter. **ROBOT MART**, 19 West 34 St., New York, NY 10001

COMPUTER MARKET CENTER

COMPUTER MARKET CENTER ADVERTISING RATES 1" by 1 column (1 5/8") \$55.00. 1 1/2" by 1 column (1 5/8") \$82.50. 2" by 1 column (1 5/8") \$110.00. All ads must be prepaid. Send order and remittances to Computer Market Center, **Radio-Electronics Magazine**, 200 Park Avenue South, New York, New York, 10003. Address telephone inquiries to 212-777-6400. Frequency rates are available.

<p>TEXAS</p> <p>PDP 8 OPTIONS</p> <p>KC8-EA\$742 KC8-ML\$796 KD8-E\$630 KE8-E\$1,350 KK8-AA\$868 KK8-E\$1,200 KL8-A\$958 KL8-E\$346 KL8-F\$405 VT-100's\$1,685 VT52-AE\$1,400</p> <p>Federated Consultants 1218 South Ervay Dallas, TX. 75215 214-428-5300 (Brier) Master Charge and Visa Accepted</p>	<p>CALIFORNIA</p> <p>FREE! INFO-PAK for small computer users mailed twice a year. We sell and broker all kinds of SMALL COMPUTER SOFTWARE from S-100 to TRS-80. SOFTWARE REVIEW, 704 Solano Ave., Albany, CA 94706 (415) 527-7730.</p> <p>BUY THIS SPACE \$55.00 puts your ad in this space in front of 197,223 active Radio-Electronics readers. To place your ad write Computer Market Center, Radio-Electronics, 200 Park Avenue South, New York, New York 10003 or call 212-777-6400.</p>	<p>CANADA</p> <p>DYNAMIC INFORMATION TECHNOLOGIES LTD. P.O. BOX 6553 STN.A. SAINT JOHN, N.B., CANADA E2L 4R9 (506) 642-4260 TERMINALS, PRINTERS, MICROCOMPUTERS SOFTWARE.</p> <p>SUPPORT MARCH OF DIMES</p>	<p>RETAILERS</p> <p>An ad for your computer store in this space in Radio-Electronics COMPUTER MARKET CENTER puts you in touch with our computer audience. They use microcomputer equipment for both business and hobby interests. For further details call 212-777-6400.</p> <p>Take stock in America. Buy U.S. Savings Bonds.</p>
---	--	--	---

COMPUTER SUPPORT CENTER

Zilog

Z80-CPU	2.5 MHz	8.45	Z80-SIO/0	2.5 MHz	22.45
Z80A-CPU	4.0 MHz	9.45	Z80A-SIO/0	4.0 MHz	28.56
Z80-PIO	2.5 MHz	5.98	Z80-SIO/2	2.5 MHz	22.45
Z80A-PIO	4.0 MHz	7.85	Z80A-SIO/2	4.0 MHz	28.56
Z80-CTC	2.5 MHz	5.98	Z80-SIO/9	2.5 MHz	16.85
Z80A-CTC	4.0 MHz	7.85	Z80A-SIO/9	4.0 MHz	21.54
Z80-DMA	2.5 MHz	18.95	Z80-DART	2.5 MHz	14.45
Z80A-DMA	4.0 MHz	22.95	Z80A-DART	4.0 MHz	17.80

MOS MEMORIES

MOS Static RAM's

Part No.		Price
2101-35	1K (256 x 4) 350NS 22 PIN	3.95
2102-25	1K (1K x 1) 250NS 16 PIN	1.09
P2111-45	1K (256 x 4) 450NS 18 PIN	3.45
P2112-35	1K (256 x 4) 350NS 18 PIN	2.50
2114L	Low Power 4K (1024 x 4) 300NS	2.98
2147	4K (4K x 1) 55NS	9.95
2147	4K (4K x 1) 70NS	8.95

UART's

AY5-1013A	40 KHz Single 5V Supply	Special 3.95
-----------	-------------------------	--------------

IK CMOS RAM

5101	1K (256 x 4) 450NS 22 PIN Low Power	3.95
------	-------------------------------------	------

4K CMOS RAM

P6504	4K (4K x 1) 550NS 18 PIN 110MW	7.95
P6514	4K (1K x 4) 450NS 18 PIN 110MW	6.95

SHIFT REGISTERS

3341APC	FIFO 1 MHz	4.98
3347PC	80 bit	3.95

MICROPROCESSOR CHIP SETS

Part No.	Price	Part No.	Price
8080A CPU	4.95	6800 CPU	5.45
8085 CPU	8.98	6802 CPU	10.95
	2.25	6810	2.99
	3.65	6821	2.99
	1.98	6850	2.99
	3.45	6852	2.99
	2.25		
	4.98	6502 CPU	7.85
	5.95	6504 CPU	8.45
	9.65	6505 CPU	8.45
	5.65	6520	5.72
	10.95	6522	9.45
	8259	6532	12.56
		6551	12.40

EPROM'S

C1702A	2K 1US	\$ 8.95
2C708		\$ 4.75
1K x 8 450 ns		
16K TMS2516 (Intel version)		\$ 6.98
16K 450NS Single 5V Supply		
TMS2532 (T.I. Pin Out)		\$ 19.85
32K (4096 x 8) 450 ns		
C2732 (Intel version)		\$ 19.85
32K (4096 x 8) 450 ns		
TMS2564		\$ 140.00
64K (8K x 8) 450 ns		

PROM'S

74S288	3.45	256 bit, 16 PIN
74S188	3.45	256 bit, 16 PIN
93427/82S129	3.65	1K, 16 PIN
93417/82S126	3.85	1K, 16 PIN
93446/7621	4.95	2K, 16 PIN
93436/7620	4.95	2K, 16 PIN
93453/7643	8.85	4K, 18 PIN
93448/7641	9.95	4K, 24 PIN
93451/82S181	19.95	4K, 24 PIN
82S185/7128	27.95	8K, 18 PIN
74S478/7132	19.84	8K, 24 PIN
82S191/7138	78.00	16K, 24 PIN

16K STATIC RAM

TMM2016-3	16K (2K x 8) 300NS	Special \$29.95
16K MOS DYNAMIC RAM'S (16 PIN)		
4116-20 (200NS)		\$ 3.45
4116-30 (300NS) Ceramic		Special 2.45
4K MOS DYNAMIC RAM'S		
TMS4060-30		Special 2.95
4K (4K x 1) 300NS 22 PIN		
16K CMOS STATIC RAM		Special
6116 16K (2K x 8) 150NS 16 PIN		\$52.00
64K MOS DYNAMIC RAM		
4154 64K (64K x 1) 200NS 16 PIN		\$ 64.00

TTL

STANDARD, SCHOTTKY & LOW POWER SCHOTTKY

7400N	.22	74246N	1.36	74LS51N	.21
7401N	.22	74247N	1.24	74LS54N	.21
7402N	.24	74251N	.76	74LS55N	.24
7403N	.24	74259N	2.25	74LS73N	.32
7404N	.24	74273N	2.25	74LS74N	.38
7405N	.24	74278N	1.29	74LS75N	.37
7406N	.36	74278N	2.38	74LS76N	.48
7407N	.36	74279N	.59	74LS78N	.29
7408N	.24	74283N	1.19	74LS83N	.75
7409N	.24	74293N	.72	74LS85N	.89
7410N	.24	74298N	.84	74LS86N	.42
7412N	.38	74351N	2.20	74LS90N	.39
7413N	.44	74365AN	.69	74LS91N	.89
7414N	.45	74366N	.69	74LS92N	.48
7416N	.36	74367AN	.69	74LS93N	.42
7417N	.36	74368AN	.69	74LS95N	.48
7420N	.29	74390N	.96	74LS96N	.58
7422N	.36	74393N	1.36	74LS107N	.38
7423N	.36			74LS109N	.38
7425N	.32	74500N	.44	74LS112N	.38
7426N	.44	74502N	.48	74LS122N	.48
7427N	.32	74503N	.48	74LS123N	.64
7428N	.42	74504N	.69	74LS125N	.54
7430N	.22	74505N	.69	74LS126N	.48
7432N	.56	74508N	.56	74LS132N	.52
7433N	.38	74509N	.69	74LS133N	1.56
7437N	.38	74510N	.56	74LS136N	.44
7438N	.44	74511N	.69	74LS138N	.57
7440N	.22	74511N	.69	74LS139N	.57
7442N	.44	74530N	.44	74LS153N	.69
7445N	.89	74532N	.88	74LS145N	1.19
7446N	.84	74532N	.88	74LS147N	2.49
7447N	.65	74537N	1.65	74LS148N	1.36
7450N	.22	74538N	1.65	74LS151N	.42
7451N	.32	74540N	.42	74LS152N	.36
7453N	.32	74541N	.69	74LS155N	.72
7454N	.32	74574N	.69	74LS156N	1.45
7454N	.32	74585N	2.39	74LS157N	.54
7472N	.38	74S86N	1.36	74LS158N	.72
7473N	.38	74S112N	1.36	74LS160N	.72
7474N	.42	74S114N	1.50	74LS161N	.54
7475N	.48	74S124N	2.56	74LS162N	1.58
7476N	.38	74S132N	1.24	74LS163N	.69
7483AN	.48	74S133N	.98	74LS164N	.59
7485AN	1.36	74S134N	.69	74LS165N	1.09
7485N	.66	74S135N	.48	74LS166N	1.96
7486N	.62	74S138N	1.48	74LS170N	1.84
7490AN	.32	74S139N	1.15	74LS173N	.64
7491AN	.32	74S140N	1.45	74LS174N	.39
7493AN	.38	74S151N	1.18	74LS175N	.42
7494AN	.68	74S153N	1.18	74LS181N	2.19
7495AN	.59	74S157N	1.18	74LS189N	7.85
7496N	.59	74S158N	1.18	74LS190N	.64
7497N	2.25	74S161N	2.85	74LS191N	.64
74100N	1.38	74S162N	3.70	74LS192N	.69
74104N	.64	74S163N	3.69	74LS193N	.99
74107AN	.48	74S168N	4.65	74LS194N	1.86
74109N	.45	74S169N	4.95	74LS196N	.88
74110N	.45	74S174N	.99	74LS197N	.88
74111N	.58	74S175N	.99	74LS221N	.34
74118N	1.38	74S181N	.44	74LS240N	.98
74120N	1.25	74S182N	2.89	74LS241N	.98
74121N	1.54	74S189N	9.95	74LS242N	.98
74122N	.52	74S194N	2.35	74LS243N	1.09
74123N	.48	74S195N	1.89	74LS244N	1.86
74125N	.52	74S201N	9.95	74LS245N	1.85
74126AN	.52	74S225N	6.85	74LS247N	.76
74128N	.69	74S240N	3.75	74LS248N	1.20
74132N	.65	74S241N	3.75	74LS249N	.99
74136AN	.52	74S244N	3.75	74LS251N	.96
74141N	.84	74S251N	1.75	74LS252N	.56
74142N	2.98	74S253N	6.98	74LS257N	.69
74143N	3.44	74S257N	1.29	74LS258N	.99
74144N	3.64	74S258N	1.29	74LS259N	1.98
74145N	.67	74S260N	1.45	74LS260N	.98
74147N	1.24	74S274N	19.95	74LS266N	.44
74148N	.89	74S275N	19.95	74LS273N	1.19
74150N	1.44	74S280N	2.85	74LS275N	4.95
74151N	.42	74S283N	3.89	74LS279N	.54
74153N	.38	74S299N	6.98	74LS280N	1.98
74154N	1.68	74S373N	3.45	74LS283N	.89
74155N	.52	74S374N	3.45	74LS290N	.78
74157N	.52	74S381N	7.95	74LS293N	.38
74159N	1.64	74S412N	2.98	74LS298N	.96
74160N	.48	74S471N	8.45	74LS299N	2.50
74161AN	.89	74S472N	14.56	74LS320N	2.75
74162N	.59	74S474N	14.39	74LS321N	3.95
74163AN	.63	74S476N	8.45	74LS322N	4.95
74164AN	.63	74S478N	16.95	74LS323N	4.95
74165N	.63			74LS324N	2.50
74166N	.72	74LS00N	.17	74LS348N	2.85
74170N	1.98	74LS01N	.17	74LS352N	1.35
74172N	5.87	74LS02N	.22	74LS353N	1.65
74173N	.79	74LS03N	.22	74LS362N	9.95
74174AN	.65	74LS04N	.24	74LS365N	.88
74175N	.59	74LS05N	.24	74LS366N	.88
74176N	1.15	74LS09N	.24	74LS367N	.72
74179N	1.15	74LS10N	.19	74LS368N	.72
74180N	.75	74LS11N	.24	74LS373N	1.38
74182N	.48	74LS12N	.24	74LS375N	1.98
74184N	2.95	74LS13N	.25	74LS377N	1.44
74185N	2.95	74LS14N	.42	74LS378N	1.19
74190N	.69	74LS14N	.42	74LS379N	1.19
74191N	.76	74LS21N	.18	74LS390N	1.36
74192N	.69	74LS26N	.39	74LS393N	1.25
74193N	.88	74LS27N	.29	74LS395N	1.35
74195N	.48	74LS30N	.18	74LS447N	.37
74196N	.78	74LS37N	.32	74LS490N	1.89
74197N	.78	74LS38N	.32	74LS630N	8.00
74198N	1.56	74LS42N	.44	74LS669N	1.19
74199N	1.56	74LS47N	.68	74LS670N	2.36
74221N	.68	74LS48N	.99		

LINEAR I.C.'s

LM3

ramsey**the first name in Counters!****9 DIGITS 600 MHz \$129⁹⁵ WIRED**

PRICES:

CT-90 wired, 1 year warranty	\$129.95
CT-90 Kit, 90 day parts warranty	
AC-1 AC adapter	109.95
BP-1 Nicad pack + AC Adapter/Charger	3.95
OV-1, Micro-power Oven time base	12.95
External time base input	49.95
	14.95

The CT-90 is the most versatile, feature packed counter available for less than \$300.00! Advanced design features include; three selectable gate times, nine digits, gate indicator and a unique display hold function which holds the displayed count after the input signal is removed! Also, a 10MHz TCXO time base is used which enables easy zero beat calibration checks against WWV. Optionally, an internal nicad battery pack, external time base input and Micro-power high stability crystal oven time base are available. The CT-90, performance you can count on!

SPECIFICATIONS:

Range:	20 Hz to 600 MHz
Sensitivity:	Less than 10 MV to 150 MHz Less than 50 MV to 500 MHz
Resolution:	0.1 Hz (10 MHz range) 1.0 Hz (60 MHz range) 10.0 Hz (600 MHz range)
Display:	9 digits 0.4" LED
Time base:	Standard-10.000 MHz, 1.0 ppm 20-40°C. Optional Micro-power oven-0.1 ppm 20-40°C
Power:	8-15 VAC @ 250 ma

7 DIGITS 525 MHz \$99⁹⁵ WIRED**SPECIFICATIONS:**

Range:	20 Hz to 525 MHz
Sensitivity:	Less than 50 MV to 150 MHz Less than 150 MV to 500 MHz
Resolution:	1.0 Hz (5 MHz range) 10.0 Hz (50 MHz range) 100.0 Hz (500 MHz range)
Display:	7 digits 0.4" LED
Time base:	1.0 ppm TCXO 20-40°C
Power:	12 VAC @ 250 ma

The CT-70 breaks the price barrier on lab quality frequency counters. Deluxe features such as; three frequency ranges - each with pre-amplification, dual selectable gate times, and gate activity indication make measurements a snap. The wide frequency range enables you to accurately measure signals from audio thru UHF with 1.0 ppm accuracy - that's .0001%! The CT-70 is the answer to all your measurement needs, in the field, lab or ham shack.

PRICES:

CT-70 wired, 1 year warranty	\$99.95
CT-70 Kit, 90 day parts warranty	
AC-1 AC adapter	84.95
BP-1 Nicad pack + AC adapter/charger	3.95
	12.95

7 DIGITS 500 MHz \$79⁹⁵ WIRED**PRICES:**

MINI-100 wired, 1 year warranty	\$79.95
MINI-100 Kit, 90 day part warranty	
AC-Z Ac adapter for MINI-100	59.95
BP-Z Nicad pack and AC adapter/charger	3.95
	12.95

Here's a handy, general purpose counter that provides most counter functions at an unbelievable price. The MINI-100 doesn't have the full frequency range or input impedance qualities found in higher price units, but for basic RF signal measurements, it can't be beat! Accurate measurements can be made from 1 MHz all the way up to 500 MHz with excellent sensitivity throughout the range, and the two gate times let you select the resolution desired. Add the nicad pack option and the MINI-100 makes an ideal addition to your tool box for "in-the-field" frequency checks and repairs.

SPECIFICATIONS:

Range:	1 MHz to 500 MHz
Sensitivity:	Less than 25 MV
Resolution:	100 Hz (slow gate) 1.0 KHz (fast gate)
Display:	7 digits, 0.4" LED
Time base:	2.0 ppm 20-40°C
Power:	5 VDC @ 200 ma

8 DIGITS 600 MHz \$159⁹⁵ WIRED**SPECIFICATIONS:**

Range:	20 Hz to 600 MHz
Sensitivity:	Less than 25 mv to 150 MHz Less than 150 mv to 600 MHz
Resolution:	1.0 Hz (60 MHz range) 10.0 Hz (600 MHz range)
Display:	8 digits 0.4" LED
Time base:	2.0 ppm 20-40°C
Power:	110 VAC or 12 VDC

The CT-50 is a versatile lab bench counter that will measure up to 600 MHz with 8 digit precision. And, one of its best features is the Receive Frequency Adapter, which turns the CT-50 into a digital readout for any receiver. The adapter is easily programmed for any receiver and a simple connection to the receiver's VFO is all that is required for use. Adding the receiver adapter in no way limits the operation of the CT-50, the adapter can be conveniently switched on or off. The CT-50, a counter that can work double-duty!

PRICES:

CT-50 wired, 1 year warranty	\$159.95
CT-50 Kit, 90 day parts warranty	
RA-1, receiver adapter kit	119.95
RA-1 wired and pre-programmed (send copy of receiver schematic)	14.95
	29.95

DIGITAL MULTIMETER \$99⁹⁵ WIRED**PRICES:**

DM-700 wired, 1 year warranty	\$99.95
DM-700 Kit, 90 day parts warranty	
AC-1, AC adaptor	79.95
BP-3, Nicad pack + AC adapter/charger	3.95
MP-1, Probe kit	19.95
	2.95

The DM-700 offers professional quality performance at a hobbyist price. Features include; 26 different ranges and 5 functions, all arranged in a convenient, easy to use format. Measurements are displayed on a large 3 1/2 digit, 1/2 inch LED readout with automatic decimal placement, automatic polarity, overrange indication and overload protection up to 1250 volts on all ranges, making it virtually goof-proof! The DM-700 looks great, a handsome, jet black, rugged ABS case with convenient retractable tilt bail makes it an ideal addition to any shop.

SPECIFICATIONS:

DC/AC volts:	100uV to 1 KV, 5 ranges
DC/AC current:	0.1uA to 2.0 Amps, 5 ranges
Resistance:	0.1 ohms to 20 Megohms, 6 ranges
Input impedance:	10 Megohms, DC/AC volts
Accuracy:	10.1% basic DC volts
Power:	4 'C' cells

AUDIO SCALER

For high resolution audio measurements, multiplies UP in frequency.

- Great for PL tones
- Multiplies by 10 or 100
- 0.01 Hz resolution!

\$29.95 Kit \$39.95 Wired

ACCESSORIES

Telescopic whip antenna - BNC plug	\$ 7.95
High impedance probe, light loading	15.95
Low pass probe, for audio measurements	15.95
Direct probe, general purpose usage	12.95
Tilt bail, for CT 70, 90, MINI-100	3.95
Color burst calibration unit, calibrates counter against color TV signal	14.95

COUNTER PREAMP

For measuring extremely weak signals from 10 to 1,000 MHz. Small size, powered by plug transformer-included.

- Flat 25 db gain
- BNC Connectors
- Great for sniffing RF with pick-up loop

\$34.95 Kit \$44.95 Wired

ramsey electronics, inc.

2575 BAIRD RD. • PENFIELD, NY 14526

PHONE ORDERS
CALL 716-586-3950**TERMS**

Satisfaction guaranteed - examine for 10 days, if not pleased, return in original form for refund. Add 5% for shipping - insurance to a maximum of \$10. Overseas add 15%. COD add \$2. Orders under \$10, add \$1.50. NY residents, add 7% tax.

CIRCLE 12 ON FREE INFORMATION CARD

2N TRANSISTORS

2N508A	5.80	2N2540	7.78
2N509	5.80	2N2541	5.81
2N507	3.07	2N2574	6.55
2N681	3.40	2N2576	7.99
2N682	4.14	2N2576	8.48
2N683	6.23	2N2577	10.00
2N684	6.15	2N2578	10.66
2N685	7.05	2N2579	12.44
2N686	7.86	2N2604	1.66
2N687	8.46	2N2605	9.00
2N688	9.88	2N2608	1.80
2N689	11.80	2N2639	3.33
2N690	12.71	2N2640	3.19
2N691	17.30	2N2641	2.93
2N692	19.80	2N2642	3.99
2N697	6.00	2N2643	3.72
2N699	8.00	2N2644	3.33
2N703	4.52	2N2646	8.00
2N705	1.80	2N2647	5.81
2N706A	2.18	2N2652	3.86
2N706B	2.73	2N2652A	4.79
2N706	6.00	2N2657	2.87
2N711	4.45	2N2688	3.33
2N711B	6.00	2N2689	7.04
2N718	17.00	2N2691	1.80
2N718A	8.33	2N2713	1.16
2N720A	2.20	2N2720	4.52
2N736	3.22	2N2722	3.99
2N740	3.38	2N2723	4.12
2N743	3.33	2N2738	5.81
2N858A	1.66	2N2785	9.66
2N910	2.66	2N2800	6.05
2N914	1.60	2N2857	1.80
2N915	1.40	2N2894	3.19
2N916	1.73	2N2895	2.88
2N918	3.56	2N2907A	8.88
2N929	4.42	2N2907	2.46
2N930	4.42	2N2903	8.85
2N930A	2.20	2N2903A	4.52
2N956	1.61	2N2904	5.66
2N958	5.89	2N2904A	5.81
2N1132	4.40	2N2904	2.40
2N1132A	3.53	2N2905A	5.81
2N1595	1.76	2N2906	3.36
2N1596	2.45	2N2906A	3.36
2N1597	3.37	2N2907	3.36
2N1598	3.56	2N2907A	8.88
2N1599	9.34	2N2913	3.33
2N1613	4.45	2N2914	3.72
2N1711	4.45	2N2915	10.64
2N1842	4.25	2N2916	5.59
2N1842A	4.33	2N2917	4.68
2N1843	4.40	2N2918	5.32
2N1843A	4.47	2N2919	5.59
2N1844	4.77	2N2920	5.99
2N1844A	4.84	2N2924	3.30
2N1846	5.66	2N2925	3.30
2N1846A	5.63	2N2944	4.32
2N1846	6.47	2N2945	4.32
2N1846A	6.54	2N2946	4.59
2N1847	7.41	2N2947	26.91
2N1847A	7.48	2N2959	4.72
2N1848	8.01	2N2960	2.89
2N1848A	8.08	2N2961	1.32
2N1848	9.52	2N3012	2.73
2N1849	9.59	2N3013	0.88
2N1850A	11.01	2N3014	2.06
2N1850A	11.09	2N3019	7.75
2N1890	9.04	2N3020	5.08
2N1890A	8.98	2N3021	1.32
2N1890	9.92	2N3044	3.40
2N1991	7.35	2N3045	28.00
2N2060	5.03	2N3046	37.00
2N2060A	4.26	2N3047	31.00
2N2102	1.60	2N3048	38.00
2N2102	1.60	2N3049	1.90
2N2193	7.68	2N3053A	1.73
2N2218	5.88	2N3054	1.80
2N2218A	6.00	2N3054A	1.69
2N2219	5.66	2N3055	1.10
2N2219A	5.68	2N3055A	1.98
2N2221	6.01	2N3073	1.40
2N2221A	6.01	2N3114	9.11
2N2222	4.40	2N3133	7.52
2N2222A	4.42	2N3135	7.91
2N2223	4.28	2N3137	3.02
2N2223A	4.52	2N3223	5.81
2N2270	1.32	2N3244	23.87
2N2297	2.00	2N3245	23.87
2N2322	2.28	2N3249	7.58
2N2323	2.80	2N3250	7.00
2N2324	3.52	2N3260A	8.00
2N2325	5.13	2N3278	2.20
2N2326	6.55	2N3251A	7.75
2N2327	9.15	2N3252	2.06
2N2328	10.12	2N3253	2.40
2N2329	13.33	2N3297	55.10
2N2368	1.74	2N3299	1.30
2N2369	4.42	2N3300	1.66
2N2369A	4.50	2N3301	1.30
2N2405	2.86	2N3202	1.70
2N2453	4.39	2N3303	2.10
2N2453A	4.52	2N3307	16.70
2N2475	6.00	2N3308	14.20
2N2476	6.00	2N3330	1.40
2N2480	3.59	2N3375	19.00
2N2480A	3.86	2N3390	2.26
2N2481	7.33	2N3391A	2.50
2N2483	3.90	2N3314	2.22
2N2484	4.55	2N3371	1.70
2N2501	8.78	2N3425	4.50

PREMIUM QUALITY

2N3793	2.50	2N4174	10.30
2N3796	4.90	2N4183	6.30
2N3797	4.90	2N4184	6.35
2N3798	6.00	2N4185	1.80
2N3799	5.40	2N4186	6.80
2N3801	4.12	2N4187	7.10
2N3802	4.12	2N4188	7.55
2N3803	5.80	2N4189	8.50
2N3804	6.10	2N4190	10.30
2N3805	6.10	2N4191	88.20
2N3811	6.70	2N4200	95.20
2N3811A	13.60	2N4201	118.40
2N3812	27.40	2N4202	152.50
2N3813	27.40	2N4203	178.20
2N3814	31.00	2N4204	3.80
2N3816	35.00	2N4209	4.90
2N3816A	43.10	2N4212	2.10
2N3817	43.10	2N4213	2.50
2N3817A	38.10	2N4214	2.50
2N4216	5.00	2N4218	5.70
2N4217	5.70	2N4218	5.70
2N4218	5.70	2N4219	12.40
2N4220	1.50	2N4221	1.60
2N4221	1.60	2N4221A	1.64
2N4222	1.05	2N4222	1.05
2N4222A	1.64	2N4223	1.58
2N4223	1.58	2N4224	1.50
2N4224	1.50	2N4228	4.00
2N4228	4.00	2N4231A	1.60
2N4231A	1.60	2N4232A	1.90
2N4232A	1.90	2N4232	2.50
2N4232	2.50	2N4234	1.50
2N4234	1.50	2N4235	1.65

2N3819	4.00	2N4236	1.80
2N3821	1.60	2N4237	1.35
2N3822	1.58	2N4238	1.50
2N3823	1.05	2N4239	1.50
2N3823A	1.64	2N4240	2.50
2N3824	1.58	2N4241	1.40
2N3827	1.90	2N4242	1.50
2N3828	22.30	2N4242A	1.60
2N3829	2.25	2N4243	1.80
2N3843	5.00	2N4244	1.80
2N3844	5.00	2N4245	2.50
2N3845	5.00	2N4246	2.50
2N3846	5.00	2N4247	2.50
2N3847	5.00	2N4248	2.50
2N3848	5.00	2N4249	2.50
2N3849	5.00	2N4250	2.50
2N3850	5.00	2N4251	2.50
2N3851	5.00	2N4252	2.50
2N3852	5.00	2N4253	2.50
2N3853	5.00	2N4254	2.50
2N3854	5.00	2N4255	2.50
2N3855	5.00	2N4256	2.50
2N3856	5.00	2N4257	2.50
2N3857	5.00	2N4258	2.50
2N3858	5.00	2N4259	2.50
2N3859	5.00	2N4260	2.50
2N3860	5.00	2N4261	2.50
2N3861	5.00	2N4262	2.50
2N3862	5.00	2N4263	2.50
2N3863	5.00	2N4264	2.50
2N3864	5.00	2N4265	2.50
2N3865	5.00	2N4266	2.50
2N3866	5.00	2N4267	2.50
2N3867	5.00	2N4268	2.50
2N3868	5.00	2N4269	2.50
2N3869	5.00	2N4270	2.50
2N3870	5.00	2N4271	2.50
2N3871	5.00	2N4272	2.50
2N3872	5.00	2N4273	2.50
2N3873	5.00	2N4274	2.50
2N3874	5.00	2N4275	2.50
2N3875	5.00	2N4276	2.50
2N3876	5.00	2N4277	2.50
2N3877	5.00	2N4278	2.50
2N3878	5.00	2N4279	2.50
2N3879	5.00	2N4280	2.50
2N3880	5.00	2N4281	2.50
2N3881	5.00	2N4282	2.50
2N3882	5.00	2N4283	2.50
2N3883	5.00	2N4284	2.50
2N3884	5.00	2N4285	2.50
2N3885	5.00	2N4286	2.50
2N3886	5.00	2N4287	2.50
2N3887	5.00	2N4288	2.50
2N3888	5.00	2N4289	2.50
2N3889	5.00	2N4290	2.50
2N3890	5.00	2N4291	2.50
2N3891	5.00	2N4292	2.50
2N3892	5.00	2N4293	2.50
2N3893	5.00	2N4294	2.50
2N3894	5.00	2N4295	2.50
2N3895	5.00	2N4296	2.50
2N3896	5.00	2N4297	2.50
2N3897	5.00	2N4298	2.50
2N3898	5.00	2N4299	2.50
2N3899	5.00	2N4300	2.50

2N4301	5.00	2N4302	2.50
2N4302	2.50	2N4303	2.50
2N4303	2.50	2N4304	2.50
2N4304	2.50	2N4305	2.50
2N4305	2.50	2N4306	2.50
2N4306	2.50	2N4307	2.50
2N4307	2.50	2N4308	2.50
2N4308	2.50	2N4309	2.50
2N4309	2.50	2N4310	2.50
2N4310	2.50	2N4311	2.50
2N4311	2.50	2N4312	2.50
2N4312	2.50	2N4313	2.50
2N4313	2.50	2N4314	2.50
2N4314	2.50	2N4315	2.50
2N4315	2.50	2N4316	2.50
2N4316	2.50	2N4317	2.50
2N4317	2.50	2N4318	2.50
2N4318	2.50	2N4319	2.50
2N4319	2.50	2N4320	2.50
2N4320	2.50	2N4321	2.50
2N4321	2.50	2N4322	2.50
2N4322	2.50	2N4323	2.50
2N4323	2.50	2N4324	2.50
2N4324	2.50	2N4325	2.50
2N4325	2.50	2N4326	2.50
2N4326	2.50	2N4327	2.50
2N4327	2.50	2N4328	2.50
2N4328	2.50	2N4329	2.50
2N4329	2.50	2N4330	2.50
2N4330	2.50	2N4331	2.50
2N4331	2.50	2N4332	2.50
2N4332	2.50	2N4333	2.50
2N4333	2.50	2N4334	2.50
2N4334	2.50	2N4335	2.50
2N4335	2.50	2N4336	2.50
2N4336	2.50	2N4337	2.50
2N4337	2.50	2N4338	2.50
2N4338	2.50	2N4339	2.50
2N4339	2.50	2N4340	2.50
2N4340	2.50	2N4341	2.50
2N4341	2.50	2N4342	2.50
2N4342	2.50	2N4343	2.50
2N4343	2.50	2N4344	2.50
2N4344	2.50	2N4345	2.50
2N4345	2.50	2N4346	2.50
2N4346	2.50	2N4347	2.50
2N4347	2.50	2N4348	2.50
2N4348	2.50	2N4349	2.50
2N4349	2.50	2N4350	2.50
2N4350	2.50	2N4351	2.50
2N4351	2.50	2N4352	2.50
2N4352	2.50	2N4353	2.50
2N4353	2.50	2N4354	2.50
2N4354	2.50	2N4355	2.50
2N4355	2.50	2N4356	2.50
2N4356	2.50	2N4357	2.50
2N4357	2.50	2N4358	2.50
2N4358	2.50	2N4359	2.50
2N4359	2.50		

DIGI-KEY CORPORATION

In Mn., Ak., Hi. Call 218-681-6674

Capacitors • Real-Time Clocks • Calendars • E.P. Johnson • Terminal Strips • J.I. Connectors • Wire Wrapping Supplies • CMOS • Rectifiers • Poweracs • Sams Books • Diamond Tools • Panavice
 A.P. Products • Batteries • Zener Diodes • Zener Diodes • Voltage Dividers • Transistors • Diodes • Switches • Drafting Aids • Soldering Supplies • Edge Connectors • IC Socket
 Enclosures • Resistors • Resistor Networks • Hardware • Power Supplies • Hobby Boxes • Photo Plugs & Jacks • Integrated Circuits • Optoelectronic Lamps • Multimeters • Data Books
 Microprocessors & Support • Luxo Lamps • Clock Bezel • PC Layout Supplies • Lithium Batteries • Tantalum Capacitors • Time-Temperature Circuit • AD & DA • Nickel-Cadmium Batteries
 Electrolytic Capacitors • Car Clocks • Transistors • Clock Kits • Tools • Fuse Holder Boards • Ungar Products • Heat Sinks & Accessories • Solder Wick • AND MORE

INTEGRATED CIRCUITS

Part No.	Manufacturer	Part No.	Manufacturer
7400	TI	7400	TI
7401	TI	7401	TI
7402	TI	7402	TI
7403	TI	7403	TI
7404	TI	7404	TI
7405	TI	7405	TI
7406	TI	7406	TI
7407	TI	7407	TI
7408	TI	7408	TI
7409	TI	7409	TI
7410	TI	7410	TI
7411	TI	7411	TI
7412	TI	7412	TI
7413	TI	7413	TI
7414	TI	7414	TI
7415	TI	7415	TI
7416	TI	7416	TI
7417	TI	7417	TI
7418	TI	7418	TI
7419	TI	7419	TI
7420	TI	7420	TI
7421	TI	7421	TI
7422	TI	7422	TI
7423	TI	7423	TI
7424	TI	7424	TI
7425	TI	7425	TI
7426	TI	7426	TI
7427	TI	7427	TI
7428	TI	7428	TI
7429	TI	7429	TI
7430	TI	7430	TI
7431	TI	7431	TI
7432	TI	7432	TI
7433	TI	7433	TI
7434	TI	7434	TI
7435	TI	7435	TI
7436	TI	7436	TI
7437	TI	7437	TI
7438	TI	7438	TI
7439	TI	7439	TI
7440	TI	7440	TI
7441	TI	7441	TI
7442	TI	7442	TI
7443	TI	7443	TI
7444	TI	7444	TI
7445	TI	7445	TI
7446	TI	7446	TI
7447	TI	7447	TI
7448	TI	7448	TI
7449	TI	7449	TI
7450	TI	7450	TI
7451	TI	7451	TI
7452	TI	7452	TI
7453	TI	7453	TI
7454	TI	7454	TI
7455	TI	7455	TI
7456	TI	7456	TI
7457	TI	7457	TI
7458	TI	7458	TI
7459	TI	7459	TI
7460	TI	7460	TI
7461	TI	7461	TI
7462	TI	7462	TI
7463	TI	7463	TI
7464	TI	7464	TI
7465	TI	7465	TI
7466	TI	7466	TI
7467	TI	7467	TI
7468	TI	7468	TI
7469	TI	7469	TI
7470	TI	7470	TI
7471	TI	7471	TI
7472	TI	7472	TI
7473	TI	7473	TI
7474	TI	7474	TI
7475	TI	7475	TI
7476	TI	7476	TI
7477	TI	7477	TI
7478	TI	7478	TI
7479	TI	7479	TI
7480	TI	7480	TI
7481	TI	7481	TI
7482	TI	7482	TI
7483	TI	7483	TI
7484	TI	7484	TI
7485	TI	7485	TI
7486	TI	7486	TI
7487	TI	7487	TI
7488	TI	7488	TI
7489	TI	7489	TI
7490	TI	7490	TI
7491	TI	7491	TI
7492	TI	7492	TI
7493	TI	7493	TI
7494	TI	7494	TI
7495	TI	7495	TI
7496	TI	7496	TI
7497	TI	7497	TI
7498	TI	7498	TI
7499	TI	7499	TI
7500	TI	7500	TI

TEXAS INSTRUMENTS I.C. SOCKETS

Part No.	Description	Price
7400	14 Pin DIP Socket	\$1.49
7401	16 Pin DIP Socket	\$1.49
7402	18 Pin DIP Socket	\$1.49
7403	20 Pin DIP Socket	\$1.49
7404	24 Pin DIP Socket	\$1.49
7405	28 Pin DIP Socket	\$1.49
7406	32 Pin DIP Socket	\$1.49
7407	36 Pin DIP Socket	\$1.49
7408	40 Pin DIP Socket	\$1.49
7409	44 Pin DIP Socket	\$1.49
7410	48 Pin DIP Socket	\$1.49
7411	52 Pin DIP Socket	\$1.49
7412	56 Pin DIP Socket	\$1.49
7413	60 Pin DIP Socket	\$1.49
7414	64 Pin DIP Socket	\$1.49
7415	68 Pin DIP Socket	\$1.49
7416	72 Pin DIP Socket	\$1.49
7417	76 Pin DIP Socket	\$1.49
7418	80 Pin DIP Socket	\$1.49
7419	84 Pin DIP Socket	\$1.49
7420	88 Pin DIP Socket	\$1.49
7421	92 Pin DIP Socket	\$1.49
7422	96 Pin DIP Socket	\$1.49
7423	100 Pin DIP Socket	\$1.49
7424	104 Pin DIP Socket	\$1.49
7425	108 Pin DIP Socket	\$1.49
7426	112 Pin DIP Socket	\$1.49
7427	116 Pin DIP Socket	\$1.49
7428	120 Pin DIP Socket	\$1.49
7429	124 Pin DIP Socket	\$1.49
7430	128 Pin DIP Socket	\$1.49
7431	132 Pin DIP Socket	\$1.49
7432	136 Pin DIP Socket	\$1.49
7433	140 Pin DIP Socket	\$1.49
7434	144 Pin DIP Socket	\$1.49
7435	148 Pin DIP Socket	\$1.49
7436	152 Pin DIP Socket	\$1.49
7437	156 Pin DIP Socket	\$1.49
7438	160 Pin DIP Socket	\$1.49
7439	164 Pin DIP Socket	\$1.49
7440	168 Pin DIP Socket	\$1.49
7441	172 Pin DIP Socket	\$1.49
7442	176 Pin DIP Socket	\$1.49
7443	180 Pin DIP Socket	\$1.49
7444	184 Pin DIP Socket	\$1.49
7445	188 Pin DIP Socket	\$1.49
7446	192 Pin DIP Socket	\$1.49
7447	196 Pin DIP Socket	\$1.49
7448	200 Pin DIP Socket	\$1.49
7449	204 Pin DIP Socket	\$1.49
7450	208 Pin DIP Socket	\$1.49
7451	212 Pin DIP Socket	\$1.49
7452	216 Pin DIP Socket	\$1.49
7453	220 Pin DIP Socket	\$1.49
7454	224 Pin DIP Socket	\$1.49
7455	228 Pin DIP Socket	\$1.49
7456	232 Pin DIP Socket	\$1.49
7457	236 Pin DIP Socket	\$1.49
7458	240 Pin DIP Socket	\$1.49
7459	244 Pin DIP Socket	\$1.49
7460	248 Pin DIP Socket	\$1.49
7461	252 Pin DIP Socket	\$1.49
7462	256 Pin DIP Socket	\$1.49
7463	260 Pin DIP Socket	\$1.49
7464	264 Pin DIP Socket	\$1.49
7465	268 Pin DIP Socket	\$1.49
7466	272 Pin DIP Socket	\$1.49
7467	276 Pin DIP Socket	\$1.49
7468	280 Pin DIP Socket	\$1.49
7469	284 Pin DIP Socket	\$1.49
7470	288 Pin DIP Socket	\$1.49
7471	292 Pin DIP Socket	\$1.49
7472	296 Pin DIP Socket	\$1.49
7473	300 Pin DIP Socket	\$1.49
7474	304 Pin DIP Socket	\$1.49
7475	308 Pin DIP Socket	\$1.49
7476	312 Pin DIP Socket	\$1.49
7477	316 Pin DIP Socket	\$1.49
7478	320 Pin DIP Socket	\$1.49
7479	324 Pin DIP Socket	\$1.49
7480	328 Pin DIP Socket	\$1.49
7481	332 Pin DIP Socket	\$1.49
7482	336 Pin DIP Socket	\$1.49
7483	340 Pin DIP Socket	\$1.49
7484	344 Pin DIP Socket	\$1.49
7485	348 Pin DIP Socket	\$1.49
7486	352 Pin DIP Socket	\$1.49
7487	356 Pin DIP Socket	\$1.49
7488	360 Pin DIP Socket	\$1.49
7489	364 Pin DIP Socket	\$1.49
7490	368 Pin DIP Socket	\$1.49
7491	372 Pin DIP Socket	\$1.49
7492	376 Pin DIP Socket	\$1.49
7493	380 Pin DIP Socket	\$1.49
7494	384 Pin DIP Socket	\$1.49
7495	388 Pin DIP Socket	\$1.49
7496	392 Pin DIP Socket	\$1.49
7497	396 Pin DIP Socket	\$1.49
7498	400 Pin DIP Socket	\$1.49
7499	404 Pin DIP Socket	\$1.49
7500	408 Pin DIP Socket	\$1.49

HOBBY-BLOX

THE NEW MODULAR CIRCUIT BUILDING SYSTEM
 BASIC COMPONENT STARTER PACK COMPONENTS
 Part No. 74101 \$1.99
 BASIC INTEGRATED CIRCUIT STARTER PACK
 Part No. 74102 \$1.99
 BASIC RESISTOR COMPONENT STARTER PACK
 Part No. 74103 \$1.99
 BASIC DIODE COMPONENT STARTER PACK COMPONENTS
 Part No. 74104 \$1.99
 BASIC TRANSISTOR COMPONENT STARTER PACK COMPONENTS
 Part No. 74105 \$1.99
 BASIC CAPACITOR COMPONENT STARTER PACK COMPONENTS
 Part No. 74106 \$1.99
 BASIC BATTERY COMPONENT STARTER PACK COMPONENTS
 Part No. 74107 \$1.99
 BASIC SWITCH COMPONENT STARTER PACK COMPONENTS
 Part No. 74108 \$1.99
 BASIC MOTOR COMPONENT STARTER PACK COMPONENTS
 Part No. 74109 \$1.99
 BASIC RELAY COMPONENT STARTER PACK COMPONENTS
 Part No. 74110 \$1.99
 BASIC SPEAKER COMPONENT STARTER PACK COMPONENTS
 Part No. 74111 \$1.99
 BASIC LIGHT BULB COMPONENT STARTER PACK COMPONENTS
 Part No. 74112 \$1.99
 BASIC THERMISTOR COMPONENT STARTER PACK COMPONENTS
 Part No. 74113 \$1.99
 BASIC PHOTO DIODE COMPONENT STARTER PACK COMPONENTS
 Part No. 74114 \$1.99
 BASIC PHOTO TRANSISTOR COMPONENT STARTER PACK COMPONENTS
 Part No. 74115 \$1.99
 BASIC PHOTO DIODE COMPONENT STARTER PACK COMPONENTS
 Part No. 74116 \$1.99
 BASIC PHOTO TRANSISTOR COMPONENT STARTER PACK COMPONENTS
 Part No. 74117 \$1.99
 BASIC PHOTO DIODE COMPONENT STARTER PACK COMPONENTS
 Part No. 74118 \$1.99
 BASIC PHOTO TRANSISTOR COMPONENT STARTER PACK COMPONENTS
 Part No. 74119 \$1.99
 BASIC PHOTO DIODE COMPONENT STARTER PACK COMPONENTS
 Part No. 74120 \$1.99
 BASIC PHOTO TRANSISTOR COMPONENT STARTER PACK COMPONENTS
 Part No. 74121 \$1.99
 BASIC PHOTO DIODE COMPONENT STARTER PACK COMPONENTS
 Part No. 74122 \$1.99
 BASIC PHOTO TRANSISTOR COMPONENT STARTER PACK COMPONENTS
 Part No. 74123 \$1.99
 BASIC PHOTO DIODE COMPONENT STARTER PACK COMPONENTS
 Part No. 74124 \$1.99
 BASIC PHOTO TRANSISTOR COMPONENT STARTER PACK COMPONENTS
 Part No. 74125 \$1.99
 BASIC PHOTO DIODE COMPONENT STARTER PACK COMPONENTS
 Part No. 74126 \$1.99
 BASIC PHOTO TRANSISTOR COMPONENT STARTER PACK COMPONENTS
 Part No. 74127 \$1.99
 BASIC PHOTO DIODE COMPONENT STARTER PACK COMPONENTS
 Part No. 74128 \$1.99
 BASIC PHOTO TRANSISTOR COMPONENT STARTER PACK COMPONENTS
 Part No. 74129 \$1.99
 BASIC PHOTO DIODE COMPONENT STARTER PACK COMPONENTS
 Part No. 74130 \$1.99
 BASIC PHOTO TRANSISTOR COMPONENT STARTER PACK COMPONENTS
 Part No. 74131 \$1.99
 BASIC PHOTO DIODE COMPONENT STARTER PACK COMPONENTS
 Part No. 74132 \$1.99
 BASIC PHOTO TRANSISTOR COMPONENT STARTER PACK COMPONENTS
 Part No. 74133 \$1.99
 BASIC PHOTO DIODE COMPONENT STARTER PACK COMPONENTS
 Part No. 74134 \$1.99
 BASIC PHOTO TRANSISTOR COMPONENT STARTER PACK COMPONENTS
 Part No. 74135 \$1.99
 BASIC PHOTO DIODE COMPONENT STARTER PACK COMPONENTS
 Part No. 74136 \$1.99
 BASIC PHOTO TRANSISTOR COMPONENT STARTER PACK COMPONENTS
 Part No. 74137 \$1.99
 BASIC PHOTO DIODE COMPONENT STARTER PACK COMPONENTS
 Part No. 74138 \$1.99
 BASIC PHOTO TRANSISTOR COMPONENT STARTER PACK COMPONENTS
 Part No. 74139 \$1.99
 BASIC PHOTO DIODE COMPONENT STARTER PACK COMPONENTS
 Part No. 74140 \$1.99
 BASIC PHOTO TRANSISTOR COMPONENT STARTER PACK COMPONENTS
 Part No. 74141 \$1.99
 BASIC PHOTO DIODE COMPONENT STARTER PACK COMPONENTS
 Part No. 74142 \$1.99
 BASIC PHOTO TRANSISTOR COMPONENT STARTER PACK COMPONENTS
 Part No. 74143 \$1.99
 BASIC PHOTO DIODE COMPONENT STARTER PACK COMPONENTS
 Part No. 74144 \$1.99
 BASIC PHOTO TRANSISTOR COMPONENT STARTER PACK COMPONENTS
 Part No. 74145 \$1.99
 BASIC PHOTO DIODE COMPONENT STARTER PACK COMPONENTS
 Part No. 74146 \$1.99
 BASIC PHOTO TRANSISTOR COMPONENT STARTER PACK COMPONENTS
 Part No. 74147 \$1.99
 BASIC PHOTO DIODE COMPONENT STARTER PACK COMPONENTS
 Part No. 74148 \$1.99
 BASIC PHOTO TRANSISTOR COMPONENT STARTER PACK COMPONENTS
 Part No. 74149 \$1.99
 BASIC PHOTO DIODE COMPONENT STARTER PACK COMPONENTS
 Part No. 74150 \$1.99
 BASIC PHOTO TRANSISTOR COMPONENT STARTER PACK COMPONENTS
 Part No. 74151 \$1.99
 BASIC PHOTO DIODE COMPONENT STARTER PACK COMPONENTS
 Part No. 74152 \$1.99
 BASIC PHOTO TRANSISTOR COMPONENT STARTER PACK COMPONENTS
 Part No. 74153 \$1.99
 BASIC PHOTO DIODE COMPONENT STARTER PACK COMPONENTS
 Part No. 74154 \$1.99
 BASIC PHOTO TRANSISTOR COMPONENT STARTER PACK COMPONENTS
 Part No. 74155 \$1.99
 BASIC PHOTO DIODE COMPONENT STARTER PACK COMPONENTS
 Part No. 74156 \$1.99
 BASIC PHOTO TRANSISTOR COMPONENT STARTER PACK COMPONENTS
 Part No. 74157 \$1.99
 BASIC PHOTO DIODE COMPONENT STARTER PACK COMPONENTS
 Part No. 74158 \$1.99
 BASIC PHOTO TRANSISTOR COMPONENT STARTER PACK COMPONENTS
 Part No. 74159 \$1.99
 BASIC PHOTO DIODE COMPONENT STARTER PACK COMPONENTS
 Part No. 74160 \$1.99
 BASIC PHOTO TRANSISTOR COMPONENT STARTER PACK COMPONENTS
 Part No. 74161 \$1.99
 BASIC PHOTO DIODE COMPONENT STARTER PACK COMPONENTS
 Part No. 74162 \$1.99
 BASIC PHOTO TRANSISTOR COMPONENT STARTER PACK COMPONENTS
 Part No. 74163 \$1.99
 BASIC PHOTO DIODE COMPONENT STARTER PACK COMPONENTS
 Part No. 74164 \$1.99
 BASIC PHOTO TRANSISTOR COMPONENT STARTER PACK COMPONENTS
 Part No. 74165 \$1.99
 BASIC PHOTO DIODE COMPONENT STARTER PACK COMPONENTS
 Part No. 74166 \$1.99
 BASIC PHOTO TRANSISTOR COMPONENT STARTER PACK COMPONENTS
 Part No. 74167 \$1.99
 BASIC PHOTO DIODE COMPONENT STARTER PACK COMPONENTS
 Part No. 74168 \$1.99
 BASIC PHOTO TRANSISTOR COMPONENT STARTER PACK COMPONENTS
 Part No. 74169 \$1.99
 BASIC PHOTO DIODE COMPONENT STARTER PACK COMPONENTS
 Part No. 74170 \$1.99
 BASIC PHOTO TRANSISTOR COMPONENT STARTER PACK COMPONENTS
 Part No. 74171 \$1.99
 BASIC PHOTO DIODE COMPONENT STARTER PACK COMPONENTS
 Part No. 74172 \$1.99
 BASIC PHOTO TRANSISTOR COMPONENT STARTER PACK COMPONENTS
 Part No. 74173 \$1.99
 BASIC PHOTO DIODE COMPONENT STARTER PACK COMPONENTS
 Part No. 74174 \$1.99
 BASIC PHOTO TRANSISTOR COMPONENT STARTER PACK COMPONENTS
 Part No. 74175 \$1.99
 BASIC PHOTO DIODE COMPONENT STARTER PACK COMPONENTS
 Part No. 74176 \$1.99
 BASIC PHOTO TRANSISTOR COMPONENT STARTER PACK COMPONENTS
 Part No. 74177 \$1.99
 BASIC PHOTO DIODE COMPONENT STARTER PACK COMPONENTS
 Part No. 74178 \$1.99
 BASIC PHOTO TRANSISTOR COMPONENT STARTER PACK COMPONENTS
 Part No. 74179 \$1.99
 BASIC PHOTO DIODE COMPONENT STARTER PACK COMPONENTS
 Part No. 74180 \$1.99
 BASIC PHOTO TRANSISTOR COMPONENT STARTER PACK COMPONENTS
 Part No. 74181 \$1.99
 BASIC PHOTO DIODE COMPONENT STARTER PACK COMPONENTS
 Part No. 74182 \$1.99
 BASIC PHOTO TRANSISTOR COMPONENT STARTER PACK COMPONENTS
 Part No. 74183 \$1.99
 BASIC PHOTO DIODE COMPONENT STARTER PACK COMPONENTS
 Part No. 74184 \$1.99
 BASIC PHOTO TRANSISTOR COMPONENT STARTER PACK COMPONENTS
 Part No. 74185 \$1.99
 BASIC PHOTO DIODE COMPONENT STARTER PACK COMPONENTS
 Part No. 74186 \$1.99
 BASIC PHOTO TRANSISTOR COMPONENT STARTER PACK COMPONENTS
 Part No. 74187 \$1.99
 BASIC PHOTO DIODE COMPONENT STARTER PACK COMPONENTS
 Part No. 74188 \$1.99
 BASIC PHOTO TRANSISTOR COMPONENT STARTER PACK COMPONENTS
 Part No. 74189 \$1.99
 BASIC PHOTO DIODE COMPONENT STARTER PACK COMPONENTS
 Part No. 74190 \$1.99
 BASIC PHOTO TRANSISTOR COMPONENT STARTER PACK COMPONENTS
 Part No. 74191 \$1.99
 BASIC PHOTO DIODE COMPONENT STARTER PACK COMPONENTS
 Part No. 74192 \$1.99
 BASIC PHOTO TRANSISTOR COMPONENT STARTER PACK COMPONENTS
 Part No. 74193 \$1.99
 BASIC PHOTO DIODE COMPONENT STARTER PACK COMPONENTS
 Part No. 74194 \$1.99
 BASIC PHOTO TRANSISTOR COMPONENT STARTER PACK COMPONENTS
 Part No. 74195 \$1.99
 BASIC PHOTO DIODE COMPONENT STARTER PACK COMPONENTS
 Part No. 74196 \$1.99
 BASIC PHOTO TRANSISTOR COMPONENT STARTER PACK COMPONENTS
 Part No. 74197 \$1.99
 BASIC PHOTO DIODE COMPONENT STARTER PACK COMPONENTS
 Part No. 74198 \$1.99
 BASIC PHOTO TRANSISTOR COMPONENT STARTER PACK COMPONENTS
 Part No. 74199 \$1.99
 BASIC PHOTO DIODE COMPONENT STARTER PACK COMPONENTS
 Part No. 74200 \$1.99

NEW MA1032 Clock

Digital LCD Clock Module
 • Operates from a single 1.5V Battery
 • 0.3" LCD Display
 • User adjustable 12 or 24 hour mode
 • 24 hour alarm with 90 dB control
 • Programmable 15 minute sleep timer with repeat to snooze
 • 7 melodic alarm tones
 • 100% duty cycle
 • 10 mA low battery will typically last one year
 • Minimum external parts required for bread board
 • Backlighting Display
 MA1032M LCD Clock Module only \$24.95
 MA1032C Switch for MA1032M \$2.85
 MA1032M MA1032M, MA1032C & AA battery \$28.20

TIME-TEMPERATURE PROGRAMM

Low Profile — TIN

A42Z-TI	1.24	25up	80up	100up
A14Z-TI	1.17	18	15	14
A16Z-TI	2.21	20	19	17
A18Z-TI	2.20	28	27	26
A20Z-TI	3.30	32	31	30
A22Z-TI	3.36	35	34	33
A24Z-TI	3.77	36	35	34
A26Z-TI	4.2	41	40	39
A40Z-TI	4.6	45	44	43

Standard Solderless — TIN

ABT	1.24	25up	80up	100up
A14T	1.30	18	15	14
A16T	2.36	34	33	32
A18T	2.35	37	36	35
A20T	3.44	42	41	40
A22T	3.72	41	40	39
A24T	4.2	51	50	49
A26T	4.77	77	76	75
A30T	5.2	82	81	80
A40T	1.08	107	106	105

Standard Solderless — Gold

ARG	1.24	25up	80up	100up
A14G	1.30	18	15	14
A16G	2.36	34	33	32
A18G	2.35	37	36	35
A20G	3.44	42	41	40
A22G	3.72	41	40	39
A24G	4.2	51	50	49
A26G	4.77	77	76	75
A30G	5.2	82	81	80
A40G	1.08	107	106	105

SOCKETS

WIRE WRAP Level 3



Gold

ABWG	1.24	25up	80up	100up
A10WG	1.55	54	53	52
A14WG	1.71	70	69	68
A18WG	1.77	72	71	70
A22WG	1.81	100	99	98
A26WG	1.23	122	121	120
A30WG	1.34	134	133	132
A34WG	1.43	142	141	140
A38WG	1.83	182	181	180
A42WG	1.95	194	193	192
A46WG	2.43	242	241	240

Wire Wrap — TIN

ABWT-TI	1.24	25up	80up	100up
A10WT-TI	1.41	50	49	48
A14WT-TI	1.58	58	57	56
A18WT-TI	1.62	62	61	60
A22WT-TI	1.67	88	87	86
A26WT-TI	1.91	90	89	88
A30WT-TI	1.09	108	107	106
A34WT-TI	1.29	112	111	110
A38WT-TI	1.63	162	161	160
A42WT-TI	1.89	188	187	186

74LS...Series

74LS00N	\$ 21
74LS03N	23
74LS04N	26
74LS08N	27
74LS10N	24
74LS11N	31
74LS20N	34
74LS22N	34
74LS28N	39
74LS27N	39
74LS32N	36
74LS37N	36
74LS40N	34
74LS42N	45
74LS73N	38
74LS74N	54
74LS86N	45
74LS90N	44
74LS93N	42
74LS109N	52
74LS112N	42
74LS125N	49
74LS126N	54
74LS132N	59
74LS138N	48
74LS152N	64
74LS153N	66
74LS154N	66
74LS151N	44
74LS152N	75
74LS153N	42
74LS160N	95
74LS161N	80
74LS162N	85
74LS163N	85
74LS164N	62
74LS170N	60
74LS174N	49
74LS175N	49
74LS181N	2.30
74LS190N	2.20
74LS191N	89
74LS193N	86
74LS194N	85
74LS195N	65
74LS221N	85
74LS240N	95
74LS241N	97
74LS243N	99
74LS244N	95
74LS245N	2.20
74LS251N	2.20
74LS253N	59
74LS257N	60
74LS258N	65
74LS260N	65
74LS266N	48
74LS273N	1.35
74LS299N	2.00
74LS365N	75
74LS366N	79
74LS367N	70
74LS373N	1.45
74LS374N	1.40
74LS377N	40
74LS381N	2.90
74LS490N	1.80

VOLTAGE REGULATORS

LM300H	\$ 70	LM340-12K	1.35	78L15CP	55
LM300N	1.95	LM340-15K	1.35	78L18ACP	60
LM304H	95	LM340-18K	1.35	78L18CP	55
LM304A	75	LM340-24K	1.35	78L24ACP	60
LM309H	1.45	LM350K	5.40	78L24CP	55
LM309K	1.25	LM353-5	7.50	79L03ACP	1.50
LM317H	1.70	LM353-8	7.50	79L03CP	1.00
LM317-TO220	1.60	LM353-12	7.50	79L05ACP	1.50
LM317K	2.45	LM353-15	7.50	79L05CP	1.00
LM320-5K	2.20	LM353-18	7.50	79L12ACP	1.50
LM320-6K	2.20	LM353-U	10.00	79L12CP	1.00
LM320-8K	2.20	LM723CH	50	79L15ACP	1.50
LM320-12K	2.20	LM723CN	50	79L15CP	1.00
LM320-15K	2.20	78L05ACP	55	79L18ACP	1.50
LM320-18K	2.20	78L05CP	50	79L18CP	1.00
LM320-24K	2.20	78L08ACP	60	79L24ACP	1.50
LM323K	4.70	78L08CP	55	79L24CP	1.00
LM340-5K	1.35	78L12ACP	60	MC1463G	4.90
LM340-1K	1.35	78L12CP	55	MC1466L	9.90
LM340-8K	1.35	78L15ACP	60	MC1468G	5.90
				MC1469G	4.90

★ MICROPROCESSOR CRYSTALS ★

FREQ (MHz)	CASE P/N	PRICE	FREQ (MHz)	CASE P/N	PRICE
1.00	HC33 CY1A	95.50	4.9682	HC18 CY8A	38.00
1.8432	HC33 CY1A	9.50	5.98	HC18 CY7A	4.75
2.00	HC33 CY2A	8.25	5.688	HC18 CY8B	4.00
2.4576	HC33 CY2A	8.25	5.1142	HC18 CY8C	4.00
3.2768	HC33 CY2A	8.00	8.00	HC18 CY8D	4.75
3.573	HC33 CY2A	8.00	8.144	HC18 CY8E	4.00
4.80	HC18 CY2A	8.00	11.98	HC18 CY8F	4.75
4.434	HC18 CY4C	6.00	16.00	HC18 CY12A	4.75
4.55	HC18 CY4C	6.00	14.3118	HC18 CY14A	4.75
				HC18 CY16A	8.15

FIBER OPTICS from MOTOROLA

The Link Kit

Only \$99.00

- Provides an optical link capable of x-mitting data at NRZ rate to 20 mb/s
- Allows familiarity with fiber optics while experimenting with actual circuits & systems
- Has basic design equations and examples
- Illustrates general applications of fiber optics

Kit # MF0101

SILICON GENERAL

Linear IC and Voltage Regulator Databook

214 pages \$4.50

RF TRANSISTORS

MRF314	28.91
MRF454	26.51
MRF454A	26.53
MRF455	22.34
MRF455A	22.34
MRF455B	4.05
MRF901	3.00
MRF904	3.21
MRF905	3.24
MRF903	2.44
MRF904	2.93

ANCRONA HAS INTERSIL IC's

IM6100-1PL	\$13.95	ICM7213-1PD	\$5.35	ICM7227-B1J1	14.45
IM6102-1PL	14.50	ICM7216-1PG	13.95	ICM7227-C1P1	12.40
ICM7038-ATPA	3.00	ICM7216-A1J1	32.00	ICM7227-L1J1	14.48
ICM7038-C1PA	3.00	ICM7216-B1P1	26.65	ICM7240-1JE	4.90
ICM7045	14.95	ICM7216-C1J1	26.65	ICM7241-1PA	3.40
ICL7103-ACP1	13.80	ICM7216-D1P1	21.40	ICM7242-1JA	2.05
ICL7106-CPL	15.50	ICM7217-A1P1	11.25	ICM7250-1JE	6.00
ICL7107-CPL	15.00	ICM7217-B1J1	12.40	ICM7250-1JE	5.25
ICL7111-CPL	16.70	ICM7217-C1J1	10.35	ICM7270-1PL	8.85
ICL7117-CPL	17.70	ICM7217-L1J1	12.40	ICM7555-1PA	1.20
ICM7201-1DR	2.25	ICM7218-C1J1	10.75	ICM7555-1PD	2.25
ICM7206-1PG	13.00	ICM7223-1PL	7.00	ICL7660-CPA	3.00
ICM7206-CJPE	9.15	ICM7224-1PL	11.25	ICL8038-CCJ2	4.70
ICM7207-ATPD	15.00	ICM7225-1PL	8.50	ICL8048-CCP	21.40
ICM7208-1P1	18.00	ICM7226-A1J1	32.00	ICL8089-CC2	2.60
ICM7209-1PA	3.85	ICM7226-B1PL	36.00	ICL8211-CPA	2.60
ICM7211-1PL	8.40	ICM7227-A1P1	12.40		

Motorola's Complete Opto Triac Driver

Type	mA	Volts	Price
MOC3009	16	250	\$2.20
MOC3010	8	250	2.71
MOC3011	8	250	2.86
MOC3020	15	400	3.19
MOC3021	8	400	3.53
MOC3030*	15	250	3.96
MOC3031*	8	250	5.22

*Zero Crossing

Flasher LED

Red LED and Flasher IC Chip in One Package

FRL-4403 ONLY 92¢ ea.

LED BAR GRAPH ARRAYS AND DRIVER

GL-112R3 LED Array is a red LED arranged in a 12 dot bar graph configuration. When used in combination with the IR-2406, linear level indications can be generated.

GL-112M2 LED Array same as above except dot graph is arranged as 8 green and 4 red positions.

IR-2406 LED Driver is an integrated circuit LED driver with 12 outputs. Each successive output turns the LED's on in steps equal to:

$V_{ref}(Max.) - V_{ref}(Min.)/13$

OEM Prices

GL-112R3 \$4.80
GL-112M2 \$4.80
IR-2406 \$4.80

The Bright TWO-COLOR LED

Both Red-orange and Green LEDs in the same package. Color mixing can be accomplished due to separate anodes.

ED95

1-24 \$1.80
25 up \$1.40
100 up \$1.10

Z-80 SERIES

2.5 MHz

Z-80-CPU	\$ 8.95
Z-80-CPU	6.50
Z-80-PIO	8.50
Z-80-DART	15.45
Z-80-DART-9	13.50
Z-80-SIO-0	24.40
Z-80-SIO-9	18.20
Z-80-DMA	20.10

4.0 MHz

Z-80A-CPU	\$ 9.95
Z-80A-CTC	7.95
Z-80A-PI0	7.95
Z-80A-DART	18.55
Z-80A-DART-9	15.55
Z-80A-SIO-0	30.50
Z-80A-SIO-9	23.40
Z-80A-DMA	24.90

6800 SERIES

MC6800P	\$ 5.90
MC6801L1	65.84
MC6802P	11.50
MC6805U2P2	30.72
MC6806P	13.90
MC6809P	36.50
MC6821P	3.46
MC6828P	9.90
MC6840P	12.22
MC6843P	45.39
MC6844P	45.39
MC6845P	22.00
MC6846P1	39.90
MC6846P3	66.50
MC6847P	15.06
MC6850P	3.40
MC6852P	3.50
MC6854P	32.26
MC6859L	277.90

6802 SERIES

MC6820P	10.80
MC6822P	11.80
MC6825P	6.90
MC6826P	9.70
MC6827P	9.70
MC6828P	6.13
MC6829P	2.72
MC6830P	2.72
MC6831P	2.72
MC6832P	2.72
MC6833P	2.72
MC6834P	2.72
MC6835P	2.72
MC6836P	2.72
MC6837P	2.72
MC6838P	2.72
MC6839P	2.72
MC6840P	2.72
MC6841P	2.72
MC6842P	2.72
MC6843P	2.72
MC6844P	2.72
MC6845P	2.72
MC6846P	2.72
MC6847P	2.72
MC6848P	2.72
MC6849P	2.72
MC6850P	2.72
MC6851P	2.72
MC6852P	2.72
MC6853P	2.72
MC6854P	2.72
MC6855P	2.72
MC6856P	2.72
MC6857P	2.72
MC6858P	2.72
MC6859P	2.72

★ 10% ★ DISCOUNT COUPON

Bring this COUPON into one of our stores or mail to our Mail Order address shown below and receive a **10% DISCOUNT** on purchases from this page of \$50.00 or more. Offer EXPIRES on April 30, 1981.

NAME _____

ADDRESS _____

CITY _____ STATE _____

ZIP _____ PHONE NO. _____

Coupons accepted only with full name and address filled in

ANCRONA IS BETTER

	1-10	10 up	100 up
2114L3	\$ 3.90	\$ 3.20	\$ 3.00
4116 (20ns)	3.90	3.20	3.00
2708	5.90	5.30	5.00
2716 (5V)	9.90	9.30	9.00
2732 (45ns)	24.90	23.90	22.90
2732 (35ns)	26.90	25.90	24.90

Our Very Special 64K Dynamic RAM

HM4864 \$65.00 \$63.00 \$59.00

ANCRONA

Stocks Only FIRST QUALITY!

ANCRONA HAS MOTOROLA IC's

BFR90	\$1.88	MC1309P	\$2.85	MC1458CL	\$1.44	MC4016P	\$5.52
BFR91	2.42	MC1310P	2.88	MC1458CP1	1.87	MC4024P	5.75
CA3054	1.54	MC1330A1P	1.60	MC1458P1	1.59	MC4026P	3.48
CA3059	3.34	MC1349P	1.72	MC1458P1S	1.26	MC4044P	5.75
CA3075	2.23	MC1350P	1.16	MC1469G	4.24	MC4316L	16.72
MB0101	7.73	MC1351P	1.73	MC1469R	15.90	MC4317L	38.38
MB0102	2.88	MC1352P	2.01	MC1488L	1.51	MC8311P	2.60
MB0201	1.03	MC1355P	2.10	MC1488AL	1.48	MC8918P	2.73
MB0501	1.57	MC1357P	1.55	MC1488L	1.48	MC10104P	92
MC663P	3.20	MC1358P	1.50	MC1489P	1.39	MC10109L	1.24
MC664P	3.40	MC1359P	2.01	MC1494L	0.64	MC10215L	1.88
MC665P	1.91	MC1372P					

TECHNICIANS WHO USED TO BUY THE BIG NAMES NOW BUY THE BIG NAME IN LOW PRICES.

ERS 152	\$1.20
ERS 154	\$1.80
ERS 165	\$3.35
ERS 180	\$4.40
ERS 195A	\$2.00



ERS 236	\$2.30
ERS 238	\$4.35
ERS 291	\$1.30
ERS 703A	\$1.35
ERS 712	\$2.25

Smart technicians who want Exact Replacement Semiconductors with prices that let them in on the profits are turning to ERS. A new and comprehensive series of guaranteed quality semi's directly distributed by MCM. ERS prices are lower because MCM cuts out the expensive middleman, and most parts are sent right to you United Parcel within 24-hours of

your call on the toll-free hotline. And ERS quality is backed by a replacement or money-back guarantee.

Let yourself in on the profits. Order ERS directly from MCM today, or call and ask for our complete ERS replacement parts list.

Distributed directly by MCM. Call Toll-Free Number for immediate UPS delivery.

1-800-543-4330
National Watts



1-800-762-4315
Ohio Watts

CIRCLE 28 ON FREE INFORMATION CARD

BULLET ELECTRONICS

P.O. BOX 401244R
GARLAND, TX. 75040
214 · 278-3553

Sound Effects Kit \$18.50



The SE-01 is a complete kit that contains all the parts to build a programmable sound effects generator. Designed around the new Texas Instruments SN76477 Sound Chip, the board provides banks of MINI DIP switches and pots to program the various combinations of the SLF Oscillator, VCO, Noise, One Shot, and Envelope Controls. A Quad Op Amp IC is used to implement an Adjustable Pulse Generator, Level Comparator and Multiplex Oscillator for even more versatility. The 3 1/2" x 5 1/2" PC Board features a prototype area to allow for user added circuitry. Easily programmed to duplicate Explosions, Phaser Guns, Steam Trains, or almost an infinite number of other sounds. The unit has a multiple of applications. The low price includes all parts,

assembly manual, programming charts, and detailed 76477 chip specifications. It runs on a 9V battery (not included). On board 100mW amp will drive a small speaker directly, or the unit can be connected to your stereo with incredible results! (Speaker not included). 76477 is included. Available separately for \$3.15 each.

BANKRUPT Game Manufacturer Dumps Computer Backgammon Game

The Engineers designed this one too good, making it too costly to be competitive. Result... Chapter XI. We bought all the parts and can offer the unit as a kit for over 60% off retail!

You get:
Double sided glass PC Board
Powerful 8035 Micro Processor Chip
Two 2716 style mask ROMS
RAM Chips, LED readouts, Keyboard, Instructions, AC Plug transformer



\$39.95
Includes Case Does not include player pieces

8035 and program ROMS only with schematics. \$12.00

7 Watt Audio Amp Kit \$5.95

SMALL, SINGLE HYBRID IC AND COMPONENTS FIT ON A 3" x 3" PC BOARD (INCLUDED). RUNS ON 12VDC GREAT FOR ANY PROJECT THAT NEEDS AN INEXPENSIVE AMP. LESS THAN 3% THD @ 5 WATTS. COMPATIBLE WITH SE-01 SOUND KIT.

Overvoltage Protection Kit \$6.95

Protect your expensive equipment from overvoltage conditions. Every computer should have one! Works with any fused DC power source from 10 to 20 volts up to 25 amps.

Super Value Power Transformer

Well made, open frame transformer with mounting ears. Build a +5 and +12 supply with inexpensive parts. Free schematics of several designs. Primary 117VAC. SEC #1 15VAC @ .5A SEC #2 15 VAC @ .5A SEC #3 8VAC @ 2.5A.

SPECIAL BONUS: Order 2 Get free 723 voltage regulator ICI
\$2.95 Each

* NO C.O.D.'s
* SEND CHECK M.O. OR CHARGE CARD NO.
* PHONE ORDERS ACCEPTED ON VISA AND MASTERCARD ONLY.
* ADD 5% FOR SHIPPING
* TX. RES. ADD 5% STATE SALES TAX
* FOREIGN ORDERS ADD 10% (EXCEPT CANADA) (20% AIRMAIL) U.S. FUNDS ONLY.
(214) 278-3553

The Greatest Breakthrough In Electronic Music Ever!

New! The Super Music Maker REVISION 2 \$24.95 (Basic Kit)



Does not include speaker switches or 2708 ROM

Now you can play hundreds of songs using the Bullet Super Music Maker. The unit features a single factory programmed microprocessor IC that comes with 20 pre-programmed short tunes. By adding the additional PROMS (2708's) the system can be expanded to play up to 1000 notes per PROM. Just think... a compact electronic instrument that will play dozens, hundreds or even thousands of selections of music. The kit comes with all electronic components (less the PROM), and a drilled, plated and screened PC Board which measures 4" x 4 1/2". The 7 watt amplifier section is on the same PC board and drives an 8 ohm speaker (not included), from a whisper to ear splitting volume. Since the unit works on 12 VDC or 12 VAC*, vehicle or portable operation is possible. What do you get for \$24.95? Everything but a speaker, transformer, case, switches, and PROM. Additional 2708 albums containing popular tunes are available for \$15.00 each or you can program your own PROMS using information provided with the kit instructions. Lists of available PROM albums are available on request. (Note: Unit plays electronic music one note at a time, it is not possible to play chords or a melody with harmony simultaneously.)
* Envelope control gives decay to notes.
* "Next tune" feature allows sequential playing of all songs.
* On board inverter allows single voltage (+12) operation.

OPTIONAL ACCESSORIES

DIP Switches	One 8 pos., One 5 pos. (Can be directly soldered to PC Bd. to access tunes)	2.00/Set
Rotary Switches	Two 5 position (For remote wiring to PC Bd. to access tunes)	2.50/Set
Attractive Black Plastic Case		6.50
Wallplug Transformer	(For operation on 117VAC house voltage)	3.00

New! Special Purchase

2N3055 115W NPN POWER TRANSISTOR TO-3
Most popular transistor for power supplies, audio amps, switching, etc.
Limit 20 per customer **50¢ Each**

PARTS

1N5350	13V 5W Zener	.25
1N5360	25V 5W Zener	.20
4M25.2	5.2V 400mW Zener	.08
1N3890	100V 12A High Speed Diode	1.38
40430	400V 6A Triac TO-66	.75
CD4046	PLL CMOS	.99
LM339/3302	Quad Comparator	.99
MPS A20	NPN Gen Pur TO-92	8/1.00
28C1849	High Frequency NPN TO-92	6/1.00
CD4511	BCD to 7 Seg Decoder/Latch	.85
CD4026	Decade Counter w/7 Seg Out	1.80
CD4016	Quad Analog Switch	.50

SATISFACTION GUARANTEED ON ALL PARTS AND KITS. EXAMINE FOR 10 DAYS IF NOT PLEASED RETURN IN ORIGINAL FORM FOR REFUND. INSURE FOR AMOUNT IF PRODUCT VALUE IS OVER \$10.

HICKOK

DIGITAL MULTIMETERS



LX-303 \$79.95
LX-304 \$89.95



Dual Trace Oscilloscope

HITACHI 30 MHz

- TV sync-separator circuit
- High-sensitivity 1mV/div (5MHz)
- Sweep-time magnifier (10 times)
- Z-axis input (Intensity modulation)
- Signal delay line
- X-Y operation
- Trace Rotation

Model V302B
\$995



DMM + VARI-PITCH + LOGI-TRAK =
MX-333
\$235



AP PRODUCTS

Metallized Polyester Capacitors
923101... \$ 79.95
923102... 124.95
923103... 124.95

Series 160 MINIBOX SAMPLER \$26.00



MARK IV LED POWER LEVEL INDICATOR

70 pins
KIT \$31.50

- Display Range -36dB to +5dB
- Floating or Gradual Output Indicating
- Kit includes transistors, leds, capacitors, resistors, PC Board, and silk screened metal front panel



THE NEW NLS TECHNOLOGY TOUCH/TEST 20

TOUCH/TEST 20 comes complete with test leads, temperature probe, component test adaptor, batteries and charger unit. Order yours TODAY!

ORDER NO. PRICE
NLS-TT20 LEATHER \$435
NLS-TT20B CARRYING \$467
NLS-41-140 CASE 45



Intersil LED or LCD 3 1/2 DIGIT PANEL METER KITS

BUILD A WORKING DPM IN 1/2 HOUR WITH THESE COMPLETE EVALUATION KITS

Test these new parts for yourself with Intersil's low cost prototyping kits, complete with A/D converter and LCD display (7106) or LED display (7107). Kits provide all materials, incl. PC board, for a functioning panel meter.

ICL7106VF (LCD) ... \$34.45 ICL7107VF (LED) ... \$28.70



SD SYSTEMS Z-80 STARTER SYSTEM

The Z80 Starter Kit by SD Systems uses the powerful Z80 microprocessor as the heart of the complete micro-computer on a single board. Learn a step-by-step introduction to micro-computers with a keyboard and display, audio cassette interface, PROM programmer, wire-wrap expansion area, 4-channel Counter Timer and on Board RAM and PROM. Complete Operation and Instruction Manual included. ZBUG Monitor in ROM.

27004 kit \$399 38007 assem/T.. \$531



commodore

Professional Keyboard Kits!

Models 753 & 756 ASCII Keyboard Kits For Hobby or OEM Microprocessor Users

- Full 128 Character ASCII (756) • 53 Keys, popular ASR-33 format (753) • Rugged G-10 P.C. Board • Tri-mode MOS encoding • Two-Key Rollover • MOS/TTL/DTL Compatible outputs • Shift and Alpha Lock(756) • Level and Pulse Strobes(756) • Custom Keycaps • 2 User Definable Keys(753) • Selectable Parity • Low Bounce Keyswitches • And Much More!!!

753K 53 Key phone style keyboard-Kit... \$65.95
753A Same as above assembled... \$79.95
756K 56 Key Full ASCII keyboard kit... \$69.95
756A Same as above assembled... \$82.95
701 Plastic enclosure for 753/756... \$15.00
702 Steel enclosure for 753/756... \$29.95
753MF Mounting Frame for 753... \$6.95
756MF Mounting Frame for 756... \$6.95



CARBON FILM RESISTORS

FULL LEAD • HIGH QUALITY • 5% TOL

10	33	100	330	1.0K	3.3K	10K	33K	100K	330K	1.0M	3.3M
11	36	110	360	1.1K	3.6K	11K	36K	110K	360K	1.1M	3.6M
12	39	120	390	1.2K	3.9K	12K	39K	120K	390K	1.2M	3.9M
13	43	130	430	1.3K	4.3K	13K	43K	130K	430K	1.3M	4.3M
15	47	150	470	1.5K	4.7K	15K	47K	150K	470K	1.5M	4.7M
16	51	160	510	1.6K	5.1K	16K	51K	160K	510K	1.6M	5.1M
18	56	180	560	1.8K	5.6K	18K	56K	180K	560K	1.8M	5.6M
20	62	200	620	2.0K	6.2K	20K	62K	200K	620K	2.0M	6.2M
22	68	220	680	2.2K	6.8K	22K	68K	220K	680K	2.2M	6.8M
24	75	240	750	2.4K	7.5K	24K	75K	240K	750K	2.4M	7.5M
27	82	270	820	2.7K	8.2K	27K	82K	270K	820K	2.7M	8.2M
30	91	300	910	3.0K	9.1K	30K	91K	300K	910K	3.0M	10.0M

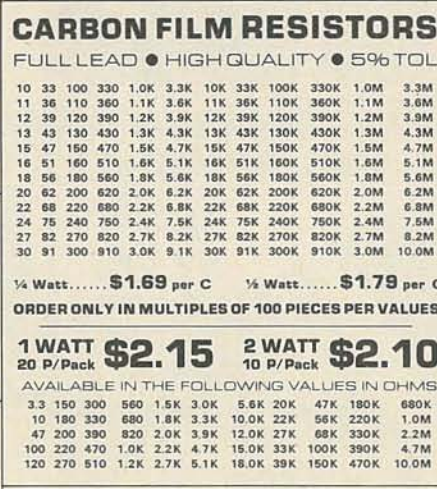
1/4 Watt..... \$1.69 per C 1/2 Watt..... \$1.79 per C

ORDER ONLY IN MULTIPLES OF 100 PIECES PER VALUES

1 WATT \$2.15 2 WATT \$2.10
20 P/Pack 10 P/Pack

AVAILABLE IN THE FOLLOWING VALUES IN OHMS

3.3	150	300	560	1.5K	3.0K	5.6K	20K	47K	150K	600K
10	180	330	680	1.8K	3.3K	10.0K	22K	56K	220K	1.0M
47	200	390	820	2.0K	3.9K	12.0K	27K	68K	330K	2.2M
100	220	470	1.0K	2.2K	4.7K	15.0K	33K	100K	390K	4.7M
120	270	510	1.2K	2.7K	5.1K	16.0K	39K	150K	470K	10.0M



3 1/2-Digit, LCD-Display DIGITAL MULTIMETER

- HANDY — easy to hold, to carry, to use, to read.
- ACCURATE — basic 0.1% DC accuracy.
- TOUGH — built to take rough everyday field usage and electrical overload... yet maintain its calibration
- VERSATILE — big, clear, high contrast 3 1/2-digit LCD display, readable anywhere... a full 0.5" high.
- PORTABLE — Palm-sized, lightweight, operates up to 200 hours on a single 9V transistor alkaline battery.
- EXPANDABLE — uses standard DMM accessories to extend ranges even further.

MODEL 935 \$175.00



XR2206KB FUNCTION GENERATOR KIT

OPERATES ON EITHER:
SINGLE 12V ±6V SPLIT SUPPLY

INCLUDES ALL PARTS TO BE MOUNTED ON PC BOARD

Only... \$19.95
POWER SUPPLY NOT INCLUDED

★ 10% ★ DISCOUNT COUPON

Bring this **COUPON** into one of our stores or mail to our Mail Order address shown below and receive a **10% DISCOUNT** on purchases from this page of \$50.00 or more. Offer **EXPIRES on April 30, 1981**

NAME _____
ADDRESS _____
CITY _____ STATE _____
ZIP _____ PHONE NO. _____

Coupons accepted only with full name and address filled in.

PORTABLE thandar OSCILLOSCOPE

Model SC110 Only \$369

- DC—10MHz
- 2" Diagonal CRT
- SMALL SIZE (10" x 5.8" x 2")
- ULTRA LOW POWER CONSUMPTION
- LIGHT WEIGHT (2 lbs)
- AUTOMATIC CIRCUIT POWER DOWN FOR UNUSED SECTIONS

HIGH QUALITY CARBON FILM RESISTOR KITS

1/4 Watt — 5% Tolerance

EACH SET CONTAINS 840 RESISTORS

20 each of the following values (in ohms)

1.00 100 1000 1.0K 10K 100K 1.0M
1.50 150 1500 1.5K 15K 150K 1.5M
2.20 220 2200 2.2K 22K 220K 2.2M
3.30 330 3300 3.3K 33K 330K 3.3M
4.70 470 4700 4.7K 47K 470K 4.7M
6.80 680 6800 6.8K 68K 680K 6.8M

RS-14-25 Complete w/Storage Bin*24.90

NEW 30 MEGAHERTZ PORTABLE, DUAL TRACE MINI-SCOPE

MS-230 Dual Trace \$649.00
MS-215 Dual Trace \$497.00
MS-15 Single Trace \$389.00

with rechargeable batteries and charger

OPTIONS

MS-230 3.5 lbs (2.8" x 4.6" x 5.5" D)	41-140 Leather Case (MS-15/215)	\$45.00
MS-15/215 3 lbs (2.7" x 4.6" x 5.5" D)	41-141 10 to 1 Probe (10 megohm input)	\$30.00
41-180	Leather Case (MS-230)	\$45.00

EXAR

XR-082CP	1.24	25up100up	XR-2203CP	1.18	94	79
XR-083CP	5	1.23 5 1.11 5 93	XR-2204CP	1.18	94	79
XR-084CP	1.99	1.59 1.33	XR-2206CP	4.22	3.38	2.81
XR-084CP	1.74	1.40 1.16	XR-2207CP	3.28	2.63	2.19
XR-085CP	1.74	1.40 1.16	XR-2208CP	2.79	2.23	1.86
XR-086CP	1.74	1.40 1.16	XR-2209CP	2.63	2.10	1.75
XR-246P	2.61	2.09 1.74	XR-2211CP	4.93	3.94	3.29
XR-348CP	1.95	1.55 1.30	XR-2212CP	4.31	3.45	2.88
XR-346-2CP	1.95	1.55 1.30	XR-2216CP	3.21	2.57	2.14
XR-205CN	6.00	4.80 4.00	XR-2228CP	2.79	2.23	1.86
XR-210CN	4.22	3.38 2.81	XR-2240CP	1.99	1.59	1.33
XR-215CN	4.22	3.38 2.81	XR-2276CP	1.99	1.59	1.33
XR-C240	10.22	8.18 6.81	XR-2284CP	3.65	2.93	2.44
XR-C262	9.28	7.43 6.19	XR-2288CP	6.72	6.98	6.81
XR-C277	8.06	6.45 5.38	XR-2524P	4.03	3.22	2.69
XR-320P	1.39	1.11 93	XR-2566CP	2.14	1.71	1.43
XR-555CP	64	51 43	XR-2567CP	1.88	1.50	1.25
XR-1555CP	1.11	89 74	XR-3403CP	1.20	96	80
XR-656CP	96	77 64	XR-3524CP	3.11	2.49	2.07
XR-1556CP	1.89	1.51 1.26	XR-4136CP	1.24	99	83
XR-558CP	2.01	1.61 1.34	XR-4151CP	1.29	1.03	86
XR-559CP	2.01	1.61 1.34	XR-4195CP	1.37	1.10	91
XR-567CP	1.18	94 79	XR-4212CP	1.28	1.02	85
XR-1567CP	1.13	90 75	XR-4558CP	7.79	6.33	5.3
XR-1458CP	84	67 56	XR-4741CP	1.29	1.03	86
XR-1488CP	2.97	2.06 1.71	XR-5533P	2.42	1.94	1.61
XR-1488P	1.09	87 73	XR-5533AP	3.13	2.50	2.09
XR-1489AP	1.09	87 73	XR-5534CP	1.99	1.59	1.33
XR-1524M	19.93	11.14 9.29	XR-5534AP	2.54	2.11	1.76
XR-1568M	3.35	2.69 2.24	XR-6118P	2.25	1.80	1.50
XR-2200CP	1.18	94 79	XR-6128P	2.25	1.80	1.50
XR-2201CP	1.18	94 79	XR-8038CP	3.75	3.00	2.50
XR-2202CP	1.18	94 79	XR-1360CP	1.82	1.46	1.21

ANCRONA

STORES DO NOT ACCEPT MAIL ORDERS

MAIL ORDER

P.O. BOX 2208R CULVER CITY, CA 90230

PHONE ORDERS (213) 641-0664

Minimum Order \$10.00. Add \$2.00 to cover postage and handling. Master Charge and VISA welcome. Please include your charge card number, interbank number and expiration date. Some items are subject to prior sale. Not responsible for types. Store pricing may vary from Mail Order pricing. We reserve the right to substitute manufacturer.

POWER SUPPLY

5 Volt 3 Amp APS 5-3

1-9 ... \$37.25
10 up ... \$35.55
25 up ... \$34.04

XR2206KB FUNCTION GENERATOR KIT

OPERATES ON EITHER:
SINGLE 12V ±6V SPLIT SUPPLY

INCLUDES ALL PARTS TO BE MOUNTED ON PC BOARD

Only... \$19.95
POWER SUPPLY NOT INCLUDED

VISIT A STORE NEAR YOU TODAY - We stock a large selection of Technical Books, Discrete Components, Integrated Circuits, Test Equipment and Electronic Supplies.

ATLANTA 3330 Piedmont Rd. N.E. Atlanta, GA 30305 (404) 261-7100	CULVER CITY 11080 Jefferson Blvd. Culver City, CA 90230 (213) 390-3595	HOUSTON 2649 Richmond Houston, TX 77098 (713) 529-3489	PORTLAND 1125 N.E. 82nd Ave. Portland, OR 97220 (503) 254-5541	SANTA ANA 1300 E. Edinger Ave. Santa Ana, CA 92705 (714) 547-8424	SUNNYVALE 1054 E. El Camino Real Sunnyvale, CA 94087 (408) 243-4121	TUCSON 4518 E. Broadway Tucson, AZ 85711 (602) 881-2348
---	--	--	--	---	---	---

CIRCLE 17 ON FREE INFORMATION CARD

Parts by the Strip

3 FEET
Approx 180 Parts
\$1

9 feet \$2.50

cadmium sulfide PHOTOCELL

1-3112
49c

1-6200 6A
200V
99c
Bridge Rectifiers

super sale on
MEMORY

4116 300 NS **8¢/29**
2716 300 NS **10¢95**
21141 300 NS **13¢95**
1103 1A **99c**

molex pins

16 STRIPS
102 PINS
99c

SLIDE SWITCH

TOP QUALITY
UL LISTED

STOCK NO.	CONTACT	PRICE
B-3020	SPST MOMENTARY	12/\$1
B-3030	SPST	10/\$1
B-3040	DPST	5/\$1
B-3130	DPDT	6/\$1

ALL SWITCHES HAVE 1/8" BTWN MTG CENTERS EXCEPT B-3040 HAS 1" MFG BY UID

39c

10/3⁰
100/5²⁹
0.1n 5w
RESISTORS

4/\$1

NE 516 A HI-GAIN OP-AMP

DIFFERENTIAL INPUT AND OUTPUT, VOLTAGE GAIN OF 5,000, 14 PIN DIP

ADAPTERS & Transformers

ADAPTERS
T-0713 7.5VDC 150 MA **\$1.99**
T-1040 7.5VDC 300MA **\$2.39**

TRANSFORMERS
T-0917 2 SECONDARIES 24VCT 80V **\$2.50**
T-2390 18V 500 MA **\$1.95**
T-3001 12V 1/2 AMP **\$1.95**
T-6193 6.3V 1/2 AMP **\$1.95**

JUMBO LEDS

yellow
red green
YOUR CHOICE **6/\$1.**

INUTS!

4-40 or 6-32
1/2 LB OVER 300 PCS
only 99c

Digital Panel Meter on-a-chip

7107 led or 7106 led
YOUR CHOICE

40 PIN GOLD W/W SOCKET

\$1.19 EACH

Etchant Ammonium Persulfate

FAST & EASY TO USE JUST ADD 1 LB WATER (makes 2 gal)

\$1.95

Dipswitches

MFG BY CTS TOP QUALITY

POSITIONS	PRICE
4 B-7004	\$1.10
6 B-7006	\$1.20
7 B-7007	\$1.40
8 B-7008	\$1.50

ROCKER SWITCH

STOCK NO.	CONTACT	ROCKER	PRICE
B-2410	DPDT	BLACK	6/1
B-2420	DPDT	RED LIGHTED	4/1
B-2430	SPDT	BLUE	5/1
B-2440	SPDT	CHROME	4/1
B-2450	SPDT	YELLOW LIGHTED	5/1

ALL SWITCHES HAVE 1-3/8" BTWN MTG CENTERS, EXCEPT B-2410 WITH 1-5/8" ALL UL LISTED

CLOCK module

LED DISPLAYS TIME/DATE OR TIME/CB CHAN. RES. 7-10 V. READY-TO-RUN

\$4.50

solid carbide pc drill bits

.059" **\$1.50** EACH
D-0590

AC Chassis receptacles

STOCK UP! 5/\$1
100/\$15
1000/\$100

Panel Mt. Air Variable DUAL

0-50P, 0-100P
SILVER & CERAMIC

99c EA
10/98 100/95

MORE GOODIES FROM DIAMONDBACK ELECTRONICS COMPANY

PO BOX 12095
SANASOTA, FL 33578

PHONE ORDERS 813-953-2829

PLEASE INCLUDE SUFFICIENT POSTAGE
FLORIDA RESIDENTS ADD 4% SALES TAX
minimum order \$5.

COD, VISA & MASTERCARD WELCOME
FREE CATALOG

LONG PLAY 10 HOUR TAPE RECORDER

Top quality AC-DC cassette recorder, modified to provide 5 continuous hours of recording and playback of true fidelity, distortion-free sound on each side of cassette for a total of 10 hours. Unit has many special built-in features. TDK D-C180 cassette supplied.

ONLY \$125.00*

PHONE RECORDING ADAPTER

Record incoming and outgoing calls automatically with this all solid state unit connected to your telephone jack and tape recorder. Starts recording when phone is lifted. Stops when you hang up, making a permanent record. Easily installed. No monthly charges.

\$24.50*

VOX VOICE ACTIVATED CONTROL SWITCH

Solid state. Self contained. Excellent adjustable sensitivity. Voices or other sounds activate and control recorder. Uses recorder mike or remote mike.

2 1/4 x 1 3/4 x 3/4" **\$24.95***

Phone call Adapter \$24.50*, VOX \$24.95*, (* plus \$1.00 ea. shipping & handling), 10 hr. Recorder \$125.00* (* plus \$4.00 shipping & handling). California residents add tax. Mail Order, VISA, M/C, cod's okay, quantity discounts available. Money back guar. Free data.

AMC SALES, Dept. 19 9335 Lubec St., Box 928
Dewney, CA 90241, Phone (213) 869-8519

CIRCLE 2 ON FREE INFORMATION CARD

CIRCLE 6 ON FREE INFORMATION CARD

apple II plus
With 48K of memory!
\$1199

With the purchase of the APPLE II select from the below! SPECIAL PRICING!

Basic Printer \$599
Disk II w/cont... 585
Disk II... 475
Ser. Printer Cd... 179
SuprMod... 23
3way I/O Select... 32
Video I/O 12"... 119
Firmware Card... 199
UHF to RCA Cable... 5

apple II / apple II plus
With 64K of memory!
\$1389

APPLE INTERFACE CARDS

CENTRONICS PRINTER COMMUNICATIONS 128 129
DISH II CONTROLLER 4-aa-1.3 149
INTEGR BASIC PERIPHERALS 195
SOFTWARE PERIPHERALS 195
PARALLEL LANGUAGE PACKAGE 499
PARALLEL PRINTER 173
PHOTOGRAPHY/Hobby 91

video 100

apple clock/calendar
\$124.95

Seconds, minutes, hours, day-of-week month, date, & year.
On D-cell batteries with one year life.
Uses MSM5832-crystal controlled.
California Computer Systems

HEATHKIT® COMPUTER OWNERS WE HAVE

H47 COMPATIBLE DISK OPERATING SYSTEM
8" Dual Sided, Double Density
Intelligent MASTER/SLAVE

BY REMEX
FULLY ASSEMBLED AND TESTED!
\$2450.00

Leodex Corp
\$397.00 MONITOR 13"

74LS00	26	74LS155	115
74LS02	26	74LS158	75
74LS03	26	74LS160	95
74LS04	26	74LS161	85
74LS08	28	74LS162	95
74LS09	26	74LS163	160
74LS10	26	74LS164	65
74LS20	26	74LS165	65
74LS21	28	74LS170	175
74LS22	26	74LS174	75
74LS26	49	74LS175	75
74LS27	26	74LS190	75
74LS30	28	74LS193	95
74LS32	32	74LS195	95
74LS38	32	74LS196	95
74LS42	65	74LS221	140
74LS48	78	74LS240	165
74LS51	25	74LS241	165
74LS54	35	74LS243	145
74LS74	38	74LS244	145
74LS75	60	74LS245	2.25
74LS83	44	74LS253	95
74LS85	95	74LS257	95
74LS86	95	74LS258	95
74LS90	69	74LS259	2.85
74LS93	69	74LS279	44
74LS107	45	74LS283	100
74LS112	38	74LS293	185
74LS113	48	74LS298	120
74LS122	48	74LS366	95
74LS123	95	74LS367	55
74LS126	69	74LS368	55
74LS138	69	74LS373	139
74LS151	44	74LS374	139
74LS153	44	74LS396	65

APPLE EXPANSION KIT
16K Memory Add-On

MEMORY ADD-ON KIT INCLUDES INSTRUCTIONS

\$39.00

video 100

\$125

Leodex Corp

MISCELLANEOUS

8038C	2.65
NE555V	.27
7905	
7908	
7915	
7918	
LM339N	1.75
NE585N	1.25
MC1458P	.50
IS410 SCR	.95
IT410 TRIAC	.95
2114 200ns	3.50
2114L 300ns	3.75
2114L 200ns	4.25
4116 300ns	4.95
4116 200ns	5.45

CONCORD COMPUTER COMPONENTS

1971 SOUTH STATE COLLEGE
ANAHEIM, CALIF. 92806

VISA MASTERCARD
CHECK OR M.O.
NO COD
CAL RES ADD 6%

MINIMUM ORDER \$10.00
ADD \$1.50 FOR FRT ON
ORDERS UNDER \$50
9% IF OVER \$50

(714)937-0637

SN7400N	20	SN7440N	22	SN74141N	.69
SN7402N	22	SN7442N	57	SN74151N	.65
SN7404N	22	SN7443N	78	SN74153N	.65
SN7408N	24	SN7445N	78	SN74154N	1.25
SN7410N	22	SN7451N	20	SN74155N	.80
SN7412N	28	SN7454N	20	SN74157N	.69
SN7413N	35	SN7474N	32	SN74160N	.95
SN7414N	49	SN7475N	32	SN74161N	.65
SN7416N	29	SN7482N	1.05	SN74163N	.85
SN7417N	29	SN7492N	.50	SN74164N	.87
SN7423N	28	SN7493N	.48	SN74165N	.87
SN7425N	25	SN7495N	.60	SN74174N	.95
SN7430N	23	SN7496N	.70	SN74175N	.69
SN7437N	29	SN74122N	.39	SN74180N	.75
SN7438N	24	SN74136N	.95	SN74181N	1.15

MSM5832 MICROPROCESSOR REAL-TIME CLOCK

\$745

The MSM5832 is a monolithic metal gate CMOS integrated circuit that functions as a real time clock. Calendar for use in bus oriented microprocessor applications. On-chip 32 768 Hz crystal controlled oscillator time base is counted down to provide addressable 4 bit D data of SECONDS, MINUTES, HOURS, DAY OF WEEK, DATE, MONTH, and YEAR. Data access is controlled by 4 bit address. chip select, read, write and hold inputs. Other functions include 12H/24H format selection, leap year identification and manual 30 second correction.

TRIS 80 16K Memory Add-On
\$4395

KIT CONTAINS SWITCHES AND DETAILED INSTRUCTIONS

SOROC TECHNOLOGY, INC

10120 \$689

No "Glitches", Surges Or Interference

THE IMPACT TURNS AN ORDINARY OUTLET INTO A CONTROLLED FILTERED POWER SOURCE FOR UP TO EIGHT DEVICES

\$8790

DATA PRECISION

A DIVISION OF ANALOGIC CORPORATION

MODEL DESCRIPTION	PRICE
175 3 1/2 Digit Portable D.M.M.	\$219.00
245 4 1/2 Digit Portable D.M.M.	385.00
248 4 1/2 Digit Portable True RMS D.M.M.	385.00



100-Hour Mini-Portable 4 1/2-Digit LCD Multimeter

- 25 Ranges, including five each AC and DC, both voltage and current, plus five resistance ranges!
- Sensitivities of 10µV, 10nA, 100mΩ, and maximum readings of 100 volts (500 AC), 2A, 20 megohms! • Basic accuracy of ±0.03%, supported by lab-grade T.C. — typically, ±(0.003% rdg. + 0.001% rmg./°C)
- Rechargeable 100-hour battery portability, plus line operation (while charging) • Big, clear, high-contrast 0.43" high LCD readout, readable anywhere you can see to work... including bright sunlight!

MODEL 255 \$295.00

258 4 1/2 Digit Portable True RMS D.M.M.	385.00
585 8 Digit Portable 250MHz Frequency Counter	395.00



3 1/2 Digit - LCD Display DIGITAL MULTIMETER

- Unique Audible "Eyes-Off" multi-testing • Fast testing without taking your eyes off the circuit you're probing • Continuity Test works on three lowest resistance ranges • Repetitive Alarm warns of AC overload or accidental applications of AC voltage to OHMS input • Single-tone alarm on negative DC overvoltage • Also tests logic levels — logic transistors — relay or switch opening and closing — diode and transistor junctions — event occurrences.

MODEL 936 \$190.00

Capacitance Meter

- Easy to use - plug in capacitor, push range button and read the value to 0.1%
- 0.5 in. liquid crystal display
- Exclusive "Charge/Avolt" measurement circuit (patent pending) holds ±0.1% basic accuracy for a full year.
- Up to 200 hrs operation on standard 9V Batt.
- 8 easy pushbutton ranges cover 0.1pf to 1999 microfarads.
- Best of all it's easy on the budget - only

MODEL 938 \$185



0.1° Resolution, LCD Display TEMPERATURE METER

- WIDE-RANGING — (-) 65°C to +150°C (°F) (-95° to 302°F) • ACCURATE — ± 0.4°C (± 0.7°F) over most of range • FAST — 8 seconds to 99% of final change in reading • VERSATILE — switch-selectable resolution (0.1° or 1°) and degrees C or F • HANDY — easy to carry, hold, use, read
- TOUGH — takes everyday field usage yet maintains calibration • COMPLETE — includes full-measurement range probe • USED EVERYWHERE — internal 9V battery or line operation (115AC, 47-63 Hz) with optional battery eliminator.

MODEL 940 \$195.00

1350 3 1/2 Digit Bench D.M.M.	215.00
1351 3 1/2 Digit Bench D.M.M. with 20A current range	205.00
1750 3 1/2 Digit Bench/Portable True RMS and dB D.M.M.	360.00
2480 4 1/2 Digit Bench/Portable D.M.M.	330.00
2480R 4 1/2 Digit Bench/Portable True RMS D.M.M.	350.00
5740 7 Digit 100MHz Multifunction Counter	325.00
5800 8 Digit 520MHz Bench/Portable Frequency Counter	485.00
5801 8 Digit 520MHz Bench/Portable Frequency Counter	525.00
5845 8 Digit 150MHz Multifunction Counter	340.00



SIGNETICS The Instructor 50 Desktop Computer

Includes everything you need to write, run and debug machine-language programs. Housed in one compact package.

\$350.00



SORCERER COMPUTER SPEAKS YOUR LANGUAGE
 FEATURES: 280 — 4K ROM — 32K RAM — Dual Channel I/O — 30 Lines of 64 Characters — 64 De-Character — and 64 De-Character — 512 x 200 Graphic Resolution — Edge Card Connect — to a 500 Bus — Serial and Parallel I/O

Reg. Our Price
 Part No. DP1802-2 32K \$1395.00 \$1016.00

HAMEG



10 Megahertz
HM307
 SINGLE TRACE
 OSCILLOSCOPE

- IDEAL SERVICE INSTRUMENT
- TIME BASE 0.2 µs — 2.0 s/cm
- LPS-TRIGGER
- COMPACT
- BUILT-IN COMPONENT TESTER

Only \$404.25



20 Megahertz
HM312
 DUAL TRACE
 OSCILLOSCOPE

- 10 x 8 cm DISPLAY
- LPS-TRIGGERING

Only \$580.00

- BANDWIDTH DC — 20MHz
- TRIGGERING up to 30MHz
- FULL X — Y OPERATION

50 Megahertz
HM512
 DUAL TRACE
 OSCILLOSCOPE



- SWEEP DELAY
- DELAY LINE
- BRIGHT DISPLAY
- BANDWIDTH DC — 50MHz
- TRIGGERING up to 70MHz
- AFTER TRIGGER DELAY LINE
- OVERSCANNING INDICATION
- IDEAL FOR COMMUNICATIONS AND DATA PROCESSING

Only \$1485.00

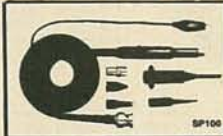
50 Megahertz
HM812
 DUAL TRACE STORAGE
 OSCILLOSCOPE



- 50 MHz DUAL TRACE PLUS VARIABLE PERSISTENCE
- DELAYED SWEEP WITH AFTER DELAY TRIGGERING
- STORAGE OF SINGLE-SHOT-SIGNALS "AUTOMATIC STORE"
- LED INDICATION FOR OVERSCAN, SINGLE SHOT, TRIGGER ACTION DELAY MODE, "AUTOMATIC STORE"

Only \$4035.00

Universal Oscilloscope



Probe
 \$36.00

SWITCHABLE X1 and X10 Attenuation Factor
 KEY ADDITIONAL FEATURES: • 100MHz bandwidth • Heavy duty tip • Break resistant center conductor • Slender, flexible cable • 6ft. cable length • Wide compensation range • Fits all scopes • Ground reference can be activated at tip • Includes SPRUNG HOOK, I.C. TIP, BNC ADAPTOR, INSULATING TIP and TRIMMER TOOL ACCESSORIES.

NO DISCOUNT COUPON FOR ITEMS ON THIS PAGE CALL FOR QUOTE ON QUANTITY DISCOUNTS

KEITHLEY

3 1/2 Digit Hand-Held DIGITAL MULTIMETER

MODEL 130 — 0.5% basic DCV accuracy • 25 ranges and 5 functions: DC volts, AC volts, DC amps, AC amps and ohms • Auto zero and auto polarity • Low battery indicator and much more \$115.00

MODEL 131 — 0.25% basic DCV accuracy • 25 ranges and 5 functions: DC volts, AC volts, DC amps, AC amps and ohms • Diode test • Auto zero and auto polarity • Low battery indicator and much more \$134.00



4 1/2 Digit LCD Hand-Held DIGITAL MULTIMETER

0.05% DCV accuracy • 4 1/2-digit resolution • 5 functions • Easy to read, 0.6" LCD display • 100-hour life from an alkaline battery • Annunciator warns user when 10% of battery life remains • Reliable rotary switches clearly display range and function • Fully protected from overload: 1000V max DCV, 1000V peak ACV and 300V max Ohms • 10A current range • ACV bandwidth to 20KHz

MODEL 135 \$219.00



4 1/2 Digit Bench/Portable DIGITAL MULTIMETER

MODEL 176 — 0.5% accuracy below 20VDC and 20KHz AC • 20000 count display • 0.6" LCD display • 5 Functions: DC volts, AC volts, DC amps, AC amps and ohms • Function and range annunciators • 1000 hour battery life typical

MODEL 178 — 0.04% basic accuracy • 20000 count display • 0.6" LED display • 1400V input protection • Easy to use • 3 Functions: DC volts, AC volts, ohms \$249.00

1304 Carrying Case	\$10.00
1766 Battery Eliminator	40.00
1788 Rechargeable Battery Pack	79.00



4 1/2 Digit LCD Bench/Portable DIGITAL MULTIMETER

• 2000 count display • 0.6" LCD display • Function and range annunciators • 5 Functions: DC volts, DC amps, AC volts, AC amps and ohms • Fully protected • 1-year battery life from alkaline battery • Quality and performance

The Keithley 169 provides full capability for many general purpose applications. Seldom-used functions have been eliminated to keep the price/performance ratio high.

MODEL 169 \$169.00

SYM-1 NEW LOW PRICE



\$239.00

KTM-2 CRT/TV Kybd Term \$349

KIM-1 MICRO-COMPUTER



Fully Assembled & Tested \$179.00

FLUKE HANDHELD and BENCH/PORTABLE DMM's



MODEL 8020A \$179

MODEL 8024A \$219

MODEL 8050A \$349

MODEL 8022A \$139

ANCRONA


STORES DO NOT ACCEPT MAIL ORDERS
MAIL ORDER

P.O. BOX 2208R CULVER CITY, CA 90230

PHONE ORDERS (213) 641-4064

Minimum Order \$10.00. Add \$2.00 to cover postage and handling. Master Charge and VISA welcomed. Please include your charge card number, interbank number and expiration date. Some items are subject to price sale. Not responsible for typos. Store pricing may vary from Mail Order pricing. We reserve the right to substitute manufacturer.

THANDAR



Pulse Generator (left on bottom)

- Independent Period and Pulse Width Controls
- Period Range 200ns — 200µs (5MHz — 5Hz)
- Pulse Width Range 100ns — 100µs
- Variable 50Ω and Fixed TTL Outputs
- TTL Output Capable of Driving 20 Standard TTL Loads
- Can Be Operated in Triggered, Gated, Manual One-Short or Manual Gated Modes
- Complement Switch Inverts Both Outputs

TG105 Only \$219.00

Frequency Meter (left on top)

- 10Hz — 200MHz (Resolution 1ppm across measurement range) • 5 Selectable Gate Times • Input Better than 30mV rms Across Full Range and Better than 10mV rms from 20Hz — 100MHz • 1/2" 8-Digit LCD Display • Automatically Positioned Decimal Point
- Totalize Mode For Frequencies Up To 20MHz
- 1MHz Int. Timebase Available via Rear Panel Socket
- Indicates Units Being Measured (KHz or MHz)

TF200 Only \$394.00
 TP600 600MHz Prescaler Only \$98.00

VISIT A STORE NEAR YOU TODAY - We stock a large selection of Technical Books, Discrete Components, Integrated Circuits, Test Equipment and Electronic Supplies.

ATLANTA
 3330 Piedmont Rd. N.E.
 Atlanta, GA 30305
 (404) 261-7100

CULVER CITY
 11080 Jefferson Blvd.
 Culver City, CA 90230
 (213) 390-3595

HOUSTON
 2649 Richmond
 Houston, TX 77098
 (713) 529-3489

PORTLAND
 1125 N.E. 82nd Ave.
 Portland, OR 97220
 (503) 254-5541


SANTA ANA
 1300 E. Edinger Ave.
 Santa Ana, CA 92705
 (714) 547-8424

SUNNYVALE
 1054 E. El Camino Real
 Sunnyvale, CA 94087
 (408) 243-4121

TUCSON
 4518 E. Broadway
 Tucson, AZ 85711
 (602) 881-2348

CIRCLE 18 ON FREE INFORMATION CARD

National Semiconductor Clock Modules



12VDC AUTOMOTIVE/ INSTRUMENT/ CLOCK

APPLICATIONS:

- In-dash auto clocks
- After-market auto/ RV clocks
- Aircraft marine clocks
- 12VDC oper. instru.
- Portable/battery powered instruments.

Features: Bright 0.3" green display. Internal crystal time-base. ± 0.5 sec./day accur. Auto display brightness control logic. Display color filterable to blue, blue-green, green & yellow. Complete—just add switches and lens.

MA1003 Module \$16.95

MA1023 .7" Low Cost Digital LED Clock Module	8.95
MA1026 .7" Dig. LED Alarm Clock/Thermometer	18.95
MA5036 .3" Low Cost Digital LED Clock/Timer	6.95
MA1002 .5" LED Display Dig. Clock & X'former	9.95

National Semiconductor RAM SALE

MM5290N-4 (MK4116/UPD416)	\$4.95 each
16K DYNAMIC RAM (250NS)	(8 EACH \$39.95) (100 EACH \$450.00/lot)
MM5290J-2 (MK4116/UPD416)	\$6.95 each
16K DYNAMIC RAM (150NS)	(8 EACH \$49.95) (100 EACH \$550.00/lot)
MM5298J-3A	\$3.25 each
8K DYNAMIC RAM (LOW HALF OF MM5290J) 200NS	(8 EACH \$23.95) (100 EACH \$250.00/lot)
MM2114-3	\$5.95 each
4K STATIC RAM (300NS)	(8 EACH \$43.95) (100 EACH \$450.00/lot)
MM2114L-3	\$6.25 each
4K STATIC RAM (LOW POWER 300NS)	(8 EACH \$44.95) (100 EACH \$475.00/lot)

EPROM Erasing Lamp



- Erases 2708, 2716, 1702A, 5203Q, 5204Q, etc.
- Erases up to 4 chips within 20 minutes.
- Maintains constant exposure distance of one inch.
- Special conductive foam liner eliminates static build-up.
- Built-in safety lock to prevent UV exposure.
- Compact—only 7-5/8" x 2-7/8" x 2"
- Complete with holding tray for 4 chips.

UVS-11E \$79.95

Jumbo 6-Digit Clock Kit

- Four .630" ht. and two .300" ht. common anode displays
- Uses MM5314 clock chip
- Switches for hours, minutes and hold functions
- Hours easily viewable to 30 feet
- Simulated walnut case
- 115VAC operation
- 12 or 24 hour operation
- Includes all components, case and wall transformer
- Size: 6 3/4" x 3-1/8" x 1 3/4"

JE747 \$29.95

6-Digit Clock Kit

- Bright .300 ht. comm. cathode display
- Uses MM5314 clock chip
- Switches for hours, minutes and hold modes
- Hrs. easily viewable to 20 ft.
- Simulated walnut case
- 115 VAC operation
- 12 or 24 hr. operation
- Incl. all components, case & wall transformer
- Size: 6 3/4" x 3-1/8" x 1 3/4"

JE701 \$19.95

NEW! JE215 Adjustable Dual Power Supply

General Description: The JE215 is a Dual Power Supply with independent adjustable positive and negative output voltages. A separate adjustment for each of the supplies provides the user unlimited applications for IC current voltage requirements. The supply can also be used as a general all-purpose variable power supply.

- FEATURES:**
- Adjustable regulated power supplies, pos. and neg. 1.2VDC to 15VDC
 - Power Output (each supply): 5VDC @ 500mA, 10VDC @ 750mA, 12VDC @ 500mA, and 15VDC @ 175mA.
 - Two, 3-terminal adj. IC regulators with thermal overload protection.
 - Heat sink, regulator cooling
 - LED "on" indicator
 - Printed Board Construction
 - 120VAC input
 - Size: 3-1/2" w x 5-1/16" L x 2" H

JE215 Adj. Dual Power Supply Kit (as shown)	\$24.95
(Picture not shown but similar in construction to above)	
JE200 Reg. Power Supply Kit (5VDC, 1 amp)	\$14.95
JE205 Adapter Brd. (to JE200) ±5-9 & ±12V	\$12.95
JE210 Var. Pwr. Sply. Kit, 5-15VDC, to 1.5amp.	\$19.95

MICROPROCESSOR COMPONENTS

8080A/8080A SUPPORT DEVICES		DATA ACQUISITION (CONTINUED)	
IN58000A CPU	6.50	ADC0809CCN 8-BIT A/D Converter (8-Ch. Multi.)	5.25
DP212 8-Bit Input/Output	3.25	ADC0809CCN 8-BIT A/D Converter (8-Ch. Multi.)	3.25
DP214 Priority Interrupt Control	3.49	DAC1000LCN 10-BIT D/A Conv. Micro. Comp. (0.25%)	11.95
DP216 Bi-Directional Bus Driver	5.95	DAC1000LCN 10-BIT D/A Conv. Micro. Comp. (0.25%)	4.95
DP224 Clock Generator/Driver	5.95	DAC1000LCN 10-BIT D/A Conv. Micro. Comp. (0.25%)	4.95
DP226 Bus Driver	2.49	DAC1000LCN 10-BIT D/A Conv. Micro. Comp. (0.25%)	5.95
DP228 System Controller/Bus Driver	4.95	DAC1222LCN 12-BIT D/A Converter (0.25% Lin.)	9.95
DP228 System Controller/Bus Driver	5.95	CD4051N 8-Channel Multiplexer	1.19
DP228 System Controller/Bus Driver	5.95	AV-51613 30K 5AU0 UART	5.95
IN5424 I/O Expander for 48 Series	9.95		
IN5420 Asynchronous Comm. Element	16.95		
DP251 Prog. Comm. I/O (USART)	7.95		
DP253 Prog. Interval Timer	14.95		
DP255 Prog. Peripheral I/O (PPI)	14.95		
DP257 Prog. DMA Control	19.95		
DP259 Prog. Interrupt Control	14.95		
DP275 Prog. CRT Controller	49.95		
DP279 Prog. Keyboard/Display Interface	19.95		
DP280 Octal Bus Receiver	6.55		
DP280 Octal Bus Receiver	6.55		
DP284 8-Bit Bi-Directional Receiver	3.95		
DP287 8-Bit Bi-Directional Receiver	3.95		
DP304 8-Bit Bi-Directional Receiver	3.95		


6800/6800 SUPPORT DEVICES		PROMS/EPROMS	
MC6800 MPU	14.95	1702A 2K UV Erasable PROM	5.95
MC6800CP MPU with Clock and RAM	19.95	8K EPROM	9.95
MC6801AP 128K Static RAM	4.95	TM4523E 4K EPROM	19.95
MC6801 Peripheral Inter. Adapt. (MC6800)	7.49	2716Intel(2516)1 16K EPROM (Single +5V)	11.95
MC6802 Priority Interrupt Controller	10.95	2722Intel(2522)1 32K EPROM	49.95
MC6802 1024-Bit ROM (MC6801-2)	10.95	2725 Intel(2525)1 64K EPROM (460ns) (Single +5V)	7.95
MC6802 Asynchronous Comm. Adapter	10.95	2725 Intel(2525)1 64K EPROM (460ns) (Single +5V)	14.95
MC6802 Synchronous Serial Data Adapter	10.95	8253(74S18) 32K PROM (Open Collector)	4.95
MC6802 9400bps Digital MODEM	6.95	4096 Bipolar PROM	19.95
MC6802 9400bps Modem	12.95	82532(74S28) 32K Tri-State Bipolar PROM	4.95
MC6802A Quad 3-State Bus Trans. (MC6826)	2.25	8255 8K PROM	29.95

MICROPROCESSOR CHIPS		ROM'S	
Z80 (780C) CPU (MK3800N) (2MHz)	11.95	2511(2410) Character Generator (Upper Case)	9.95
Z80A (780J) CPU (MK3800N-A) (2MHz)	11.95	2511(2021) Character Generator (Lower Case)	9.95
CDP1802 CPU	19.95	2516N Character Generator	10.95
3050 MPU	16.95	MM5290N 2048-Bit Read Only Memory	1.95
ICM2020ADC CPU—4-Bit Slice (Com. Temp. Grade)	19.95		
MC6502 MPU w/Clock (80K Bytes Memory)	3.95		
IN58037N-6 MPU—8-Bit (6MHz)	19.95		
IN58037N-6 CPU—591-Chip 8-Bit (128bytes RAM)	19.95		
IN58040N-4 CPU (256 Bytes RAM)	24.95		
IN58070N CPU—64 Bytes RAM	24.95		
IN58072N CPU w/Basic Micro Interpreter	29.95		
78005 CPU	19.95		
IN58000 CPU—16-Bit	25.95		
TM59000 MPU—16-Bit	49.95		

SHIFT REGISTERS		N-MOS READ ONLY MEMORIES	
MM5001H Dual 25-Bit Dynamic	.50	MC680170P 128x7 ASCII Shifted w/Access	13.50
MM5001H Dual 50-Bit Dynamic	.50	MC680600P 128x7 ASCII Shifted w/Access	13.50
MM5001H Dual 100-Bit Static	.50	MC680750P 128x7 Alpha. Control Char. Gen.	13.50
MM5001H Dual 64-Bit Accumulator	.50		
MM5002 256-Bit Dynamic	3.95		
MM5003 1024-Bit Dynamic/Accumulator	1.95		
MM5004H 500/512-Bit Dynamic	1.95		
MM5004H Octal 80-Bit	8.95		
MM5005N Octal 80-Bit	9.95		
2501V (10A4) Hex 25-Bit Dynamic	4.95		
3128H Hex 25-Bit Static	4.95		
2521V Dual 132-Bit Static	2.95		
2525V Dual 132-Bit Dynamic	2.95		
2527V Dual 132-Bit Dynamic	2.95		
2527V Dual 256-Bit Static	2.95		
2528V Dual 256-Bit Static	4.00		
2529V Dual 256-Bit Static	4.00		
2532N Quad 80-Bit Static	6.95		
3131PC File (Dual 80)	2.95		

DATA ACQUISITION		MICROPROCESSOR MANUALS	
AF130-10C Universal Active Filter 2.5%	5.95	M-280 User Manual	7.50
AF132-10C Touch Tone Low Pass Filter	19.95	IA-CDP1802 User Manual	7.50
AF132-10C Touch Tone Low Pass Filter	19.95	M-2000 User Manual	4.00
LM300AH Super Gain Op Amp	1.30		
LM334Z Constant Current Source	1.30		
LM338Z Temperature Transducer	1.40		
LF398N JFET Input Op Amp	1.10		
LF398N Sample & Hold Amplifiers	3.50		
LM393N Temp. Comp. Prec. Ref. (500mV/C)	1.95		
ADC0808LCN 8-BIT A/D Converter (1.28%)	4.95		
DAC0808LCN 8-BIT D/A Converter (0.25% Lin.)	2.25		

DESIGNERS' SERIES Blank Desk-Top Electronic Enclosures



- High strength epoxy molded end pieces in mocha brown finish.
- Sliding rear/bottom panel for service and component accessibility.
- Top / bottom panels .080 thk. aluminum type 1200 finish (gold tint color) for best paint adhesion after modification.
- Vented top and bottom panels for cooling efficiency.
- Rigid construction provides unlimited applications.

Enclosure Model No.	Panel Width	PRICE
DTE-8	8.00"	\$29.95
DTE-11	10.65"	\$32.95
DTE-14	14.00"	\$34.95

\$10.00 Min. Order — U.S. Funds Only
 Calif. Residents Add 6% Sales Tax
 Postage—Add 5% plus \$1 Insurance


Send Sheets—25¢
 Spec 41¢ Postage for your
FREE 1981 JAMECO CATALOG

NEW 1981 CATALOG

Jameco ELECTRONICS
 PHONE ORDERS WELCOME
 (415) 592-8097

MAIL ORDER ELECTRONICS — WORLDWIDE
 1355 SHOREWAY ROAD, BELMONT, CA 94002
 PRICES SUBJECT TO CHANGE

JOYSTICKS



JS-5K 5K Linear Taper Pots \$5.25
 JS-100K 100K Linear Taper Pots \$4.95
 JVC-40 40K (2) Video Controller in case \$5.95

AC and DC Wall Transformers



Ideal for use with clocks, game, power supplies or any other type of AC/DC application.

Part No.	Input	Output	Price
AC 250	117V/60Hz	12 VAC 250mA	\$3.95
AC 500	117V/60Hz	12 VAC 500mA	\$4.95
AC1000	117V/60Hz	12 VAC 1 amp	\$5.95
AC1700	117V/60Hz	9 VAC 1.7 amp	\$6.95
DV 9200	117V/60Hz	9 VDC 200mA	\$3.25
DC 900	120V/60Hz	9 VDC 500mA	\$3.95

CONNECTORS

DB25P D-Subminiature Plug	\$2.95
DB25S D-Subminiature Socket	\$3.50
DB51226 Cover for DB25P/S	\$1.75
22/44SE P.C. Edge (22/44 Pin)	\$2.95
UG88/U BNC Plug	\$1.79
UG89/U BNC Jack	\$3.79
UG175/U UHF Adapter	\$.49
SO239 UHF Panel Recp.	\$1.29
PL258 UHF Adapter	\$1.60
PL259 UHF Adapter	\$1.60
UG260/U BNC Plug	\$1.79
UG1094/U BNC Bulkhead Recp.	\$2.29

TRS-80 16K Conversion Kit

Expand your 4K TRS-80 System to 16K.
 Kit comes complete with:
 * 8 ea. MM5290 (UPD416/416) 16K Dyn. Rams (*NS)
 * Documentation for Conversion

TRS-16K2 *150NS \$49.95
 TRS-16K4 *250NS \$39.95

JE610 ASCII Encoded Keyboard Kit



The JE610 ASCII Keyboard Kit can be interfaced into most any computer system. The kit comes complete with an industrial grade keyboard switch assembly (62-keys), IC's, sockets, connector, electronic components and a double-sided printed wiring board. The board assembly requires +5V @ 150mA and +12V @ 10 mA for operation. Features: 60 keys generate the 126 characters, upper and lower case ASCII set. Fully buffered. Two user-definable keys provided for custom applications. Caps lock for upper-case-only alpha characters. Utilizes a 2376 (40-pin) encoder read-only memory chip. Outputs directly compatible with TTL/DTL or MOS logic arrays. Easy interfacing with a 16-pin dip or 18-pin edge connector. Size: 3 1/4" H x 14 3/4" W x 8 3/4" D.

JE610/DTE-AK (as pictured above) . . . \$124.95

JE610 Kit 62-Key Keyboard, PC Board, & Components (no case) . . . \$ 79.95

K62 62-Key Keyboard (Keyboard only) . . . \$ 34.95

DTE-AK (case only — 3 1/4" H x 14 3/4" W x 8 3/4" D) \$ 49.95

JE600 Hexadecimal Encoder Kit



FULL 8-BIT LATCHED OUTPUT 19-KEY KEYBOARD

The JE600 Encoder Keyboard Kit provides two separate hexadecimal digits produced from sequential key entries to allow direct programming for 8-bit microprocessor or 8-bit memory circuits. Three additional keys are provided for user operations with one being a bistable output available. The outputs are latched and monitored with 9 LED readouts. Also included is a key entry strobe. Features: Full 8-bit latched output for microprocessor use. Three user-definable keys with one being a bistable operation. Debounce circuit provided for all 19 keys. 9 LED readouts to verify entries. Easy interfacing with standard 16-pin IC connector. Only +5VDC required for operation. Size: 3 1/4" H x 8 3/4" W x 8 3/4" D.

JE600/DTE-HK (as pictured above) . . . \$99.95

JE600 Kit 19-Key Hexadec. Keyboard, PC Board & Cmpnts. (no case) . . . \$59.95

K19 19-Key Keyboard (Keyboard only) . . . \$14.95

DTE-HK (case only — 3 1/4" H x 8 3/4" W x 8 3/4" D) \$44.95



Free!

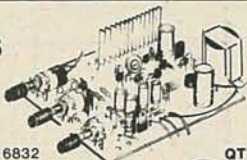
Look at this fantastic offer from Poly Paks!!

Free Premium offer with every \$20 purchase. Your order today will give you FREE tools for tomorrow! Here's how Poly Paks Free Premium offer works: One free premium with your \$20 order. Two free premiums with your \$40 order. Three free premiums with your \$60 order.

AUDIO 8 WATT ENHANCEMENT AMPLIFIER

\$14.95
2 for \$28.00

- Includes 24VDC Power Supply
- 8 Watts Peak Power, 6 W RMS
- ON/OFF-VOLUME, Bass & Treble Controls
- Adds Expanded Tonal Flexibility



Cat. No. 6832

QTY.



12.5 VOLT 600 mA NICKEL CAD BATTERY PAK

\$12.49
2/\$24

- 10 "AA" Size Cells Connected in Series
- Comes in 2-7/8" x 1-1/8" x 2" Insulated Plastic Case. (Picture Shown Less Top Half of Case)
- Easily Accessible Top Mounted Solder Tab Leads

QTY.

GIANT SOLAR DISCS

Cat. No.	Size	Rating	VDC	Price
3788	3 1/2"	1 amp	.5	\$ 8.95
5075	4"	1 amp	.5	\$10.95



QTY.

"BLOCK" FANS

- 115 VAC • 15 WATTS
- ONLY 4-11/16" SQ.
- 1-1/2" DEEP!
- 75 CFM OR BETTER



Cat. No. 3108

\$11.88
2/\$23

QTY.



4 DIGIT 0.5" LED DIGITAL ALARM CLOCK WITH BUILT-IN "CHIP"

\$14.95
2/\$29

Cat. No. 6827

QTY.

- Uses Famous MM5385 Clock Chip
- Includes Alarm and Snooze Feature
- Clock Radio Timer Output, 1 Hour Sleep Timer, and Brightness Control
- 12 VAC, 60 Hz



PIEZO ELECTRIC TWEETER HORN SOLID STATE 3-1/2"

- No Voice Coil!
- No Crossover Network!
- Frequency Range: 4000 - 40,000 Hz.
- High Impedance, 8 Ohms @ 100K Hz.
- Handles 55 Watts Peak, 35 Watts RMS

ONLY \$8.88
2/\$17

Cat. No. 5656

QTY.



"SPACE SHOT" AUDIO GAME BOARD Provides Authentic "Outer Space" Sound Effects

\$4.49
2/\$8

Cat. No. 6707

QTY.

- Sound Effects Include: Rocket Blast, Phaser Fire, Space Man Breathing, "Clear the Launch Pad" Alarm Gong, Even 21st Century Music
- Requires 9 Ohm Speaker and 9V Transistor Radio Type Battery
- Size 4-1/2" x 1-3/4" x 1"

24 VCT 2A POWER TRANSFORMER

\$4.49
2/\$8

Features top-mounted primary & secondary, dual-winding coil, and integrated nylon mounting brackets w/mounting holes on 2-1/4" x 1-3/4" case. Size: 2-5/16" x 3-5/8" x 1-7/8"



Cat. No. 6809

QTY.

40 CHANNEL CB BOARD

From Hy-Gain! Boards have: Heat-sinked 9 Watt Amp Chip, RF & MOD. Transistor, and PLL selector IC. May be used for 10 meter conversion. (See continuing series "CB to 10" in 73 magazine). Size: 6" x 2" (h) Cat. No. 5554



\$12.88
2/\$25

QTY.

CUTTING PLIERS



LONG NOSE PLIERS



7-PC. NUTDRIVER SET

FREE!!



POLY PAKS

P.O. BOX 942, R/E/4
S. LYNNFIELD, MA. 01940

Total Amount of Order \$ _____
Include Additional \$3 for Postage & Handling.

NAME _____

ADDRESS _____

CITY _____

STATE _____ ZIP _____

Enclosed is CHECK, MONEY ORDER

Charge my MASTERCARD VISA

ACCT. # _____ EXP. DATE _____

Send me your FREE catalog

Order By Phone

1-617-245-3828

ORDERING INSTRUCTIONS • Indicate Quantity in Box Near Item Desired

• Complete Coupon Section • Cut Out Ad and Send to Poly Paks, Inc.

4Kx16 MEMORY BOARD with 64 IC chips (2102) in sockets. Super deal at \$50 the complete board.

\$29 AUTO SECURITY SYSTEM alarm system \$7.00

SANYO UHF VARACTOR TUNER	25.00
SOUND GENERATOR IC	\$1.00 ea 6/5.00
SHUGART FLEX DISC DRIVE 5 1/4 inch	150.00
SHUGART FLEX DISC DRIVE 8 inch	200.00
PORTABLE ULTRASONIC ALARM	15.00
MOTOROLA VIDEO MONITOR 12 inch	85.00
MOTOROLA VIDEO MONITOR 9 inch	40.00

The above two monitors accept composite video signal
BALL VIDEO MONITOR 12 inch w/power supply 50.00
The above monitor requires comp video circuitry

DATA STATION CONSOLE w/keyboard 9 inch monitor, power supply. Logic boards broken. \$80
Send for details on this one.

TOUCH PAD solid state w/LSI chip. Bell system compatible. For computers & phones \$24.00

12 VOLT GEL-CELLS 2.5 AH \$14.00 5 AH \$17.00

12 INCH CRT bonded face plate. New with specs. Made for computers. \$35.00

WALKY TALKIES Govt surplus used condition. 47-55.4 mc range. With schematics. Govt AN/PRC-6 \$25 each 2 for \$45. Ant. \$5 each

ASCII KEYBOARD parallel \$50
RED LED's 10 for \$1.00

MIN ORDER \$10.00

Shipping extra on all merchandise

Meshna Inc., PO Box 62, E. Lynn, Mass. 01904



CIRCLE 23 ON FREE INFORMATION CARD

More CFR Spectaculars!!!

ASCII Parallel Input *SELECTRIC Typewriter/Printer TRS-80 COMPATIBLE



TYPE ELEMENT NOT INCLUDED

Only \$699.00

- Compatible w/Printer Cable or Expansion Interface
- Refurbished Selectric Printer
- Parallel Input, 15" Frame, 132 Cols.
- Upper & Lower Case Typewriter/Printer
- Complete & Ready For Use
- Corresp. (Office) Code
- Data Included
- Fully Formed Characters, Approx 15 CPS

Add \$20.00 for Handling & Packaging. Pay Shipping When Delivered.

This Month's Special

WHILE THEY LAST!!

Off Lease (Used)

Daisy Wheel Terminals



Untested, whole AS-IS. We've sold 'em in the past for over \$1500.00. Complete w/operation data & schematics. Features adj. baud I/O RS-232, plotter mode, DIABLO 1200 Daisy Printer. Includes power supply, KBD, printer, table, and Micro Processor.

SPECIAL!! \$899.00 Each
QUANTITY PRICES AVAILABLE!

Call For Our Bargain-Packed PERIPHERAL FLYER!!!

Prices Are Subject To Change On All Items

CFR Associates, Inc.

MAIL ORDERS:
Box 144, Newton, N.H.
03858

PHONE ORDERS:
617-372-8536
(Sorry, No Collect Calls)
Mastercharge & VISA Welcome

WAREHOUSE:
18 Granite St.
Haverhill, Mass. 01830

CIRCLE 52 ON FREE INFORMATION CARD

INTERNATIONAL ELECTRONICS UNLIMITED

CERAMIC CAPACITORS

1pf	22pf	56pf	120pf	270pf		.0047uf	.030uf
5pf	27pf	68pf	150pf	390pf	.001uf	.01uf	.050uf
7pf	33pf	82pf	180pf	470pf	.0015uf	.015uf	.1uf
10pf	47pf	100pf	220pf	600pf	.003uf	.022uf	
1pf	.050uf		.1uf				
Total	EA.	PK-10	PK-100	EA.	PK-10	PK-100	
1-1000	\$.20	\$.95	6.50	.25	1.25	9.00	
1000-	.20	.85	6.00	.25	1.10	8.00	

CERAMIC CAPACITOR KIT
 CK-c2 5ea. of the above values \$11.50
 CK-c3 10ea. of the above values 20.50

POLYESTER FILM CAPACITORS - 100V ± 10%

.001uf	EA.	PK-10	PK-100	EA.	PK-10	PK-100
.0015uf	.15	.95	7.50	.033uf	.20	1.00
.0022uf	.15	.95	7.50	.047uf	.20	1.15
.0033uf	.15	.95	7.50	.068uf	.25	1.30
.0047uf	.15	.95	7.50	.1uf	.30	1.75
.0068uf	.15	.95	7.50	.15uf	.35	2.25
.01uf	.15	.95	7.50	.22uf	.40	2.55
.015uf	.15	.95	7.50	.33uf	.45	2.75
.022uf	.15	.95	7.50	.47uf	.50	3.00

TOTAL QTY. 1000 pcs. -10%, 5000 pcs. -15%

POLYESTER CAPACITOR KIT

5 ea of the above values \$14.95

TANTALUM CAPACITORS

10	10	10
.1uf/35V	.30	.25
.22uf/35V	.30	.25
.33uf/35V	.30	.25
1uf/20V	.30	.25
1.5uf/20V	.30	.25
2.2uf/20V	.35	.25
2.2uf/35V	.38	.28
3.3uf/35V	.40	.30

solid dipped ± 20%

TANTALUM CAPACITOR ASSY.
 5 ea. of above - \$37.50

ELECTROLYTIC CAPACITORS - axial

1u/16V	.13	.11	.09	22u/16V	.15	.13	.11
1u/30V	.14	.12	.10	22u/50V	.16	.14	.12
1u/180V	.17	.15	.12	33u/25V	.18	.16	.14
2.2u/25V	.14	.12	.10	47u/25V	.18	.16	.14
2.2u/50V	.14	.12	.10	50u/25V	.18	.16	.14
2.7u/30V	.14	.12	.10	100u/10V	.18	.16	.14
3.3u/250V	.18	.16	.14	150u/25V	.22	.20	.17
4.7u/10V	.14	.12	.10	220u/16V	.23	.21	.18
5u/25V	.12	.10	.08	220u/25V	.25	.22	.20
10u/18V	.13	.11	.09	470u/35V	.33	.30	.26
10u/25V	.14	.12	.10	1000u/35V	.39	.35	.31
10u/50V	.15	.13	.11	1000u/50V	1.00	.95	.90
10u/150V	.18	.16	.14				

SOCKETS - LOW PROFILE, SOLDER TAIL

8 pin	ea	100
14 pin	.25	.21
16 pin	.26	.22
18 pin	.32	.28
24 pin	.48	.45
28 pin	.65	.60
40 pin	.75	.70

LM300H \$.30
 LM301CN .28
 LM302H .28
 LM304H .80
 LM307CN .32
 LM307H .40
 LM308CN .45
 LM309H 1.05
 LM309K 1.15
 LM310CN .75
 LM310H .75
 LM311CN .39
 LM318CN 1.45
 LM319N 1.20
 LM320K-5 .95
 LM320K-5.2 .95
 LM320K-15 .95
 LM322N .45
 LM324N 1.19
 LM339N .25
 LM340K-6 .95
 LM340K-8 .95
 LM340K-12 .95
 LM340K-15 .95
 LM340K-24 .95
 LM340K-28 .95
 LM340K-30 1.25
 LM340K-36 .30
 LM340K-40 1.19
 LM340K-45 .45
 LM340K-50 1.75
 LM340K-55 1.75
 LM340K-60 .49
 LM340K-65 .09
 LM340K-70 .09
 LM340K-75 1.79
 LM340K-80 1.25
 LM340K-85 .45
 LM340K-90 .79
 LM340K-95 2.95

TRANSISTORS

2N3904 NPN TO-92 5.25ea 10/\$1.65 25/\$3.25 100/\$12.00
 2N3906 PNP TO-92 5.25ea 10/\$1.65 25/\$3.25 100/\$12.00
 2N2222A NPN TO-18 5.45ea 10/\$3.50 25/\$8.00 100/\$29.50

DIODES

1N4148 (1N914) 400mw 15/\$1.00 100/\$5.00 1000/\$40.00
 1N4001 50PIV 12/\$1.00 100/\$7.00 1000/\$60.00
 1N4007 1000PIV 10/\$1.25 100/\$11.00 1000/\$10.00

VOLTAGE REGULATORS

LM320T-5 Negative 5 V reg (7905) 1.19
 LM320T-12 Negative 12 V reg (7912) 1.19
 LM320T-15 Negative 15 V reg (7915) 1.19
 LM340T-5 Positive 5 V reg (7805) 1.19
 LM340T-8 Positive 8 V reg (7808) 1.19
 LM340T-12 Positive 12 V reg (7812) 1.19
 LM340T-15 Positive 15 V reg (7815) 1.19

DISCRETE LED'S

JUMBO LED
 .20" dia, diffused
 Red, Clear or White 10/\$1.00 25/\$2.00 100/\$9.00
 Green or Yellow 7/\$1.00 25/\$2.00 100/\$9.75

SUBMINIATURE LED
 .125" dia, diffused
 Red or Clear 10/\$1.00 25/\$2.00 100/\$9.00
 Green or Yellow 7/\$1.00 25/\$2.00 100/\$9.75

TTL

10% OFF ON \$25.00
 15% OFF ON \$50.00

7400	5.18	7464	.30	74155	.50
7401	.18	7465	.30	74156	.60
7402	.18	7470	.49	74157	.60
7403	.18	7472	.32	74158	.75
7404	.20	7474	.18	74160	.70
7405	.25	7475	.49	74161	.79
7406	.20	7576	.49	74162	.85
7407	.20	7480	.35	74163	.85
7408	.27	7482	.25	74164	.85
7409	.27	7483	.58	74166	.85
7410	.18	7485	.50	74170	.50
7415	.29	7486	.42	74173	1.25
7416	.20	7489	1.75	74174	1.05
7417	.20	7490	.59	74175	.85
7420	.20	7491	.64	74176	.70
7425	.39	7492	.59	74177	.70
7426	.35	7493	.35	74180	.35
7427	.25	7494	.59	74181	1.85
7430	.25	7495	1.30	74182	.35
7432	.20	7496	.35	74189	.50
7437	.20	74105	.48	74190	1.15
7438	.18	74107	.35	74191	1.15
7440	.18	74121	.35	74192	.50
7441	.59	74122	.39	74193	.79
7442	.35	74123	.39	74194	.85
7443	.55	74125	.50	74195	.69
7444	.60	74126	.50	74196	.80
7445	.50	74132	.75	74197	.75
7446	.59	74141	.35	74198	1.40
7448	.59	74145	.50	74199	1.25
7450	.18	74148	1.25	74200	3.75
7451	.22	74150	1.35	74279	.65
7453	.18	74151	.50		
7454	.18	74153	.35		
7460	.18	74154	1.45		

8000	(Signetics)				
8263	2.95	8267	1.75	8281	.95

9000 Series
 9601 .25 9602 .29

CMOS

10% OFF ON \$25.00
 15% OFF ON \$50.00

4000 Series	CMOS				
4000	5.25	4020	1.14	4050	.45
4001	.39	4021	.95	4051	1.15
4002	.25	4022	.95	4066	.79
4006	.95	4023	.30	4069	.39
4007	.39	4024	.75	4071	.29
4008	.95	4025	.22	4072	.39
4009	.46	4027	.59	4073	.39
4010	.45	4028	.85	4078	.39
4011	.45	4030	.49	4081	.39
4012	.25	4035	.95	4082	.30
4013	.59	4040	1.15	4518	1.25
4014	.95	4041	1.20	4528	1.50
4015	.95	4042	.95	4585	1.50
4016	.64	4043	.85	4901	.59
4017	1.08	4046	1.69		
4018	.95	4049	.45		

LINEAR CIRCUITS

10% OFF ON \$25.00
 15% OFF ON \$50.00

LM565N	.65
LM565H	1.39
LM566H	1.69
LM566CN	1.45
LM567CN	1.19
LM703H	.59
LM703CN	.29
LM700H	.29
LM709H	.39
LM710H	.45
LM711H	.35
LM723H	.59
LM723CN	.49
LM733H	.45
LM739H	.45
LM741CN	.29
LM741	.29
LM741CH	.45
LM747H	.79
LM747N	.69
LM748CN	.25
LM1310N	2.50
LM1414N	.35
LM1456CN	1.29
LM1458CN	.65
LM1496N	.89
LM1800N	2.40
ULN2208	.79
ULN2209	.79
CA3046N	1.29
CA3081N	1.25
CA3082N	1.25
LM3900N	.45
LM7524N	.45
LM7525N	.45
LM7535	.99
80388	3.79
75450N	.35
75451CN	.35
NE546A	1.25
NE550A	1.25
LM555CN	.45
LM556N	.79
LM560N	2.95

IMMEDIATE DELIVERY OF QUALITY RESISTORS

METAL FILM RESISTORS



METAL FILM 1/4watt	total quantity ea	pk-10	pk-25	pk-100	pk-250
RN60 (R.Ohm CR860FY)	1-999	5.25	1.00	2.00	17.50
Low temp coef - 50ppm/°C	1000-	.20	.90	1.80	16.25
.138" dia X .355" long (body)	5000-	.20	.85	1.70	15.00
color banded	10000-	.20	.80	1.55	13.75

10 or more resistors - not individually packaged - mixed - specify any assortment of values \$15ea

VALUES STOCKED (ohms)

Standard 1/4 watt metal film values from 10 ohm to 1M	1/4 watt
10.0 12.1 14.7 17.8 22.6 27.4 33.2 40.2 48.7 59.0 71.5 88.7	
10.2 12.4 15.0 18.2 23.2 28.0 34.0 41.2 49.9 60.4 73.2 90.9	
10.5 12.7 15.4 18.7 23.7 28.7 34.8 42.2 51.1 61.9 75.0 93.1	
10.7 13.0 15.8 19.1 24.3 29.4 35.7 43.2 52.3 63.4 76.8 95.3	
11.0 13.3 16.2 19.6 24.9 30.1 36.5 44.2 53.6 64.9 80.6 97.6	
11.3 13.7 16.5 20.0 25.5 30.9 37.4 45.3 54.9 66.5 82.5	
11.5 14.0 16.9 20.5 26.1 31.6 38.3 46.4 56.2 68.1 84.5	
11.8 14.3 17.4 22.1 26.7 32.4 39.2 47.5 57.6 69.8 86.6	

and multiples of 1.0x the above values to 1.21M
 i.e. 10.0 100 10K 100K 1M etc

METAL FILM RESISTORS

METAL FILM 1/8watt	total quantity ea	pk-10	pk-50	pk-100	pk-500
RN55 (R.Ohm CR814FY)	1-999	5.25	1.00	4.00	35.00
Low temp coef - 50ppm/°C	1000-	.20	.90	3.60	32.50
.094" dia X .225" long (body)	5000-	.20	.85	3.40	30.00
color banded	10000-	.20	.80	3.10	27.50

10 or more resistors - not individually packaged - mixed - specify any assortment of values \$15ea

VALUES STOCKED (ohms)

10.0 27.4 75.0 348	1.74K 5.11K 11.0K 20.5K 31.6K 54.9K 140K 324K
10.2 28.7 78.7 402	1.87K 5.36K 11.3K 21.0K 32.4K 57.6K 147K 332K
11.0 30.1 84.5 475	1.96K 5.49K 11.5K 21.5K 33.2K 60.4K 150K 348K
11.5 31.6 90.9 487	2.05K 5.76K 12.1K 22.1K 34.8K 64.9K 158K 374K
12.1 33.2 100 499	2.21K 6.04K 12.4K 22.6K 36.5K 68.1K 165K 402K
13.0 35.7 107 604	2.43K 6.49K 12.7K 23.2K 37.4K 69.8K 174K 432K
14.0 37.4 121 649	2.49K 6.81K 13.0K 23.7K 39.2K 75.0K 182K 453K
14.7 40.2 127 715	2.74K 7.15K 13.3K 24.3K 40.2K 76.8K 191K 464K
15.0 43.2 137 750	2.87K 7.50K 14.0K 24.9K 41.2K 82.5K 200K 475K
16.2 45.3 150 909	3.01K 8.25K 14.7K 25.5K 43.2K 90.9K 205K 1M
17.4 47.5 165 100K	3.16K 8.66K 15.0K 26.1K 45.3K 95.3K 210K
18.2 49.9 191 102K	3.32K 9.09K 15.4K 26.7K 46.4K 100K 221K

100 W CLASS A POWER AMP KIT

Dynamic Bias Class "A" circuit design makes this unit unique in its class. Crystal clear, 100 watts power output will satisfy the most picky fans. A perfect combination with the TA-1020 low T.I.M. stereo pre-amp.

Specifications:

- Output power: 100W RMS into 8-ohm
125W RMS into 4-ohm
- Frequency response: 10Hz - 100 KHz
- T.H.D.: less than 0.008%
- S/N ratio: better than 80dB
- Input sensitivity: 1V max.
- Power supply: $\pm 40V @ 5 \text{ amp}$



TA-1000 KIT
\$51.95
Power transformer
\$18.00 each

REGULATED VARIABLE D.C. POWER SUPPLY KIT

Uses UA723 I.C. and 2N3055 power transistor as regulator. Output voltages can be adjusted from 0-30V at an internal resistance of less than 0.005 ohm; ripple and noise less than 1 mV; with built on board LED and audible overload indicator. Kit comes with P.C. board; all electronic components, transformer; connectors; 2 panel meters for voltage and amp; a professional look metal cabinet and instructions.

Model TR-88A 0-15V D.C. 3 amp
Model TR-88B 0-30V D.C. 2 amp



\$59.50
per kit

WHISTLE ACTIVATED SWITCH BOARD

All boards are pre-assembled and tested. Your whistle to its FET condenser microphone from a distance, as far as 30 feet away (sensitivity can be easily adjusted) will turn the switch on, then latched you whistle to it again then it turns off. Ideal for remote control toys, electrical appliance such as lights, coffee pots, TV, Hi-Fi, radio or other projects. Unit works on 9V D.C.



Model 968
\$4.50 each

SUB MINI SIZE FET CONDENSER MICROPHONE

Specification:

Sensitivity: $-65\text{dB} \pm 3\text{db}$
FEQ. Response: 50 Hz - 8 KHz
Output Impedance: 1K ohm max.
Polar Pattern: Omni-directional
Power Supply: 1.5V - 10V D.C.
Sound Pressure Level: Max. 120dB
EM4RP \$2.50 ea. or 2 for \$4.50



NEW MARK III 9 Steps 4 Colors LED VU

Stereo level indicator kit with arc-shape display panel!!!! This Mark III LED level indicator is a new design PC board with an arc-shape 4 colors LED display (change color from red, yellow, green and the peak output indicated by rose). The power range is very large, from -30dB to $+5\text{dB}$. The Mark III indicator is applicable to 1 watt - 200 watts amplifier operating voltage is 3V - 9V DC at max 400 MA. The circuit uses 10 LEDs per channel. It is very easy to connect to the amplifier. Just hook up with the speaker output!

IN KIT FORM **\$18.50**

2 WATT AUDIO AMP

Pre assembled units. All you need is to hook up the speaker and the volume control. Supply voltage from 9-15V D.C. measures only 2" x 3 1/2", making it good for portable or discrete applications. Comes with hook up data.



BUY 2 FOR
\$4.99

MARK IV 15 STEPS LED POWER LEVEL INDICATOR KIT

This new stereo level indicator kit consists of 36 4-color LED (15 per channel) to indicate the sound level output of your amplifier from -36dB to $+3\text{dB}$. Comes with a well-designed silk screen printed plastic panel and has a selector switch to allow floating or gradual output indicating. Power supply is 6-12V D.C. with THG on board input sensitivity controls. This unit can work with any amplifier from 1W to 200W!

Kit includes 70 pcs. driver transistors, 38 pcs. matched 4-color LED, all other electronic components, PC board and front panel.



MARK IV KIT **\$31.50**

MARK V 15 STEPS LED POWER OUTPUT INDICATOR KIT

All functions same as Mark IV but this is with heavy duty aluminum front plate and case. Can be easily slot into the front panel of your auto, truck or boat. Operates on 12V D.C.



\$41.50 EACH KIT

BATTERY POWERED FLUORESCENT LANTERN

MODEL 888 R

FEATURES

- Circuitry: designed for operation by high efficient, high power silicon transistor which enable illumination maintain in a standard level even the battery supply drops to a certain low voltage.
- 9" 6W cool/daylight miniature fluorescent tube.
- 8 x 1.5V UM-1 (size D) dry cell battery.
- Easy sliding door for changing batteries.
- Stainless reflector with wide angle increasing lumination of the lantern.



\$10.50 EA

30W + 30W STEREO HYBRID AMPLIFIER KIT

It works in 12V DC as well! Kit includes 1 PC SANYO STK-043 stereo power amp. IC LM 1458 as pre amp, all other electronic parts, PC Board, all control pots and special heat sink for hybrid. Power transformer not included. It produces ultra hi-fi output up to 60 watts (30 watts per channel) yet gives out less than 0.1% total harmonic distortion between 100Mz and 10KHz.



\$32.50 PER KIT

5W AUDIO AMP KIT

2 LM 380 with Volume Control

Power Supply 6 18V DC

ONLY \$6.00 EACH



PROFESSIONAL PANEL METERS



Type MU-52E

All meters white face with black scales. Plastic cover.

- A. 0-50UA **8.50 ea.**
- B. 0-30VDC **8.50 ea.**
- C. 0-50VDC **8.50 ea.**
- D. 0-3ADC **9.00 ea.**
- E. 0-100VDC **9.00 ea.**

SPECIAL 0.5" LED SALE ALARM CLOCK MODULE

ASSEMBLED! NOT A KIT!

Features: • 4 digits 0.5" LED Displays • 12 hours real time format • 24 hours alarm audio output • 59 min. countdown timer • 10 min. snooze control.

ONLY \$7.00 EACH

SPECIAL TRANSFORMER
FOR CLOCK

\$2.50



DIGITAL AUTO SECURITY SYSTEM

4 DIGITS
PERSONAL CODE!!

SPECIAL \$19.95



- proximity triggered
- voltage triggered
- mechanically triggered

This alarm protects you and itself! Entering protected area will set it off, sounding your car horn or siren you add. Any change in voltage will also trigger the alarm into action. If cables within passenger compartment are cut, the unit protects itself by sounding the alarm.

3-WAY PROTECTION!

All units factory assembled and tested - Not a kit!

SANYO HYBRID AUDIO POWER AMPLIFIER I.C.



Typical ratings

Operating case temp. 85°C.
T.H.D. = 0.5% $f = 20 \sim 20\text{KHz}$
Input resistance $P_o = 0.1W$ 30K Ω
Power band width 20Hz \sim 20KHz
Freq. response 10Hz \sim 100KHz
Output resistance = 8 Ω

With built in protection circuit.

All units come with data sheet.

PART	OUTPUT (W)	SUPPLY VOLTAGE	PRICE
STK040	10W+10W Stereo	$\pm 16V$ D.C.	\$14.50
STK041	15W+15W Stereo	$\pm 20V$ D.C.	\$18.50
STK043	20W+20W Stereo	$\pm 22V$ D.C.	\$22.50
STK054	23 WATTS	$\pm 23V$ D.C.	\$13.50
STK056	30 WATTS	$\pm 22V$ D.C.	\$18.50
STK050	50 WATTS	$\pm 35V$ D.C.	\$26.50
STK070	70 WATTS	$\pm 42V$ D.C.	\$32.50
STK1050	100 WATTS	$\pm 50V$ D.C.	\$40.50

PROFESSIONAL FM WIRELESS MICROPHONE

TECT model WEM-16 is a factory assembled FM wireless microphone powered by an AA size battery. Transmits in the range of 88-108MHz with 3 transistor circuits and an omni-directional electric condenser. Element built-in plastic tube type case; mike is 6 1/4" long. With a standard FM radio, can be heard anywhere on a one-acre lot; sound quality was judged very good.

\$16.50



FOR 'BOX' BUILDERS

Pre-Drilled PC Board	\$17.50
Tolrid Coils (Set of 4)	\$ 3.00
Multi Turn Trim-Pots 10K ohm	\$ 2.50
Trimmer Capacitor 6-35pF	\$ 0.60
MC1358	\$ 2.50
MC1350	\$ 2.00
MC1330	\$ 3.50
RC1458	\$ 1.00
LM380	\$ 1.80
LM340T-15	\$ 1.20
NE565	\$ 2.00

We also have transformer, capacitors set, resistors set antenna transformer. Please call for price.

LCD CLOCK MODULE!

• 0.5" LCD 4 digits display • X'tal controlled circuits • D.C. powered (1.5V battery) • 12 hr. or 24 hr. display • 24 hr. alarm set • 60 min. countdown timer • On board dual back-up lights • Dual time zone display • Stop watch function.

NIC1200 (12 hr) **\$24.50 EA.**
NIC2400 (24 hr) **\$26.50 EA.**



SANYO UHF VARACTOR TUNER

For UHF CH 14-83

Tuning voltage $+1V \sim +28V$ D.C. Input impedance 75 OHM. I.F. band width 7 \sim 16 MHz. Noise figure 11.5 dB MAX. Size 2 1/4" x 1 1/4" x 3/4". Supply voltage 15V D.C. Sound I.F. = 58.0 MHz. Video I.F. = 62.5 MHz



All units are brand new from Sanyo.
MODEL 115-B-405A
\$35.00 EACH

FLUORESCENT LIGHT DRIVER KIT



With Case Only
\$6.50 Per Kit

12V DC POWERED
Lights up 8 ~ 15 Watt Fluorescent Light Tubes. Ideal for camper, outdoor, auto or boat. Kit includes high voltage coil, power transistor, heat sink, all other electronic parts and PC Board, light tube not included!

SUPER FM WIRELESS MIC KIT — MARK III



FMC-105
\$11.50 PER KIT

This new designed circuit uses high FEQ. FET transistors with 2 stages pre amp. Transmits FM Range (88-120 MHz) up to 2 blocks away and with the ultra sensitive condenser microphone that comes with the kit, allows you to pick up any sound within 15 ft. away! Kit includes all electronic parts, OSC coils, and P.C. Board. Power supply 9V D.C.

PRESS-A-LIGHT SELF GENERATED FLASHLIGHT



EXCLUSIVE!! \$3.95 ea
Model F-179

Never worry about battery, because it has none! Easy to carry in pocket and handy to use. Ideal for emergency light. It generates its own electricity by squeezing grip lever. Put one in your car, boat, camper or home. You may need it some time!

ELECTRONIC DUAL SPEAKER PROTECTOR



KIT FORM
\$8.75 EA.

Cut off when circuit is shorted or over load to protect your amplifier as well as your speakers. A must for OCL circuits.

"FISHER" 30 WATT STEREO AMP



Super Buy
Only \$18.50

MAIN AMP (15W x 2)
Kit includes 2 pcs. Fisher PA 301 Hybrid IC all electronic parts with PC Board. Power supply \pm 16V DC (not included). Power band with (KF 1% \pm 3dB). Voltage gain 33dB. 20Hz - 20KHz.

SPACE WAR SOUND GENERATOR BOARD



Brand new preassembled module for a toy factory. The board gives out 6 different selectable space sound with LED light effect. Sounds include UFO take-off, space gun blast, wave, and space chime. 7 LED on the board will work with the sound. Requires 9V battery to operate. Speaker not included. SPECIAL \$3.99 EACH SPEAKER \$1.25 EACH

ELECTRONIC PIEZO BEEP BUZZER



Unique surplus 7/8" Dia. piezo ceramic disc on circuit board gives a distinct high freq. buzz. Unit contains an I.C., 2 caps, 6 resistors and is already preassembled. Requires 9V battery to operate. SPECIAL 2 FOR \$2.99

2 BIT COUNTER, WARBLE PULSE ALARM BOARD




This new assembly easily converts to a counter, stop watch, warble and pulse alarm generator by adding a few components. We supply the data and typical applications. Requires 9V battery to operate. SPECIAL 2 FOR \$1.99

PUSH-BUTTON SWITCH



N/Open Contact
Color: Red, White, Blue, Green, Black
3/\$1.00
N/Close also Available
50¢ each
LARGE QTY. AVAILABLE

HEAVY DUTY CLIP LEADS



10 pairs — 5 colors Alligator clips on a 22" long lead. Ideal for any testing.
\$2.20/pack

BATTERIES

PK/\$10.00
2 PKS/\$19.00
ILLUSTRATED
LESS COVER



Output: 3.6 Volts @ 3.0 Amp/Hour. Consists of three each, 1.2 Volt "D" size Nickel Cadmium Cells stacked and plastic film encapsulated. Tabs are provided at each end for electrical connections. The individual cells can be cut apart if desired. Rated recharge rate is 30 mA, 14-18 hours. Size: 1 1/4" dia. x 7" long. New. Shpg. Wt. each pack, 1 lb.

"C" SIZE BATTERY PACK

10 C size ni-cd battery in dng pack, gives out 12.5V D.C. 1.8 amp per hour. All fresh code, pull-out from movie cameras. Can be disconnected to use as single c cells. Hard to find \$15.00 per pack of 10 batteries

NI-CD BATTERY SALE



12V Pack 450 MZ/HR Size 3" x 1" x 2"
\$8.00 PER PACK
4 AA Pack 450 MA/HR
\$3.50 PER PACK

All above batteries are used but late date code and we guarantee to take back all bad ones for exchange.

GELCELL 6V 9AMP/HR SEALED LEAD ACID RECHARGEABLE BATTERY



Sealed construction permits this battery to be operated in any position. Recharge rate 2.15 amp max. for 14-16 hours. All brand new. Limited quantities. Size of battery 4 1/2" x 2 3/4" x 5 1/2".
\$16.50 each

ELECTRONIC PIN BALL MACHINE



A perfect gift for yourself or friends.
SPECIAL \$8.99 EACH
SPEAKER \$1.25 EACH

ULTRASONIC SWITCH KIT



Kit includes the Ultra Sonic Transducers, 2 PC Boards for transmitter and receiver. All electronic parts and instructions. Easy to build and a lot of uses such as remote control for TV, garage door, alarm system or counter. Unit operates by 9-12 DC.
\$15.50

COMPLETE TIME MODULE

0.3" digits LCD Clock Module with month and date, hour, minute and seconds. As well as stop watch function!! Battery and back up light is with the module. Size of the module is 1" dia. Ideal for use in auto panel, computer, instrument and many others!
\$8.95 EACH

SOUND ACTIVATED SWITCH



All parts completed on a PC Board SCR will turn on relay, buzzer or trigger other circuit for 2 - 10 sec. (adjustable). Ideal for use as door alarm, sound controlled toys and many other projects. Supply voltage 4.5V 9V D.C.
\$1.75 ea. 2 for \$3.00

REGULATED DUAL VOLTAGE SUPPLY KIT

\pm 4 30V DC 800 MA adjustable, fully regulated by Fairchild 78MG and 79MG voltage regulator I.C. Kit includes all electronic parts, filter capacitors, I.C., heat sinks and P.C. board.
\$12.50 PER KIT

AA SIZE NI-CD SPECIAL SALE 4 FOR \$6.00

RECHARGEABLE BATTERIES
LIMITED QUANTITY AVAILABLE

SUB MINIATURE TOGGLE SWITCH 6 AMP 125V A.C.

SPDT	\$1.20
SPDT MOMENTARY	\$1.40
DPDT	\$1.80
DPDT MOMENTARY	\$1.80
DPDT (CENTER OFF)	\$2.20
3PDT	\$2.20
3PDT (CENTER OFF)	\$2.50
4PDT	\$2.80
4PDT (CENTER OFF)	\$3.80

POWER SUPPLY KIT

0-30V D.C. REGULATED
Uses UA723 and ZN3055 Power TR output can be adjusted from 0-30V, 2 AMP. Complete with PC board and all electronic parts. Transformer for Power Supply, 0-30 Power Supply
2 AMP 24V x 2 \$8.50 \$10.50 each

FLASHER LED

Unique design combines a jumbo red LED with an IC flasher chip in one package. Operates directly from 5V-7V DC. No dropping resistor needed. Pulse rate 3Hz @ 5V 20mA.
2 for \$2.20

BIPOLAR LED RED/GREEN

2 colors in one LED, green and red, changes color when reverse voltage supply. Amazing!
2 FOR \$2.20

ELECTRONIC SWITCH KIT

CONDENSER TYPE
Touch On Touch Off
uses 7473 I.C. and 12V relay
\$5.50 each

1 WATT AUDIO AMP

All parts are pre-assembled on a mini PC Board. Supply Voltage 6 9V D.C. SPECIAL PRICE \$1.95 ea.

LOW TIM DC STEREO PRE-AMP KIT TA-10 20

Incorporates brand-new D.C. design that gives a frequency response from 0Hz - 100KHz \pm 0.5dB! Added features like tone defeat and loudness control let you tailor your own frequency supplies to eliminate power fluctuation!
Specifications: • T.H.D. less than .005% • T.I.M. less than .005% • Frequency response: DC to 100KHz \pm 0.5dB • RIAA deviation: \pm 0.2dB • S/N ratio: better than 70dB • Sensitivity: Phono 2MV 47K/Aux. 100MV 100K • Output level: 1.3V • Max. output: 15V • Tone control: bass \pm 10dB @ 50Hz/treble \pm 10dB @ 15Hz • Power supply: \pm 24 D.C. @ 0.5A
Kit comes with regulated power supply, all you need is a 48V C.T. transformer @ 0.5A.
ONLY \$44.50
X'former \$4.50 ea.

SOLID STATE ELECTRONIC BUZZER

Mini size 1" x 3/4" x 3/4"
Supply voltage 1.5V - 12V
Ideal for Alarm or Tone Indicator
\$1.50 each



FORMULA INTERNATIONAL INC.

3/81

	SHIPPING AND HANDLING CHARGES
Inside California	Under \$50.00 purchase \$1.00 Over \$50.00 purchase \$1.50
Outside Calif. (includes Mexico & Canada)	Under \$50.00 purchase \$2.00 Over \$50.00 purchase \$3.00
Outside	Under \$50.00 purchase \$3.00 Over \$50.00 purchase \$4.00

Minimum Order \$10.00/Calif. Residents Add 6% Sales Tax
Phone Orders Accepted on Visa or MC ONLY, NO C.O.D./Store Hours 10-7 Mon. thru Sat.
17603 CRENSHAW BLVD., HAWTHORNE, CA 90250
PHONE: (213) 971-1821 • (213) 971-162

Send \$1.00 For Detailed Catalogue



**DISCOUNT TRS-80® DEALER A301
COMPUTER SPECIALISTS**



FREE
COMPUTER
CATALOG
UPON
REQUEST

\$ Discount \$
on TRS-80's

26-3001 4K Color.....	\$360.00
26-1062 16K III.....	888.00
26-4002 64K I DRIVE.....	3440.00

1-800-841-0860 TOLL FREE
MICRO MANAGEMENT SYSTEMS, INC.
Downtown Plaza Shopping Center
115 C. Second Av., S.W.
Cairo, Georgia 31728
(912) 377-7120 Go. Phone No.

**Buy
Gov't
Surplus**

Send 60¢ For Big Bargain Catalog
1000's Of Bargains; Surplus, Excess Inventory,
Brand Name New Equipment

**SAVE
To
85%**

SURPLUS CENTER Box 82209-RE Lincoln, Nebraska
Zip Code 68501

COMPRESSORS • WINCHES • GEAR MOTORS
TELEPHONES • WELDERS • POWER PLANTS
SURVEYING INSTRUMENTS • ELECTRONICS
FIRE/BURGLAR ALARMS • PAINT GUNS
TRAPS • BINOCULARS • TOOL BOXES
HYDRAULICS • AIR TOOLS • PUMPS



**ATTENTION
ELECTRONIC TECHNICIANS**

Highly Effective Home Study BSEE Degree Program for Experienced Electronic Technicians. Our New Advanced Placement Program grants Credit for previous Schooling & Professional Experience. Advance Rapidly! Our 36th Year! Free Descriptive Literature.

COOK'S INSTITUTE OF ELECTRONICS ENGINEERING
Desk 10 • P.O. Box 20345 • Jackson, MS 39209

HAND HELD GAME BOARD SPECIALS
These are the complete functional circuit boards from popular hand held games — no case or batteries supplied.

Computer Perfect
Has 10 LEDs and tone signals. You try to guess correct button sequence to light LEDs in order. Requires two 9V batteries. With instructions. C24404 \$4.50



Computer Mind
You guess the secret number stored in computer chip memory. Has 10 LEDs and keyboard. Requires one 9V battery. With instructions. C24405 \$3.75



Starsound Board
Unique board uses IC circuitry and gravity switch to produce space engine sounds. Point the board downwards and it produces "idle" sounds. Point upwards and the sound increases in pulsating frequency to produce "Blastoff" sounds. Originally had LED circuitry but this has been removed. Sound portion is 100% perfect. Requires 9V battery and speaker. C24406 \$2.50
2" Speaker for above. C24311 99¢



120 VAC Xenon Strobe Kit
Complete variable rate strobe light kit. Contains all parts. PC board, line cord and instructions. C23071 \$7.50



Super LED Flasher Kit
Great for Robot projects this simple to build kit uses IC circuitry to randomly flash 4 LEDs: 2 red, 1 yellow, 1 green. Complete with all parts, PC board and instructions. Size: 2" x 2". Operates on 9VDC. C24407 \$4.98



CHANEY electronics inc.
P.O. BOX 27038 DENVER, COLORADO 80227

Phone Orders 303-781-5750 • Minimum AD Order \$6.00
• Please include \$1.50 for postage
• VISA MC accepted
• Phone orders are welcome

Send for our free catalog of unique items

CIRCLE 25 ON FREE INFORMATION CARD

APRIL foolishness

No, we're not crazy... we just have a lot of parts we want to move, and you're the one who benefits. Stock up now!

**NEW PRICE BREAK:
16K dynamic RAMs - 8/\$29**

These top quality, low power, high speed (200 ns) parts expand memory in TRS-80® -I, -II, and -III computers (color machine, too) as well as machines made by Apple, Exidy, Heath, newer PETs, etc. Backed by 1 year limited warranty. Add \$3 for two dip shunts plus TRS-80™ conversion instructions. *TRS-80 is a trademark of the Tandy Corporation

miscellaneous

- 4511 BCD to 7 seg decode/drvr 3/\$2
- 4512 8 channel data selector 4/\$2
- 5101 CMOS 1K low power memory 10/\$17.50
- 1000 uF 35V axial capacitor 10/\$2.00
- 10,000 uF 10V axial capacitor 5/\$2.00
- S-100 card edge connectors 10/\$29.50
- Resistor asst. (cut & bent leads) 1000/\$5
- RCA phono jacks - these are super quality, closed circuit jacks that are the best we've seen in years. American made. 20/\$1.95
- 2102 low power 1K static RAM 10/\$9.90
- General purpose silicon signal diodes 50/\$2
- GT5306 NPN darlington, min gain 7000, 25V 200 mA, TO92 package 100/\$8.95
- NPN transistor similar 2N3904 100/\$7.95
- PNP transistor similar 2N3906 100/\$8.95
- 4N28 opto-coupler 6 pin minidip, MCT-2/IL-1 circuit 5/\$2
- SN76477 complex sound generator 1/\$2.50
- New low price! MA1003 12V DC clock module: \$10.95, matching case \$3.95
- Opto-isolator Grab Bag - 50 mixed opto-isolators from a major manufacturer. Unmarked 6 and 8 lead minidips include single and dual types with diode, transistor, and darlington outputs. Test them yourself and save! Not recommended for beginners. 50/\$4

TERMS: Call res. add tax. Allow 5% shipping; excess refunded. Orders under \$15 add \$2 handling. VISA & Mastercard - orders for 16K RAMs only call (415) 562-0636, 24 hrs. include street address for UPS. Prices subject to change without notice.

FREE CATALOGUE: Find out more about our exceptional product line. For 1st class delivery, add 41 cents in stamps; foreign orders add \$2 (refundable with order).

GODBOUT
GODBOUT ELECTRONICS
Bldg. 725, Oakland Airport, CA 94614
CIRCLE 44 ON FREE INFORMATION CARD

NEED YOUR ORDER SHIPPED TODAY? 800-538-5000

CALL US FOR VOLUME QUOTES. ALL MERCHANDISE 100% GUARANTEED. WE WILL BEAT ANY COMPETITORS PRICES. GIVE US A CALL AND WE'LL PROVE IT.

MA1012A CLOCK MODULE
Complete alarm clock module with special transformer and spec sheets included. Just add switches.
8.99 ea. 3/24

8038 INTERSIL FUNCTION GENERATOR
3.99ea 5/17.50

.43" Common Cathode LED Display
These are first quality RED displays manufactured by H.P.
#5082-7760 .79ea 100/\$65

95H90 350MHz ECL PRESCALER CHIP
7.99ea 5/35.95

T.V. CIRCUITS

MC1330	1.89
MC1350	1.29
MC1358	1.79
LM380	1.29
LM565	.99
LM741	.29
LM1310	1.90
LM1800	1.99
LM1889	2.49

RAM SALE

4116—300NS	8/19.95	100/2.25ea
4116—200NS	8/27.95	100/3.00ea
2114L—300NS	8/29.95	100/3.00ea

TRANSISTOR SALE

2N3904	10/1.00
2N3906	10/1.00
PN2222	10/1.00
2N3055	.79
	10/6.99

EPROM SALE

2708 450NS	4.95	8/4.80
2716 5V-450NS	7.95	8/6.95
2732 INTEL	29.95	CALL
2532 TI PIN OUT	21.95	CALL

JDR MICRODEVICES, INC.
1101 South Winchester Blvd.
San Jose, California 95128
408-247-4852
800-538-5000

TERMS: Include \$2 for shipping, \$10 minimum order. Send SASE for complete catalog. Bay Area Res. add 6 1/2% sales tax. Calif. Res. add 6% sales tax. We reserve the right to limit quantities and substitute manufacturer. Prices subject to change without notice.

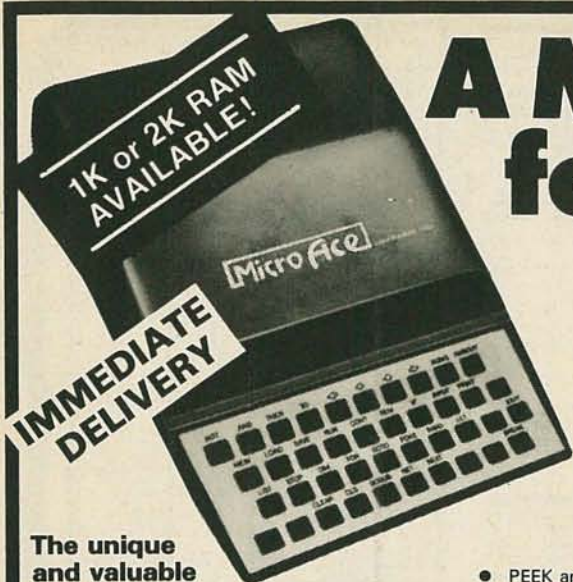



CIRCLE 46 ON FREE INFORMATION CARD

A Microcomputer for everyone at a Micro Price

The **MicroAce** - a new generation of miniature computers
A COMPLETE COMPUTER for \$149.00 for 1K Kit

Post and Packing FREE
 (Add 6% Tax for Shipments inside California)



The unique and valuable components of the MicroAce

The MicroAce is not just another personal computer. Quite apart from its exceptionally low price, the MicroAce has two uniquely advanced components: the powerful BASIC interpreter, and the simple teach yourself BASIC manual.

The unique versatile BASIC interpreter offers remarkable programming advantages:

- Unique 'one-touch' key word entry: the MicroAce eliminates a great deal of tiresome typing. Key words (RUN, PRINT, LIST, etc.) have their own single-key entry.
- Unique syntax check. Only lines with correct syntax are accepted into programs. A cursor identifies errors immediately. This prevents entry of long and complicated programs with faults only discovered when you try to run them.
- Excellent string-handling capability — takes up to 26 string variables of any length. All strings can undergo all relational tests (e.g. comparison). The MicroAce also has string input — to request a line of text when necessary. Strings do not need to be dimensioned.
- Up to 26 single dimension arrays.
- FOR/NEXT loops nested up to 26.
- Variable names of any length.
- BASIC language also handles full Boolean arithmetic, conditional expressions, etc.
- Exceptionally powerful edit facilities, allows modification of existing program lines.
- Randomise function, useful for games and secret codes, as well as more serious applications
- Timer under program control.

- PEEK and POKE enable entry of machine code instructions, USR causes jump to a user's machine language sub-routine.
- High-resolution graphics with 22 standard graphic symbols.
- All characters printable in reverse under program control.
- Lines of unlimited length.

'Excellent value' indeed!

For just \$149.00 (including handling charge) you get everything you need to build a personal computer at home... PCB, with IC sockets for all ICs; case; leads for direct connection to a cassette recorder and television (black and white or color); everything!

Yet the MicroAce really is a complete, powerful, full-facility computer, matching or surpassing other personal computers at several times the price.

The MicroAce is programmed in BASIC, and you can use it to do quite literally anything, from playing chess to managing a business.

The MicroAce is pleasantly straightforward to assemble, using a fine-tipped soldering iron. It immediately proves what a good job you've done: connect it to your TV ... link it to the mains adaptor ... and you're ready to go.

Fewer chips, compact design, volume production-more power per Dollar!

The MicroAce owes its remarkable low price to its remarkable design: the whole system is packed on to fewer, newer, more powerful and advanced LSI chips. A single SUPER ROM, for instance, contains the BASIC interpreter, the character set, operating system, and monitor. And the MicroAce 1K byte

RAM (expandable to 2K on board) is roughly equivalent to 4K bytes in a conventional computer — typically storing 100 lines of BASIC. (Key words occupy only a single byte.)

The display shows 32 characters by 24 lines. And Benchmark tests show that the MicroAce is faster than all other personal computers.

No other personal computer offers this unique combination of high capability and low price.

The MicroAce teach-yourself BASIC manual.

If the features of the BASIC interpreter mean little to you—don't worry. They're all explained in the specially-written book *free* with every kit! The book makes learning easy, exciting and enjoyable, and represents a complete course in BASIC programming—from first principles to complex programs. (Available separately—purchase price refunded if you buy a MicroAce later.)


A hardware manual is also included with every kit.

The MicroAce Kit:
\$149.00 with 1K COMPLETE
\$169.00 with 2K

Demand for the MicroAce is very high: use the coupon to order today for the earliest possible delivery. All orders will be despatched in strict rotation. If you are unsuccessful in constructing your kit, we will repair it for a fee of \$20.00, post and packing FREE. Of course, you may return your MicroAce as received within 14 days for a full refund. We want you to be satisfied beyond all doubt — and we have no doubt that you will be.

Z80 A microprocessor chip, widely recognised as the best ever made.

Sockets for TV, cassette recorder, power supply.



Your MicroAce kit contains...

- Printed circuit board, with IC sockets for all ICs.
- Complete components set, including all ICs—all manufactured by selected world-leading suppliers.
- New rugged keyboard, touch-sensitive, wipe-clean.
- Ready-moulded case.
- Leads and plugs for connection to domestic TV and cassette recorder. (Programs can be SAVED and LOADED on to a portable cassette recorder.)
- Mains adaptor of 600 mA at 9VDC nominal unregulated.
- FREE course in BASIC programming and user manual.

JOIN THE REVOLUTION - DON'T GET LEFT BEHIND - ORDER YOUR MICRO ACE NOW!!

Send Check, Money Order or quote your Credit Card No. to:
MicroAce 1348 East Edinger, Santa Ana, California, Zip Code 92705.
 or phone (714) 547 2526 quoting your Credit Card Number.

Quantity	Description	Unit Price	TOTAL
	MicroAce Kit 1K	\$149.00	
	MicroAce Kit 2K	\$169.00	
	Manual	\$10.00	
	1K Upgrade Kit	\$29.00	
Shipments inside California add 6% TAX		TOTAL	

- Amex.
- Diners
- Check
- Money Order
- Master Charge
- Visa

Card No. _____
 Exp. Date _____

Name _____
 Address _____
 City _____ State _____ Zip _____

7400

SN7400N	19	SN74123N	59
SN7401N	21	SN74124N	59
SN7402N	22	SN74126N	44
SN7403N	22	SN74128N	59
SN7404N	22	SN74132N	69
SN7405N	23	SN74136N	95
SN7406N	23	SN74139N	95
SN7407N	23	SN74141N	69
SN7408N	26	SN74142N	295
SN7409N	23	SN74143N	295
SN7410N	22	SN74144N	295
SN7411N	29	SN74145N	62
SN7412N	29	SN74147N	195
SN7413N	39	SN74148N	120
SN7414N	59	SN74150N	99
SN7415N	29	SN74151N	67
SN7417N	29	SN74152N	67
SN7420N	22	SN74153N	67
SN7421N	35	SN74154N	119
SN7422N	29	SN74155N	82
SN7423N	29	SN74156N	89
SN7425N	29	SN74157N	69
SN7426N	29	SN74158N	165
SN7427N	29	SN74160N	95
SN7429N	45	SN74161N	95
SN7430N	29	SN74162N	95
SN7432N	29	SN74163N	87
SN7437N	29	SN74164N	97
SN7438N	29	SN74165N	97
SN7439N	29	SN74166N	120
SN7440N	29	SN74167N	120
SN7441N	79	SN74170N	169
SN7442N	57	SN74172N	595
SN7443N	79	SN74173N	79
SN7444N	79	SN74174N	89
SN7445N	79	SN74175N	89
SN7446N	79	SN74176N	85
SN7447N	59	SN74177N	85
SN7448N	79	SN74179N	180
SN7450N	23	SN74181N	75
SN7451N	23	SN74181N	75
SN7453N	23	SN74182N	75
SN7454N	23	SN74184N	195
SN7459N	29	SN74185N	195
SN7460N	29	SN74186N	195
SN7470N	39	SN74188N	390
SN7472N	34	SN74190N	115
SN7473N	38	SN74191N	115
SN7474N	38	SN74192N	85
SN7475N	38	SN74193N	85
SN7476N	38	SN74194N	85
SN7479N	460	SN74195N	85
SN7480N	59	SN74196N	85
SN7481N	79	SN74197N	85
SN7482N	110	SN74198N	139
SN7483N	55	SN74199N	139
SN7485N	65	SN74221N	139
SN7486N	39	SN74251N	95
SN7489N	175	SN74273N	89
SN7490N	39	SN74279N	89
SN7491N	65	SN74283N	215
SN7492N	52	SN74284N	390
SN7493N	49	SN74285N	390
SN7494N	72	SN74290N	129
SN7495N	65	SN74298N	95
SN7496N	62	SN74365N	68
SN7497N	310	SN74366N	68
SN74100N	99	SN74367N	79
SN74107N	85	SN74368N	79
SN74109N	53	SN74390N	190
SN74110N	195	SN74393N	190
SN74121N	29	SN74490N	190
SN74122N	39		

74LS00

74LS00N	35	74LS164N	119
74LS01N	28	74LS165N	89
74LS02N	28	74LS166N	248
74LS03N	28	74LS168N	189
74LS04N	39	74LS169N	189
74LS05N	28	74LS170N	199
74LS06N	39	74LS173N	89
74LS09N	39	74LS174N	99
74LS10N	28	74LS175N	99
74LS11N	39	74LS181N	220
74LS12N	39	74LS190N	115
74LS13N	47	74LS191N	115
74LS14N	125	74LS192N	98
74LS15N	39	74LS193N	98
74LS20N	26	74LS194N	115
74LS21N	38	74LS195N	95
74LS22N	38	74LS196N	89
74LS26N	39	74LS197N	89
74LS27N	39	74LS221N	149
74LS28N	39	74LS240N	195
74LS30N	26	74LS241N	195
74LS32N	39	74LS242N	195
74LS33N	39	74LS243N	195
74LS37N	79	74LS244N	195
74LS38N	39	74LS245N	195
74LS40N	26	74LS246N	195
74LS42N	79	74LS247N	195
74LS47N	79	74LS248N	110
74LS48N	79	74LS249N	110
74LS51N	26	74LS251N	179
74LS54N	35	74LS253N	98
74LS55N	35	74LS254N	98
74LS57N	45	74LS255N	98
74LS58N	45	74LS256N	98
74LS59N	45	74LS259N	295
74LS75N	68	74LS260N	69
74LS76N	45	74LS261N	249
74LS78N	68	74LS262N	59
74LS83AN	99	74LS273N	175
74LS85N	110	74LS275N	440
74LS86N	45	74LS279N	59
74LS87N	45	74LS281N	110
74LS89N	75	74LS282N	129
74LS93N	75	74LS293N	195
74LS95N	88	74LS295N	110
74LS96N	98	74LS298N	129
74LS97N	98	74LS299N	129
74LS109N	45	74LS347N	195
74LS112N	49	74LS348N	195
74LS113N	49	74LS352N	165
74LS114N	55	74LS353N	165
74LS122N	55	74LS363N	149
74LS123N	119	74LS365N	99
74LS124N	135	74LS366N	99
74LS125N	89	74LS367N	73
74LS126N	89	74LS368N	73
74LS130N	79	74LS373N	275
74LS136N	59	74LS374N	275
74LS138N	89	74LS375N	195
74LS139N	89	74LS377N	195
74LS145N	125	74LS385N	195
74LS150N	149	74LS386N	195
74LS151N	79	74LS390N	195
74LS153N	79	74LS393N	195
74LS154N	249	74LS395N	170
74LS157N	119	74LS429N	295
74LS158N	99	74LS456N	295
74LS159N	99	74LS466N	79
74LS160N	75	74LS467N	79
74LS162N	98	74LS468N	79
74LS163N	98	74LS469N	79
74LS164N	98	74LS470N	79
74LS165N	98	74LS471N	79
74LS166N	98	74LS472N	79
74LS167N	98	74LS473N	79
74LS168N	98	74LS474N	79
74LS169N	98	74LS475N	79
74LS170N	98	74LS476N	79
74LS171N	98	74LS477N	79
74LS172N	98	74LS478N	79
74LS173N	98	74LS479N	79
74LS174N	98	74LS480N	79
74LS175N	98	74LS481N	79
74LS176N	98	74LS482N	79
74LS177N	98	74LS483N	79
74LS178N	98	74LS484N	79
74LS179N	98	74LS485N	79
74LS180N	98	74LS486N	79
74LS181N	98	74LS487N	79
74LS182N	98	74LS488N	79
74LS183N	98	74LS489N	79
74LS184N	98	74LS490N	79
74LS185N	98	74LS491N	79
74LS186N	98	74LS492N	79
74LS187N	98	74LS493N	79
74LS188N	98	74LS494N	79
74LS189N	98	74LS495N	79
74LS190N	98	74LS496N	79
74LS191N	98	74LS497N	79
74LS192N	98	74LS498N	79
74LS193N	98	74LS499N	79
74LS194N	98	74LS500N	79

16K UPGRADE ONLY
\$49.95
 SPECIFY COMPUTER

NON-LINEAR SYSTEMS, INC. NLS
TOUCH-TEST 20
 DIGITAL MULTIMETER
 The NLS Model Touch-Test 20 is a 2 1/2 digit digital multimeter with capability of measuring 10 parameters including but not limited to: DC voltage, AC voltage, resistance, capacitance, inductance, frequency, duty cycle, and on-off power.
\$319.95

BECKMAN
 Digital Multimeters
 MODELS TECH 300 AND TECH 310
 Choice of Models - The TECH 310 has all above features, 7 functions, 29 ranges, plus 0.25% Vol accuracy.
 The TECH 300 has a 0.5% Vol accuracy and all of the above features, but without auto-zero, continuity function or the 10 amp current ranges.
 TECH 300 Digital Multimeter \$100
 TECH 310 Digital Multimeter \$130
 TECH 330 Digital Multimeter \$189
 VC-201 Vinyl Carrying Case \$24
 DC-202 Deluxe Carrying Case \$20
 RS-221 RF Probe \$35
 RP-221 RF Probe \$35
 CH-231 AC Current Clamp \$42
 DL-241 Deluxe Test Lead Kit \$10
 TL-242 Spare Test Leads \$6

NEW!
MUSIC MACHINE 9
 WITH 9 VOICES!
 * NEW! Uses latest state of the art LSI Technology * Requires only one set for 9 voices * Uses three AY-3-8910's to produce nine voices * Plays music generated by the ALF Board * ALF software included * APPLE TV compatible
\$129.95
 ASSIGNED AND TESTED

FLOPPY DISK DRIVES
 Tandon TM1001 5 1/4" Disk Drive \$249.95
 MPI B51-51V 40 Tracks \$239.95
 Shugart SA400-51V 35 tracks \$295.00
 Shugart R00321 F 8 \$475.00
 Siemens Shugart Compatible Model
 FDD-120-80 \$429.00
 PERCUT Model 21 Dual \$1195.00
 WANG/SIEMENS 5 1/4" Drive \$290.00
 MPI B52 5 1/4" Dual \$348.00
 WANG/SIEMENS 282 Dual 5 1/4" \$395.00
 WANG/SIEMENS B2 \$290.00
 MPI 91 Double Track Density Single Side, 80 Tracks \$375.00
 MPI 92 Double Track Density Double Side, 160 Tracks \$475.00

CONTINENTAL SPECIALTIES
 Model LM-3 40-channel Logic Monitor \$85.00
 Model LM-1 Logic Monitor \$60.00
 Model LM-2 Logic Monitor \$147.00
 MAE-100 100 MHz Portable Frequency Counter \$175.00
 Model LP-1 Digital Logic Probe \$50.00
 Model LP-2 Economy Logic Probe \$28.00
 Model LP-3 High Speed Logic Probe \$77.00
 Model LP-4 Logic Probe \$21.95
 Model LTC-1 LTR-2 Logical Analysis Kits \$220/\$250

Proto Clips
 14-Pin Clip PC-14 \$ 4.25
 16-Pin Clip PC-16 \$ 4.50
 20-Pin Clip PC-20 \$ 4.75
 40-Pin Clip PC-40 \$14.95

Proto Boards
 PB-6 \$18.00 PB-104 \$4.00
 PB-100 \$18.00 PB-203 \$4.00
 PB-101 \$18.00 PB-203A \$4.00
 PB-102 \$18.00 PB-203B \$4.00
 PB-103 \$3.00 PB-203M \$129.00

SEMICONDUCTORS
SPEAK *****
DIGITAL TALKER
 Speech Synthesis System
 The DIGITAL TALKER is a speech synthesis system consisting of multiple 8-channel MOS integrated circuits. It converts a speech processor (chip) (SPC) and speech ROM and when used with external filter, amplifier, and speaker, produces a system which generates high quality speech including the natural inflection and emphasis of the original speech. Male, female, and children's voices can be synthesized.
 * Completely independent system, not requiring a processor controller.
 * Designed to be easily interfaced to most popular microprocessors.
 * 256 fully addressable expressions.
 * Male, female, and children's voices.
 * Natural inflection and emphasis of original speech.
 * Addresses 128K of ROM directly.
 * Communications with static or clocked dynamic ROM.
 * TTL compatible.
 * MICROBUS compatible.
DIGITAL TALKER™ DT1000. Self contained board that - with just a speaker and a power supply - can retrofit any desired combination of 144 words. **\$485.00**
DIGITAL TALKER™ DT1050. Chip set for building Digitalizer into your own evaluation design. **\$95.00**
 National Semiconductor

ADVANCED COMPUTER PRODUCTS

Apple® II 16K
Apple® II Plus \$1150
 DISK SYSTEM SPECIAL
 Apple II Plus w/48K Supermod Video Modulator Disk II w/Controller Integer Based ROM Card.
ACP Price \$1969.00

Hi-Speed Serial I/O	\$189.00	DS65 Digi-Sector	\$349.00	Integer ROM Card	\$189.00
Centronics Printer I/O	180.00	Apple Graphics Tablet	675.00	Proto Card	21.95
Applesoft II Firmware	189.00	D.C. Hayes Modem II	349.95	M & R Modulator	29.95
Apple Clock	269.00	Disk II w/Controller & Res 33	999.00	Cassette	54.95
Intr II X-10 System	179.95	Disk II	459.00	16K Upgrade Kit	54.95
Intr II X-10 Controller	269.95	Pascal Lang System	450.00	Desktop Plan	98.00
All Music Synthesizer	259.95	Parallel Printer Card	165.00	8 Floppy Controller	350.00
16 Ch. Analog Input	249.95	Communications Card	189.00	Heuristics Speechlab	179.00
2 Ch. Analog Output	164.95	Business Software Pkg	625.00	Romplus+	169.00
13-Key Keypad	M9.95	Corvus 10 Megabyte Drive	4625.00	Superadapter	279.00
Visi-Calc	125.00			Casher	250.00

Apple III \$3995
 * Apple III Option A: Apple II 96K Information Analyst Package, 12" B/W Monitor\$3995.00
 * Apple III Option B: Same as Option A Plus: Disk II for Apple III\$4395.00
 * Apple III Option C: Same as Option A Plus: Disk II for Apple III, Silentype Thermal Printer\$4785.00
 * To substitute 128K Apple III for 96K Apple III Add \$450.00

NEW APPLE PRODUCTS

- * "APPLE FAN" - Cures thermal problems from overcrowded machines designed specifically for Apple. \$49.95
- * "BIT 3" - New 80 x 24 Video Board for Apple. Completely compatible with Pascal. \$329.95
- * "BAR WAND" - Hewlett Packard HE05-3000 Bar Code interface to Apple. \$199.00
- * "SEE APPLE A/D" - 8 Channel A/D Interface completely assembled and tested. \$99.50
- * "VISTA APPLE 80 TRACK DISK DRIVE" - Floppy Aids-on for Apple 5 1/4" 80 TPI. \$459.00
- * "APPLE FORTRESS" - \$199.00
- * "APPLE CRYPTEX" for data encryption and security. \$449.00
- * "BIOPAC" Graphics Interface Card by Base 2. \$159.95
- * 8" Disk Drives for Apple, Controller, DOS, Two 8" drives cabinet and cable. \$1450.00
- * "MICROMODEM" - D.C. Hayes. \$319.95
- * "DIRECTOR" - Converts video input to Hi-Res graphics. \$349.95
- * VisiCalc Keypads: Numeric keypad with space, ESC, and - keys for VisiCalc compatibility. \$169.00
- * DOS 3.3 Upgrade Kits: 23% more storage in 16-sector format. \$65.00
- * Mountain Hardware Music Board: best yet - 16 channels. \$550.00
- * Controller 1.1 Revision Kit: 20% overall processing speed increase and supports standard printers. Reduced disk handling. Additional user creating. Improved manual. Vendor fee expanded. \$145.00
- * Pascal Revision Kit: Adds innovative and changing capabilities to Pascal environment. \$65.00
- * Mountain Hardware Expansion chassis: 8 more slots for Apple Hardware or software installation. \$175.00
- * Includes power supply. Avail. \$900.
- * Smart Term: Apple 80 x 24 Video Card. \$681.00
- * Mountain Hardware Expansion chassis: 8 more slots for Apple. \$349.00
- * Apple Silentype, with Apple Intelligent Interface Card. \$319.95
- * NEW! California Computer Systems APPLE Clock. \$194.95
- * NEW! 2.0 Software for APPLE CPM 2.2 & M BASIC. \$325.00
- * NEW! California Microprocessors Keypad for APPLE. \$175.00

NEW APPLE SOFTWARE

- 1 CYBERSTRIKE - Apple II version of Star Raiders from Atari on disk. \$34.95
- 2 BIT Blood War! Adventure - Hi-Res, Trend Lines, etc. \$109.95
- 3 "See Eagle" - Apple II version of the number one Atari game, "Galaxy". \$29.95
- 4 "Bark Barkin'" - Hi-Res simulation of Western Gunfight and Skeet Shooting. Same author as Nazir. \$29.95
- 5 "Apple Top Power Puzzer" \$74.95
- 6 "New-Test '80" \$64.95
- 7 NEW! Apple 2.80 CPM Software. Sell for Price \$85.00

ATARI 800 & 400
 Personal Computer System
ATARI 800 \$825.00
ATARI 400 \$449.00
 ATARI 800 includes: Computer Console, BASIC Lang. Cartridge, Education System Master Cartridge, BASIC Language Programming Manual, 800 Operator's Manual w/Notebook, 16K RAM Module, Power Supply, TV Switch Box.

Peripherals	599.00	Executive System Course Programs	35.00	Spelling	35.00
Disk Drive	199.00	U.S. History	35.00	World Geography	35.00
Printer	499.00	Supervisory Skills	35.00	Basic Algebra	35.00
Program Reader	69.00	World History	35.00	Basic Science	35.00
Interface - 808 Cartridge	55.00	Courtesy Products	35.00	Math Science	35.00
Education System Master Cartridge	28.00	Principles of Accounting	35.00	8K RAM Memory Module	119.00
Home BASIC	55.00	Physics	35.00	16K RAM Memory Module	225.00
Assembler/Debugger	55.00	Great Classics (English)	35.00	Beamer	35.00
Basewriter	42.00	Business Communications	35.00	Blank Disettes	35.00
Life	4				

CPU's & SUPPORT CHIPS

8080A	9.95
8085A	12.95
AMD 2901	13.95
8205	3.95
8212	2.70
8218	2.50
8226	2.75
8228	4.50
8251	6.95
8259	6.95
8257 (AM9517)	8.95
Z80A S10	17.95
8275	16.95
FD1791	34.95

RAM's

4114-3	3.95
4116-2	6.75
21103-3	.99
2102-4	.90
2101-1	3.50
MS4045-25	6.50
MS4050A	3.95
2101-1	3.50
21078-20B0	1.75
MM5270	3.45
MM5280	1.95

UART's

AV5-1013	3.75
TR1602B	3.95
AV3-8600	1.95
PT1482B	3.25

INTERFACE & DRIVERS

1489	.40
1489	1.10
8130	2.50
8131	2.50
8530	2.50
8533	2.50
8534	2.00
8537	2.00
8538	2.00
87380	2.00

SHIFT REGISTERS

MM1402	1.75
MM1403	1.75
MM1404	1.75
MM5013	2.50
MM5018	2.50
MM5055	2.50
MM5056	2.50
MM5057	2.50
MM5058	2.50
MM5060	2.50

PRINTED CIRCUIT BOARD
4" x 6" DOUBLE SIDED
EPOXY BOARD 1/16" thick
\$.60 ea. 5/2x6.00

EPOXY GLASS VECTOR BOARD
1/16" thick with 1/10" spacing
4 1/2" x 6 1/2" \$1.95

DATTEL'S DAC-089C
8 bit DAC --- \$9.95

74500	30	74574	70	745158	1.25
74502	30	74580	60	745161	1.10
74503	30	74589	1.25	745169	1.75
74504	40	745112	85	745174	1.40
74506	45	745123	1.40	745175	1.40
74508	40	745135	1.50	745184	1.10
74510	30	745138	1.25	745237	1.50
74511	35	745139	1.75	745258	1.40
74515	40	745140	1.00	745260	1.80
74520	40	745153	1.10	745290	1.50
74530	40	745151	1.10	745373	2.25
74532	40	745187	1.25	745374	2.80

7 WATT LD 65 LASER
DIODE IR \$8.95
25 watt Infra Red Pulse (SG 2006 equiv.)
Laser Diode (Spec sheet included) \$24.95

2N3820 P FET	45
2N5457 N FET	45
2N2646 UJT	45
ER 900 TRIGGER DIODES	4/81.00
2N 6028 PROG. UJT	65

TTL REED RELAY - SPST 5V 20ms #1.00

CLOCK CHIPS

MM5387AA	45.95
MM5314	44.75
MM5316	44.95

TANTALUM CAPACITORS

22UF 35V 5/81.00	10UF 10V --- \$.40
47UF 35V 5/81.00	22UF 10V --- \$.30
68UF 35V 5/81.00	15UF 16V 3/81.00
1UF 35V 5/81.00	30UF 6V 5/81.00
2.2UF 20V 5/81.00	33UF 20V \$.70
3.3UF 20V 4/81.00	100UF 15V \$.70
4.7UF 15V 5/81.00	150UF 15V \$.95
6.8UF 35V 3/81.00	

SANKEN AUDIO POWER AMPS
Si 1010 G 10 WATTS... \$ 7.50
Si 1020 G 20 WATTS... \$11.00
Si 1030 G 30 WATTS... \$13.50
Si 1050 G 50 WATTS... \$25.00

200 PRV 1A LASCR .95

RS232 CONNECTORS
DB 25P male \$3.25
DB 25S female \$4.25
HOODS \$1.50

C/MOS

4001	25	4027	45	4081	25	74C74	50
4002	25	4028	45	4082	25	74C76	50
4006	85	4029	85	4091	75	74C83	1.30
4007	27	4030	35	4098	1.75	74C85	1.40
4008	25	4031	35	4099	1.75	74C86	1.40
4009	45	4035	97	4810	75	74C90	90
4010	65	4040	65	4811	35	74C93	85
4011	25	4042	65	4814	1.95	74C181	1.75
4012	27	4043	1.00	4815	1.95	74C181-1	1.75
4013	27	4044	1.00	4816	1.95	74C181-2	1.75
4014	70	4048	90	4818	1.30	74C181-115	1.15
4015	65	4049	65	4820	70	74C181-115	1.15
4016	27	4050	45	4863	2.75	74C181-125	1.25
4017	20	4051	35	4814	1.30	74C181-130	1.30
4018	40	4052	1.10	74C302	27	74C174	1.30
4019	40	4053	1.10	74C304	40	74C175	1.30
4020	20	4056	35	74C308	35	74C182	1.30
4021	90	4058	35	74C110	27	74C183	1.30
4022	35	4072	35	74C120	27	74C184	1.30
4023	35	4073	35	74C121	27	74C185	1.30
4024	35	4074	35	74C122	27	74C186	1.30
4025	35	4077	35	74C123	27	74C187	1.30

SPECIALS

4116-3 RAM'S - 8/\$24.00
15% ALL 74LS SERIES
LEADER OSCILLOSCOPES
WE CARRY A FULL LINE OF HIGH QUALITY, LOW PRICED OSCILLOSCOPES WITH A TWO YEAR WARRANTY. COMPARE PRICE & FEATURES. LB0517 50 MHz D.T. CAL. DELAY \$1950.00

OSCILLOSCOPES
LBO-302 10 MHz, D.T. 3" Compact \$ 790.00
LBO-306S 20 MHz, D.T. 3" Portable AC/DC 950.00
LBO-310A 4 MHz, S.T. Recur. Sweep 275.00
LBO-507A 20 MHz, S.T. 5" 610.00
LBO-508A 20 MHz, D.T. 5" 835.00
LBO-510 10 MHz, S.T. 9" 420.00
LBO-513 10 MHz, S.T. 1mV Sens. 495.00
LBO-514 10 MHz, D.T. 1mV Sens. 645.00
LBO-518B 30 MHz, D.T. Cal. Delayed Sweep 3,100.00
LBO-520 30 MHz, D.T. w/Delay Line 1,100.00

SPECIALS GOOD THRU APRIL 1981

CRYSTALS \$3.45 ea.
2.000 MHz 6.144 MHz
4.000 MHz 8.000MHz
3.000 MHz 10.000 MHz
3.57 MHz 18.000 MHz
5.000 MHz 18.432 MHz
6.000 MHz 20.000 MHz

RIBBON CABLE (FLAT (COLOR CODED) #30 WIRE)
16 cond. - .40/ per foot
40 cond. - .75/ per foot
50 cond. - .90/ per foot

MINIATURE MULTI-TURN TRIM POTS
100, 5K, 10K, 20K, 250K, ... \$7.5 each ... 3/2.00

NO. 30 WIRE WRAP WIRE SINGLE STRAND
100' \$1.40

ALCO MINIATURE TOGGLE SWITCHES
MTA 106 SPDT \$1.05
MTA 206 DPDT \$1.70
MTA 206 P DPDT CENTER OFF \$1.85
MSD 206 P DPDT CENTER OFF LEVER SWITCH \$1.85

SCR's

1.5A	6A	35A	110A
100	45	60	140
200	70	90	190
400	120	140	260
600	180	190	360

FP 100 PHOTO TRANS \$.50
RED, YELLOW, GREEN OR AMBER LARGE LED'S 2" 6/81.00
RED/GREEN BIPOLAR LED'S \$.55
MLE92 R LED \$.75
MRD148 PHOTO DARL. XTOR \$.75
TIL 118 OPTO ISOLATOR \$.75
IL 5 OPTO ISOLATOR \$.80
1 WATT ZENERS: 3.3, 4.7, 5.1, 5.6, 6.8, 8.2, 9.1, 10, 12, 15, 18, or 22V 6/81.00

SFC 3301 - 50 PRV 30A
FAST RECOVERY DIODE (35ns) \$2.25
20KV 250MA DIODE \$1.90

SILICON POWER RECTIFIERS

PRV	1A	3A	12A	50A	125A	240A
100	.06	14	.35	.90	3.70	8.00
200	.07	.20	.40	1.30	4.25	12.00
400	.09	.25	.65	1.50	6.50	15.00
600	.11	.30	.80	2.00	8.50	18.00
800	.15	.35	1.00	2.50	10.50	22.00
1000	.20	.45	1.25	3.00	12.50	26.00

IN 4148 (IN914) 15/\$1.00
.1 or .01 uf 25V ceramic disc. caps.
16/\$1.00, 100/\$5.00

7 SEGMENT DISPLAYS
FSC 3024-4 digit \$7.50
C.C. 8" display \$5.95
FND 503 C.C. 15" \$ 8.85
DL-704-3" C.C. \$ 8.85

DL-707 C.A. 3" \$ 7.50
DL 747 C.A. 6" \$1.50
HP3400 8" C.C. \$1.95
HP3405 8" CC \$1.95


TRANSISTOR SPECIALS

2N1307 PNP GE TO-18	3.00
2N4004 PNP GE TO-18	3.00
2N4007 NPN GE TO-18	3.00
2N4010 NPN GE TO-18	3.00
2N4013 NPN GE TO-18	3.00
2N4017 NPN GE TO-18	3.00
2N4020 NPN GE TO-18	3.00
2N4024 NPN GE TO-18	3.00
2N4027 NPN GE TO-18	3.00
2N4030 NPN GE TO-18	3.00
2N4033 NPN GE TO-18	3.00
2N4036 NPN GE TO-18	3.00
2N4040 NPN GE TO-18	3.00
2N4043 NPN GE TO-18	3.00
2N4046 NPN GE TO-18	3.00
2N4049 NPN GE TO-18	3.00
2N4052 NPN GE TO-18	3.00
2N4055 NPN GE TO-18	3.00
2N4058 NPN GE TO-18	3.00
2N4061 NPN GE TO-18	3.00
2N4064 NPN GE TO-18	3.00
2N4067 NPN GE TO-18	3.00
2N4070 NPN GE TO-18	3.00
2N4073 NPN GE TO-18	3.00
2N4076 NPN GE TO-18	3.00
2N4079 NPN GE TO-18	3.00
2N4082 NPN GE TO-18	3.00
2N4085 NPN GE TO-18	3.00
2N4088 NPN GE TO-18	3.00
2N4091 NPN GE TO-18	3.00
2N4094 NPN GE TO-18	3.00
2N4097 NPN GE TO-18	3.00
2N4100 NPN GE TO-18	3.00
2N4103 NPN GE TO-18	3.00
2N4106 NPN GE TO-18	3.00
2N4109 NPN GE TO-18	3.00
2N4112 NPN GE TO-18	3.00
2N4115 NPN GE TO-18	3.00
2N4118 NPN GE TO-18	3.00
2N4121 NPN GE TO-18	3.00
2N4124 NPN GE TO-18	3.00
2N4127 NPN GE TO-18	3.00
2N4130 NPN GE TO-18	3.00
2N4133 NPN GE TO-18	3.00
2N4136 NPN GE TO-18	3.00
2N4139 NPN GE TO-18	3.00
2N4142 NPN GE TO-18	3.00
2N4145 NPN GE TO-18	3.00
2N4148 NPN GE TO-18	3.00
2N4151 NPN GE TO-18	3.00
2N4154 NPN GE TO-18	3.00
2N4157 NPN GE TO-18	3.00
2N4160 NPN GE TO-18	3.00
2N4163 NPN GE TO-18	3.00
2N4166 NPN GE TO-18	3.00
2N4169 NPN GE TO-18	3.00
2N4172 NPN GE TO-18	3.00
2N4175 NPN GE TO-18	3.00
2N4178 NPN GE TO-18	3.00
2N4181 NPN GE TO-18	3.00
2N4184 NPN GE TO-18	3.00
2N4187 NPN GE TO-18	3.00
2N4190 NPN GE TO-18	3.00
2N4193 NPN GE TO-18	3.00
2N4196 NPN GE TO-18	3.00
2N4199 NPN GE TO-18	3.00
2N4202 NPN GE TO-18	3.00
2N4205 NPN GE TO-18	3.00
2N4208 NPN GE TO-18	3.00
2N4211 NPN GE TO-18	3.00
2N4214 NPN GE TO-18	3.00
2N4217 NPN GE TO-18	3.00
2N4220 NPN GE TO-18	3.00
2N4223 NPN GE TO-18	3.00
2N4226 NPN GE TO-18	3.00
2N4229 NPN GE TO-18	3.00
2N4232 NPN GE TO-18	3.00
2N4235 NPN GE TO-18	3.00
2N4238 NPN GE TO-18	3.00
2N4241 NPN GE TO-18	3.00
2N4244 NPN GE TO-18	3.00
2N4247 NPN GE TO-18	3.00
2N4250 NPN GE TO-18	3.00
2N4253 NPN GE TO-18	3.00
2N4256 NPN GE TO-18	3.00
2N4259 NPN GE TO-18	3.00
2N4262 NPN GE TO-18	3.00
2N4265 NPN GE TO-18	3.00
2N4268 NPN GE TO-18	3.00
2N4271 NPN GE TO-18	3.00
2N4274 NPN GE TO-18	3.00
2N4277 NPN GE TO-18	3.00
2N4280 NPN GE TO-18	3.00
2N4283 NPN GE TO-18	3.00
2N4286 NPN GE TO-18	3.00
2N4289 NPN GE TO-18	3.00
2N4292 NPN GE TO-18	3.00
2N4295 NPN GE TO-18	3.00
2N4298 NPN GE TO-18	3.00
2N4301 NPN GE TO-18	3.00
2N4304 NPN GE TO-18	3.00
2N4307 NPN GE TO-18	3.00
2N4310 NPN GE TO-18	3.00
2N4313 NPN GE TO-18	3.00
2N4316 NPN GE TO-18	3.00
2N4319 NPN GE TO-18	3.00
2N4322 NPN GE TO-18	3.00
2N4325 NPN GE TO-18	3.00
2N4328 NPN GE TO-18	3.00
2N4331 NPN GE TO-18	3.00
2N4334 NPN GE TO-18	3.00
2N4337 NPN GE TO-18	3.00
2N4340 NPN GE TO-18	3.00
2N4343 NPN GE TO-18	3.00
2N4346 NPN GE TO-18	3.00
2N4349 NPN GE TO-18	3.00
2N4352 NPN GE TO-18	3.00
2N4355 NPN GE TO-18	3.00
2N4358 NPN GE TO-18	3.00
2N4361 NPN GE TO-18	3.00
2N4364 NPN GE TO-18	3.00
2N4367 NPN GE TO-18	3.00
2N4370 NPN GE TO-18	3.00
2N4373 NPN GE TO-18	3.00
2N4376 NPN GE TO-18	3.00
2N4379 NPN GE TO-18	3.00
2N4382 NPN GE TO-18	3.00
2N4385 NPN GE TO-18	3.00
2N4388 NPN GE TO-18	3.00
2N4391 NPN GE TO-18	3.00
2N4394 NPN GE TO-18	3.00
2N4397 NPN GE TO-18	3.00
2N4400 NPN GE TO-18	3.00
2N4403 NPN GE TO-18	3.00
2N4406 NPN GE TO-18	3.00
2N4409 NPN GE TO-18	3.00
2N4412 NPN GE TO-18	3.00
2N4415 NPN GE TO-18	3.00
2N4418 NPN GE TO-18	3.00
2N4421 NPN GE TO-18	3.00
2N4424 NPN GE TO-18	3.00
2N4427 NPN GE TO-18	3.00
2N4430 NPN GE TO-18	3.00
2N4433 NPN GE TO-18	3.00
2N4436 NPN GE TO-18	3.00
2N4439 NPN GE TO-18	3.00
2N4442 NPN GE TO-18	3.00
2N4445 NPN GE TO-18	3.00
2N4448 NPN GE TO-18	3.00
2N4451 NPN GE TO-18	3.00

Radio Shack is America's Parts Place™

No Minimum Order! No Waiting! Low Prices!

Phenolic PC Boards for Prototyping and Projects



NEW!

Low As
1.49

- Pre-Drilled Mounting Holes at Corners
- Indexed for Fast, Accurate Layouts

- A Grid Board.** Has .100x.100 centers for DIP ICs and headers. 750 indexed contact points, labeled on both sides. 2 3/4 x 3 3/4" 276-158 1.95
- B Dual IC Board.** Accepts 8 to 20-pin DIP ICs and provides 4 contact points for each IC pin. 1 3/4 x 3 3/4" 276-159 1.49
- C Component Board.** 100 pads with four contact points each. 3/32 x 3/32" centers for general use. 3 1/2 x 3 1/2" overall. 276-160 1.95

Hand-Held Digital Logic Probe

For All Logic Families, 5 to 15VDC

26⁹⁵

Displays logic levels, pulses and transients with bright LED indicators. Min. pulse width: 300 ns. 36" power leads with coded clips. 22-300 26.95



NEW! LED Bar-Graph Display

Ideal for Power and Level Metering!

3⁷⁹




- Bright red 10-step display in a 20-pin DIP. Use with driver chips, below. 276-081 3.79
- LM3914.** Ten adjustable analog steps, bar or dot display modes. 18-pin DIP. 276-1707 4.99
- LM3915.** As above, but with 3 dB log steps. 276-1708 4.99

Sensitive 13-Range, LCD-Readout Digital Multimeter

- 10-Megohm Input
- .25"-High Display

59⁹⁵



Deluxe Case



Only
5⁹⁵

- Check the features! Automatic polarity and zero adjust, plus over-range and low-battery indicators. RANGES: AC Volts: 0—200, 500. DC Volts: 0—2, 20, 200, 1000. DC Current: 0—2, 20, 200 mA. Resistance: 0—2k, 20k, 200k, 2000k ohms. Size: 3 1/8 x 2 1/8 x 1 1/8". With leads, instructions. Requires 9V battery or AC adapter. 22-197 59.95
- Vinyl Case.** 22-154 5.95
- AC Adapter.** U.L. listed. 273-1431 4.95

Super-Bright Xenon Flashtube



2⁹⁹
With Data

- For projects, replacements. 272-1145 2.99
- Trigger Coil for above. 272-1146 1.39

Sound-Maker IC With Data



6⁹⁹

- A wide variety of sounds with a minimum number of external parts. 28-pin DIP. 276-1766 6.99

Loud Miniature Piezo Buzzer



2⁹⁹
With Leads

- Low Current Drain!** Ideal for battery-powered alarms. 4.8 kHz output. 1.5-20VDC. 273-060 2.99

Infrared Optocoupler


1⁹⁹ Each
TTL Compatible



- TIL-111.** 5 ms switch time (typ.) 276-132 1.99
- TIL-119.** Trans. ratio 300% min. 276-133 1.99

IC Socket Breadboard

Save
30%
2⁹⁹ Reg.
4.49



- Accepts ICs (up to 22 pin) for quick circuit development. 276-176 Sale 2.99

16K Dynamic RAM



Save
\$4 Reg. **13.95** **9⁹⁵**

- 4116. Our popular 100% prime hobby RAM. Under 250 ns access time. 1 ms refresh. 276-2505 Sale 9.95

9V Rectangular Battery Holder



NEW!
59[¢]

- Metal clips keep 9V transistor battery in place! Requires #6 machine screw. 270-326 59¢

0-37V Voltage Regulators



3⁹⁹
TO-220 Case

- Up to 1.5A with heatsink. **LM317.** Pos. 276-1778 3.99
- LM337.** Neg. 276-1779 3.99

Micromini Red LEDs


Save **26%**
88[¢] Pkg. of 4
Reg. 1.19



- TLR-121.** Hi brightness, yet only 1/8 x 1/8 x 1/8". 276-032 Sale, Pkg. of 4/88¢

Package of 3 DC Motors


NEW!
Only
1⁴⁹



- For 1 1/2-6VDC. No-load RPM: 3500. Great for models! 273-208 3/1.49

Microwave Leakage Detector

Play it Safe! Now You Can Spot Potentially Dangerous Leakage from Any Microwave Oven. Requires No Batteries or AC Power.



NOT A CERTIFICATION INSTRUMENT

14⁹⁵


- Microwave leakage can cause serious health problems. Protect yourself and your family with this easy to use monitor. With complete instructions. 1 1/8 x 1 7/8 x 4 1/2" 22-2001 14.95

Stereo Reverb Project-Board™

Adds Echo, Reverb and Phase-Shift Effects to Hi-Fi and Musical Instrument Amplifiers

9⁹⁵

- Uses SAD-1024 dual analog delay IC. Package includes pre-drilled, labeled board, parts list and complete instructions. PARTS EXTRA—all available at Radio Shack. For 120VAC. 277-132 9.95



SHOWN BUILT WITH RECOMMENDED PARTS

The Most-Popular Parts In-Stock!
Start Your Next Project at The Shack®

Prices may vary at individual stores and dealers

Radio Shack®

A DIVISION OF TANDY CORPORATION • FORT WORTH, TEXAS 76102
OVER 7500 LOCATIONS IN 40 COUNTRIES

CIRCLE 13 ON FREE INFORMATION CARD

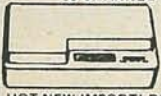
APRIL 1981

127

ETCO

CABLE TV CONVERTERS AND OTHER GOOD STUFF!

SMASHING ALL SALES RECORDS - OUR NEW 30 CHANNEL CABLE TV CONVERTER!



Converts mid & super band cable channels for viewing on your TV set!
No. 332A047. **39⁹⁵** \$34.95 ea. / 5

HOT NEW IMPORT! REMOTE CONTROL 30 CHANNEL CABLE TV CONVERTER!

89⁹⁵ \$79.95 ea. / 5 \$74.95 ea. / 10

Includes remote TV on/off switch and fine tuning control!
No. 332VA275.



ETCO MKII WIRELESS - THE ULTIMATE CABLE TV CONVERTER!



Set TV to channel 3 and the hand held remote control does the rest!
No. 332VA008.

189⁰⁰

VIDCOR 2000 CONVERTER ELIMINATES PROBLEMS WHEN TAPING FROM CABLE TV

89⁹⁵

Restores your VCR's copy ability for programming. Restores remote channel control. Enables videotaping of one cable program while watching another.



No. 332VA560.

UNUSUAL FACTORY SURPLUS MID-BAND - SUPER-BAND CABLE TV TUNER



Converts cable channels to a common IF frequency. Experimenters - build cable converters, decoders, etc. With schematic. No. 332VA342.

19⁹⁵ \$17.50 ea. / 10

FACTORY SURPLUS UHF TUNERS

4⁹⁵ \$3.95 ea. / 10

Brand new production surplus. All solid state. Ideal for experimental work building cable TV converters, etc. No. 332BU000.



MINIATURE FM WIRELESS MICROPHONE



Hides in the palm of your hand. Reception on any standard FM radio or receiver. No. 332VA482.

29⁹⁵ \$27.50 ea. / 5 \$24.95 ea. / 10

QUARTER-MILE WIRELESS MICROPHONE & RECEIVER SYSTEM

69⁹⁵ \$49.95 ea. / 5

FCC approved crystal controlled wireless mike & receiver. All battery operated. Electret wide range response. VU meter.



No. 332VA003.

ETCO GENERAL PURPOSE TUBE TESTER



IN KIT FORM. Checks for leakage, shorts, emission, 7, 9 pin, octal, local, compactrons, multivisors. In portable case. No. 332KT146.

49⁹⁵ \$49.95 ea. / 5

DUMPING! NORESCO ENDLESS LOOP CASSETTES!

4⁹⁵ \$4.49 ea. / 10

Impossible to find at any price!
3 minutes - No. 332VA605.
6 minutes - No. 332VA606.



ENDLESS!

IN STOCK - THE MURA CORDLESS TELEPHONE SYSTEM!



Answer & originate calls with this wire-free cordless telephone. 400 ft. range! Rechargeable! Last number recall! Plug-in feature! Use with other touch systems. No. 332VA724.

144⁸⁸ \$129.95 ea. / 5

SALE OF QUARTZ BATTERY-OPERATED CLOCK MOVEMENTS!

9⁹⁵ \$8.95 ea. / 5

Accuracy of 1 min. / year up to 4 years operation on 1 alkaline "C" cell. Imported from West Germany. No. 332VA581.



332VA585 - Matching Hands - \$2.49 / set. \$1.95 / set / 5

20 AMP REGULATED 12VDC POWER SUPPLY!



13.8 vdc no load, 12.5 vdc full load. Easily handles ham station, marine radio, SSB liners up to 400w P.E.P. Brand new, factory sealed carton. No. 332VA594.

59⁸⁸ \$48.95 ea. / 5

332VA385 - as above, 10 amp - \$49.95. 30.95 ea. / 5.

FREE

OUR LATEST 98 PAGE FASCINATING CATALOG (jam packed with unique items, electronic bargains and unusual offers). Write or circle the information card number below.



RUSH YOUR ORDER TODAY TO: ETCO ELECTRONICS NORTH COUNTRY SHOPPING CENTER PLATTSBURGH, N.Y. 12901

Check with order, please. Visa & Mastercard OK. (Sorry, no C.O.D.'s. Add 15% for UPS & Handling (Excess & funded). N.Y. State residents add 7% sales tax. Dealer & Export inquiries invited. Our telephone order desk never closes. Call 1-518-561-8700.

CIRCLE 30 ON FREE INFORMATION CARD

ADVERTISING INDEX

RADIO-ELECTRONICS does not assume any responsibility for errors that may appear in the index below.

Free Information Number Page

6	AMC Sales	114
32	Active Electronics	107
—	Advance Electronics	14-15, 44,88,93,96
9	Advanced Computer Products	124-125
33	Albia Electronics	99
41	All Electronics	126
11	American Antenna	Back Cover
15,16,17,18	Ancrona	109,111,113,115
54	B & K Precision	2
—	Bagnall Electronics	106
—	Karel Barta	106
59	Bearcat	33
64	Beckman	103
—	Bullet Electronics	112
20	Byte	24
—	CIE, Cleveland Institute of Engineering	18-21
52	CFR, Associates	118
22	Carpenter Mfg. Co.	84
25	Chaney Electronics	122
—	Command Productions	105
27	Communications Electronics	97
42	Concord Electronics	114
—	Cook's Institute	122
4	Cooper Group	Cover 2
—	Dage	106
2	Diamondback	114
10	Digi-Key	110
63	Discwasher	27
29	Eico	94
—	Electronic Technology Today Inc.	102
49	Enterprise Development	98
30	EtcO	106, 128
43	Fluke	7
34,35	Fordham	26,32
3	Formula International	120-121
—	GTE, Sylvania	46
36	Global Specialties Corp.	78
—	Global TV Electronics	105
44	Godbout Electronics	122
—	Grantham College of Engineering	22
55	Hal-Tronix	106
56,57,40	Heath	23,101, Cover 3
31	Hitachi	87
—	Information Unlimited	128
7	International Components	92
45	International Electronics Unlimited	119

46	JDR, Microdevices, Inc.	122
8	Jameco Electronics	116-117
28	MCM Audio	112
53	MTI	94
61	Magnavox	45
23	Meshna Inc.	118
—	McGraw-Hill	28-31
19	Micro Ace	123
—	Micro Management Systems	122
—	NRI, Schools	8-11
—	NTS, National Technical Schools	38-41
37	Netronics Research & Development Ltd.	89
60	Non-Linear	25
58	Optoelectronics Inc.	91
14	Ora Electronics	85
—	Osborne/McGraw/Hill	83
5	Paia Electronics	86
47	Panavise Products Inc.	84
26	Paccomm	22
38	Poly-Paks	118
51	RCA	1, 36-37, 81, 95
13	Radio Shack	127
12	Ramsey Electronics	108
—	Sabtronics	17
21	Hw. Sams	42
—	Sinclair Research Ltd.	13
39	Solid State Sales	126
—	Spacecoast	105
24	AW, Sperry	43
—	Surplus Center	122
—	Ungar	5
—	Wersi	86
62	Zenith Radio Corp.	34-35

AMAZING ELECTRONIC PROJECTS and PRODUCTS: Lasers Super Powered, Burning Cutting, Rifle, Pistol, Pocket. See in Dark—Shotgun Directional Mike—Unscramblers—Giant Tesla—Stunwand—TV Disrupter—Energy Producing, Surveillance, Detection, Electrifying, Ultrasonic, CB, Auto and Mech. Devices, Hundreds More—All New Plus INFO UNLTD PARTS SERVICE Catalog \$1. Information Unlimited, Dept. R8 Box 716 Amherst, N.H. 03031.

Do more than ever before— spend less than you planned



Heath makes the All-In-One Computer more versatile

Many satisfied customers know Heath takes the risk out of buying a balanced computer system. With the Heathkit All-In-One Computer, you get 16K Random Access Memory (expandable to 48K), keyboard, video terminal and floppy disk system — together in one self-contained, compact unit — for up to hundreds of dollars less than comparable systems.

Heath now makes the All-In-One Computer more versatile than ever! The new Heathkit H77 Floppy Disk System gives the All-In-One even more data storage and recall capacity. Combined, the All-In-One and H77 Floppy Disk give you up to 300K

bytes of on-line data storage — enough to hold entire files. You can mount operating system and program disks at the same time, to make computing even faster.

You can run programs written in MICROSOFT™ BASIC™ and Assembly Languages, and all current software written for the popular Heathkit H8 Computer.

Heath User's Group (HUG) will share with you a library of over 500 programs to make your computer serve you in ways you never imagined.

There's no better way to learn about computer systems — and save money — than by building one yourself.

Concise, easy-to-follow Heathkit assembly manuals show you the way, from start to finish. And a nationwide network of service centers protects your computer investment.

Join the Heathkit computer family today — and pocket the savings!

For complete details on Heathkit computer systems, as well as nearly 400 other electronic kits for your home, work or pleasure, send today for your free, value-packed Heathkit catalog. Or pick up your copy at the nearest Heathkit Electronic Center.

Heathkit®

SEND FOR FREE CATALOG

VISIT YOUR HEATHKIT STORE

Write to: HEATH COMPANY,
DEPARTMENT 020-764,
BENTON HARBOR, MI 49022



In the U.S. and Canada, visit your nearby Heathkit Electronic Center where Heathkit products are also displayed, sold and serviced. See the white pages of your phone book. In the U.S., Heathkit Electronic Centers are units of Veritechnology Electronics Corporation.

CP-184


CIRCLE 40 ON FREE INFORMATION CARD

IF YOU OWN A RADIO, THIS MICROPHONE WILL LET YOU TRANSMIT FURTHER AND CLEARER OR WE'LL GIVE YOU YOUR MONEY BACK!



Guaranteed to out perform any mic on any radio!

A speech processor microcircuit, designed by us, that eliminates splatter, boosts power and recharges its own battery. A patented American invention made in an American town.



CHECK OUT THE EXCLUSIVE FEATURES!



- CLIPS ANYWHERE
- PROCESSES SPEECH WITH COMPUTER CIRCUIT
- SOUND SENSITIVE 2 INCHES OR 2 FEET
- NOISE CANCELLING
- TWO MICS WITH ONE SWITCH
- FRESH CHARGE WITH NO BATTERIES

YOUR DOUBLE GUARANTEE

GUARANTEE I:

The K40 Speech Processor is guaranteed to outperform any microphone it replaces or return it for a complete and full refund within 7 days from the K40 Dealer that installed and tuned it.

GUARANTEE II:

Unconditionally guaranteed for 12 months. Guaranteed against cracking, chipping, or rusting. Guaranteed against mechanical failure. Guaranteed against electrical failure. No exclusions. No gimmicks. For a full 12 months.

\$44.⁵⁰ Suggested Retail

AMERICAN ANTENNA
ELGIN, ILLINOIS 60120
© COPYRIGHT AMERICAN ANTENNA

...Sold exclusively by  American **K40** Dealers throughout the U.S. & Canada.

CIRCLE 11 ON FREE INFORMATION CARD