

MARCH 1985 \$1.50

**COMPLETE
GUIDE:
The '85
Imports**



**MERKUR: Best
In PM's Sport
Sedan Test**

Popular Mechanics

**NEW GEAR
TO BATTLE
TODAY'S
DEADLY
FIRES**

**PLANS: Build
Our Solid-Teak
English Garden
Furniture**

MILLION-MILE REPORT


**MERCEDES 190
Owners Ask:
Where's The
Power?**

**PLANS: 6 Easy-
Build Kitchen
Accessories
Of Solid Pine**

**COMPUTERS
Make Your Own
Hookup Cables
For Modem
And Printer**

**WOODWORKING
10 Sturdy Leg-To-Rail
Joints For Furniture**

**Firefighters
Push Into A
Blaze With
Heat-Seeking
Camera And
Mist Nozzles**



4x4xFord!

Only Ford gives you a choice of big and small 4x4 pickups with independent front suspension.

And for '85, Ford's high-output engines make their performance even more exciting.

Ford's responsive power gives you extra muscle off the road, extra pleasure wherever you drive. Strong reasons to choose the 4x4's that lead all others in total sales.*

New Ranger power.

For '85, Ranger has a new 2.3L 4-cylinder engine with electronic fuel injection, standard. Or, you can go with Ranger's 2.8L V-6



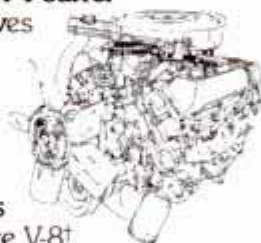
for power no other small V-6 pickup can top. Some choice!

More '85 news: 5-speed manual overdrive is now standard with all engines, new 4-speed automatic overdrive transmission optional with V-6.

Big F-Series power.

Ford's big 4x4's offer you a choice of five husky engines. Every one from standard 4.9L Six up leads its nearest competitor's in load-moving torque.

And the 5.8L High Output V-8 with 4-barrel carb gives you 45 more horsepower than Chevy's mid-size V-8†



Tough suspensions.

Both big and small 4x4's have Ford's exclusive Twin-Traction-Beam front suspension. Independent wheel action absorbs off-road jolts and helps keep wheels glued to the ground. Both give you Ford's proven 4-wheel-drive system with manual or optional automatic locking hubs.

Biggest pickup choice.

Pick short or long-bed Ranger. Or F-Series Regular Cab, exclusive SuperCab or 4-door Crew Cab—plus

payloads big as 4,485 lb. Nobody else does so much to meet your needs!

Best-Built American Trucks.

At Ford, Quality is Job 1. A 1984 survey established that Ford makes the best-built American trucks. This is based on an average of problems reported by owners in the prior six months on 1981-1983 models designed and built in the U.S.

Lifetime Service Guarantee.

As part of Ford Motor Company's commitment to your total satisfaction, participating Ford Dealers stand behind their work, in writing, with a Lifetime Service Guarantee. No other car companies' dealers, foreign or domestic, offer this kind of security. Nobody. See your participating Ford Dealer for details.

Dealer-installed Ranger light bar not for occupant safety.

*Based on new truck registrations thru August, 1984.

†Optional, not available in California or with manual transmission. Horsepower based on SAE Standard J1349.



"My Ford Pickup & Me."

"My Ford Ranger & Me."



AMERICA'S
TRUCK **BUILT FORD TOUGH**



Ford Ranger



Get it together—Buckle up!

This One



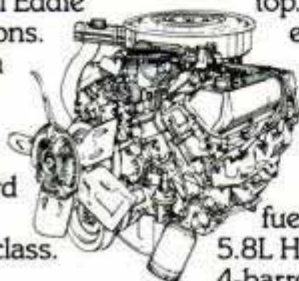
OXS4-ZYP-1S33

Ford Pickup

More Bauer to you!

Ford Bronco and Bronco II—not one but two tough 4-wheelers for '85—both with Eddie Bauer style. They're all dressed up with everywhere to go!

Now Ford offers you a choice of big Bronco (seats 5 or 6) or trim-size Bronco II (seats 4) in special Eddie Bauer editions. Both have a lot of good things in common—besides Ford toughness and Bauer class.



More power to you.

Both have plenty of power on tap. Power that eases you through hard off-road going and makes

all driving more fun. Bronco II's 2.8L V-6 gives you power no other small V-6 4-wheeler can top. It's standard at no extra cost. Bronco starts with a big high-torque 4.9L Six, standard. Adds a 5.0L V-8 with new electronic fuel injection. Plus a 5.8L High Output V-8 with 4-barrel carb—and 27% more horsepower than Blazer's biggest engine.*

Unique suspensions.

Both Broncos have

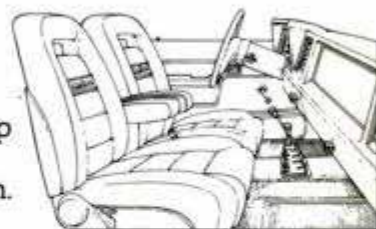
independent front suspension to absorb off-road jolts so you don't have to. And to help keep wheels glued to the ground for solid traction.

Both give you a proven 4-wheel-drive system with a choice of manual or optional automatic locking hubs.

And now both offer you the special looks and luxury of Eddie Bauer editions.

The Bauer Broncos.

These unique 4-wheelers have high-styled interior and exterior trim. They include dual Captain's Chairs, floor console and much more. Plus Eddie Bauer gear bag, travel blanket and visor organizer. And, to top it all, "Ford Care" extended maintenance



and limited warranty program. One beautiful package!

Best-Built American Trucks.

At Ford, Quality is Job 1. A 1984 survey established that Ford makes the best-built American trucks. This is based on an average of problems reported by owners in the prior six months on 1981-1983 models designed and built in the U.S.

Lifetime Service Guarantee.

As part of Ford Motor Company's commitment to your total satisfaction, participating Ford Dealers stand behind their work, in writing, with a Lifetime Service Guarantee. No other car companies' dealers, foreign or domestic, offer this kind of security. Nobody. See your participating Ford Dealer for details.

*Optional; not available in California or with manual transmission. Horsepower based on SAE Standard J1349.



"My Ford Bronco & Me."

"My Bronco II & Me."



AMERICA'S
TRUCK **BUILT**
FORD
TOUGH



Ford Bronco



Get it together. Buckle up.

Ford Bronco II



“Work out.
Run.
Sweat.
Shower.
And Speed Stick® protection
to help keep me dry.


That's how I give
my career
an extra edge.”



**THE
WIDE
STICK™
GIVES
YOU THE
EDGE.
by MENNEN**

© 1984 THE MENNEN CO.

Матеріал захищений авторським правом



ON THE COVER

Looking like men from outer space, firefighters dressed in heat-reflecting suits use a thermal-imaging scope to see through smoke and spot trapped victims. Read how new high-tech gear is battling deadly chemical fires and saving lives. Story begins on page 87.

—PM photo by Brian Wolff

INTERNATIONAL EDITIONS:
CARIBBEAN, MEXICO,
SOUTHERN HEMISPHERE

POPULAR MECHANICS (ISSN 0032-4558) is published monthly by The Hearst Corporation, 224 West 57th Street, New York, N.Y. 10019, U.S.A. Subscription prices: United States and possessions, \$11.97 for one year; \$21.97 for two years. Canada and all other countries, add \$16.00 for each year. Second-class postage paid at New York, N.Y., and additional mailing offices. Authorized second class mailing-in-Canada privileges by Canada Post Windsor, Ont. Registered as second-class matter at the Post Office at Mexico, D.F., Mexico, June 20, 1950. © 1984 by The Hearst Corporation. All rights reserved. Printed in U.S.A.

POSTMASTER: Please send address changes to Popular Mechanics, P.O. Box 10064, Des Moines, Iowa 50350.

SUBSCRIPTION SERVICE: Popular Mechanics Magazine will, upon receipt from its reader of a complete new or renewal subscription order, undertake fulfillment of that order so as to provide the first-copy delivery either to the Postal Service or alternate carriers within six to twelve weeks. If for some reason this cannot be done, you will be promptly notified of the issue date that will begin your subscription, with a request for any further instructions you may have concerning your order. Please address all such orders to us at Popular Mechanics, P.O. Box 10064, Des Moines, Iowa 50350. • Should you have any problem with your subscription, please write Joan Harris, Customer Service Department, Popular Mechanics, P.O. Box 10064, Des Moines, Iowa 50350 or call toll-free 1-800-247-5470; Iowa residents call 1-800-532-1272. Please enclose your mailing label when writing to us or renewing your subscription. • Renewal orders must be received at least eight weeks prior to expiration to assure continued service.

Use this address for subscription orders & inquiries. POPULAR MECHANICS, P.O. Box 10064, Des Moines, Iowa 50350. POSTMASTER: Please send address changes to this address.



92 Imported sports sedans



100 Great moves



90 Thunder boats



110 English garden furniture



45 Spy in the sky

AUTOMOBILES AND BIKES

Imports And Motorsports 10
The PM Garage 18
Detroit Listening Post 28
Car Clinic 36
Smoothest Transmission 42
Computer Car 42
Saturday Mechanic: 49

Oil pressure problems
Ignition Systems 80
They've gone from hot metal tubes to computers

'85 Imported Sports Sedans 92
PM singled out eight family-size imports for testing
PM Buyer's Guide To The '85 Imports 95

These new cars stress more luxury and performance
Ford's Aerostar Minivan 152
It's a head-turner
Mercedes 190 160
Owners praise handling and fuel economy of this Benz

SHOP AND CRAFTS

The PM Workbench 20
Workshop Minicourse 72
Cutting dovetail joints
Build Our Wheelbarrow 76
It will tote anything
Wood-Sculpture Clock Kit 109

The Phoenix clock is made almost exclusively from wood
English Garden Furniture 110
Build these four teak pieces
Joining Legs To Rails 114

We show 10 ways to join furniture legs to rails
6 Kitchen Companions 118
Each of these kitchen aids takes a few hours to build
Hints From Readers 166,169
A Dovetail Jig 167

BOATING AND OUTDOORS

All Outdoors Thunder Boats 34 90
It takes a special breed to pilot Formula One boats up to 150 mph

PHOTOGRAPHY

Dramatic Special Effects 98
Use four special effects to enhance your photos
Photo Hints 164

SCIENCE AND ENGINEERING

Science Worldwide 40
Probe To Catch Fish 42
New Artificial Heart 43
Stereo Sound Waves 43
Soviet Space Booster 44
Toughest Space Walk 44
Tank Of The Future 45
Mortar Can't Miss 45
Spy In The Sky 45
Gear For Firefighters 87

It takes a full array of high-tech equipment to fight fires in the '80s
Great Moves Of History 100
Man has learned how to move mountains overnight
How To Move A Baby Grand 107
Victor Borge says you need a rolling pin, a stack of books and a teen-ager
Killers' High-Tech Haven 108
Now we can breed killer whales in captivity

HOME AND YARD

Appliance Clinic 17
Homeowners' Clinic 25
New Now For Home And Shop 46
Replace Cellar Doors 54
Pruning Tools 64
These five will do it all
Household Moves 104
If you've ever pulled a muscle or injured your back, you need these tips
A Rising Faucet 168

ELECTRONICS, RADIO AND TV

PM Electronics Monitor 14
Computer Hook-Ups 58
Make your own connector cables and save a bundle
Barry Goldwater: K7UGA 74
TV—The New Antique 156
Some old television sets are valuable collectibles

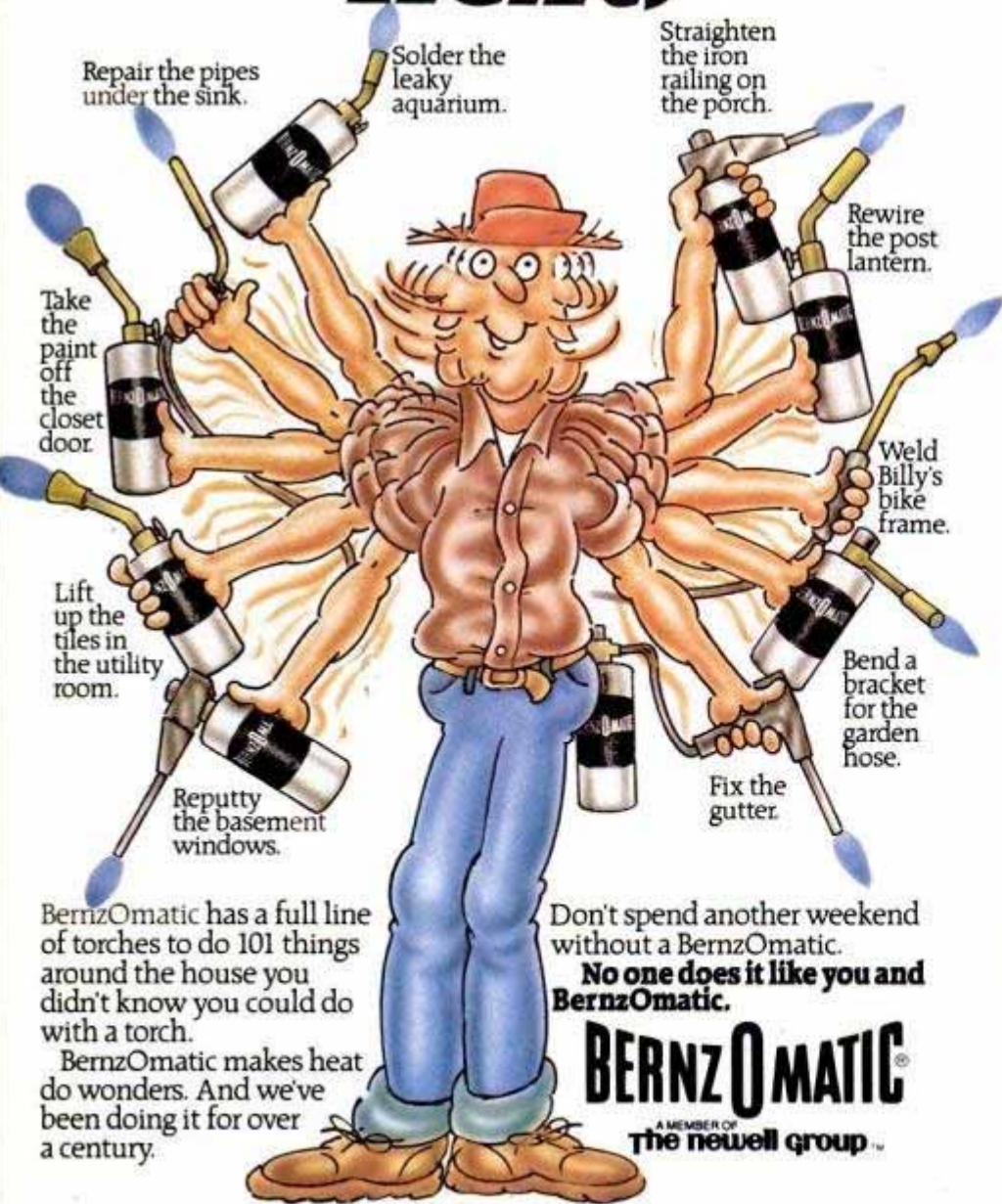
AVIATION

New Hovercraft 42
Aviation Lab Takes Off 43

EVERY MONTH

Editor's Notes 6
Letters To The Editor 8
Technology Update 42
PM's Time Machine 186

With BernzOmatic you won't know what to do next.



BernzOmatic has a full line of torches to do 101 things around the house you didn't know you could do with a torch.

BernzOmatic makes heat do wonders. And we've been doing it for over a century.

Don't spend another weekend without a BernzOmatic.

No one does it like you and BernzOmatic.

BERNZOMATIC®

A MEMBER OF THE NEWELL GROUP™

Popular Mechanics

Editor-in-Chief: John A. Linkletter

Executive Editor: Joe Oldham

Managing Editor: Bill Hartford

Graphics Director: Bryan Canniff

Special Editorial Features: Sheldon M. Gallager, editor

Automotive: Wade A. Hoyt, SAE, editor; Norman S. Mayersohn, assistant; Michael Lamm (West Coast); Daniel Charles Ross (Detroit)

Home and Shop: Steven Willson, editor; Penelope Spangler, Home Improvement editor; Joseph Truini, Shop and Tools editor; Arthur Rooze, associate editor

Electronics: Stephen A. Booth, editor

Boating, Outdoors and Travel: Ray Hill, editor

Science: Dennis Eskow, editor

Editorial Production: Peter Francesconi, chief; John Bostonian Jr., art; Rebecca Harth, David Meyer, assistants

Design Director: Ira Herrick

Art: John Johaneck, director; Alan Andresen, Ann Bennett, associate art directors

Editorial offices: 224 West 57th St., New York, N.Y. 10019. We cannot be responsible for loss of unsolicited queries, manuscripts, or photos. For return, they must be accompanied by adequate postage.

Reader Service Department: John Ginsberg, manager, 224 West 57th St., New York, N.Y. 10019; (212) 262-4292

Advertising Director: Floyd Sembler

Advertising Offices:

New York: 224 West 57th St., New York, N.Y. 10019; (212) 262-8824

Chicago: 1 South Wacker Drive, Chicago, Ill. 60606; (312) 984-5190

Detroit: 377 Fisher Rd., Grosse Pointe, Mich. 48230; (313) 881-3520

Cleveland: PDC Building, 3659 Green Rd., Cleveland, Ohio 44122; (216) 292-7334

Los Angeles: 460 East Carson Plaza Dr., Carson, Calif. 90746; (213) 532-8101

Director of Marketing: Edward Vaquero

Production Manager: Lori Ellwood

Advertising Production: Patricia Woods; (212) 262-4800

Classified Sales Manager: Sophie Gronowicz; (212) 262-4825

Published by The Hearst Corporation

President: Frank A. Bennack Jr.

Chairman: Randolph A. Hearst

President, Magazines Division: Gilbert C. Maurer


Publisher, Popular Mechanics: Daniel J. Coleman

Publishing Consultant: Richard E. Deems

POPULAR MECHANICS IS PUBLISHED MONTHLY by the Hearst Corporation, 959 Eighth Avenue, New York, N.Y. 10019, U.S.A. Frank A. Bennack Jr., President; Randolph A. Hearst, Chairman; Harvey L. Lipton, Vice President and Secretary; Hearst Magazines Division: Gilbert C. Maurer, President; K. Robert Brink, Executive Vice President and General Manager; George J. Green, Executive Vice President; Raymond J. Petersen, Executive Vice President; Thomas J. Hughes, Vice President and Resident Controller; William S. Campbell, Vice President, Director of Circulation; Daniel J. Coleman, Vice President for Popular Mechanics.

AS A SERVICE TO READERS, Popular Mechanics publishes newsworthy products, techniques and scientific and technological developments. Due to possible variance in the quality and condition of materials and workmanship, Popular Mechanics cannot assume responsibility for proper application of techniques or proper and safe functioning of manufactured products or reader-built projects resulting from plans published in this magazine.

Purcell Mountains. A rugged place for a smooth whisky to start.



WESTERN CANADA—The hardest part of the climbing is just getting enough air. I gulped it in. Icy. Thin.

And then we stopped, and looking around took my breath away all over again.

Later, thawing out by the fire, we knew we'd been someplace we could never forget.

Over Windsor Canadian, we talked about it all night long. That's some smooth whisky.

It's made from water that runs down from the glaciers. They use the local rye. And that high, clean air must have something to do with the way Windsor Canadian ages.

Rugged country. Smooth whisky. Both unforgettable.



WINDSOR
CANADA'S SMOOTHEST WHISKY.

True Value
HARDWARE STORES®

**TOOL VALUE
OF THE
MONTH**



3⁹⁹

**SEVRES® 2-Pc.
Locking Pliers Set**

7" regular & 6" long nose pliers with adjustable heat-treated alloy steel gripper jaws. Hurry! Offer good from Feb. 10 only while supplies last, at participating True Value Hardware Stores. LP0607



**HARDWARE
VALUE
OF THE MONTH**

10⁸⁸

**KELLER® 27"
Aluminum Stepladder**

Lightweight, features full 3" side rail, slip-resistant steps & feet, pinch-proof spreader bar. Hurry! Offer good from Feb. 20 only while supplies last, at participating True Value Hardware Stores. 327

CHARGE IT at participating True Value Hardware Stores. For store nearest you, see "Hardware" in the Yellow Pages.



**EDITOR'S
NOTES**

Moving a piano may not seem to merit a place in history. At least not until you've suffered through the effort yourself. The move does take on a certain stature when you do it alone, in darkness, and in absolute silence. Humorist Victor Borge recounts such a feat in *How To Move a Baby Grand* (page 107). Borge's is just one of our *Great Moves Of History*, which you'll find on page 100. One great effort that didn't quite make our final cut but is nonetheless interesting is shown below. It involves the unorthodox treatment of an Orthodox church in Czechoslovakia. When a coal deposit was discovered under the church in 1975, the 12,000-ton building was elevated, placed on rails and hefted a half mile away so the coal could be mined. (By the way, it should be



Entertainer Victor Borge demonstrates the first step in becoming PM's Music Critic.



Moving a church: Better founded upon a rock than on a prime deposit of coal.


noted that for his effort, Victor Borge was made PM's Music Critic for this month—the first man ever to be so honored). . . . It takes a lot more to fight a fire nowadays than a hose and a hardhat. With all the new kinds of materials that can burn—chemicals, plastics, toxics—there's no telling what firefighters will face when they respond to a call. To make the odds a little more in their favor, they're toting along the equipment you'll see in our cover story, *Hot New Gear For Firefighters* (page 87). To get PM's cover, photographer Brian Wolff and Science Editor Dennis Eskow

visited the Nassau County Fire Service Academy on Long Island, N.Y., where Alert Engine Co. No. 2 of Rockville Centre was practicing on an oil blaze. Posing calmly are Capt. William Ruckdeschel of Alert, Chief John Baroni of the academy and Chief John Glynn of Alert.

John A. Silletta



With our cover fire conquered, firefighters and editor Eskow face the camera.



Evinrude Performance

EVINRUDE XP 150. THE ULTIMATE BASS HAULIN' MACHINE



On the pro bass circuit, every tournament is a race. That's why we've engineered so many race-proven features into the Evinrude XP 150.

In fact, it shares many of the same high-tech features that make the new Evinrude 3.6 XP™ V-8 so awesome.



Like highly tuned race-style carbs, "high squish" design cylinder heads, a throaty race-tuned exhaust system and sleek Nitro Series™ XP gearcase.

With its Top Charge™ 35-amp alternator, you get more than enough power for fishfinders and other electronic accessories. Quicker charging for your trolling motor batteries, too.

What's more, the XP 150 offers VRO™ variable ratio automatic oil injection. And the XP 150 is backed by the new

optional 1+2™ three-year buyer protection plan. See all the exciting new Evinrude motors for 1985. For the name of your nearest Evinrude dealer, call this toll free number: **1-800-255-2550.**

THIS YEAR GO FOR THE BEST.

EVINRUDE

**FIRST IN
PERFORMANCE OUTBOARDS**

LETTERS TO THE EDITOR



Solar slip-up

I was puzzled by your explanation of why it was possible to photograph a normally unphotographable annular solar eclipse (*Science Worldwide*, page 52, Oct. '84). In an annular eclipse, as I understand it, it's the brightness of the sun showing around the edges of the disc that blanks out the fainter corona, making it invisible and thus not possible to photograph.

But you said that the sun was brighter than usual that day, making the corona visible. Wouldn't that tend to make it even *less* visible?

HARRY CHURCH
LEBANON, ILL.

You're right. We should have said that the corona, not the sun, was brighter than usual, making it visible despite the presence of sunlight.

I was very interested in your striking



Sun about to disappear in annular eclipse photographed by reader Conant in May 1984.

photo of the solar eclipse because I, too, wanted to photograph it and didn't think it would be possible. I was very surprised and pleased to find that my photos turned out well, although not quite as dramatic as yours.

The photograph that I'm enclosing (above) shows the sun as a slim crescent shortly before total eclipse.

CLAUDE HUGH CONANT
CHARLOTTE, MICH.

Were you there?

During World War II, America lost only one aircraft carrier in the Atlantic Ocean, the USS *Block Island* (CVE 21). Miraculously, all but 10 of the more than 900-man crew survived. These same crewmen were later assigned to a newly commissioned ship also named the *Block Island* (CVE 106).

This continuity of service through the sinking of one vessel and the manning of another of the same name is unique in naval history. We are trying to track down these valiant men in order to set up a reunion. If any are among your readers, we'd like to ask that they contact Al Dulman, 330 Powell St., Stoughton, Mass. 02072. Thanks.

W. J. BOOI
ANCHORAGE, ALASKA

Needs bigger lungs

My husband just finished building your intriguing air-driven calliope (*Create Your Own Circus Music*, page 102, Dec. '82). We found it hard to believe that such a complicated instrument could be constructed in the relatively short time you specified—only 40 hours—but you were right on the money.

We did make one modification that may be of interest to other readers who

have built the calliope. We found that the two hair dryers recommended for the air supply didn't have quite enough volume to produce a full, rich tone. We hooked up a tank-type vacuum cleaner instead and now the calliope sounds much better. We're very pleased.

BEVERLY ELWELL
EDINA, MINN.

Missing tool

Your excellent November '84 issue was a clear example of why I subscribe to *PM*. So much for the pat on the back. Now for a wrap on the knuckles:

Nowhere in your article *Plan A Shop That Works For You* (page 156) was there any mention of a multipurpose power tool. My Shopsmith takes up only a little more space than a lathe and can match the capabilities of most advanced workshops having many different types of tools. Why the oversight?

TOM ZMUDZINSKI
OXON HILL, MD.

The Shopsmith is a fine tool, indeed, and is particularly useful where shop space is limited because of its many functions. Our article, however, was intended to suggest efficient layouts for those having or wanting a variety of individual power tools.

Tire choosing made easy

Thanks for your article *How To Pick The Right Winter Tires* (page 72, Jan. '85). With all the confusion over different snow treads and front- vs. rear-wheel drive, your clear and detailed information was very helpful.

JOHN C. ACKERKNECHT
ESSEX JUNCTION, VT.

In Dutch

I very much enjoyed your article on new ultralights, especially those fantastic replicas of World War I fighters (*15 New Kit Planes You Can Fly Without A License*, page 90, Dec. '84). As a Dutchman, however, I must take exception to your description of the Fokker Eindecker as a German plane.

All Fokkers were, and still are, Dutch-made. The Fokker company is alive and well in Amsterdam and today makes short- and medium-range airliners.

J. J. VAN LIER
MERRIMACK, N.H.

You're right, of course. We meant that the Fokker Eindecker was German in the sense that it was one of Germany's principal fighter planes in World War I.

Your statement that Wisconsin requires mandatory flight training for ultralight pilots was incorrect. This state requires only that ultralights be registered.

For those who insist that ultralights need stricter regulation, it should be noted that no innocent bystander has ever been killed or injured by an ultralight. The only casualties have been among pilots and they assume the responsibility for their own safety.

MICHAEL SCHEID
EAA ULTRALIGHT CHAPTER 36
MADISON, WIS.

Right bridge, wrong river

In *PM's Time Machine* for December '84 (page 182), you noted that construction of New York's Verrazano-Narrows Bridge was begun 25 years ago, but you somehow put the bridge over the Hudson River. I think you'll find that it spans the Narrows, the body of water for which it is partly named.

L. A. BJONNES
HAZLET, N.J.

17 mg. "tar", 1.3 mg. nicotine av. per cigarette by FTC method.

Warning: The Surgeon General Has Determined
That Cigarette Smoking Is Dangerous to Your Health.

Winston America's Best.

Excellence.
The best live up to it.



© 1984 R. J. REYNOLDS TOBACCO CO.


Материал, защищенный авторскими правами

IMPORTS & MOTORSPORTS



Flat-out Ford

Look out Lancia and outta the way Audi Quattro! Ford's after a rally championship. This stubby little sweetheart looks fast and is fast. The RS 200, just shown by Ford of Europe at the Torino Motor Show, is a mid-engine two-seater that will run the roads with driver's pick of two-wheel or four-wheel drive. He'll be kicked up to 60 mph in under 5 sec. by the turbo-charged, 16-valve, dohc, fuel-injected Four that sits fore and aft behind him. The 1.8-liter powerplant will develop up to 360 hp in a chassis that's got a right-on weight distribution of 50:50. The composite materials body is a Ghia Studio design and, even



Ford's RS 200 sports prototype gives rally driver choice of rwd, 4wd.



Turbo intercooler of the mid-engine RS 200 is aerodynamically integrated in the roof.

though it appears totally new, if you look closely you'll see some parts taken right off the Merkur—the windshield, for example. The front and rear body sections hinge open completely, and all drive train components are fully accessible for quick servicing during rallies. In 10 minutes, you'll get a complete transmission change! Four prototypes were built initially and tested by Jackie Stewart, who gave the RS 200 thumbs up on its performance and handling. To qualify for world rally competition, Ford will build 200 cars to be sold in Europe. No matter that the price should be about \$40,000—a line is already forming.

Taller wagon

No, you're not shrinking. Some Honda Civic wagons are 1.1 inches taller than you remember from last year. The four-wheel-drive model, which just went on sale in snow-belt areas of the country, is higher to make room for a prop shaft to a rear axle differential, and to give the model a little extra ground clearance. The 4wd is an on-demand system: All you do is hit a button on the instrument panel when you want additional traction.

The only gear box offered is a six speed. The sixth-gear position is off to the side, out of the way of Honda's familiar five-speed shift pattern, since it's an extra low gear designed for low-speed pulling power when in



Honda Civic wagon with four-wheel drive is 1.1 in. taller than its fwd counterpart.

4wd. Power to the wheels is from Honda's transverse, 1.5-liter, 12-valve Four with 76 hp and 84 lb.-ft of torque. With this mountain machine, you can leave your crampons at home.

Volvos with front-wheel drive

If you're familiar with Sweden's two automakers, you know that Volvo has always made the rear-wheel-drive cars and Saab the front-wheel-drive models. That's just the way it's always been, but not for much longer. Late this year, Volvo will show the first of a fwd range of cars that'll join familiar DL, GL, 740 and 760 models that are sold here. The front drives

Four-door version of new front-drive line shares front-end identity with Volvo's 760 flagships.



Volvo fastback sports coupe will be first front-drive car from the Swedish automaker.

will be smaller than the "big" Volvos we know, and—good news for fans of the marque—less expensive. They'll be built in Volvo's manufacturing plant in Holland and will be 1986 model-year cars. The sports coupe should be the fastest of the new models, and will compete with cars like the Volkswagen Scirocco. The four-door

sedan gets an aerodynamic shape with some resemblance to the 700 series body. It's roomier than the model it has been built to replace: the rear-wheel-drive 360 that has been available only in Europe.

Meanwhile, at the upcoming Geneva Auto Show this month, Volvo will be showing a limited-production, 760-based, luxury performer—with, of course, rear-wheel drive. **PM**



**Now they last even longer.
(Once again, Duracell delivers.)**

At Duracell, neither rain nor snow nor dark of night stays us from trying to find ways to improve our batteries.

Not an easy task, mind you.

DURACELL® batteries are, after all, famous for their long life. And rightly so.

But try we did.

The result: Today's DURACELL batteries last up to 20 percent longer than the ones we made three years ago.

And we'll keep on improving them.

So no matter what you need batteries for, count on Duracell.

Our delivery is strictly First Class.



**When it comes to making them last longer,
we never stop.**

A quick message

We'll be brief. The car shown here is the most powerful Civic ever.

It's the new Honda Civic CRX Si. It has fuel injection. Driving enthusiasts will have no objection.

Fuel injection is just another way to get gasoline into the engine. Simply, it does the job more efficiently than a conventional carburetor.

Honda calls its new sequential-port system Programmed Fuel Injection. It times the exact moment to inject a precise measure of gasoline into each cylinder. The engine says when.

A 12-valve, cross-flow cylinder head makes effective use of the new fuel injection. Which makes it easier for you to get around slow moving traffic.

The CRX Si was designed for pure driving enjoyment. It comes only with a 5-speed manual transmission. Fifth gear is a true overdrive. It helps overall economy and reduces engine wear and interior noise level.

As always, you will find the engine and transmission up front for all the advantages of front-wheel drive. Less weight, more space, better traction.

One thing that makes the CRX Si a joy to drive is its suspension. Fore and aft stabilizer bars help control body lean while cornering. We've enclosed the rear bar inside the axle tube to keep everything neat underneath.



We've mounted nitrogen gas-filled rear shock absorbers to provide stable dampening. They help improve the ride.

Stopping power is trusted to power assisted brakes. Ventilated front discs help dissipate heat buildup. Rear brakes are drum type. Backing up everything is a dual diagonal hydraulic system.

Rack and pinion steering insures a positive feel to what's happening on the road. The car will positively turn on a dime, providing its diameter is no less than 29.5 feet. The Civic CRX has the tightest turning circle of any two seater sold in America. No wonder it's so easy to park.

In motion, the car is something else. A low 0.33 coefficient of aerodynamic drag. Honda designers shaped the car to direct air around it cleanly. To further improve total efficiency and help road holding ability.

Now you can see why there are so

ge from Honda.



many aerodynamic features. Like a front air dam, flush windshield and door handles, low hoodline and rear spoiler. The CRX is slippery.

You can watch the air slipping by overhead. The CRX Si comes with a power sunroof. Just touch a button and the sunroof panel rises and retracts. Because of the special way it opens, its opening is larger than other designs would permit. And it takes up hardly any headroom. Only Honda has it.

You will find cast aluminum alloy wheels on the standard list. They are fitted with wide Michelin steel-belted radials. Anything less wouldn't be right.

There is a rear window washer and wiper. A big help with a window that's 980 square inches of glass. It also has an electric defroster.

All the windows are tinted to filter out sun rays. The windshield has a dark shaded upper area across the top.

You adjust the dual outside mirrors from inside the car. And you can turn on the headlights, signal turns, wipe and wash the windows quickly, slowly or intermittently. Without removing your hands from the steering wheel.

Tall people can sit in this car. The seatbacks recline and the bucket seats themselves adjust eight inches front or back. Legroom runs nearly 43 inches. The seats have adjustable headrests.

Right behind the bucket seats is a locking stowage compartment. For anything you don't want people to see. There is also 14.5 cubic feet of cargo space back there. With a wide rear hatch for easy loading and unloading.

On the dash panel you will see the instruments you need. These include a speedometer with odometer and trip odometer, tachometer, temperature and fuel gauges and functional warning lights. They are illuminated in high visibility orange for better night vision, like in airplane cockpits.

The rest of the instrument panel features door window defrosters, quartz digital clock, covered storage box. And finally, a coin box.

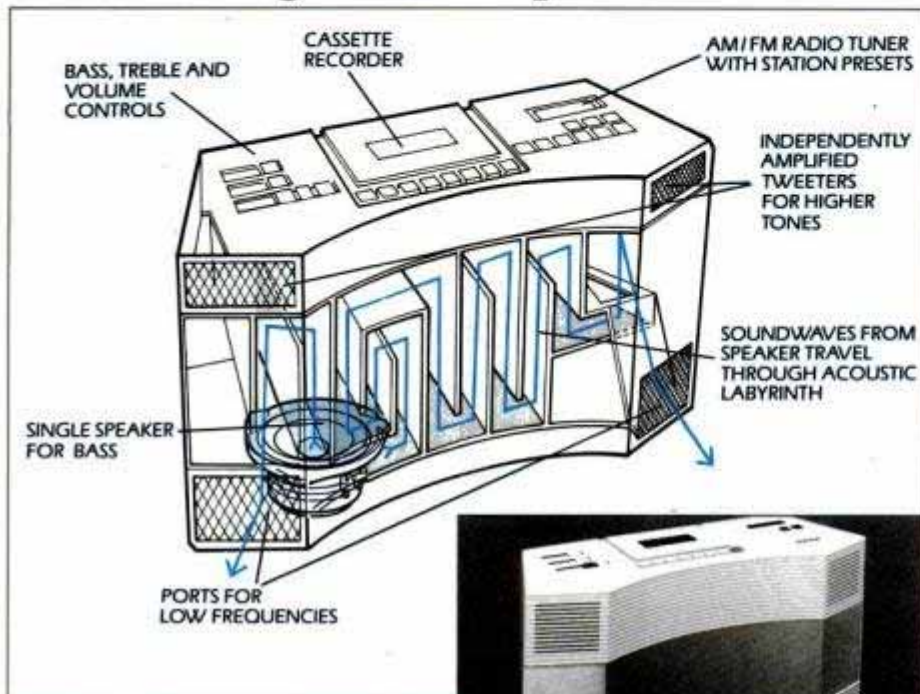
Certainly, by now, you must have gotten the message.

HONDA
The Civic CRX Si

PM ELECTRONICS MONITOR



Breakthrough in loudspeakers



Arrows chart the path of sound through the intricate wave-guide labyrinth (above) that lets the Bose AWMS-1 produce deep bass and high volume. The cassette/tuner/amp (right) is a tabletop model.



To get deeper bass from a conventional loudspeaker, you must increase the size of the cone, house it in a larger enclosure and pump in more watts to move a greater volume of air. Now, Bose Corp. has thrown convention to the winds with an engineering innovation that permits a small, modestly powered speaker to deliver bass at sound-pressure levels usually found only in heavily amplified floor-standing speakers.

The new technology is so effective that its first application occurs in a small, self-contained hi-fi console Bose calls the Acoustic Wave Music System (AWMS-1, \$649). The tabletop unit includes an AM/FM tuner with 10 presets, a cassette recorder with Dolby-B noise reduction, a 25-watt amplifier for the single 4-in. bass cone and a five-watt amp for each of its two high-frequency speakers. All this comes in an 18-pound package only 18 in. wide, 11 in. high and 8 in. deep.

Critical to the system's size and operation is the acoustic wave technology it's named for. This involves controlling

the interaction of acoustical waves with the moving bass cone. Similar to the way a flute can fill a hall with sound from a mere whisper of breath, this interaction takes place within tubes—or wave guides—emanating from the speaker cone and folded at precisely calculated intervals. A conventional speaker of the same enclosure size as the Bose AWMS would need three times the amplifier power to achieve the same volume.

According to Dr. Amar Bose, the compact efficiency of wave-guide technology has applications in video and car stereo. The wave guide can be wound through a TV set to produce astounding stereo from a small amplifier. Winding the wave guide around obstructions in a car would permit greater installation flexibility for super hi-fi sound.

Although the company is introducing its technology in a simple, one-piece console, Dr. Bose says free-standing wave-guide speakers are feasible for home and commercial use. The AWMS-1 runs on household current. A carrying case with battery pack costs \$70.

Currents

- By the time you read this, the first Compact Disc "singles" should be available. PolyGram Records says its MaxiDiscs will contain 17 minutes of digital audio music on a standard 4 $\frac{3}{4}$ -in. CD that is priced lower than album-length CDs. One possible application: laser jukeboxes.

- The interception of pay-TV programming by home satellite-dish owners is now legal, thanks to the 1984 Communications Act. But some pay-cable programmers are threatening to scramble their signals this year to foil freeloaders. Stay tuned....

- Signal-swipers beware: Those black boxes for unauthorized descrambling of pay-cable programs might cost you more than you think. A Federal District Court recently slapped \$1.1 million in theft-of-services fines against a New York retailer who sold the devices. The cable companies say they'll pursue cases against individual owners, too.


Hand-held computer-fun

Add SuperMicro to the list of downsized electronics miracles. HomeComputer Software, its maker, describes the device as a palm-size computer console for game aficionados whose skills and tastes have outgrown simpler hand-held video games.

At \$59.95, the battery-powered SuperMicro enables computer buffs to enjoy mind-challenging games away from their home computers. Its twin microprocessors and liquid crystal display color screen provide multiple skill levels, game variation and random action, along with sophisticated color graphics and sound effects. The game cartridges pop into the console like cassettes. HomeComputer Software now offers three games, with more cartridges on the way. **PM**



The color liquid crystal display screen of the SuperMicro game console closes up like a clamshell for portability.



**AIN'T NO FUN WHEN YOUR CAR WON'T RUN.
SHOULD'VE USED NAPA PARTS.**


Stop driving yourself crazy—start counting on quality NAPA parts to get you goin' and keep you goin'! Every NAPA Brand part is as good or better than original equipment. They're made better than they have to be. So do it right. Depend on quality NAPA parts to keep your car running NAPA Brand New. Available wherever you see the NAPA sign.



MAKE IT NAPA BRAND NEW!

Check your Yellow Pages

IT PULLS MORE THAN ITS OWN WEIGHT.



A Kubota tractor has lots of pull. It pulls a rotary tiller, disc harrow, front loader, box scraper, mower, cultivator, plow and more than 40 other matching tools.

Of course, not every Kubota tractor pulls every one of these implements. But with the widest selection of tractors under 40 hp and matching implements, you're sure to find the combination you need.



Whatever that is, Kubota tractors and implements are made for each other.

And our implements work even harder because of the special features built into our tractors. Like a fuel-efficient diesel engine. Four-wheel drive. Power steering. Three-point hitch with position and draft control.



On some models, shuttle-shift.

Stop by your Kubota dealer. He can tell you all the reasons why Kubota tractors and implements pull ahead every time.

Models	HP	CYL	Choice of Transmission
B5200	13	3	Standard
B6200	15	3	Standard or Hydrostatic
B7200	17	3	
B8200	19	3	
PTO HP*			
L245 HC	21	3	Standard
L2250	21	3	Mechanical shuttle-shift (8x7)
L2550	23.5	3	Mechanical shuttle-shift (8x7)
L2850	27	4	Mechanical shuttle-shift (8x7)
L345	29	4	Standard
L355 SS	29	4	Hydraulic shuttle-shift
L3750	36	5	8x8 or Hydraulic shuttle-shift
L4150	40	5	

*Manufacturer's estimate

 **KUBOTA**
Nothing like it on earth.™

APPLIANCE CLINIC

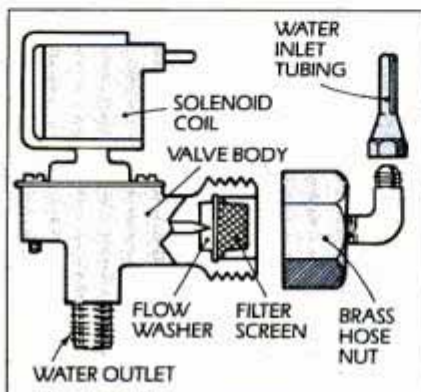


'Chocolate' ice cubes, then none

I have a General Electric icemaker, Model GE1, No. WR30X186, in my GE refrigerator. Dirt and sand entered our water supply from a ruptured water main in the street, and since then the icemaker hasn't worked. It made two or three cycles of "chocolate" ice cubes, then two cycles of clean but half-size cubes, and after that, nothing. What can I do to remedy this? My water supply is now clean and with good pressure.—T. Moitoza, Metairie, La.

Apparently silt that went through the water supply clogged the filter screen in the icemaker water valve. This valve is located in the motor compartment at the rear of the refrigerator. To clean the screen, unplug the refrigerator and turn off the water supply to the icemaker. Move the refrigerator away from the wall and remove the rear access panel.

Follow the water supply tubing to the water valve. Use a wrench to disconnect the tubing from the valve. Then remove the large brass hose nut to gain access to the stainless-steel filter screen located inside the valve inlet.



Icemaker water valve, if blocked by sediment, needs filter screen cleaning.

Remove the screen by carefully working it out of the valve with a small screwdriver. Clean the screen thoroughly, then replace it in the valve.

Before reconnecting the water supply tubing, place the loose end in a bucket and have someone turn on the water supply briefly, to flush about a quart of water through the tubing. Reconnect the tubing, turn the water back on, and check for leaks around the connection. Plug in the refrigerator and make sure the icemaker is turned on and plugged into its connector in the side wall of the unit's freezer compartment.

To prevent debris and silt from blocking the icemaker valve in the future, you might consider installing a water filter on the tubing leading to the icemaker water valve. The filter will also strip out much of the chlorine in the water and make the ice cubes taste better. The water filter is available from any authorized GE parts distributor in your area, and comes with installation instructions for the do-it-yourselfer. The part number for the filter is WR97X214.

Spin cycle shuts off clothes washer

I have a Sears Lady Kenmore clothes washer, model No. 110.72490600, serial No. C40702298. Every time the spin cycle begins, the kick-off switch shuts off the machine, no matter what the size of the load. I've checked to make sure the washer is level. Can you help?—Bernard Smith, Everett, Pa.

Either the snubber pad and spring are worn, or the off-balance switch needs adjusting. To check the snubber pad, unplug the washer, then raise the top by inserting a thin-blade putty knife between the top and the cabinet and pushing in on the two top locks, located 2½ in. from each side. The snubber pad and spring are at the right rear corner.

Push the tub back all the way, then let go. The snubber should produce a

drag on the tub and stop it from swinging back quickly. Should the tub move too freely, there may not be enough tension on the spring, or the bottom of the snubber pad may be glazed or oily and need replacement. The snubber and spring is part No. 350902, available at any Sears parts or appliance store.

If the snubber pad and spring are not the problem, check the off-balance switch. The switch is located behind the access panel at the rear of the machine, mounted with two screws to the left inside of the cabinet just below the base plate. There should be about 1-in. clearance between the base plate and the thin metal trip lever of the switch. If there is less clearance, bend the metal arm away from the base plate.

Calibrating an oven

The oven temperature control on my Frigidaire electric range, Model RDG3-35W, seems to be off about 50°. For example: When preheating the oven on a setting of 350°, the oven pilot shuts off, but the oven heat will override to about 400°. Would you please tell me the best way to approach this problem. I have had the back panel off to replace a surface unit pilot and found some loose wiring, which I took care of.—Albert Gibson, Port Richey, Fla.

To check the oven temperature, place a mercury oven thermometer—available at any large hardware store—in the center of the middle oven rack. Close the door and set the thermostat dial to 400°. Allow the thermostat to cycle off and on for three cycles (watch the indicator light). Use a flashlight to read the thermometer through the glass door, and calculate the average oven temperature for the last cycle. Mark down the cut-on temperature (indicator light on) and the cut-off temperature (light out). Add these two figures together and divide by 2. If the average temperature is less than 390° or more than 430° the thermostat should be recalibrated. If it is less than 290° or more than 530° the thermostat should be replaced.

To recalibrate the thermostat, the oven dial should be left at 400° and the oven hot. Remove the control knob; the calibrating screw is inside the hollow shaft on which the knob mounts. Insert a very thin-blade screwdriver through the center of the shaft to engage the calibrating screw. Hold the outside of the shaft with pliers to prevent it from moving, while turning the adjustment screw counterclockwise until the oven light comes on. Then, turn the screw clockwise until the oven light goes out. Set the screw approximately halfway between these points.

Let the oven cycle twice, then recheck the average temperature. On your particular model range, moving the calibrating screw ¼-turn counterclockwise lowers the temperature approximately 35°; ¼-turn clockwise raises the temperature 35°. **PM**

If you have a problem with any appliance, send your question, along with the model and serial numbers, to Appliance Clinic, Popular Mechanics, 224 West 57th St., New York, N.Y. 10019. Sorry, but letters cannot be answered individually. Problems of wide interest will be discussed in this column.

THE PM GARAGE



Tattletale ignition

The newest wrinkle in automotive electronics is self-diagnostics—systems that can analyze, store and report on their own failures. These systems are popular standard equipment on new cars, but here's the first I've seen in aftermarket parts.

The SecurityPlus electronic ignition module is a plug-in, bolt-on replacement for 1974 and later Ford vehicles. Two indicator lights on the case display module status. A green LED lights as long as the module is working properly. Should there be a malfunction, the red indicator light comes on and stays lit. That's really useful in cases of intermittent failures, where the unit malfunctions when hot and works properly after cooldown. If that happens, the red light would tell the tale.

SecurityPlus also prevents mistaken replacement of a working module, an error that might cost up to \$100. A limited lifetime warranty on the module stipulates free replacement if the red indicator light ever comes on. It's available at auto parts stores for about \$50. For more information, write to Switches Inc., 516 High Street, Logansport, Ind. 46947.—N.S.M.



Replacement ignition module uses LEDs to report on its own status.

Proper venting




Vent system traps the electrolyte overflow and safely carries away hydrogen gas.

The Safety Vent System is designed to prevent a buildup of explosive hydrogen gas inside the battery. Instead, hydrogen vents from the battery into the recovery monitoring bottle. A $\frac{1}{8}$ -in. hole in the bottlecap allows gas to discharge into the atmosphere, away from the battery terminals, where a spark might ignite it. If $\frac{1}{4}$ in. or more of electrolyte is found in the bottle after 30 days, it means the battery is being overcharged or too much water was added to the cells.

The Safety Vent System can be used on most nonmaintenance-free batteries. It's \$11.95 by Cable Safety Systems, 729 Walnut Blvd., Brentwood, Calif. 94518.—Mort Schultz

Third hand at the gas pump

Every time I suffer through frostbite and gas-soaked hands at the self-serve station, I fume about the demise of automatic gas pump nozzles. The solution is so simple that you'll wonder why it's not been thought of before—a clever plastic helper called the E-Z Pump. Hook it in place (either fast or slow filling speed) and you're free to check the oil, clean the windshield, or simply get back into the warm car. They're \$1.25 each from Ventures Unlimited Inc., 1165 Clifton Ave., Akron, Ohio 44310.—N.S.M.



Simple clip automates the gas-pump nozzle.

One cure for a shaky Four



Torque Strut replaces worn-out rubber engine retainer straps with a spring hydraulic unit and cuts vibrations.

Why does engine vibration seem to increase as my four cylinder, front-drive car adds up the miles? The upper portion of the engine is secured to the radiator support by a strap that will wear out due to continuous flexing and heat/oil exposure. The Torque Strut is a spring-and-hydraulic replacement that eliminates failure-prone rubber bushings. Priced from \$40 to \$50 for GM A- and X-cars, Honda Accord and Civic, the Moog Automotive struts are available at auto parts stores.—W.H.

Take Hold of Advanced Technology!

With Radio Shack's Programmable Scanner.

No Crystals to Buy! Direct Access to 23,684 Frequencies!



Listen to the Action wherever you go with our Realistic® PRO-30 16-channel scanner. You can hear police, fire, ambulance, aircraft, trains, amateur radio, government, military and more. Our advanced technology gives you direct keyboard entry of frequencies in the VHF, UHF and aircraft bands.

Engineered for Excellence! From its sensitive frequency-tracking front end to its extra-rugged case, PRO-30 gives you state-of-the-art technology and outstanding quality.

A Built-In Microprocessor simplifies operation and gives you customized listening. You can scan up to 16 channels in two speeds or use the manual key to monitor one frequency at a time. There's even a priority feature so activity on your favorite channel will override the other channels you are scanning. A big LCD display shows you the channels and frequencies being scanned, monitored or programmed. Accessory jacks make it easy to add an earphone, external AC or DC power supply, or even recharge optional nickel-cadmium batteries. Only \$299.95, or as low as \$20 per month on Radio Shack CitiLine credit.

Radio Shack®

A DIVISION OF TANDY CORPORATION

Radio Shack has been bringing the latest technology from the laboratory to the marketplace for over 60 years. Our Advanced Technology emblem is your assurance that the Realistic PRO-30 programmable scanner gives you outstanding performance and highest quality at an affordable price.

Send For Your Free 1985 Catalog

Mail to: Radio Shack, Dept. 85-A-550
300 One Tandy Center, Fort Worth, TX 76102

Name _____

Address _____

City _____ State _____ ZIP _____


Mobile use of scanners may be unlawful or require a permit—check with local authorities. Batteries extra. Price applies at participating Radio Shack stores and dealers.

THE PM WORKBENCH



Step up to a new drill bit

Petersen Manufacturing has redesigned one of the simplest tools—the drill bit. The new Unibit drills are tapered with multiple, stepped cutting




Three of the 16 Unibit models are shown above (left to right): the Unibit 1, 3 and 11. Each step bores a larger size hole.

edges. This allows one bit to bore different sized holes in most building materials. For example, the Unibit 1 bores 13 different diameter holes, thus replacing several standard drill bits. This somewhat justifies the high cost: Bits start at about \$18 each.



The nonskid tip starts on curved surfaces such as pipe and conduit. Stop boring when the desired hole diameter is reached.



Because of their tapered, single-flute design, Unibits bore through dense metals easily. The hole enlarges step by step.

Unibits were developed for metals, but the single flute cutting edge works well for boring through wood, composition board and acrylic plastic. The sure-start tip eliminates walking and center punching. Unibits are available in standard and metric sizes. For more information, contact Petersen Manufacturing, Customer Service, DeWitt, Neb. 68341.—J.T.



The high-speed steel bit can also be used to cut through particleboard and plasterboard. Move the drill with a sawing motion.

Powerful paint stripper

Stripping paint is a messy, time-consuming job that no one enjoys. But now, Wagner offers an electric heat gun that makes removing finishes easier and neater. The Power Stripper is a safe, flameless way to soften old paint and varnish from a variety of surfaces including wood, metal, tile and concrete. The 1,400-watt unit reaches a tempera-



Power Stripper comes with a concentrator and flare nozzle. The flat-back design allows the tool to stand upright to cool.



Apply heat until the paint starts to blister, then remove it with a putty knife or scraper. It works on both latex and oil paints.

ture of over 1,100° F. It's also handy for thawing frozen pipes, drying plaster, melting soldered joints and for softening adhesives and caulking. The Power Stripper (\$60) is available at hardware stores and home centers. Contact Wagner, 1770 Fernbrook La., Minneapolis, Minn. 55441.—J.T.

A thinking saw

Porter-Cable's Speedtronic 7 $\frac{1}{4}$ -in. circular saw (\$199) has a microprocessor that maintains a blade speed of 4,500



rpm, whether the saw is idling or under load. A panel of warning lights tells if the saw is operating normally (green light), at the maximum rating of 14 $\frac{1}{2}$ amps (yellow light) or if the amp rating is being exceeded (red light). For details, you should contact Porter-Cable, Advertising Dept., Box 2468, Jackson, Tenn. 38302.—J.T.

Microprocessor monitors the motor 30 times each second, then adjusts the power to maintain the blade speed. Warning lights (inset) relay the saw's operating condition.

Icebox update

An incorrect box number was given for ordering hardware for the icebox shown in our December '84 issue (*Build An Old-Time Icebox*, page 102). The correct address is Armor Products, Box 290, Deer Park, N.Y. 11729. Orders already sent will be redirected or returned by the Postal Service. **PM**

If you've come across a new product with some special features, let us know about it. Write to PM Workbench, *Popular Mechanics*, 224 West 57th St., New York, N.Y. 10019.

Let's give Liberty a helping hand.



**BLACK &
DECKER™**

POWER TOOLS
& ACCESSORIES

For 99 years she's extended her torch of freedom to those who needed it most. But age, climate, and the wear and tear of billions of footsteps have weakened her. Now it's our turn to stretch out a helping hand.

Black & Decker has joined with millions of Americans to fund the restoration of the Statue of Liberty. But money isn't all we're giving. As a leading manufacturer of power tools and accessories, we're also donating our time, experience, and a whole line of tools to keep Miss Liberty strong.

You can help. For each selected Black & Decker professional tool you buy through March, 1985, we'll add \$5 in your name to the Statue of Liberty-Ellis Island Foundation, Inc. See your local Black & Decker distributor or dealer for the details. Get the power tools and accessories built to give you the helping hand you need. Give this great lady the helping hand she needs.

Liberty, our labor of love.


OFFICIAL
SUPPLIER



LIBERTY
1886-1986

© 1982 SL/EEF, Inc.

**DOES YOUR CAR ACHIEVE
ITS BEST CORNERING POWER?**



BF GOODRICH T/A RADIALS

THE BFGOODRICH EURO RADIAL T/A*

- A. Excellent cornering, handling, and dry traction derive from a race-proven tread design. Tire is also reversible for your choice of raised white letter or black sidewall styling.
- B. Quick and predictable steering response plus high-speed handling result from special belt configuration.
- C. Remarkable tread life in an H speed-rated tire (up to 130 mph) is due to special dual compound tread.
- D. Reduced hydroplaning and excellent wet traction are assisted by open tread design with transverse lateral grooves and notched blocks.

The BFGoodrich Euro Radial T/A® was designed to function as a component of your car's suspension system. Specifically, sidewall flexing helps compensate for camber changes, while belts supply the rigidity needed to maintain more road contact under cornering.



Most enthusiasts look for a tire that improves a car's cornering as much as its looks. While no tire can claim the ultimate in any performance characteristic, it is a fact that the BFGoodrich Euro Radial T/A is capable of far higher cornering forces than you would normally experience on any car on any public road.

The same basic computer-aided technology used in building the quick-cornering BFGoodrich Euro Radial T/A (in 60 and 70 aspect ratios) was applied to the entire family of T/A® Radials. The result is a complete line of high-performance car and truck tires in many sizes, designed for a wide variety of performance needs and driving styles.

WE MAKE CARS PERFORM™

SOUND ADVICE: TURN ON EQUALIZER V AND TUNE UP YOUR NEW GM VAN.

Nothing harmonizes with the new Chevy Astro and GMC Safari vans quite as well as a Delco Equalizer V Music System—an exceptional option available on exceptional new vehicles.

The Equalizer V system—speakers, receiver and graphic

equalizer—is designed into the vans on the drawing board. So it's tuned to their unique acoustical environments.

Up to six Delco Sound™ speakers, specially designed to take the show on the road, give the music concert-hall dimension.

Equalizer V's Electronically Tuned Receiver (ETR™) is engineered for drift-free reception. And a new auto-reverse cassette player, with music search and repeat, doubles your musical options.

The system's graphic equalizer lets you conduct a quintet of bass, midrange and treble controls to score the music to your individual taste.



Equalizer V

The sum of the parts tunes up your van in a whole new way. Give Equalizer V an audition when you test drive the new Chevy Astro or GMC Safari. Hear how Delco Electronics tunes up with the art of music... through the science of sound.



Delco Electronics

A DIVISION OF GENERAL MOTORS

BRINGING YOU *THE ART OF MUSIC* THROUGH THE SCIENCE OF SOUND.

HOMEOWNERS' CLINIC



An end to broken window sash cords

I have double-hung windows in my home, with cords and weights, and I'm getting tired of fixing broken cords. Could you tell me how to replace them with springs. What types of springs are available? Also, after I replace the cords and weights, how do I insulate the hollow space and what type of insulation should I use?—Charles J. Koegel, Syracuse, N.Y.

If you like the lifting action of the counterweight on the double-hung window, you should replace the broken sash cord with metal chains, which are available at hardware stores. The chain won't fray or become brittle with age and break.

You can also replace the weights and cords with metal pressure channels. These channels do not provide lifting action, but they have spring-action strips on both side jambs that hold each sash securely in any position. This ensures a snug fit that prevents rattling and minimizes cold air leaks.

One brand of easy-to-install channels is Window Fixer Replacement Window Channel. The first step is to remove the inside trim or stop molding from the sides of the jambs and remove the sashes from the frame. Then, cut off the sash cords, remove the old pulleys and clear any obstructions out of the old channels.


Fit the channels on each side of the sash. Pick up the sash and channels together and place them into the frame. Finally, tack the channels in place and reinstall the trim.

Window Fixer channels are available in hardware stores and home centers and cost between \$12.75 and \$18 per set depending on your window height. They are made by Quaker City Manufacturing Co., 701 Chester Pike, Sharon Hills, Pa. 19079.

Nonskid step coating

I have two brick steps at the side of my house that have become porous. Some time ago, I watched workers applying a nonskid cement coating on subway steps. This would be a perfect material to coat my brick steps.

I've checked and learned that the material I saw being used is made exclusively for transit systems by Edison Cement. Is there a similar product I



Metal channels fit standard 1 3/8-in., double-hung sash. Spring-action center strip holds sash in position, eliminates cord and weights.

Before installing the channels, the wall cavity for the cord and weights can be insulated by loosely stuffing it with fiberglass or Rockwool. You can also pour a loose fill insulation such as vermiculite into the hollows.

If the area is inaccessible, you can fill it using an aerosol foam insulation, such as Polycel-One, which comes in 12-ounce cans costing about \$6. It's manufactured by Grace Construction Products, W.R. Grace Co., Cambridge, Mass., and is available at hardware stores and lumberyards.

can purchase and use at my home?—Arman Ajamian, Leonia, N.J.

There are several products that will provide a nonskid protective coating for floors and steps. However, since a section of your steps is presumably on grade level, and subjected to freezing temperatures, it is important that the coating be able to "breathe" and not act as a vapor barrier.

The Sika Corp. has a product called

Sikatop 121 Broadcast Overlay that can be applied to steps to produce a slip-resistant coating. It is an acrylic copolymer that allows vapor to pass through and thus will not trap moisture. Write to Sika Corp., 875 Valley Brook Ave., Lyndhurst, N.J. 07071.

Surface preparation is very important for proper bonding. If the bricks are glazed or hard-burned, the surface must be roughened first. A wire brush mounted in an electric drill should do the job. In any event, it is recommended that you apply a small amount of the product to a test section to check bonding before covering all the steps.

Reducing a hood vent

The previous owner of my house installed a kitchen range hood vent that exhausts into the attic. I will soon have my roof replaced and, at that time, will run the vent through the roof. However, the pipe from the hood into the attic has a 7-in. diameter and I want to reduce this to 4 in. before extending it through the roof. Will such a reduction cause a dangerous buildup of grease in the pipe?—J.C. McKinley, Victoria, Tex.

Yes, it could be a problem. The particles of grease that are in suspension will be deposited mainly on the reducing coupling and the walls of the 4-in.-dia. extension. All kitchen range vent pipes should be inspected periodically and cleaned if necessary, but since the reducer and extension would be located in the attic, they would probably be forgotten. The resulting buildup of grease would be a potential fire hazard.

The existing vent pipe should be extended through the roof without reducing its diameter. In addition to being safer, your exhaust fan will operate more efficiently without the added resistance that would result from the reduction. The pipe should be flashed properly at the roof joint, and have a storm collar and a rain hood. Also, if there is no damper over the fan, one should be installed. **PM**

Do you have a home-maintenance or repair problem? Send it to Homeowners' Clinic, Popular Mechanics, 224 West 57th St., New York, N.Y. 10019. Letters cannot be answered individually, but problems of wide interest will be discussed in the column. For more home-repair and maintenance help, get PM's Home Care Guide, \$4.95 postpaid. Send your order(s) to Popular Mechanics, Box 1014, Radio City Station New York, N.Y. 10101.



HOME REBUILDER SPECIALS

ENGINE KITS & PARTS AT WHOLESALE PRICES

PAW ENGINE KITS ARE COMPILED FROM THE COUNTRY'S TOP AUTOMOTIVE PRODUCTS. TOP BRAND NAMES AT WHOLESALE PRICES.

21122 Lassen Street
Chatsworth, CA 91311
Telephone (818)998-6000

ON SALE

NEW HIGH QUALITY CHROME ACCESSORIES



VALVE COVERS

AMC 290-401 V8	19540	\$26.95 PR
Buick 231 V8	19440	\$24.95 PR
Chevy V8	10201	\$24.95 PR
Chevy S8 Short	19190	\$18.95 PR
Chevy S8 Tall	19190	\$19.95 PR
Chevy 8.8 Short	19233	\$26.95 PR
Chevy 8.8 Tall	19233	\$29.95 PR
Mopar 8.8	19233	\$24.95 PR
Mopar 6.8	19547	\$29.95 PR
Ford 5.8	19331	\$24.95 PR
Ford 351C-351M-400	19232	\$26.95 PR
Ford 360-360-428	19543	\$26.95 PR
Ford 429-460	19542	\$29.95 PR
Oldsmobile V8	19544	\$28.95 PR
Pontiac V8	19525	\$28.95 PR

VALVE COVER ACCESSORIES

Breather & Grommet	19190	\$20.00
W.C.T. Bolt Long	19281	\$1.75
W.C.T. Bolt Short	19282	\$1.65
Head Down Tube Long	19409	\$1.30
Head Down Tube Min.	19520	\$1.30

MISC.

S.B. Chevy Dipstick	19171	\$3.95
S.B. Chevy Dipstick	19170	\$4.99
S.B. Chevy Valve Breather Tube	15394	\$2.99
Push in bar for above	19275	\$2.99
Fuel Pump Block Off Plate (39C)	19004	\$1.50
Fuel Pump Block Off Plate (89C)	19005	\$1.60
Cool Cover & Bracket	19060	\$2.20
Distributor Wire Down (Chevy)	19008	\$2.50
Distributor Wire Down (S.B. Ford)	19009	\$2.50
Fuel Line (3310-2 Honey)	19516	\$6.50
Fuel Line (Double Pumpers)	19520	\$6.50

WATER NECKS

Chevy Angled	19288	\$3.00
Chevy Straight	19287	\$3.00
Mopar (84) Std	19286	\$3.95
Ford S.8	19289	\$3.95

TIMING CHAIN COVERS

S.B. Chevy	19127	\$3.95
S.B. Chevy	19227	\$6.95
S.B. Timing Tab	19187	\$1.50
S.B. Timing Tab	19285	\$1.50

AIR CLEANERS

14" Low Profile	19112	\$16.95
10" Low Profile	19375	\$10.50
6" 4 Barrel	19012	\$7.95
6" 2 Barrel	19011	\$7.95

WATER PUMPS

1-1/2" S.B. Chevy (short)	19144	\$4.95
1-1/2" S.B. Chevy (dash)	19145	\$4.95
1-1/2" S.B. Chevy	19146	\$5.95
1-1/2" S.B. Chevy	19147	\$5.95

ALTERNATORS

300654 Chevy (1.1 Amp)	34.95
300679 Chevy (1.5 Amp)	39.95

STARTERS

299021 S.B. Chevy (100 amp)	36.95
294450 Surestart	25.95

OIL FILTERS

Available Most V8 Engines	5.95
---------------------------	------

CHROME DIFFERENTIAL COVERS

Chevy 12 Bolt	19126	\$9.95
Chevy 10 Bolt	19125	\$9.95
Chevy 510 Camaro 80-49	19548	\$10.95
GM Truck 14 Bolt 73-81	19123	\$
Dana 44	19124	\$9.95

TRANSMISSION OIL PANS & ACCESSORIES

Turbo 400 Pan	19483	\$18.00
Turbo 350 Pan	19491	\$18.00
Turbo 200 Pan	19603	\$18.00
Powerglide Pan	19602	\$18.00
Old Ford Pan	19601	\$18.00

CHROME TRANSMISSION DIPSTICKS

Do Stock Turbo 400	19481	\$8.95
Do Stock Turbo 350	19482	\$8.95
WGTE Dipsticks & Tubes 49	universal 1/2" & max per SAE #4	some O.E. items

ON SALE

S.B. CHEVY CHROME OIL PANS

1942 Early S.B. 35-78	
1942 Late S.B. 79-84	

ON SALE

ACTION SERIES WEIAND MANIFOLD SPECIALS

SP180 SINGLE QUAD SPLIT PL ENVIUM RPM RANGE 650 to 1000	
As Low As	\$79.95
8004 S.B. Chevy	Your Low Price
8004 S.B. Chevy	\$79.95
8005 S.B. Chevy O.P.	\$114.95
8006 289-302 Ford	\$115.95
8010 351M-400 2V	\$114.95
8007 S.B. Mopar	\$114.95
8008 383-400 Mopar	\$119.95
8009 413-425-440 Mopar	\$118.95

ON SALE

S.B. CHEVY WEIAND MANIFOLD SPECIAL

OPEN PLENUMS RPM RANGE 2000 - 8000	
7548 Your Low Price	
S.B. Chevy	\$69.95

ON SALE

PREMIUM QUALITY PISTON RINGS

1/4" Compression	24.95
Chrome	39.95
Molly	39.95

ON SALE

HOLLEY PERFORMANCE CARBURETORS



4 BARREL UNIVERSAL VACUUM SECONDARY

Manual Choke		
900 CFM	1850	\$36.95
750 CFM	5310	\$107.95

Electric Choke

900 CFM	8007	\$148.25
800 CFM	9634	\$132.95

3 BARREL UNIVERSAL VACUUM SECONDARY

350 CFM	7448	\$109.95
500 CFM	4412	\$88.95

DOUBLE PUMPERS

600 CFM	4776	\$157.95
650 CFM	4777	\$159.95
700 CFM	4778	\$160.95
750 CFM	4779	\$169.95
800 CFM	4780	\$219.95
850 CFM	4781	\$239.95

CHEVY SPREAD BORE QUADRAJET REPLACEMENTS

950 CFM	8210 Mac Set	\$183.95
950 CFM	8679 Vac Set	\$132.95

CARTER AFB CARBURETORS

9635 625 CFM Chevy	\$156.95
9636 625 CFM Mopar	156.95
9637 625 CFM Ford	\$156.95

CARTER THERMO-QUAD CARBURETORS

9810 800 CFM Chevy	\$197.95
9811 800 CFM Mopar	\$197.95

CARTER PERFORMANCE FUEL PUMPS

MECHANICAL STREET & OFF ROAD Produces 6 psi 80 GPH	\$24.95
ELECTRIC STREET & OFF ROAD Produces 5 psi 72 GPH	\$26.95

CAM DYNAMICS ENERGIZER CAMS

SMOOTH IDLE - STRONG LOW END AND MID RANGE POWER. Kit Includes Camshafts-Lifters-Springs	\$139.95
--	----------

ON SALE

PREMIUM QUALITY PISTON RINGS

1/4" Compression	24.95
Chrome	39.95
Molly	39.95

FLAT TOP PISTON SPECIALS WITH RINGS

Available Std. 030-040-060	
Chevrolet 305-350 400	96.90
Ford 302 351W 351C 351M 400	96.00
Mopar 218-340 360	99.00
For many Rings, ADD \$15.00	

NEW STOCK REPLACEMENT CAMSHAFT-LIFTERS SPRINGS KIT

Available for most V8 & 6 cyl Domestic engines Ford-Chevrolet-Mopar	
Your Low Price	\$115.00

GASKET SETS

S.B. Chevy	118.00
S.B. Chevy	219.00
S.B. Ford	118.00
Cleveland S8 Mopar	118.00
S8 Mopar	154.00
Pontiac	144.00
Olds	163.00
S.B. Chevy	163.00
383	169.00
440	209.00

ISKENDARIAN SUPER CAMS

Small Block from	\$29.95
Big Block from	\$54.95
FORD 289-302 351W from	\$39.95
351C 400 351M from	\$42.95
429-460 from	\$48.95
390-428 CHEVSELER from	\$49.95
Small Block from	\$29.95
Big Block from	\$29.95

HI PERFORMANCE LONG SLOT JOINT ROCKER ARMS

39.95 set 16	
59.95 set 18	
Kit includes Arms, Balls, Nuts	

ROCKER ARMS

FORD S.B. Ford 289 302 351W	\$69.95
360 95 Set Of 16	
State rear, Rail or Non Rail	
351C Boss-429	\$96.00
Adjustable Kit w/ Arm, Ball, Nut	
390-428-438	\$82.00
Set Of 16 Adjustable Rockers	
PONTIAC V8 1.5 Ratio	\$59.95
Set Of 16	
V8 1.6 Ratio	\$59.95
Set Of 16	
Kit includes Arms, Balls, Nuts	

ENGINE OVERHAUL SPECIAL

Kit Includes CL77 Rod Bearings CL77 Main Bearings STD-010-20-030 Piston Rings STD-030-040-360 Gasket Set	
Buy All Three	
Available for most V8 and 6 Cyl Engines & Save	
Your Low Price	\$69.95
S.B. CHEVY	\$69.95
All Others	\$79.95
ADD \$15.00 for Molly Rings	

TRW FORGED FLAT TOP PISTON & RING SPECIAL

Available Std. 030 040-060 CALL!	
Chevrolet 283-327 350 454	118.00
Ford 289-302 351C 390	144.00
Mopar 318-340 363 440	163.00
383 440	209.00

TRW WATER PUMPS

CHEVROLET Small Block from	\$29.95
Big Block from	\$54.95
FORD 289-302 351W from	\$39.95
351C 400 351M from	\$42.95
429-460 from	\$48.95
390-428 CHEVSELER from	\$49.95
Small Block from	\$29.95
Big Block from	\$29.95

FREEZE PLUG KITS

Steel \$2.95	
Brass \$6.95	

ON SALE

SUPER SPECIAL

S.B. CHEVY DELUX ENGINE REBUILD KIT \$99.95

Kit Includes: PISTON RINGS CL77 ROD BEARINGS CL77 MAIN BEARINGS ENGINE GASKET SET OIL PUMP TIMING CHAIN SET	
NOTE: Bearings Available	
Std. 030 040 060	
Ring Available	
Std. 030 040 060	

HIGH VOLUME OIL PUMPS

20% More Volume than stock pumps	
S.B. CHEVY	\$19.95
ALL OTHERS	\$24.95

HI-PERFORMANCE TIMING CHAIN SETS

Steel Gears	
S8 Chevy	\$18.95
All Others	\$24.95

PERFORMANCE LIFTERS

Totid Hydraulic	
S.B. CHEVY	\$36.95
OTHERS	\$39.95

CHROME MOLLY PUSH RODS

S8 Chevy	\$36.95
Others	\$39.95

HI-PERFORMANCE DOUBLE ROLLER CHAIN SETS

S8 Chevy	\$19.95
Others	Your Low Price

TRW WATER PUMPS

S8 Chevy	29.95
S8 Mopar	29.95
S8 Mopar	29.95
S8 Ford	36.95
351C 400 Ford	36.95
429-460	49.95
390-428 Oldsmobile	29.95
Chevrolet	39.95

ENGINE CLEANING BRUSHES

12 Engine cleaning brushes covering sizes 1/4 inch up to 5 1/8" A must for all engine builders	
Your Low Price	\$12.50

WHY ARE P.A.W. PRICES LOWER? WE BUY DIRECT, WE SELL DIRECT & THAT SAVES YOU MONEY. POPULAR NAME BRANDS AT WHOLESALE PRICES.

California residents: Items in this ad are Not legal for sale or use on pollution controlled motor vehicles in California. Legal in California only for racing vehicles which may not be used on highways

DETROIT LISTENING POST



J-car nose job for 1986



Bolt-on aerodynamic nose cap with pop-up headlights could transform Cavalier/Sunbird.

This could be the first tentative step taken by General Motors' reorganized Chevrolet/Pontiac/GM Canada Group toward the development of some new products.

I shot this intriguing GM J-car making its rounds in testing at the GM

Proving Grounds. We think this is a proposal for a 1986 redesign of the Chevrolet Cavalier and Pontiac J2000 Sunbird. Most noticeable is the Fiero-like nose cap applied to the car. Hidden headlights are behind small doors that pop up from the top of the new nose.

Running lights and turn signals are the dark horizontal slots just beneath the bumper trim strip. A narrow horizontal air intake is visible in the center of a deep air dam.

Also seen at the GM Proving Grounds was a version of this new nose piece that did not have the hidden headlight doors. In that version, high- and low-beam headlights appeared in a conventional position.

As GM moves to finalize planning for 1987—when some sources indicate the Pontiac 2000 and Chevy Cavalier will be discontinued—this comparatively inexpensive redesign of a bolt-on part could permit the J-cars to exit as '86s in fine style.

The new nose cap makes economic sense for consumers, too: The better aerodynamics should result in at least marginally better fuel economy.

More French iron for American Motors

Two new AMC/Renaults are on the way. One is a van called the Espace. The other is the Alpine, which you'll recognize from the illustration in PM's January '85 issue (see *Detroit's European Connection*, page 84).

American Motors President and Chief Operating Officer Jose J. Dedeurwaerder announced during our trip to the Paris Auto Show last October that AMC would begin importing the attractive Renault van in the spring of 1986.

Espace was introduced in Europe last summer (see *Imports & Motorsports*, page 10, May '84), and since its debut has drawn as much praise as any vehicle there since the Alliance, once Europe's Car of the Year. Espace, similar in profile to the Ford Aerostar, will emigrate to the United States at a time when the small-van market is just getting hot. Its front engine/front drive power package, seven-passenger design and roomy interior should make it important here—all the more so for its 2.2-liter Four of 110 hp, which AMC says will achieve more than 40 mpg at 55 mph coupled to its standard five-speed transaxle.

There are a few differences between the European Espace and ours. The



Renault's seven-seat front-drive Espace minivan is already a hit in Europe, sells for \$10,600 in France with 2-liter Four.

home-market van gets a 2.0-liter Four, but most other specs are unchanged. Espace will easily snuggle into the family garage with its overall height of 65 in. and width of 70 in. That garage door will close, too—a trim wheelbase of 102 in. will support an overall length of 167 in. and an estimated curb weight

Mid-engined, turbocharged V6 Alpine two-seater will heat up the summer of '86.



of 2,650 pounds.

When I examined the Espace in Paris, I was impressed with its ease of entry and its interior layout. Wide doors open easily and shut securely, and the front seating can be swiveled rearward to permit face-to-face conferences. Controls

are easy to reach from a comfortable driver's seat and visibility from behind the wheel is very good.

The Alpine will be imported by American Motors in the summer of 1986. Only "selected Renault dealers in the U.S." will be permitted to sell the

(Please turn to page 30)

For smokers who prefer
the convenience of five more cigarettes per pack.

New Marlboro 25's

Now, famous Marlboro Red
and Marlboro Lights
are also available in
a convenient new 25's pack.



Not available in some areas. © Philip Morris Inc. 1995

Warning: The Surgeon General Has Determined
That Cigarette Smoking Is Dangerous to Your Health.

Lights: 11 mg "tar," 0.7 mg nicotine—Kings: 17 mg "tar,"
1.1 mg nicotine av. per cigarette, by FTC method.

DETROIT LISTENING POST

(Continued from page 28)

high-performance pocket rocket, meaning that Michigan's Upper Peninsula may get none, for example, while dealers in urban venues could get several. Only about 3,000 Alpines will be brought over the first year, and they will go *fast* as well as *quickly*.

Factory of the future

GM celebrated a ground breaking recently that had to bring a chill to the hearts of UAW members. A new plant at the Saginaw Steering Gear Div. is

where General Motors will build front-wheel-drive axles almost totally by machine. At the ground breaking, officials energized a robot by touching a computer screen, causing the robot to push a chrome spade into the ground and pick up a scoop of soil. Time after time, the creature dropped dirt into a bucket held by a second robot. When the bucket was full, an Automated Guided Vehicle (AGV) made its way to the site, accepted the bucket from the second robot, and wordlessly went away.

According to the plan, when the \$52-million plant comes on-line in late '87, it will be controlled by computers and all

production will be done by machines. People will perform engineering, technical and maintenance duties.

GM Research on-line

We've already reported that General Motors has installed the exotic Cray 1S supercomputer to facilitate faster and better number crunching (see *DLP*, page 16, Mar. '84). After a tour of the GM Research Laboratories at Warren, Mich., we were impressed with what GM is doing with the big computer.

Dr. Robert A. Frosch is the director of GM Research—he formerly headed NASA. He and his colleagues expect the Cray 1S will lead to a future when "practically all of the information needed to build vehicles will be generated initially in computer-based systems."

Programs such as autocolor and autochip change an exterior color or electronic circuit at a touch, and robot eyes can even find parts on a line.

Ear to the ground

Mazda builds here: As previously suggested here, Mazda Motor Corp. will buy Ford's unused Flat Rock, Mich., Casting Center and turn it into an assembly plant for passenger cars. Sources at Ford indicate new Mazda 626s and possibly a 626/Mustang will be built there (Ford owns 25 percent of Mazda). First Flat Rockers will be '87s.

Appropriate: GM de Mexico has begun assembly of up to 70,000 Chevy El Caminos and GMC Caballeros, for delivery to the United States in the next two model years.

GM pays off: At this writing, General Motors has paid 21 claims against its standard insurance policy issued to buyers of new GM cars since April 16, 1984. The policy pays \$10,000 to the estate of anyone killed in a traffic accident while wearing seat belts.

Joint Venture II: Within a couple of months, perhaps in May, GM and Toyota will begin building a liftback version of the joint-venture Nova, now being assembled in Fremont, Calif.

Ford air bags: Ford will offer fleet buyers of '85 Tempo/Topaz cars an optional driver-only air bag system. The company will study acceptance of the offering. At \$815 list price, Ford says it's losing money on the deal.

Short drives: The '85 Ford EXP is a study in contrasts: It's a small car with good mpg and great styling, but it's also hard to park and difficult to see out of. It's a chore to set up a good driving position, and head room is marginal.

Such problems evaporate in the '85 Chevrolet Caprice. Big 4.3-liter power is good off the line, but peters out at higher rpm. Rear-seat leg room is enormous, even for 6-footers, and four doors do a limousine make in these downsized times.

PM

GREAT SPRING HARDWARE SALE
Spring March 28-April 25, 1985
OFFICIAL PARTICIPANT

CHANNEL LOCK
For You Who Want The Best

SPRING SPECIALS
Super savings on two of the world's most popular pliers. Ask for these CHANNELLOCK specials at your hardware store.
March 28 — April 20, 1985.
CHANNELLOCK, INC.
Meadville, PA 16335



No. 430GH Tongue and Groove Plier
• 10 Inch, 7 Positions, 2 Inch Capacity

No. 436GH • 6 Inch
Precision Made Diagonal Cutter

CHANNELLOCK Pliers Are American Made

Learn robotics and industrial control as you build this robot

New NRI home training prepares you for a rewarding career in America's newest high-technology field.

The wave of the future is here. Already, advanced robotic systems are producing everything from precision electronic circuits to automobiles and giant locomotives. By 1990, over 100,000 "smart" robots will be in use.

Over 25,000 New Jobs

Keeping this robot army running calls for well-trained technicians . . . people who understand advanced systems and controls. By the end of the decade, conservative estimates call for more than 25,000 new technical jobs. These are the kind of careers that pay \$25,000 to \$35,000 a year right now. And as demand continues to grow, salaries have no place to go but up!

Build Your Own Robot As You Train at Home

Now, you can train for an exciting, rewarding career in robotics and industrial control right at home in your spare time. NRI, with 70 years of experience in technology training, offers a new world of opportunity in one of the most fascinating growth fields since the computer.

You need no experience, no special education. NRI starts you at the beginning, takes you in easy-to-follow, bite-size lessons from basic electronics right on through key subjects like instrumentation, digital and computer controls, servomotors and feedback systems, fluidics, lasers, and optoelectronics. And it's all reinforced with practical, hands-on experience to give you a priceless confidence as you build a programmable, mobile robot.

Program Arm and Body Movement, Even Speech

Designed especially for training, your robot duplicates all the key elements of industrial robotics. You learn to operate, program, service, and troubleshoot using the same techniques you'll use in the field. It's on-the-job training at home!

Building this exciting robot will take you beyond the state of the art into the next generation of industrial robotics.

You'll learn how your completely self-powered robot interacts



You get and keep Hero 1 robot with gripper arm and speech synthesizer, NRI Discovery Lab for electronic experimentation, professional multimeter with 3 1/2-digit LCD readout, 51 fast-track training lessons.

with its environment to sense light, sound, and motion.

You program it to travel over a set course, avoid obstacles using its sonar ranging capability. Program in complex arm and body movements using its special teaching pendant. Build a wireless remote control device demonstrating independent robot control in hazardous environments. You'll even learn to synthesize speech using the top-mounted hexadecimal keyboard.

Training to Build a Career On

NRI training uniquely incorporates hands-on building experience to reinforce your learning on a real-world basis. You get professional instruments, including a digital multimeter you'll use in experiments and demonstrations, use later in your work. And you get the exclusive NRI Discovery Lab®, where you examine and prove out theory from basic electrical concepts to the most advanced solid-state digital electronics and microprocessor technology. Devised by an experienced team of engineers and educators, your experiments, demonstrations, and equipment are carefully integrated with 51 clear and concise lessons to give you complete confidence as you progress. Step-by-step, NRI takes you from the beginning, through today, and into an amazing tomorrow.

Send for Free Catalog Now

Send for NRI's big free catalog describing Robotics and Industrial Control plus over a dozen other high-technology courses. You'll see all the equipment you get in detail, get complete descriptions of every lesson, find out more about career opportunities for trained technicians. There's no cost or obligation, so send today. Your action today could mean your future tomorrow.



NRI SCHOOLS

McGraw-Hill Continuing
Education Center
3939 Wisconsin Ave.
Washington, DC 20016

WE'LL GIVE YOU TOMORROW.

ALL OUTDOORS



Rigid inflatable



A fabric skin and rigid hull give the Achilles high performance at relatively low cost.

Combine an inflatable hull with a rigid hull and you get the buoyancy of inflatable tubes and the high performance characteristics of a rigid craft. That's the idea behind Achilles' new Model HB-126, which bonds their hypalon/nylon/neoprene fabric to a modified-V fiberglass hull. Compared to conventional inflatables of the same size, the rigid hull design requires less power to achieve the same speed. The HB-126 also uses an advanced water ballast system with three separate hull compartments. Weight is kept forward longer, keeping the bow lower while the boat evenly rises up on plane. The 12 ft., 6 in. inflatable uses five separate air chambers, has a 5 ft., 4 in. beam and can carry five persons or 1320 pounds. Weight is 198 pounds. The boat retails for \$2,995 and can be had with optional center steering console. For more info, contact Achilles Inflatable Boats, 90 Murray Hill Parkway, East Rutherford, N.J. 07073.

More zing for slings

The wheel assembly on the Beeman Com Bow slingshot multiplies force like a compound bow for greater striking force and longer range. The elastic band on the Com Bow runs from the rear of the fork assembly, out the front and around the wheels. This positions the pouch forward of the handle and gives a total draw of 36 inches compared to a conventional draw of 18 inches. The Com Bow fires either steel balls or special arrows with notched tips. The slingshot frame is made of aircraft aluminum and with a plain metal frame costs \$49.95. A non-glare black frame model is \$10 more. Contact Beeman Precision Arms, 47-PR Paul Drive, San Rafael, Calif. 94903, (415) 472-7121.



Wheel assembly will multiply the force.

Bizarre bikes



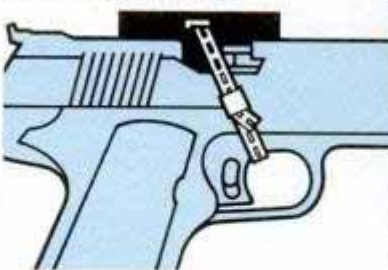
The side-by-side plan requires no welding.

Dare to ride a bike that's really different, one you build yourself? All you need to build one of these beauties is square aluminum tubing, hacksaw, pop riveter and plans and instructions (about \$15). Standard bike parts (wheels, drive system, etc.) come from your local bike shop. No welding is required as the square aluminum tube main frame is epoxied and pop riveted together. With a little imagination you can use the same construction techniques to build a variety of bikes—recumbents, three-wheelers, golf carts, rickshaws and more. Contact E.T. Cycle, 539 17th Ave. S.W., Calgary, Alberta, Canada T2S 0A9.

Gun block

Here's less than a half-ounce of prevention to stop needless tragedy. Not a gun lock, the Gun Guardian is a gun use

Flexible strap prevents the gun action from operating by accident.



deterrent that relies on tough, flexible safety straps and T-blocks to block the gun action from operating if the firearm is tampered with. Easily installed, the

straps can be removed only by cutting or twisting. A quick release metal ring allows quick activation of the firearm. The safety system by Hoppe's Gun Care Co. costs \$2.98 and comes with 10 safety straps and three T-blocks. It's available at firearms and sporting goods dealers. Or write Penguin Industries, Airport Industrial Mall, Coatesville, Pa. 19320.

Dart Gaff

You'll land more of those big ones quicker with the 2-foot advantage you get with the Dart Gaff over a flying gaff. This piece of landing tackle, designed for cockpit use, allows you to strike home earlier in the battle and gaff a fish while it's still green. Dart Gaff's 300 Series stainless-steel blades penetrate the toughest shark skin. The dart is connected to T-316 series, 7x7 strand construction, PVC-coated stainless-steel cable. Anodized handles have nonslip hand grips. Dart Gaff is by So-Lo Marine Products, P.O. Box 877, Bridgeport, Conn. 06601, (203) 336-2700.



Dart gaff gives you a 2-foot advantage over the standard flying gaff to snag green fish.



Olds Cruisers.

They handle cargo like a wagon. And people like an Oldsmobile.

When it comes to muscling cargo, the Olds Cruisers can handle the job with the best of them. But what makes these wagons so special is the way they handle people.

Take the Cutlass Cruiser—this year offering an available 3.8L multiport fuel injected V6. With over 74 cubic feet of cargo space with the second seat down, it offers the kind of room you expect from a wagon.

But even better, it offers the special kind of luxury you expect from an Oldsmobile.

Handsome interior appointments. Available seating for *eight*. And thoughtful conveniences, like the hinged rear window that flips open for easy access to the cargo bay.

Olds Cruisers come in three sizes to fit any size family. With a wide choice of available power trains—4, 6, and 8 cylinder engines—to answer any demand.

So when you have a load to move, move it in a wagon that won't treat you like cargo. A new Oldsmobile Cruiser.




Custom Cruiser

Firenze Cruiser



Cutlass Cruiser

There is a special feel
in an



Let's get it together...buckle up.



Air raids

We're faced with the ever-present threat of bird stuff falling on car finishes. Droppings have to be washed off immediately or spots fade. Can anything be done to restore these areas?—J.E. Gilchrist, Parkersburg, W. Va.

You can attempt to remove the spots by lightly sanding affected areas with 600-grit sandpaper. Then polish with a fine-grade rubbing compound. However, if the acid in the droppings has worked its way through the color coat, you may rub through to primer before eliminating the spot. If this proves to be the case, repainting is the only solution.

A report by Ford Motor Co. suggests that bird droppings now contain a higher percentage of acid than ever before. It has to do with flocks drinking surface water higher in acidity because of acid rain. So be advised—wash off bird droppings as soon as possible. The longer you leave it on a finish, the more risk of damage.

When to put out the cat

No one I've spoken to knows the symptoms that can tip you off to a catalytic converter that needs replacement. As a result, car owners are vulnerable to whatever cost and replacement advice mechanics wish to give. Any suggestions? Also, do you think a Saturday mechanic can replace a catalytic converter himself?—V.J. Adams, Knoxville, Tenn.

There are several conditions that should make you suspect a bad catalytic converter. Obviously, one is failure to pass a state emissions inspection test. Others are an engine that lacks power, stalls, idles roughly or backfires.

Notice I said that these things should make you suspect the converter. They are not proof positive, because each can result from malfunctions elsewhere. It's necessary, therefore, to test for an exhaust system restriction that indicates a bad converter.

This test is done by attaching a vacuum gauge and running the engine at cruising speed, then let the throttle snap closed. The gauge should soar to nearly 25 in. If not, an exhaust system restriction exists that may be caused by a plugged catalytic converter.

Can a Saturday mechanic replace a catalytic converter himself? If it's a monolithic type as used on most Ford and Chrysler models, probably he can.

The procedure for replacing a converter is a little more involved than replacing a muffler. If you decide to tackle the task yourself, be aware that with some models an air line from the air injection reactor attaches to the converter. Air injection assists in the catalytic treatment of pollutants, so you should make certain this line is reattached securely.

If you encounter a bead-type catalytic converter, which is used mainly on GM vehicles, the converter housing can be reused if it isn't dented. Catalyst beads inside the housing are replaced, but this job will require special equipment that a Saturday mechanic is not likely to have. This task, then, is best left to a service technician.

However, monolithic-type converters are available as GM replacements through aftermarket manufacturers. Check with your local parts store. Since very few stores stock these converters, your counterman will probably have to order one for you.

How can you tell which converter you have on your car? You should examine the housing. A bead-type unit will have a plug in the housing—a monolithic converter won't.

Caution: Catalytic converters get red hot. You should never go near one unless the engine has been shut down for at least six hours.

Taking the lead on lead

What alternative will be available when leaded gas is phased out? I have a 1969 Pontiac Catalina which I bought new, that's in mint condition. I'm sure many others have older cars like mine and need help.—Larry Clark, South Burlington, Vt.

You're right. I've received a bundle of letters which indicates confusion concerning the proposal by EPA to do away with leaded gasoline. Owners of older cars fear that phasing out leaded gas will force them to use unleaded gas, resulting in engine valve damage.

Lead in gas builds up a veneer around valve seats that supposedly protects non-hardened valves in older engines from premature wear. Whether lack of lead in gas really causes valve damage in these engines is debatable.

In 1972, the Army and Postal Service drove a number of vehicles having heavy-duty "lead-required" engines on unleaded gasoline for over 100,000 miles. No accelerated valve damage was experienced in these engines.

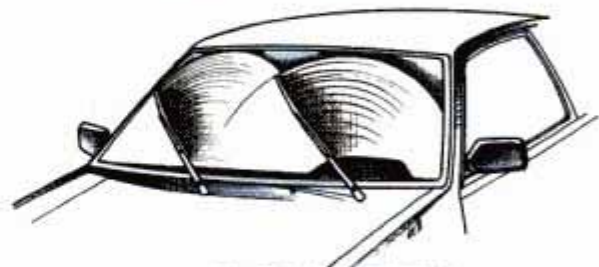
I'm not suggesting that based on this study you start using unleaded gas. But the good news for all who own older cars is that if leaded gas is to be phased out, it won't happen until the mid-1990s. Between then and now, if a law is passed, enough lead will be allowed in gas (at least 0.10 gram per gallon) to prevent possible valve damage. Richard Kozlowski of the EPA says the delay before a ban goes into effect will permit development of a substitute.

(Please turn to page 38)



Glass act


Whenever a set of wiper blades won't wipe clean, consider the possibility that oil and tar from the road, and industrial pollution in the air have settled on the windshield. This stubborn stuff clings to glass, but you may be able to wash it off with a mild detergent solution. If this doesn't work and a haze is left on the windshield, use Bon



OIL, TARS AND INDUSTRIAL POLLUTION ARE MAJOR CAUSES OF POOR WIPING ACTION

Ami. I've tried it, and it doesn't scratch glass as long as you don't press down too hard on the cleaning cloth or sponge.

Bill Dance,
top fishing pro and star of
"Bill Dance Outdoors" on TV.



NON-SLIP GRIP FREE.

BUY NEW STREN® CLASS LINE AND GET A HANDY FISHING TOWEL.

Now you can get a better grip on a fishing record.
With the Stren Season Opener Special.

Buy a reel-fill pak of new Stren Class Line between
February 21, and March 16, 1985 and DuPont will send you
a handy Stren fishing towel. Free.


It's high-quality cotton, thick and thirsty, complete with
grommet and belt clip.

You can't beat the value, because you can't beat the

line. New Stren Class Line is designed to land record fish. We
make it as strong as IGFA rules will allow.

So don't let the Season Opener Special slip through
your hands. Look for the order form when you buy Stren
Class Line. Or use this coupon. And clean up.

"New"



STREN FISHING TOWEL ORDER FORM.

MAIL TO: Stren Towel Offer, P.O. Box 3670, Lancaster, PA 17603

I HAVE ENCLOSED:

- Original dated cash register receipt with purchase price circled.
AND
 The words "reel-fill pak" clipped from a Stren Class Line package.

NAME _____ AGE _____

ADDRESS _____

CITY _____ STATE _____ ZIP _____

PHONE () _____

PME03FT

I FISH:

- 5-14 days a year mainly freshwater
 15 days or more a year mainly saltwater

Limit one Fishing Towel per customer.

Offer good only on Stren Class Line purchased February 21 through
March 16, 1985 in the U.S.A. Allow six to eight weeks for delivery. Subject
to state and local regulations. Void where taxed, restricted or forbidden
by law.

Request must be postmarked by March 16, 1985.



CAR CLINIC

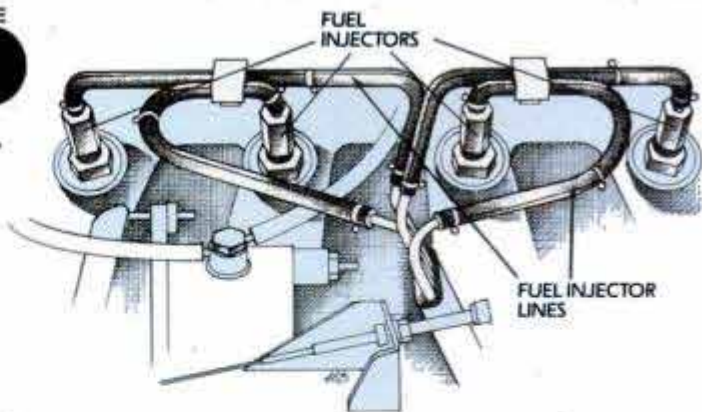
(Continued from page 36)

GM's oil policy: Part 3

The subject covered in your "Oil's well" item in the September '84 Car Clinic (page 20) is an important one that needs serious followup. GM dealers say they don't have SAE 5W-30 oil and never have had it even though temperatures well below 0 are common here in winter. The only people I find that market an oil near this is Sears, but it's an SAE 5W-40 oil. Neither the people at Sears or those at Buick's customer assistance department can tell me if it's recommended for my 1984 Skyhawk. Is the Sears' oil the answer?—Lee K. Miller, Bethel Park, Pa.

No, it is not.

In 20-plus years that *Car Clinic* has appeared in PM, no item has gotten more response than the one regarding GM's present oil policy. As Mr. Miller noted, it began with the "Oil's well" item. At that time, I said SAE 5W-30 is preferred for all GM four-cylinder engines and the 2.8-liter V6. I emphasized that using SAE 10W-40 in 1984 and 1985 models would void warranties of these cars and that SAE 10W-40 is not recommended for pre-1984 GM engines. GM contends that SAE 10W-40 may cause piston rings to stick, which



Diesel tips

Steve Denoo of Clay, N.Y., has a theory about diesel engines. It's this—

"After you live with a diesel, you get to know how to handle its little quirks."

Steve's driven a 1981 Chevy Caprice Classic diesel 97,000 miles, so he knows. Here are two quirks he's been able to do something about:

■ Natural noise from the fuel injector lines: "Split rubber hoses, cut them to size and slip them over the lines. Keep the

hoses in place with a couple of small worm-drive clamps. This will quiet the sound considerably."

■ Warmed up engine doesn't start, although it cranks normally: "Clean the battery terminals. A warmed up diesel has to turn at a minimum 200 rpm to start. Even the slightest corrosion creates a voltage drop that prevents the starter motor from turning the flywheel at this speed."

leads to oil consumption.

In the January '85 *Car Clinic* (page 36), I followed up with another item on the subject. It presented comments from an automotive engineer who sug-

gested that GM's policy was a smoke screen—that there's more viscosity index (VI) improver in SAE 5W-30 than in SAE 10W-30—that the reason for the edict by GM was to meet Corporate



ASK ABOUT SUPER VALUE DAYS AND NO MONTHLY PAYMENT FOR 90 DAYS.*

*At participating dealers. Finance charges accrue from date of purchase. Snapper Power Equipment, McDonough, GA 30253

Average Fuel Economy (CAFE) requirements. VI improver leaves deposits that supposedly cause rings to stick.

Here's where the matter stands:

■ If you own a 1984 or '85 GM car equipped with a gasoline engine, you *must* use an oil recommended in your owners' manual to prevent voiding of your warranty in case using another oil causes damage. Generally, this calls for SAE 5W-30 if you have a four-cylinder or 2.8-liter V6 engine and SAE 10W-30 for other engines.

■ If you own a GM car equipped with a diesel engine—any year—you *must* use an oil having one of the following viscosity ratings to prevent voiding of your warranty: SAE 10W-30 for temperatures below 0 to 60°F., SAE 15W-40 for temperatures between 0 and 60°, SAE 30 for temperatures between 32° to over 100°.

■ If you own a pre-1984 model with a gasoline engine and choose to use SAE 10W-40 (it's stated as acceptable in your owner's manual), you will not void the warranty. However, the possibility of piston ring sticking and subsequent oil consumption is greater.

■ According to GM's Fuels and Lubricants Dept., there is more viscosity index improver in SAE 10W-40 than in other oils, even more than 5W-30:

"Relative to SAE 10W-30 engine oils,

SAE 10W-40 oils generally contain about 70 percent more VI improver. SAE 15W-40 oils contain about 25 percent more, and SAE 5W-30 about 40 percent more. Single-grade oils, such as SAE 30, generally do not contain a VI improver."

■ The more VI improver that an oil contains, the greater the buildup of deposits on piston ring lands. GM says, "The increased piston-ring-belt deposits expected in engines with SAE 10W-40 engine oils could lead to ring sticking and loss of oil control."

■ GM states that using SAE 5W-30 or SAE 10W-30 will increase fuel economy—"about 1 percent better."

■ What do you do if you can't get SAE 5W-30 oil? GM is making it available under the Mr. Goodwrench label. Your dealer can order it.

Until then, use one of the others. If sub-zero weather makes the engine harder to start because of it, you may have to buy a dipstick heater or some other engine-warming device.

Note: The information in this item applies only to GM.

FM

DO YOU HAVE A CAR PROBLEM?

Just ask Mort about it. Send your question to the Car Clinic, Popular Mechanics, 224 West 57th St., New York, N.Y. 10019. While letters cannot be answered individually, problems that are of general interest will be discussed in the column.

SERVICE TIPS


■ Are you experiencing more than your share of alternator belt failures with a 1983-84 GM 2.5-liter engine? The belt may be hitting a bolt on the power steering pump bracket. Use a different belt (part No. 10034798).

■ Do you get a knocking noise for a few seconds after starting a cold 2.6-liter engine in a Chrysler vehicle? It might be caused by the timing chain tensioner relaxing too much. The condition won't harm the engine but, if the noise is annoying, it can be eliminated with a rubber spacer (part No. MD084945). Refer your dealer to technical service bulletin (TSB) 09-09-84.

■ EFI 1.6-liter engines in 1984 Ford Escort and Mercury Lynx may have a spark knock because of a worn distributor drive coupling. The trouble can be verified with a timing light. It will show itself as an erratic spark advance—as much as plus or minus 7°. If the drive coupling is worn, install a newly designed coupling (part No. E4EE12091-BA). Refer the dealer to TSB 84-20-10.

■ Oil leaks from around rocker arm covers of GM 2.8-liter V6 engines can be stopped by using a new composition gasket (part No. 14089252). Up to now, RTV sealer has been used. It hasn't worked. When installing the new gasket, apply a small amount of GM gasket sealer to the cylinder head-intake manifold split line and tighten rocker arm cover bolts to between 75 and 90 in.-lbs.

CUT YOUR LAWN



SNAPPER's patented Hi-Vac® system is like a giant industrial strength vacuum cleaner following you around. Your SNAPPER Hi-Vac® will pick up grass clippings, leaves, twigs, even pine straw. And it will leave your lawn looking clean all over.

A SNAPPER Hi-Vac® mower cuts cleaner, too. Because the unique high vacuum effect stands your grass up for a more uniform cut. Even when it's tall or damp.

The Hi-Vac® system is available on a wide range of SNAPPER walk mowers, lawn tractors and riding mowers. Moreover, it's only one of the many patented engineering features that continue to make SNAPPER the leader in lawn and garden equipment.

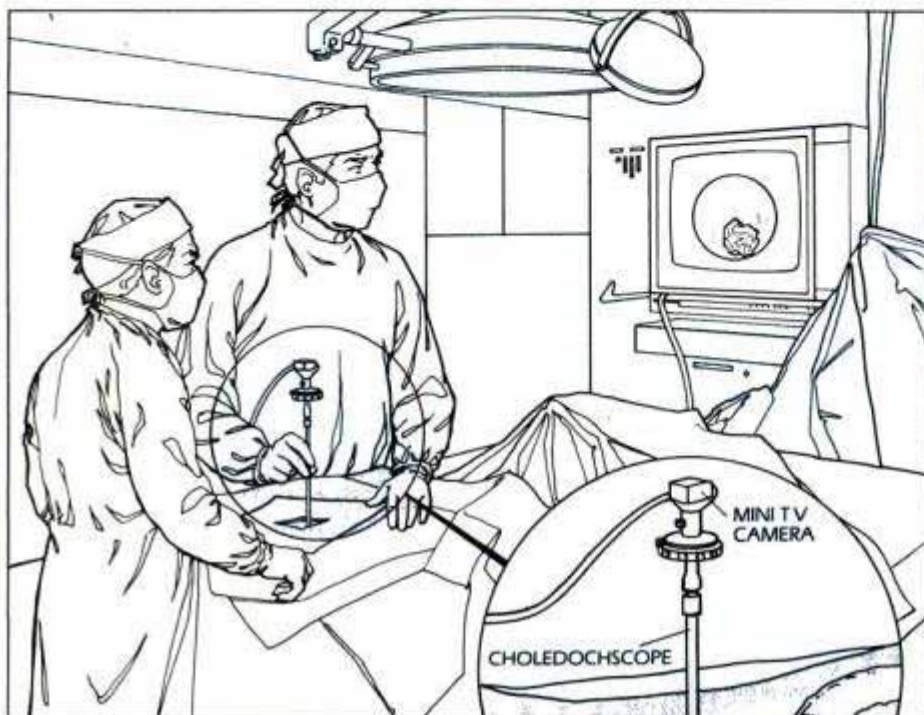
Because when it comes to quality, versatility and innovation, SNAPPERS are more than mere mowers. We pick up where others leave off.

It's a snap with
SNAPPER
A division of Fuqua Industries

SCIENCE WORLDWIDE



Minicamera gives doctors in-sight



Surgical team examines remaining gallstone following operation using minicamera that weighs 1.6 ounces. Inset shows detail.

A surgeon's world is dark and mysterious. He works carefully, often unable to see where his scalpel is cutting. Lately, fiberoptics have allowed the operating surgeon to see what he's doing. At last fall's Congress of the American

College of Surgeons, Doctors George Berci and Alex Shulman of the California Cedars/Sinai Medical Center introduced a miniature fiberoptic camera. The 1.6-ounce camera is connected by fiberoptic cable to a computerized video monitor and a "choledochoscope" that shines a tiny light in bile ducts so that the entire surgical team can look for dangerous tissue fragments.

Mini-camera fits in surgeon's palm.

New pulsar is a sight for starry eyes

Pulsars are starlike objects that rotate about their axes at least hundreds of times per minute. They are believed to be neutron stars, far more massive than our sun but much smaller in volume. Until just a few months ago, only two pulsars had been observed in visible light. Both were in our galaxy. All other pulsars had been observed with X-ray sensing devices. But astronomers from Lawrence Berkeley Laboratory and Los Alamos National Laboratory now report

a visible pulsar in the Large Magellanic Cloud (LMC) outside our galaxy.

What's so great about the find? Studying the visible light will help scientists for the first time map out the motions of the pulsar as it wobbles wildly in place. How the light pulses tells them about "Starquakes", the shaking of what is believed to be a pulsar's hardened crust. Looking outside the galaxy will help develop general pulsar laws.

New biological spies

Doctors may soon be able to diagnose infectious diseases—polio, for example—even before symptoms appear. Workers at the Salk Institute have been experimenting with gene probes. These are chemical mixtures that mimic real genes. When injected into the body with a tiny amount of radioactive material, they pair up with the body's genetic material and form new radioactive genes that don't multiply or replicate again. Taking blood samples from patients injected with gene probes gives the doctors a glowing sample of the natural genes. Changes in the chemistry of those from the normal status reveals the presence of viruses. The technique may be tried outside the lab by the end of this decade.

Olympic police?

United States International University psychologist Donald Greene is using a technique developed for Olympic divers to teach SWAT team police how to relax before moving in on a violent scene. The relaxation keeps divers, and hopefully police officers, from injuring muscles in action. By breathing deeply three times and visualizing something positive before springing into action, he says injuries can be prevented.

A sound detergent

Throw out your bleach and get rid of the laundry soap. A Japanese research team at Nihon University has discovered that shooting ultrasound beams through a tub of water will stimulate oxidation which removes dirt from fabrics. Ultrasound in water is already used in some Japanese electronic labs to clean sensitive computer circuits. A Nihon spokesman tells our Tokyo correspondent that a prototype washing machine will be introduced in late 1985 or early 1986.

Also sprach Dickinson

Students studying German at Dickinson college in Pennsylvania talk directly to German students weekly via a new video satellite hookup. The first conversation held last fall was conducted entirely in German with the staff of the Bremerhaven Maritime Museum. Satellite hookups for other language students are contemplated next year. **PM**

CAMEL LIGHTS


It's a whole new world.



Today's
Camel Lights,
unexpectedly mild.

Warning: The Surgeon General Has Determined
That Cigarette Smoking Is Dangerous to Your Health.

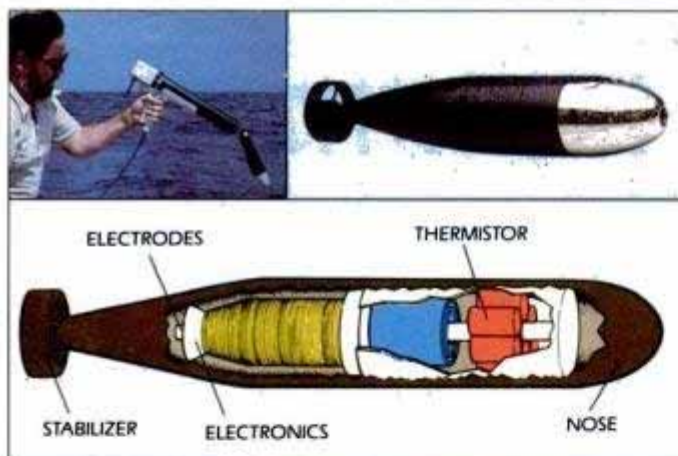
MARINE



New hovercraft replacing airliners

British Hovercraft's new AP-188 ferry has begun carrying 100 passengers per trip using new technologies that may keep a troubled airliner flying. Scandinavian Airlines System had watched its Copenhagen, Denmark, to Malmo, Sweden, business dwindle from 200,000 passengers in 1972 to 40,000 in 1983. Last year, SAS instituted the Hovercraft Service across Oresund Sound, a 17-mile trip that takes 45 minutes. Break-through designs made the switchover possible. A new, low-pressure skirt design has increased payload capacity by over

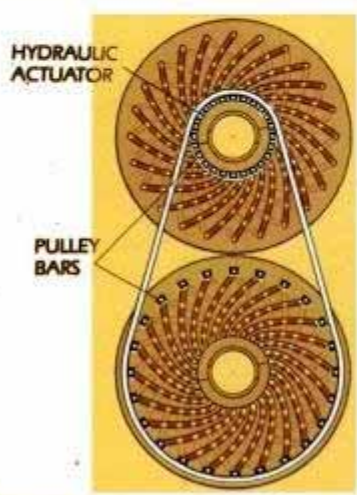
50 percent. Four new 450-hp Deutz diesel engines provide both lift and propulsion. Two provide power to four centrifugal lift fans and two drive the craft's flexed propulsion propellers. A pair of rotating bow thrusters help steer the vessel for quick entry into its docking facilities. Early reports are that SAS took over 100,000 passengers in 1984. SAS is considering designs for 150- and 200-passenger hovercraft.



It takes a fish to catch a fish

Hunting schools of oceangoing fish often involves bringing in big survey craft that drag water-testing devices behind them. Salt content and water temperature tell the fleets where to find the fish. It's an expensive proposition. But a new disposable depth probe developed by Sippican will eliminate those costs starting this summer. The torpedolike probe is fired from a handheld air gun. It drops into the ocean and broadcasts an electronic signal down to 200 feet. A thermistor measures temperatures as the torpedo submerges. A pair of electrodes measures salt content. The torpedo has a stabilizing rudder and hard aluminum nose. Its preprogrammed path of travel is fed to the stabilizer by a tiny microprocessor inside the nose. The Sippican probe was tested by the Office of Naval Research in 1982, and will search for lost or hidden submarines.

AUTOMOTIVE Smoothest transmission yet



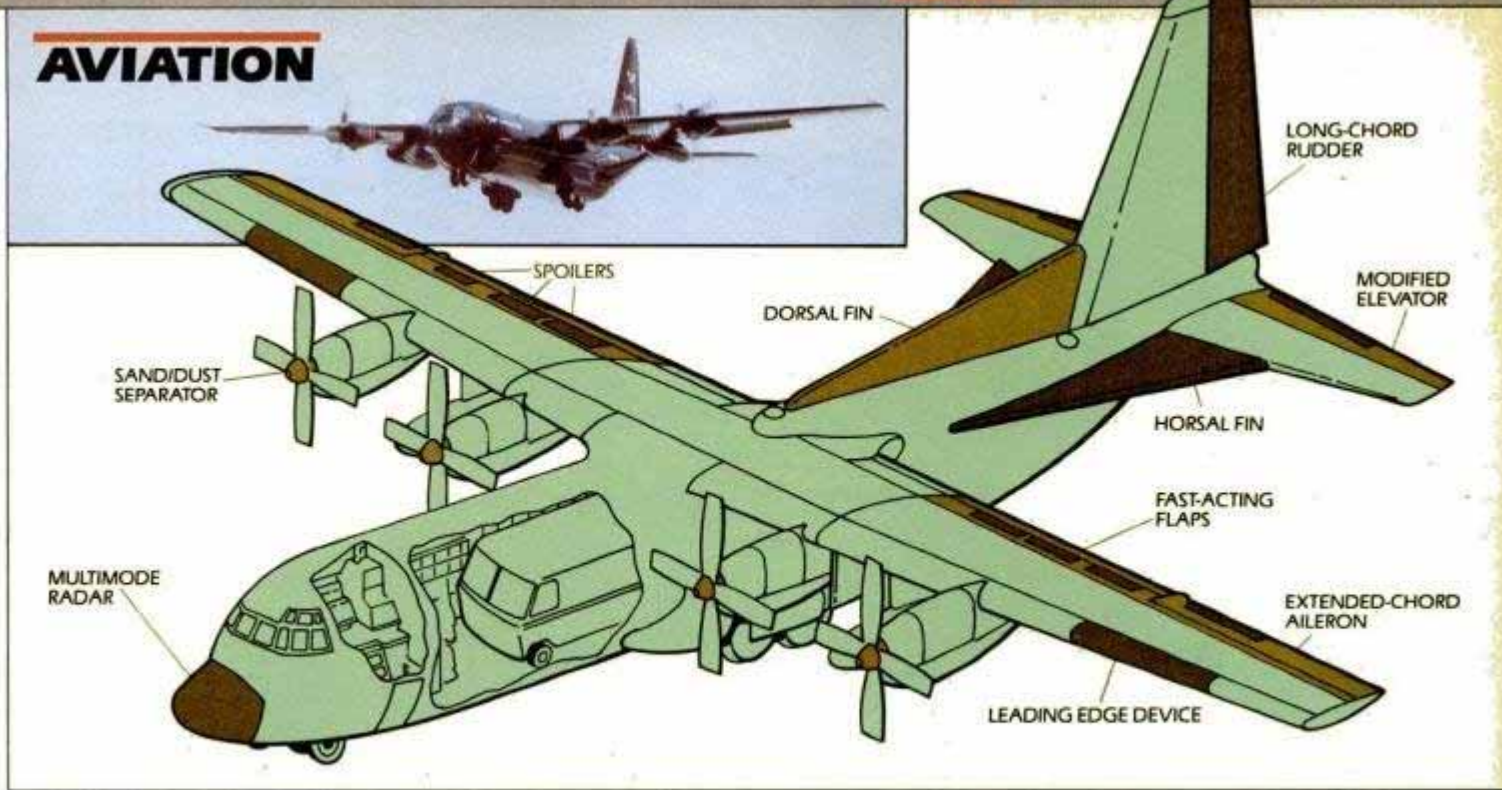
Several European automakers have been experimenting with Continuous Variable Transmissions over the past two years. The CVTs change a car's gearing in hundreds of steps rather than three, four or five as we are accustomed to have in autos. The problem with CVTs has been a slight lack of smoothness in the ride as the car gears up and down automatically. Designer Emerson L. Kumm says he has licked that and other problems with his new CVT. The Kumm CVT runs a flat Kevlar belt on two variable diameter pulleys. The diameter of one pulley decreases while that of the other increases, continuously changing the input-to-output speed ratio. The belt rides on a number of flat pulley bars that move in and out under the hydraulic actuator's power. The Kumm CVT may be in American cars by 1987.



Computer car

We test-drove the Buick Riviera CRT, which will be on the market in 1986. The car sports a computer screen that will eventually eliminate 80 buttons and dials on the dashboard. Powered by five computer modules, the CRT dashboard screen keeps controls in one place.

AVIATION



Flying aviation lab takes off . . . and up

From some angles, it looks like a stretched Lockheed Hercules craft. But when it banks in the sky, it looks like nothing you've ever seen before. It's the High Technology Test Bed, the aviation industry's latest answer to demands for military budget cuts. The plane carries on it parts that will be used on a half-dozen future planes. Dorsal and horsal fins and a long-chord rudder are parts being tested for future Short Takeoff and Landing (STOL) craft. The extended chord ailerons are being tested for use in aircraft that will fly at extremely low altitudes. A

set of spoilers on the test bed may wind up on several different aircraft that will use them for roll and direct lift control.

New fast-acting flaps are being tested for use on jet fighters, and graphite sand/dust separators are being tested for small propeller-driven craft. Multimode radar in the test bed's nose will be incorporated into a wide range of future aircraft.

The test bed's fuselage carries a Mobile Data Center in a van. The MDC carries sophisticated computers to monitor the test bed's parts both in flight and as a ground monitor station.

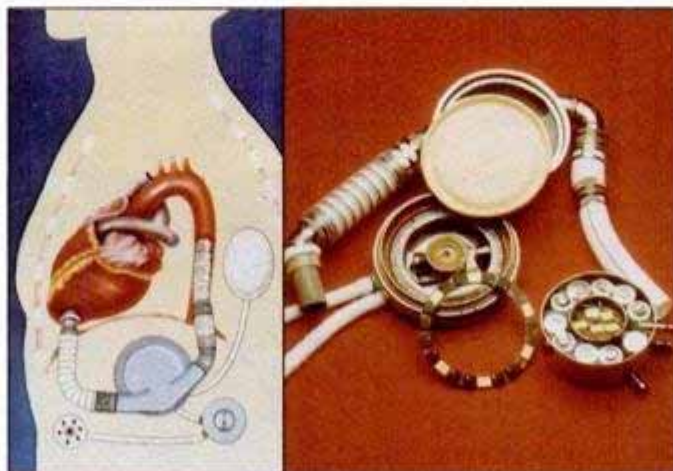
**MEDICAL
Technology
has a heart**

Two different artificial hearts were implanted in humans in 1984. Both may become obsolete by next year. Awaiting federal government approval is a new artificial heart called the Permanent Ventricular Assist System (PVAS). The implanted device consists of a pump, circuit board and battery pack. The entire affair weighs less than 3 pounds. Batteries, carried outside the body in a shoulder holster, weigh another 4 pounds.

The PVAS, built by Thermedics of Massachusetts, is rechargeable. "When you go to sleep, you simply plug yourself into a wall socket," explains Victor Poirier, senior

vice president of Thermedics. The pump, which is inserted in the patient's stomach cavity below the diaphragm, is made of metal and plastic titanium as well as Tecoflex, a new polyurethane material developed by Thermedics.

The new pump provides all the muscle power of a human heart but can work in connection with a severely damaged heart left in the patient. If it wins federal approval, the new pump could make artificial hearts widely available.



Artificial heart's parts (right) assist a damaged heart (left).



Hi-Fi sound

Doctors have long been using non-invasive sound waves to make sonogram pictures of fetuses in pregnant women. Now, British researchers have harnessed the technique to provide more than the traditional shadowy picture. By imposing computer images of previous sonograms, the British doctors can now follow the growth of the fetus to birth.

SPACE



MODEL BY BRIAN SULLIVAN; PHOTO BY STEVE FAY

The big red space booster


The Soviet Union has completed construction of a new super-launch facility in Tyuratam, Russia, according to U.S. Defense Department officials. The massive facility will serve as launch site for the new Soviet space shuttle. But it also has a large launch pad to operate its answer to America's big Saturn and Titan rockets. The new Russian heavy-lift vehicle is believed to be about twice the size of America's largest rockets. It will carry as many as eight strap-on reusable boosters with a total liftoff thrust of 18 million pounds. That would be about 20 percent more liftoff power than American vehicles have. With the new heavy-lift vehicles, the Soviets will be able to carry 300,000 pounds of cargo into an orbit almost 400 miles above Earth—about the distance of our proposed space station to be built in the 1990s. The new Russian launch pad sits on a track system that allows the gantry to roll into position after the rocket is delivered. It allows for very quick launches. Russia is expected to launch several heavy-lifters over the next two years en route to launching its own space station.

Editor: Dennis Eskow
Contributors: Sheldon M. Gallager,
Jack Hammond, Fran Wenograd,
Golden, Steve Eskow and Ida Beck.

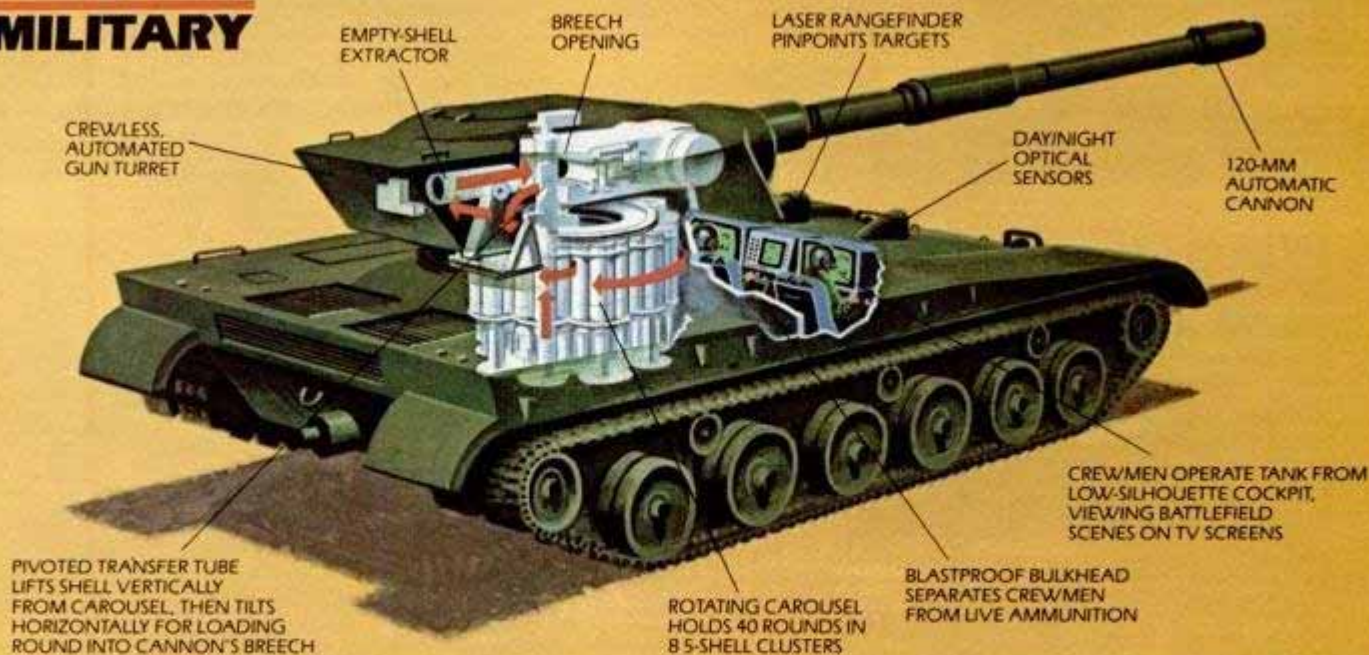
MOVIES

The toughest EVA yet

The official NASA terminology for a space walk is EVA, or Extra-Vehicular Activity. It's always a tough stunt to pull off in orbit, but it was even tougher to bring about for NBC's spring miniseries *Space*. The film, taken from James Michener's best-selling novel, includes a spectacular EVA scene in which two actors crawl out of a space capsule and hover in orbit above Earth. The film's special effects team used nine helium-filled balloons of 8 cubic feet each to give the astronauts' tethers a buoyant look. On the set, the capsule was raised about 15 feet off the floor and the astronauts suspended from nylon tethers hanging from overhead booms. The vertical tethers from which the stuntmen hung in body harnesses were made of a resilient fiber that gave them some bounce as they were swung slowly away from the capsule. The horizontal tethers that appear to hold them to the capsule were made of a slightly stiffened Kevlar. The balloons were so effective the stuntmen had to be pulled back into the camera frame several times while filming.



MILITARY



Tank of the future shoots fast, sees with TV eyes

Tomorrow's tanks will have a self-loading, rapid-fire cannon, a crewless gun turret and a control cab so exotic it resembles the cockpit of a modern fighter plane. These are just some of the sophisticated features being planned by the U.S. Army for next-generation battle tanks and other combat vehicles.

A self-loading cannon not only increases a tank's firing rate, but it eliminates the need for a manned turret, thus removing crewmen from a vulnerable position on top of the tank. This, in turn, permits a lower vehicle silhouette, making a tank harder to see and hit. The driver and commander sit low to the ground in the tank's bow, separated from all live ammunition by a heavy blast shield. Views of battlefield terrain, target-tracking plots, radar images and other vital maneuvering information are

displayed on TV screens in the cockpit so the crewmen are never directly exposed to enemy fire.

An ingenious autoloading system is already under development by FMC Corp. of Minneapolis. A motor-driven carousel holds 40 rounds of ammunition in eight five-shell clusters. Both the carousel and the individual clusters rotate independently so that all 40 rounds can be brought to the same location for loading. A pivoted transfer tube picks a shell from the carousel, flips it over, slides it sideways and rams it into the cannon's breech. After each firing, an extractor tube removes the empty shell casing while the transfer tube returns to the carousel for a fresh round. The reload sequence is so fast it can fire 120-mm rounds at the rate of one every five seconds.

Smart mortar can't miss

The old-fashioned mortar, a simple short-barreled cannon that dates back to World War I, might seem outmoded to some in this age of exotic weaponry. Not so, says British Aerospace.

The prominent aircraft and munitions maker has come up with a self-guided antitank projectile that could turn the lowly mortar into a deadly instrument of modern warfare. It's fired just like an ordinary

mortar round, but as it nears the end of its trajectory it automatically homes in on any enemy tank caught within its "footprint"—an area nearly 1,000 feet in diameter.

Called the Merlin Mortar Bomb, the projectile uses advanced millimeter-wave radar to seek out reflective metal targets in any weather, day or night. Its advantages lie in its simplicity. The new mortar shell can be fired from any standard 81-mm mortar without modifications, is easily handled by untrained infantrymen and is said to cost only a third as much as more sophisticated antitank missiles requiring skilled crews. Its steeply arched trajectory also assures a top surface strike where tank armor is the thinnest and most vulnerable.



Spy in the sky

It's so small enemy radar can't tell it from a bird and it flits about so fast it's hard to shoot down. It's Britain's newest eye in the sky, a remote-controlled mini helicopter equipped with TV cameras and other sensors for spotting enemy targets. Called the Sprite, it's manufactured by ML Aviation Ltd.


Wireless home temperature control

First Alert has come out with a fully programmable, *wireless* home temperature control device. Called the Autostat, it offers the comfort, convenience and energy-savings of a programmable thermostat without having to replace your existing thermostat. The battery-operated Autostat works in conjunction with your thermostat to provide full setup/setback temperature control.

The microprocessor base unit can be programmed for four separate temperature settings during a 24-hour peri-

od. The pushbutton controls are concealed behind a drop-down front panel. A quartz clock displays the time of day and serves as a programming time-keeper. An override button allows you to adjust the temperature without affecting the program memory.

The Autostat comes in round and rectangular configurations to adapt to most home thermostats. They're about \$50 in home centers and hardware stores. Contact BRK Electronics, Pittway Corp., Marketing Dept., 780, McClure Rd., Aurora, Ill. 60504.



Battery-operated Autostat mounts to the wall below existing thermostat. Motor-driven arm locks onto the ring attached to thermostat dial. Controls are behind panel (right).



Override button protrudes through panel to allow changing the temperature at any time without affecting the memory.

Powerful air purifier



You can reduce air pollution in your home and office with a King-Aire air purifier. A supersensitive three-stage filtering system removes dust, germs, pollen, mold, smoke, gases, odors and chemical pollutants from the air and then exhausts 99.97 percent pure air, according to the manufacturer.

The Century model (\$700) has an actual air-flow velocity of 150 cu. ft. per minute (cfpm). The Guardian purifier (\$900), shown, has an actual airflow velocity rating of 270 cfpm. Both units feature hardwood oak cabinets.

Write to King-Aire Inc., Box 149-PM, Carmel, Ind. 46032.

Masonry waterproofer

Here's a new product to seal masonry walls to hold back water and to prevent moisture seepage. Drylok masonry waterproofer is a ready-mixed liquid that can be applied with a brush, roller or sprayer. It works on surfaces below and above the ground, inside or out. Drylok can withstand water pressure up to 4 psi. It also repels rain from concrete retaining walls and stucco.

Drylok is at hardware stores and home centers for about \$17 per gallon in white, green, gray and beige.


Write to Drylok, UGL, Box 70, Dept. PM, Scranton, Pa. 18501.



Self-cleaning water heater

You may never again have to drain your water heater to remove sediment. The Reliance Sta-Kleen water heater has a self-cleaning system that prevents particles of sediment from settling on the tank bottom. Cold water enters through angled ports which create a vortex in the tank. Particles are swept up and held in the turbulence, then carried out by the heated water.

Sta-Kleen heaters are available at home centers and hardware stores in different capacities in both gas and electric models. A 40-gallon gas heater costs \$229; the same size electric unit costs \$218. For details, contact Reliance Water Heater Co., Cumberland St., Ashland City, Tenn. 37015.



Turbulence sweeps up and removes sediment (left). Models: electric (center) and gas (right).



There's a lot to appreciate behind the wheel of a new Grand Prix. While its finely detailed interior harbors you in private luxury, its brightly accented exterior invites longing glances.

But it's out on the open road that Grand Prix really shines! Feel the power of its responsive 3.8 liter V-6 engine or the available 5.0 liter V-8. Either way, Grand Prix comes standard with an automatic transmission.

Aren't you
glad we use dials?
Don't you wish
everyone did?*

PONTIAC GRAND PRIX

WE BUILD EXCITEMENT

Enjoy the control of its power steering and power brakes, and ride on the sure-footed comfort of its full coil suspension.

But there's one more thing we're sure you'll appreciate: the available Rally gage instrument panel with tachometer that keeps you dialed in to many of Grand Prix's most vital systems. Grand Prix... undeniably Pontiac!



*Courtesy of Armour Dial, Inc.

LET'S GET IT TOGETHER & BUCKLE UP

COOL IT.


TURBO

New Ultra-tech Turbo Formula P·Z·L, for longer life in the fast lane.

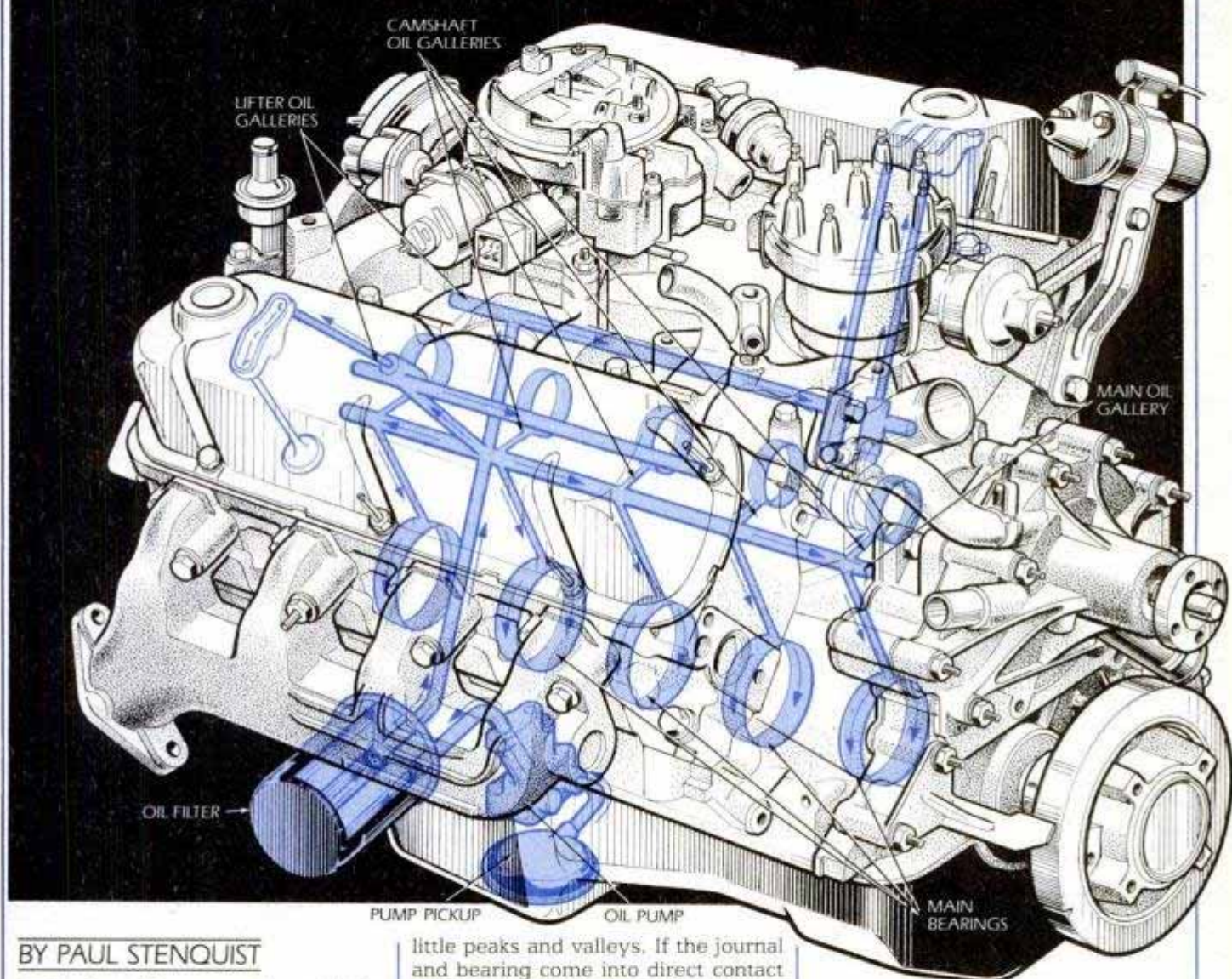
Turbos are intense. They work hard, run hot. So do you. That's why you got a turbo. That's why we've got Turbo Formula P·Z·L. Because when you're hot, it's not.

While you're burning up the fast lane, protect your working parts with Pennzoil. We know you're a limit-tester. So we exceeded the limit, created a turbo formula that is above the standards of the American Petroleum Institute, that surpasses every automotive manufacturer's requirements anywhere in the world. We took it to the wall, and then some. We went beyond spec. We went ultra-tech.

So cool it with Pennzoil's Turbo Formula P·Z·L. When you're hot, it's not.



SOLVING OIL PRESSURE PROBLEMS



BY PAUL STENQUIST

The first thing you notice might be the soft glow of an idiot light when your engine is idling. Or perhaps the needle of your oil pressure gauge has begun to drop out of the safe range. Or maybe you've just noticed that your engine ticks and clatters much more than it used to. They're all clues that could point to an oil pressure problem. If you don't act right away, extensive engine damage can result.

A magnified view of an engine's crankshaft journal and bearing surfaces makes it very easy to understand why a loss of lubricant can be so critical. Although these surfaces appear completely smooth to the naked eye, they're actually covered with

little peaks and valleys. If the journal and bearing come into direct contact at high speed, the resulting friction quickly generates heat that can cause the metal parts to seize.

On the other hand, if these moving parts are separated by a film of lubricant, the sliding friction is replaced by fluid friction. Because the molecules of the lubricant move freely when they encounter high or low spots on the machined parts, they offer little resistance to movement. Consequently, heat generation is minimized, protecting the surfaces.

Delivering the lube

Modern automobile engines are equipped with a full-force lubrication system that pumps oil to most moving

Modern engines have pressure-fed lubrication systems that are supplied with filtered oil by a mechanical pump.

parts (lead illustration). Oil is drawn into a pump through a mesh screen submerged in the oil pan.

In most systems, the pressurized oil is first pumped through the filter. The filter or filter mount is equipped with a bypass valve so flow will not be interrupted if the filter clogs.

The filtered oil is then pumped into the main oil gallery. Oil is usually supplied to hydraulic lifters and main bearings by means of passages connected to this gallery. Oil routed to the lifters is then directed up to the rest of the valvetrain, via a separate passage

or through the pushrods. Main bearing lube travels through drilled passages in the crankshaft journals to the connecting rod bearings. Oil spray from between the connecting rod pairs, or in some cases, from a small passage in one side of each rod cap, lubricates the cylinder walls and piston pins.

Low oil pressure is the result of problems in the pump or delivery circuit. If the pump can't supply enough oil to fill the galleries, pressure will be low. If there is an overly large opening in the circuit that allows oil to escape too easily, low oil pressure will result. Improper oil viscosity or oil dilution can also make pressure readings drop below spec, as pump efficiency is dramatically affected by the thickness of the lube.

Checking oil pressure

If you feel that your engine's oil pressure is lower than it should be, you can confirm your suspicions with a remote gauge.

Purchase a mechanical-type oil pressure gauge and installation kit from an auto parts store (Fig. 1). The installation kit will include a number of pipe fitting adapters, one of which can be installed in your engine in place of the idiot light switch. If your car already has an oil pressure gauge, install the adapter in place of the stock gauge sending unit. The pressure test will confirm the low reading of your stock gauge.

Manufacturers' specifications for oil pressure vary. To be absolutely sure that your engine's lube system is operating reasonably close to full capacity, you should check oil pressure test specs for your car in a general service manual or in the vehicle manufacturer's manual.

Generally, two figures are given, one for idle oil pressure and one for 2,000-rpm pressure. In most cases, your pump should be able to provide about 10 psi at idle with a fully warmed engine and 25 psi or more at 2,000 rpm. Some makers, however, call for considerably more pressure.

If your test finds that oil pressure is okay but the idiot light continues to glow, replace the oil warning light switch. If a new switch doesn't turn the light off, check the oil light switch circuit for problems.

Solving low-pressure problems

If you found that oil pressure was below the recommended figure at idle but within the acceptable range at higher speeds, check the engine idle

speed. It may be below specs.

Oil pressure that is somewhat low at one or both test points can be caused by motor oil that is of incorrect viscosity or has been diluted with gasoline. Try an oil change, using the manufacturer's recommended oil viscosity for the weather conditions.

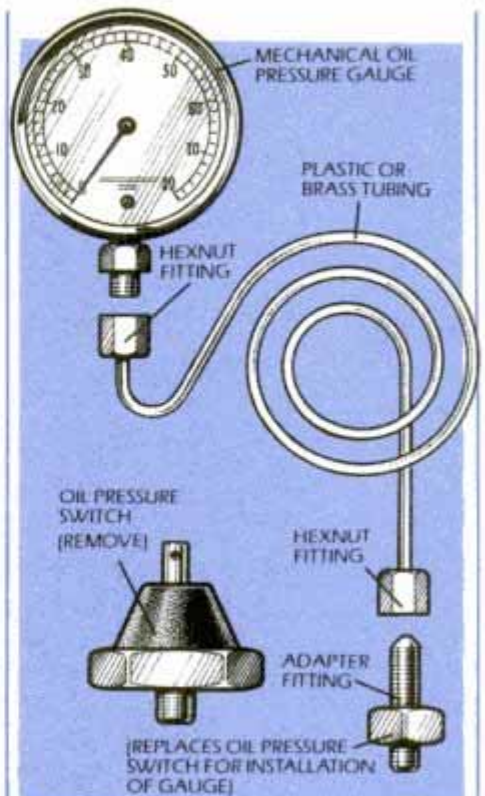
If the oil change solves your pressure problems and you find that the drained oil is heavily diluted with gasoline, find the cause of the dilution before putting the car back in service. It may have been caused by an engine misfire that allowed unburned fuel to run down past the rings, or, on carbureted cars, it may be the result of a ruptured fuel pump diaphragm.

A clogged oil filter can also cause a loss of pressure. If your filter has been on the car for more than a few thousand miles, change it and retest.

Pulling the oil pan

Having eliminated simple causes, further diagnosis requires removal of the oil pan on most powerplants (Fig. 2). On some engines, however, the oil pump is externally mounted and can be checked without removing the pan. If this is the case on your engine, proceed to the section headlined "Checking the oil pump."

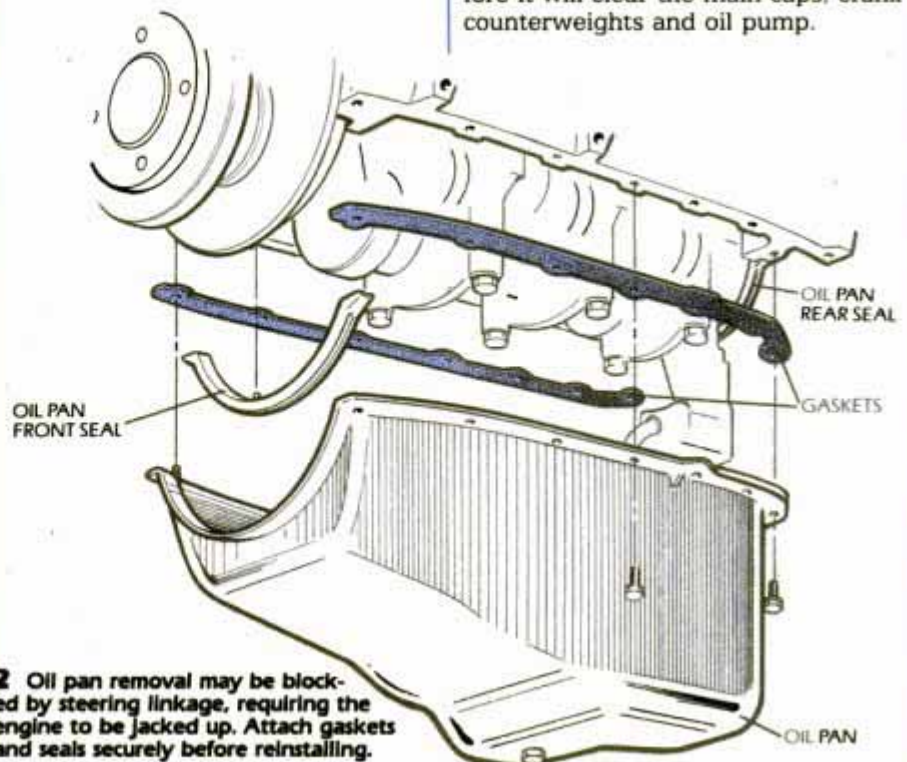
On some cars, oil pan removal is a simple task but on most it is quite difficult and may involve loosening the engine mounts and jacking or lifting the engine. The starter motor or other components may have to be



1 To read the actual engine oil pressure, install a mechanical gauge in place of the stock idiot light or indicator.

removed to get to the pan bolts.

Specific instructions for oil pan removal are found in both general service manuals and vehicle manufacturer manuals. On some "short skirt" type engines, the pan will have to be dropped more than a few inches before it will clear the main caps, crank counterweights and oil pump.



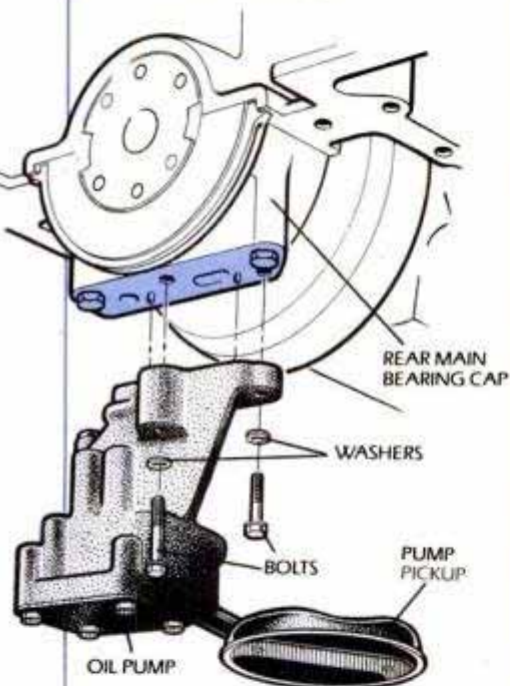
2 Oil pan removal may be blocked by steering linkage, requiring the engine to be jacked up. Attach gaskets and seals securely before reinstalling.

Checking the oil pump

If your engine suffered a total loss of oil pressure, the cause is most likely a broken oil pump drive.

Most oil pumps are driven by a shaft that joins the pump to the distributor drive gear or by an intermediate shaft that is fitted with a gear and driven by the cam. If the drive mechanism breaks, a total loss of oil pressure will be the result. Another possible cause of total oil pressure loss is a missing oil gallery plug.

In addition to the simple causes mentioned previously, partial loss of pressure can be the result of a worn pump, a clogged pump pickup, a hole in the pickup tube or broken tube or excessive bearing clearance. Less likely causes for partial loss of pressure include leaking gallery plugs and porous block castings.



3 Most oil pumps are located inside the pan, bolted to a main bearing cap. Torque to correct spec when reinstalling.

Since you have to remove the oil pan on most engines to check any of the more likely causes, you ought to check all of them before buttoning up. On high-mileage engines, low pressure is frequently caused by a combination of pump and bearing wear.

Once the pan is off, remove the pump from the engine. It's held in place on the block or on a main bearing cap by one or more bolts (Fig. 3). In most cases, the pickup tube is attached only to the pump, although on some engines it may be retained by a bolt. On engines with external pumps, the pickup is usually bolted to

4 On spur-gear type pumps, critical clearances to be checked are those between the gear edge and housing, and between gear ends and the bottom plate of the pump.

a machined surface inside the crankcase.

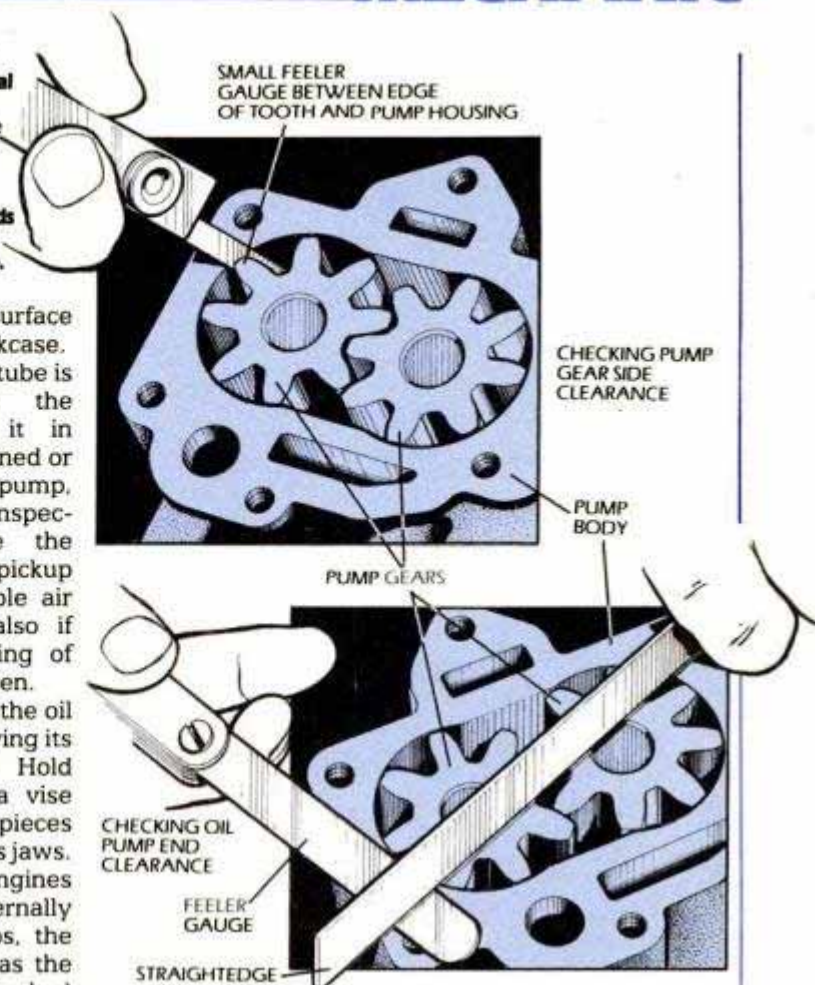
If the pickup tube is pressed into the pump, leave it in place. If it's pinned or bolted to the pump, remove it for inspection. Examine the pickup and pickup tube for possible air leaks. Check also if there is clogging of the pickup screen.

Disassemble the oil pump by removing its bottom cover. Hold the pump in a vise between two pieces of wood or brass jaws. On some engines that have externally mounted pumps, the cover (as well as the gears and relief valve) can be removed without unbolting the pump from the engine.

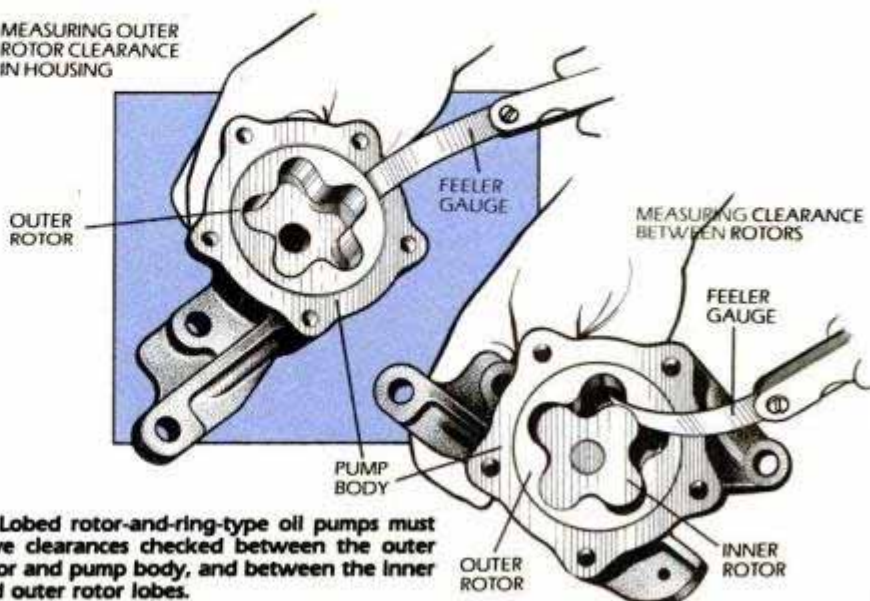
On the pump cover or body, you'll probably find a hexhead or expansion cup plug. The pump relief valve and spring are installed behind this plug. Remove the plug, valve and spring, and check to see how the valve moves in its bore. If you find that it is stuck in its bore or fits so loosely that you can move it sideways any discernible

amount, it could be the problem. Replace the valve and the pump or cover as necessary.

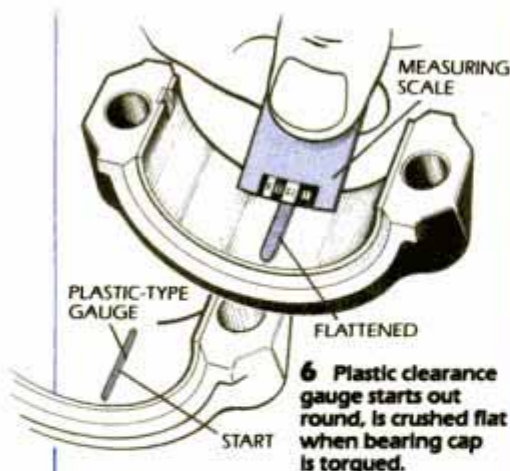
If your oil-pressure test found that pressure was okay at idle but lower than specified at a higher speed, a weak relief valve spring might be the source of your trouble. Some manufacturers provide a specification for relief valve spring length. (A weak spring will be shorter than a good



MEASURING OUTER ROTOR CLEARANCE IN HOUSING



5 Lobed rotor-and-ring-type oil pumps must have clearances checked between the outer rotor and pump body, and between the inner and outer rotor lobes.



one.) Measure your spring and compare it to spec.

Under the pump cover, you'll find the pumping mechanism. Two types are commonly used. One utilizes a driven, lobed inner rotor that turns a surrounding lobed ring or outer rotor. The other variety uses two spur-type gears, one of which is attached to the drive shaft.

Inspect the gears, pump cover and pump body for signs of wear and scoring. Obvious damage is grounds for replacement. If you're in doubt about pump condition check clearances with a feeler gauge.

To check spur-gear type pump, measure clearance between the top of the gears and the pump body's gasket surface using a straightedge (small steel ruler) and a feeler gauge (Fig. 4). Lay the edge of the rule across the gasket surface and insert the feeler gauge between it and the gears. You'll find specifications in a service manual. Using a narrow feeler gauge, check clearance between the edge of the pump gear and the pump body.

If your car is equipped with a lobed rotor-and-ring-type pump, you should at least check clearance between the center rotor and the pump body gasket surface, between the outer rotor lobes and outer rotor lobes (Fig. 5). Chrysler also provides specs for checks of cover flatness, rotor thickness and outer rotor diameter.

Measure clearance between the center rotor and gasket surface with a straight edge and rule. Check clearance between the high points of the two rotors and between the outer rotor and the pump body with a feeler gauge. For the 2.2-liter Chrysler, the specs are .01 in. (maximum) and .014 in. (maximum), respectively.

Check cover flatness with a rule and feeler gauge, laying the side of the rule across the center of the cover and

inserting the feeler gauge into any low spots below it. If the pump is not up to spec, it must be replaced.

Before reinstalling a spur-gear type pump, pack the gear cavity tightly with petroleum jelly. Fill lobe and ring type pumps with motor oil.

Checking bearing clearance

As bearing clearance gradually increases due to normal wear, the lube oil escapes more easily from the force-fed circuit and pressure drops. Because some of the lube escapes prematurely, certain parts don't get enough. If main bearing clearance, for example, is excessive, the rod bearing oil supply will be inadequate.

The bearing clearances of an assembled engine can be checked using a plastic gauging material (Fig. 6). This product, which is best known by Perfect Circle's trade name Plasti-gage, will provide accurate measurement of bearing oil clearance when it's crushed between the bearing and the crankshaft (Perfect Circle, Dana Corp., P.O. Box 455, Toledo, Ohio, 43692). Purchase two different sizes of the material at an auto parts store so you can measure clearances from .002 in. to .006 in.

To check main-bearing clearance, remove main caps two and four (on five-main-bearing engines) or two, four and six (on seven-main-bearing engines). Insert paper shims that are at least .010 in. thick between these bearings and the crank and reinstall the caps. This will lift the crank off of the other bearings to check clearance.

Remove each of the other bearing caps one at a time and wipe all oil from journal and bearing. Then, place a piece of the gauging material on the center of the bearing in such a way that it spans the width of the bearing. Install the cap, torque it to spec and remove it without turning the crank. Now, compare the crushed strip of gauging material to the scale on the package. This will give you the clearance figure.

If the strip is so wide that it's off the scale, or if it hasn't been flattened at all, use a different size gauging strip to get an accurate reading.

Check clearance of the other main bearings in the same way. Then, move your paper shims to journals one and five or one and seven and check the clearance of the bearings which previously supported the shims. Record all the numbers on a piece of paper, along with the part numbers and any size indication on the bearings (Fig. 7).

Check rod bearing clearance in a

similar manner. Remove rod caps one at a time. Place the gauging strip on the rod cap bearing and reinstall, torquing to spec.

If you have a micrometer, check the rod throws for taper and out-of-round by measuring each throw at both ends and at points on the circumference that are 90° apart.

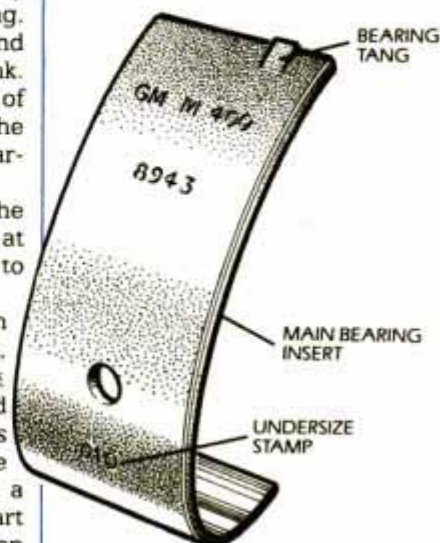
Compare your figures to manufacturer's specs. If rod journal taper or out-of-round are in excess of what the manufacturer allows, the engine will have to be rebuilt.

However, if the crankshaft is otherwise okay, but clearance is in excess of manufacturer's allowance, you can probably tighten it up by replacing the bearings with "undersize" bearings. (Undersize bearings are actually larger than standard; they're called undersize because they're for use with undersize cranks).

For most applications, bearings are sold in standard as well as .010- and .020-in. undersize. In each of these sizes, bearings can be purchased with an additional .001-in. or .002-in. undersize. The extra bearing material makes up for too much clearance.

Determine which bearings you need by calculating how much the present clearance exceeds ideal specified tolerances. Go to the parts store armed with bearing part numbers and any undersize indication that may have been found on the back of the bearings. A knowledgeable counterman will have no trouble helping you choose the proper replacements for your crankshaft's bearings.

After installing the new bearings, check all clearances again. Check all rod and main bolt torque readings twice, and reinstall the oil pan. **PM**



7 Back side of the bearing insert is stamped to indicate undersize dimension.



Plow, till, thatch, bag, haul, sweep, scrape, sow, mow, tow, blow, and save.

Until March 30, 1985, we're offering some of the best lawn and garden bargains in the country. So hurry in to Sears now and save!

Save \$400. This 18-hp Craftsman tractor with 44-inch mowing deck is now only \$2199.99.

This rugged workhorse is loaded with features usually found in tractors that sell for much more: Electric blade engage. A six-speed heavy-duty transaxle that lets you select the right speed for any job. A full 44-inch mowing deck with stabilizing gauge wheels for fast, uniform cutting. And it hooks up easily to our wide selection of lawn care, hauling, and snow removal attachments.

Save 15% on every tractor attachment Sears sells.

Our utility cart, leaf and grass sweeper, plow/dozer blade and every other Sears tractor attachment is now on sale. With all the attachments Sears offers, there's virtually no lawn and garden job our tractors can't do.



Save \$100. This Sears Craftsman 3½-hp rear-tine tiller is now only \$499.99.

Lightweight, yet it packs plenty of power. Power that is harnessed to counter-rotating rear tines. Which make it easier to handle and more efficient than front-tine tillers. And its self-propelled wheels, handle-mounted controls, and power reverse mean easier handling in all soil conditions.



Sale begins February 24th. Available in most Sears retail stores. Prices and dates apply only to the continental United States except Alaska. ©Sears, Roebuck and Co. 1985

There's more for your life at
SEARS

HOW TO INSTALL REPLACEMENT CELLAR DOORS

Discover a do-it-yourself cellar door system that will work on any home.

BY JOSEPH TRUINI
Shop And Tools Editor


Old, deteriorated wood cellar doors are more than just an eyesore. They're unsafe, provide little security and are major energy-wasters. Now there's a do-it-yourself steel replacement door system that, with the use of foundation plates, will work on any home regardless of the condition or size of the existing entryway foundation.

Foundation plates are simply L-shaped sheet-metal pieces that are screwed to the foundation before attaching the door frame. The plates allow you to modify an existing entryway to accept standard-size doors. Many older homes have entryway foundations that are too wide, narrow, long or short to accept standard cellar doors. But, the use of foundation plates solves these problem installations.


Foundation plates also provide a sound, flat surface for mounting doors on rough, irregular foundations built of granite, fieldstone, brick, concrete block or poured concrete. The L-shaped plates wrap around the outside corner of the foundation to provide a weather-tight seal that protects against rain and wind.

Cellar doors come in two basic styles: with steel sidewalls for installation on flat foundations, and replacement doors for use on entryways with raised foundation sidewalls. In the installation shown, we set foundation plates and replacement doors on a raised sidewall. The cellar door system we installed is [\(Please turn to page 56\)](#)

Replace old, rotting wood doors (right) with secure, energy-efficient steel replacement doors (above).



After removing the old doors, fasten the foundation plates to the foundation. Be sure side plates overlap the base plate.



Close-up view shows how the foundation plate wraps around the outside corner of the foundation to seal out wind and rain.



Mount the assembled door frame to the foundation plates with self-tapping screws. Then, apply silicone caulk between the frame and plates to form a weathertight seal.

ONLY



ONLY JEEP CHEROKEE has won all three major off-road magazines' "4 x 4 of the Year" awards for 1984. Bronco and Blazer never did it. No vehicle ever made did it until the new Jeep Cherokee.



ONLY JEEP CHEROKEE offers you the choice of 2 and 4-door models. (Bronco and Blazer come with 2 doors only.) And only Cherokee gives you more cargo space.



ONLY JEEP CHEROKEE offers you two "shift-on-the-fly" 4-wheel drive systems to choose from. Bronco has none, and Blazer offers only one system.



ONLY JEEP CHEROKEE has a gutsy 2.5 liter engine with better mileage (21 EPA EST MPG, 25 HWY EST*) than Bronco II and more horsepower per pound than S-10 Blazer 4x4. And only Cherokee has an inter-cooled turbo-diesel engine available for 1985.



ONLY JEEP CHEROKEE has higher ground clearance...and the incredible new Quadra-Link front suspension for an outstanding ride on and off the road.



ONLY JEEP CHEROKEE has room for 5 passengers, not just 4 like Bronco II and S-10 Blazer. Is there really any other choice than Jeep?

*Use these figures for comparison. Your results may differ. CA figures lower.

SAFETY BELTS SAVE LIVES.



ONLY IN A JEEP CHEROKEE

REPLACE CELLAR DOORS

(Continued from page 54)

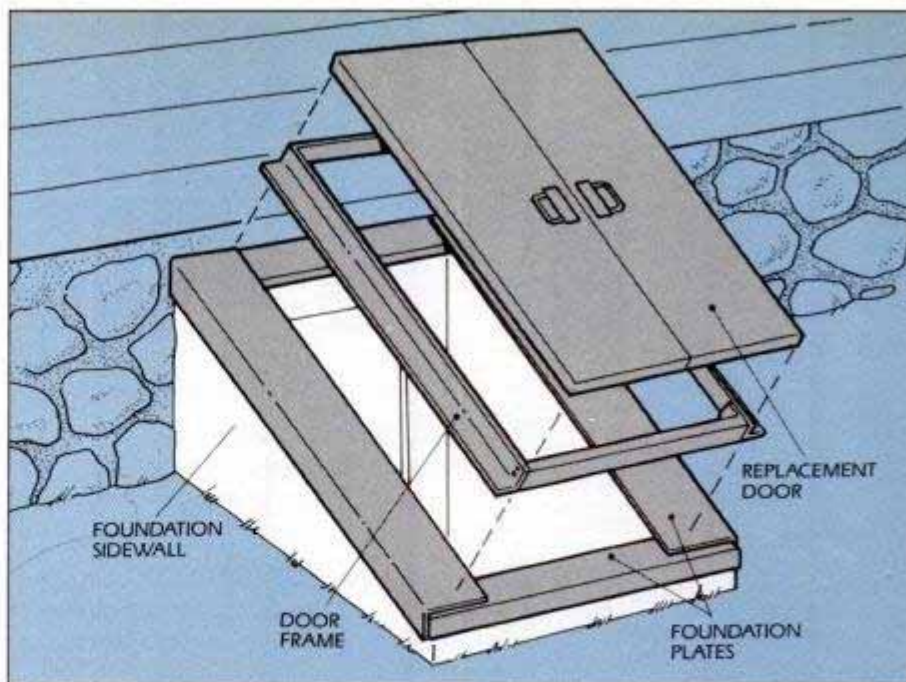
manufactured by Gordon Door Corp., 170 Spring St., Southington, Conn. 06489. Write to Gordon Corp. for additional information regarding cellar door installation, prices, availability and ordering procedures.

The first step is to remove the old wood doors and the wood base plates on which the doors are mounted. Be careful not to damage the siding when removing the existing header from the house. Next, inspect the foundation for loose bricks, blocks or crumbling or severely cracked concrete.

Repair any serious structural faults that will affect the foundation strength. This is also a good time to make any necessary repairs to the exterior of the sidewalls and to the steps leading down to the basement.

Next, install the foundation plates. Foundation plates come in 7-ft. lengths ranging in size from 3 x 5 in. to 3 x 14 in. The 3-in. dimension is the short leg of the L-shaped plate which wraps around the outside corner of the foundation. Plates can also be special-ordered from Gordon Corp. to any size for custom installation.

First, cut the base plate—the bottom piece— $\frac{1}{4}$ in. longer than the outside width of the entryway foundation. Use a hacksaw or a circular saw fitted with a metal-cutting blade. Then, cut the side plates the same length as the foundation sidewalls. For appearance sake, make the cuts on the ends that go against the house. Now, position the plates on the foundation with the side plates overlapping the base plate. Drill screw mounting holes through the plates and then continue the holes into the foundation using a masonry bit. Fasten the plates with lead anchors and sheet-metal screws or lagscrews.



Shown here is a typical replacement door installation on a raised sidewall. Foundation plates are necessary to modify the foundation to accept standard-size doors.

Next, assemble the door frame on the ground using the bolts provided. Be sure that the bolt heads face the outside of the frame. Then, position the assembled door frame on the foundation plates. Bolt the header angle (top cross plate) to the door frame header and then screw the header angle to the house itself.

Now, slide the doors onto the frame. Adjust the frame from side to side until the doors fit squarely and will open and close without binding. Then, drill through the door frame and foundation plates to accept $\frac{5}{16}$ -in.-dia. self-tapping hexhead screws.

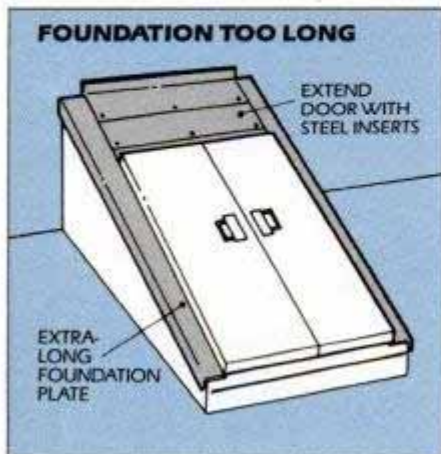
Next, to ensure a weatherproof seal, apply silicon caulk where the door frame flange meets the plates. Then, use fresh cement to fill gaping holes

and cracks on the interior of the entryway where the L-shaped plates sit on top of the foundation.

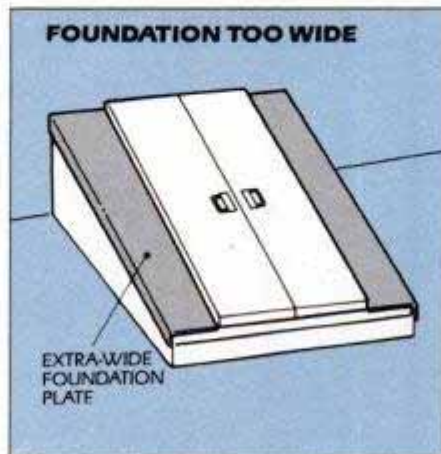
The foundation plates and doors come sprayed with a coat of primer paint. But, to ensure maximum protection against rust and corrosion, apply two coats of an alkyd enamel paint immediately after the installation is completed. Then, repaint the doors and plates every two to four years depending upon the amount of use and exposure to harsh weather.

Other attractive features of this cellar door system include stainless-steel hinges, hot-dipped galvanized sill, tamperproof bolt lock, catch rods that lock the doors in the open position and recessed water channels to ensure proper drainage. **PM**

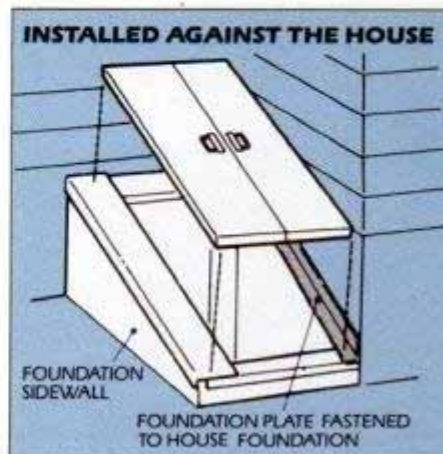
Foundation Plates Solve Problem Installations



When an entryway foundation is too long for standard-size doors, use long foundation plates and steel inserts to fill the space. Attach inserts to the door frame.




If the entryway foundation is too wide to accommodate standard-size doors, then use extra-wide foundation plates to close the entryway enough to accept the doors.



Some cellar entryways butt against the house foundation and have only one raised sidewall. Install a foundation plate to the wall to support the frame and doors.



**If our battery can
make this big Cat* purr, we
can make your little Lynx growl.**



Interstate Battery. No matter what you want to start we've got a dependable, hot-firin', heavy-duty battery that'll get you crankin' in even the worst temperatures. And if you need service anywhere, we have over 108,000 dealers all across America to help you.

Whether you want an auto, truck, farm, boat or motorcycle battery, get the best battery going by seeing your Interstate Battery dealer...there's one near you.

Interstate Battery System of America, Inc., (IBSA) Dallas, Texas 75243

*Cat is a registered trademark of Caterpillar Tractor Co. of which IBSA is not affiliated.

**INTERSTATE
BATTERIES**

Set Up Your Computer System With HITCH-FREE HOOK-UPS


Connector cables for your printer and modem can cost a bundle. Here's how to make your own.

BY WALTER SALM

You need connecting cables so your computer can talk to its peripherals. The price tag on these cables often induces sticker-shock in first-time computer buyers. A typical 10-ft. connector cable that marries an IBM-type computer to a parallel printer might cost you nearly \$50 ready-made. You can make it for about half the price. Even from the most expensive part source, ribbon cable (at 69 cents a foot) will cost you \$6.90, a male, 25-pin D-type connector goes for \$7.75 and a 36-pin Centronics connector of the same gender runs \$8.95. Your total: \$23.60.

Degrees of difficulty

Building a cable set from flat ribbon is child's play if you're making a straight-through hookup, where the pin numbers from one connector go to the same numbers on another. This occurs when you're mating compatible components—say, D-type to D-type (a 25-pin "serial" connection for communications modems and some printers) or Centronics-type to Centronics (a 36-pin "paral-



When separating conductors place piece of tape 2 1/2 in. from the end to prevent peeling.

lel" connection for printers). Unfortunately, not all cables are this simple. A good example is the aforementioned \$50 cable used to connect popular IBM-type computers to aftermarket printers of many brands.

One end of that cable requires a D-type connector to match the 25-pin output of IBM computers, while the other end needs a 36-pin connector to fit the Centronics-type input now stan-

dard on most aftermarket printers. In this case, you have to study the technical manuals to determine which pin numbers match up at each end. PM's done the homework for you: The pin matching sequence for the IBM parallel is diagrammed at left.

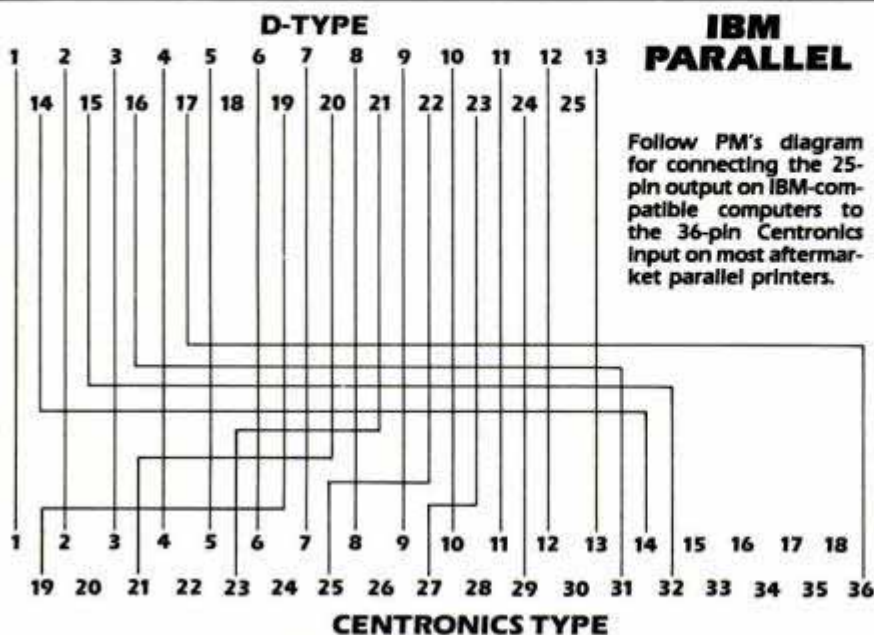
Before you buy parts for your cable, check your computer equipment to determine whether female or male connectors are required (male connectors have multiple pins; females have a series of holes into which the pins are inserted). Also, buy 25-conductor flat-ribbon cables for D-type connections, 36-conductor for Centronics connections and 25-conductor for D-type to Centronics hookups.

Simple connections

Straight-through flat ribbon cable connectors from companies like AMP and 3M require just one tool for assembly—a bench vise. The connectors contain two rows of V-shaped, fingerlike contacts. Each one of these contacts grabs its own wire and holds it separately from the adjacent wire in the ribbon cable.

The 3M connectors come with double-sided adhesive on the back piece (the part that pushes the cable into those V-shaped contacts) to help you position the ribbon cable before clamping the two halves together. This is a

(Please turn to page 62)





WHEN YOU CAN'T PREDICT WHAT'S AHEAD OF YOU, THERE'S ONLY ONE OUTBOARD TO HAVE BEHIND YOU.


Part of what makes boating enjoyable is the unexpected.

But sometimes the unexpected can be a little more than you bargained for.

That's when it's good to have a Mariner outboard behind you. Mariners are rugged. Reliable. And more predictable than the weather.

Mariner Outboards from 4 to 200 horsepower have CD ignition for quick starting. And to make sure they keep running, we build them with rugged lower units and internal components that undergo the industry's toughest testing. So

you can concentrate on enjoying yourself, instead of wondering whether you'll make it home.

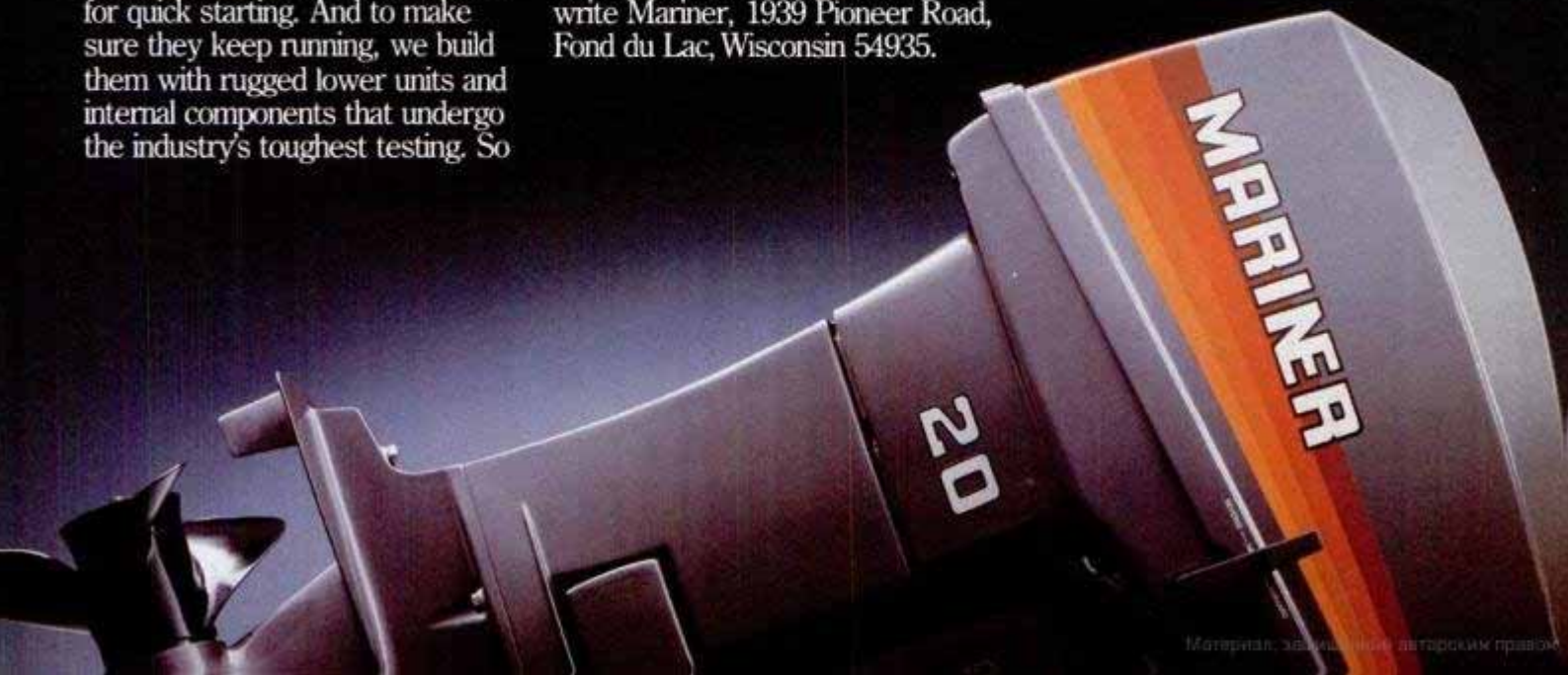
A Mariner will also squeeze the most out of every drop of fuel. And with our exclusive MMAC financing option,  a Mariner-powered rig is easier to own than ever before.

See your dealer for a catalog showing our complete line, or write Mariner, 1939 Pioneer Road, Fond du Lac, Wisconsin 54935.

And find out why Mariner is one of the things about boating you can always count on.



MARINER
OUTBOARDS
BETTER IN THE LONG RUN.



What if you think it's shocks

The wheels on your car have it rough. Potholes. Rocks. Cracks. Bumps. The wheels are thrust up. Sharply. And down. With a jolt. While turning about eight hundred times just to go a mile.

What keeps you riding comfortably is a well-tuned suspension system.

Your suspension system has springs, spring shackles, control arms, stabilizer bars, bushings, shock absorbers and, sometimes, MacPherson struts. It's not simply shocks.

So if your car isn't handling right—or riding right—don't just assume it needs shocks.

It's better to let an expert technician make the diagnosis.

GET A MR. GOODWRENCH SUSPENSION CHECKUP

See Mr. Goodwrench for a Suspension Checkup. He has GM Training. And he has the right tools and high-tech equipment to do his job right.

You may find your problem is much smaller than you expected. And if you do need shock absorbers, he has his own exclusive GM Goodwrench shock absorbers. They have a lifetime limited warranty.* Plus, Mr. Goodwrench guarantees his work. Just ask for details.

A stop motion camera catches the action as the wheel hits a pothole. The suspension system absorbs the jolt.



Mr. Good


and it's not?




So keep that great GM feeling with Mr. Goodwrench and genuine GM parts at participating independent GM dealers selling Chevrolets, Pontiacs, Oldsmobiles, Buicks, Cadillacs, GMC and Chevy trucks.

Exclusive! GM Goodwrench Replacement Shock Absorbers

Because they are engineered by some of the same people who helped design your GM car, you know they're right. They're available exclusively from Mr. Goodwrench or from a GM dealer who sells GM Goodwrench parts. Just ask for them.



* Lifetime limited warranty for as long as you own your GM vehicle on which replacement shocks were installed. See GM dealer for details.



Goodwrench



LET'S GET IT TOGETHER... BUCKLE UP.

Материал, защищенный авторским правом

HITCH-FREE HOOK-UPS

(Continued from page 58)

nice feature, which helps to keep the cable straight and in position.

The AMP connectors have enough space to feed the ribbon cable through when the back piece has been started—again letting you keep the ribbon in a precise position. Once you have the ribbon positioned and the two halves of the connector in place, hold it so the cable doesn't slip, put it between the jaws of a bench vise and tighten the vise until the back piece snaps into place and can go no farther. For either brand of

connector, simply repeat the process at the other end of the cable—and don't overtighten the vise: You might damage the connector.

Whenever you start one of these cable sets, find pin 1 on the connector, and mark the No. 1 pin corner on the back of the connector with a red crayon so you can find it later. Most ribbon cables are gray except for a stripe of red ink down one edge. Put the red-striped edge into pin 1, and do the same at the other end. Some ribbon cable is rainbow-hued, with repeating sets of 10 different-colored wires—starting with brown. Brown is your No. 1 pin wire.

If you're like most weekend wood cutters, you want a chain saw that will run and run and run. Well, that's the kind of performance you get from a Husqvarna Rancher.

Every part of a Husqvarna Rancher—from its fully automatic chain brake to its excellent anti-vibration system—is built to run hundreds and hundreds of hours without stopping.

And, if by some chance, anything should ever stop running on a Husqvarna, it can be repaired quickly and easily at a Husqvarna dealer. Because we won't let a dealer sell our saws, unless he can service our saws.

So if your chain saw isn't running the way it should, run out and get a Husqvarna Rancher at your local Husqvarna dealer.



MARATHON RUNNER

 **Husqvarna**
SWEDEN
The Chain Saw Professionals.

For the dealer nearest you consult your Yellow Pages.
Or write Husqvarna, 224 Thorndale Avenue, Bensenville, Illinois 60106.

Many connectors label only pin 1; you have to figure out the others for yourself. Some connectors will have the four corner pin number labeled; sometimes all the pins are numbered. And you'll find some connectors that have no pin numbers at all.

Remember that male and female pin numbers are mirror images of each other, and they're mirror-reversed once again when you go from front to back of the connector.

Discrete wiring


Besides squeezing the ribbon cable in a vise, there are three other ways to attach the wires to the connector. All of them take more work and much more time. These other methods use discrete wiring—connecting the conductors one by one—so use this type of connector only when you must change pin connections (as when mating D-type to Centronics connectors), or when you absolutely can't get the straight-through, flat-ribbon cable connectors.

At some parts-supply stores, you'll find that the connector supply consists almost entirely of D-types with solder-cup back lugs. Trouble is, flat-ribbon cable wires are super-skinny (22 to 28 gauge), and these connectors don't provide a convenient anchor point to bend the wire around. You have to strip the wire, tin the end, fill the connector pin cup with solder and slip the wire in. Hold the wire until the solder cools and locks it in place. You're working in close

(Please turn to page 140)



T-handle tool helps push separated wire conductors into the V-shaped slots in AMP-brand connector. For 28-gauge wire, use color-coded connector with yellow dot.



With 3M-brand connector, attach flat ribbon cable to adhesive surface of back piece (top) before assembly.

Famous "POWER DRIVER"

(AS SEEN ON TV!)

Only \$2

One million famous Power-Drivers will be sold by the New York importing firm of The Direct Connection to the first one million persons who write to the company address below.

These are the same famous "Power-Drivers" that have been nationally publicized on TV and through leading publications for 5 times or even 10 times the price. The revolutionary Power Driver makes ordinary screw drivers obsolete. Easily attaches to any power drill to effortlessly drive screws into the hardest of woods...even concrete! Comes complete with 4 screw bits to fit any size screw. The depth selector lets you choose the depth you desire. Just choose your setting and the screw is released at the depth you've selected. Also works in reverse to remove screws. It's super fast and incredibly easy. Makes a great gift.



the DIRECT CONNECTION

Dept. 16A, 37 W. 26 St. • New York, NY 10010

With This Ad

These famous Power-Drivers will not be sold at this price by the company in any store. To obtain one at this price, mail this original printed ad to the company address below. Each "Power Driver" carries a full money-back guarantee and will be replaced by the company free of charge, if it ever fails to function. There is a limit of 2 "Power Drivers" per address at this price, but requests which are mailed early enough (before April 30, 1985) are permitted to request up to 6 Power Drivers. To obtain your "Power-Driver", mail this original printed ad, together with your name and address and \$2 for each Power-Driver requested. Add just \$2 shipping and handling no matter how many Power Drivers you are requesting.

Mail to:
The Direct Connection
Dept. 16A, 37 W 26 St,
New York, NY 10010.

FAMOUS EPISCOPHE HOME THEATRE



PROJECTS PHOTOS, PRINTS, STAMPS, COINS
INSECTS, SKETCHES, GEMS IN NATURAL
COLOR AND TRUE TO LIFE ACTION!!!

This BRAND-NEW EPISCOPHE PROJECTOR projects directly from snapshots, books, even solid objects like coins, mineral specimens, etc. Fine reflector and mirror system, Hi-intensity projection lens that enlarges images up to 16 feet square! Rugged two-tone body and base with cooling vents and "on-off" switch.

only...
\$15.95

IDEAL FOR STUDENTS, TEACHERS,
ARTISTS AND HOURS OF FAMILY FUN!

No. 4500A—Episcophe Projector\$15.95
EXTRA BULBS FOR YOUR PROJECTOR ONLY\$2.00

POWERFUL REPEATER AIR PISTOL

FIRES 20 BB'S
WITHOUT
RELOADING!



No CO2 Cartridges Required

Exciting to handle... all the heft and balance of a real .45! Authentic "cock and slide" pump action. Powerful! Fires .177 Pellets at a muzzle velocity of 170 Feet Per Second. Clip holds up to 20 BB's. Fires Darts and .177 Pellets also. Economical — no CO2 cartridges required. A thrilling pistol for both target and varmit chasing. 2 Safety Catches. Weighs a hefty 1 lb.-8 oz. Maximum Range 150 Yards.

ONLY... **\$24.95**

**SHOOTS DARTS
AND
PELLETS TOO!**

No. 2270—Marksman Pistol\$24.95
No. 2099—Box of 400 BB's\$ 2.92
No. 2100—Box of 200 (.177 Cal) Pellets\$ 2.92
No. 2104—Box of 12 Darts\$ 4.88

CHANGE YOUR OIL AUTOMATICALLY!



Takes Only Minutes—Works From Under The Hood! No Squeezing Under Car—No Mess!

Now, if you can open your car's hood — you can change the oil. Our powerful OIL CHANGER PUMP finishes the job in mere minutes. No squeezing under the car... no mess... done in no time. Pump attaches to car battery with alligator clips. Suction Tube goes down dip-stick tube — other end to bucket or receptacle for disposal of old oil. Pumps up to 2 liters per minute... pays for itself.

No. 1120—Oil Changer Pump\$14.98

Send Order To: FOSTER-TRENT, INC., DEPT. 522-C
2345 BOSTON POST RD., LARCHMONT, N.Y. 10538
Include \$1.95 Postage & Handling.

QUAN.	SIZE	ITEM NO.	DESCRIPTION	PRICE
			Shipping & Handling	1.95
			N.Y. State customers please add sales tax	
			Total Enclosed	



PRUNING TOOLS

HERE ARE FIVE THAT'LL DO IT ALL.

Thinning or cutting back the plants on your property is a critical maintenance job for several reasons. First, careful pruning maintains the attractive shape of bushes, hedges and other plants. Second, pruning plants helps keep them strong and virile so they can support and increase production of fruit or flowers. Third, cutting back plants near your house increases the safety and enjoyment of your home: Pruning dead and damaged limbs that are prone to fall protects your house against possible dam-

age. And, reducing the growth of plants near your house allows sunlight to enter indoors.

Following are five types of pruning implements, with suggestions for their use and how to sharpen them. These tools should be able to handle all of your pruning needs.

When making your purchase, buy the best tool that you can afford. A good quality tool is designed to make clean cuts, work easily and comfortably, be long-lasting and stay sharper longer.—P.S.

1 PRUNING SHEARS

There are two basic designs in hand pruning shears: anvil and blade, and hook and curved blade pruners. Both are used for light pruning, to

cut stems and small branches up to 1/2-in. in diameter. When purchasing pruning shears, look for one that feels comfortable in your hand and provides accurate control. Check also for a positive and easy-acting locking mechanism so you can carry the closed tool safely in your pocket. *(Please turn to page 66)*



Anvil pruner

The anvil pruner cuts with a straight blade pressed against a blunt anvil. This True Temper AP 4 (about \$12) has an adjustable tension control that you can set depending on the cutting power needed and your strength. It also features a replaceable precision-ground steel blade and a replaceable coated metal anvil. The company recommends that the tool be sharpened by a professional sharpener, since the blade must make exact contact with the anvil. The pruner is available at lawn and garden stores from True Temper, Shiremanstown, Pa. 17011.



Hook and blade pruner

A hook and curved blade pruner cuts in a scissors action. It is shown here being used to prune crossed branches on a peach tree. The hooked blade holds the branch in position as the curved blade cuts it. This one-hand pruner also is called a bypass pruner, since the blade passes alongside the hook when cutting.

The Super-Pro D-Grip model shown (\$26.90 postpaid) has blades machined to within a 2-micron degree of accuracy (1 micron equals .0003936 in.). Blades are hard-

ened and tempered to a high level to maintain a sharp edge. The cutting blade is coated with DuPont's Teflon-S to resist rust and gumming and to decrease friction. Synthetic rubber strips on the handles help you grip the tool firmly and cut accurately.

The Super-Pro D-Grip bypass pruner has stainless-steel springs, a positive, twist-action lock and a hand strap. The tool is from Nippon America Inc., Sabotin Fine Garden Tools, 20 Backus Ave., Box 1262, Danbury, Conn. 06810.



The pruner can be disassembled for sharpening. For best results, try to maintain the factory bevel and use a white ceramic stick or a ceramic-coated stick as shown. These sharpeners are sold at cutlery stores.



Match it! (if you can.)

We made the best better. Plymouth introduces the 5/50 Reliant Super K.

For 1985, Plymouth engineers a new 5/50 Reliant K. An even better Reliant K. The Reliant Super K. The best value of any 6-passenger car*: the highest gas mileage,** the lowest base price.

The new Reliant Super K is aerodynamically re-designed. Its clean new lines reduce the drag coefficient, making it more efficient than ever. And its tough 2.2 engine has been refined for better performance.

Chrysler engineering doesn't take quality for

granted. The new Reliant Super K benefits from hundreds of engineering improvements Chrysler has made over the years. We've made the best better.

And every Reliant Super K is backed by Chrysler's 5-year/50,000-mile Protection Plan† The name is Plymouth, the quality is Chrysler. Buy or lease it at your Chrysler-Plymouth dealer.

The new 5/50 Reliant K. The Super K. Match it! (if you can.) Buckle up for safety.



Division of
Chrysler Corporation

Plymouth. Best built, best backed American cars.††

*Based on a sticker price comparison of comparably equipped vehicles. **33 hwy. est. mpg. [26] city est. mpg. Use these EPA ests. to compare. Actual mpg. will vary with options, driving conditions and habits, and vehicle condition. CA ests. lower. †Whichever comes first. Limited warranties on powertrain and outer body rust-through. Deductible applies. Excludes fleet/leases. Dealer has details. ††Lowest percent of NHTSA safety recalls for '82 and '83 models designed and built in North America. Best backed based on warranty comparison of competitively priced vehicles.

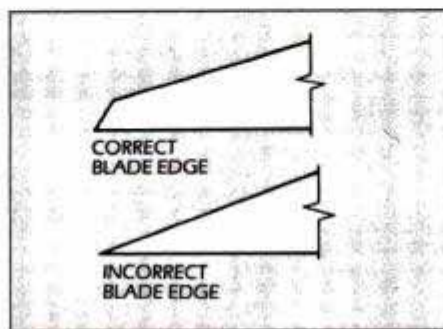
2 LOPPING SHEARS



The Corona 126 BN lopping shears (about \$37) have 26-in. handles and a head of forged steel. Here, the lopper reaches down to prune root shoots under a quince tree. It's made by Corona Clipper Co., Box 1388, Corona, Calif. 91720-0876.

(Continued from page 64)

Due to their two-hand action and long handles, lopping shears have greater cutting strength and give the user a greater reach than the one-hand pruners. Lopping shears help cut larger branches, vines or small tree limbs from 1/2 in. up to 2 in. in diameter. The most popular type of lopping shears is the hook and curved blade design. Shears come with handles 19 to 32 in. long. Buy shears with good spring action and a rubber bumper between the handles just under the jaws.



The lopping shears shown are hollow ground, thus proper sharpening is important to avoid damage. Use a 6-in. mill, smooth, single-cut file. Maintain the factory bevel on the cutting edge, as shown, in the top drawing at left. Start from the back stroking toward the point in one continuous motion. The hook requires little maintenance during the life of the tool. Cleaning and lubrication after use prevents sticking and rust. Never file or grind the flat side of the blade; it's a job for a professional. Use the file on the flat side only to remove burrs that result from sharpening the bevel.

3 PRUNING SAWS



Pruning saws cut dry or green limbs from trees and shrubs. Blades are available in lengths up to 24 in. and most can cut limbs ranging from 1/4 to 3 in. in diameter.



Bow saw

Bow saws with their replaceable blades can cut three limbs with surprising speed. Make sure when you shop that the saw you select has a way to keep the blade taut—preferably with a sturdy tension lever.

A unique feature of this 21-in. model (No. 666; \$14.70 postpaid) is a blade which can be rotated 360° and locked into any angle to get close cuts. For example, in the photo the blade is rotated almost 90° to the handle in order to avoid the limb immediately above the one being cut. The blade is stamped from a strip of hardened steel, sharpened and set. According to the manufacturer, an electro-induction hardening process makes the blade teeth much longer-lasting than standard bow saw blades. This eliminates the need for resetting and re-sharpening the teeth.

The bow saw is manufactured by Raki International, 190 Blydenburgh Rd., Central Islip, N.Y. 11722.

(Please turn to page 68)

Folding saw

A folding saw is easy to carry on a belt or in a pocket. It should be balanced and have a secure locking mechanism. This 14-in. Woodzig folding saw (about \$11.50) cuts from 1- to 3-in.-dia. branches. A unique feature of the saw is its flat teeth—resembling those of a chainsaw—that reduce binding, according to the manufacturer. The blade cuts on the pull only. It is designed to plane its way through wood and remove chips, rather than sawdust. Here the saw removes a dead limb stub from a red cedar tree. It's made by Omark Industries, Oregon Saw Chain Div., Box 22127, Portland, Ore. 97222, and sold at home and garden centers.

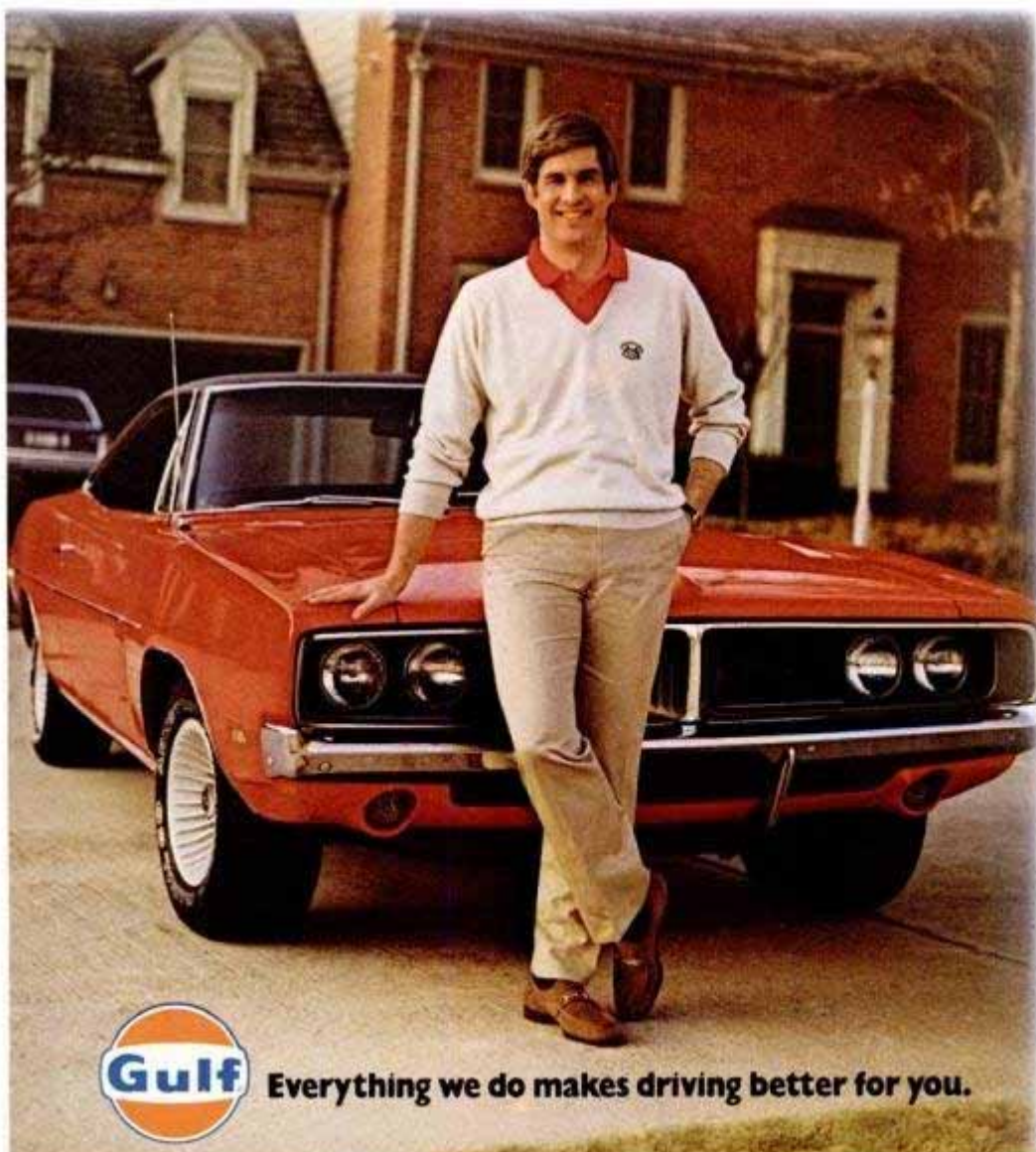


The Woodzig sharpening kit (about \$6) from Omark keeps the folding saw sharp. Clamp the file level in a vise, and use the 30° guide marks for proper angle. Sharpen teeth on one side, then reverse the saw.

Senior year, Dad lent me the money for this car.

I had to work construction all summer to pay him back.

Do you think I'd use just any motor oil?



A '69 Charger, raised on Gulfpride.*

I put a lot of sweat into buying it. You better believe I treat it right.

I think Dad liked the car right off. He taught me to take care of it. To change the oil frequently. To use Gulfpride.

Of course, the car didn't get to be fifteen years old without a few things wearing out. Like the speedometer. The light switch. The driver's seat.

But never the engine. Gulfpride has helped keep all eight cylinders coated, lubricated, and faithfully humming away. For more than a decade.

And Dad always said when something works for you that long, you don't tamper with success.



**WHEN IT'S
A MATTER OF PRIDE.**

Get a \$2.00 rebate when you buy 5 quarts of any grade of Gulfpride oil. For details, look for Gulfpride displays at participating retailers.



Everything we do makes driving better for you.




SMALL ENGINES WORK HARDER THAN LARGER ONES

Yes, 4 cylinder engines work harder than 8 cylinder engines to travel the same distance. When the 4 and 8 cylinder engines have both traveled 10,000 miles, the 4 cylinder engine has worked the equivalent of nearly 20,000 miles. They also run hotter — tending to shorten the life of your oil by creating varnish, gum and sludge.

All this means more wear and tear on your smaller 4 cylinder engine. It needs more care and attention. A quart of Rislone with each oil and filter change will help get rid of those deposits that rob your engine's efficiency and smoothness. Clean engines run better, longer and more economically than dirty ones.

Use Rislone at oil change time or when you're down a quart.

Get the big, yellow, red and black QUART can of Rislone at discount stores, retail auto chains, and parts stores everywhere.



FREE: 32 page LUBE TIPS booklet. Information, ideas and discussion about problems, performance and lubrication. Send self-addressed, stamped envelope 4½ x 6½ or larger.

THE SHALER CO.

Waupun, WI 53963

In Canada: Warren Packaging Co., Ltd.
Scarborough, Ontario, M1R 4G2

PRUNING TOOLS



HEDGE SHEARS

(Continued from page 66)

Hand-held hedge shears often have serrated or wavy blades and/or a notch



The No. 512 hedge shears from True Friends (\$53.50 postpaid) have wavy-edge blades of surgical steel to give clean cuts. Ball bearings aid in producing an easy operation, and the handle fastener is adjustable to cut thicker items. In the photo, the shears are trimming a privet hedge. The tool is recommended to cut up to ¼-in.-dia. branches, and it comes with built-in shock absorbers. From True Friends Garden Tools Inc., Box 1278, Cumming, Ga. 30130.

position to keep twigs in place for cutting. Wavy blades are curved to maintain a proper cutting angle from tip to handle. Shock absorbers are comfortable for the user, and discourage the shears from binding when closed.



Wavy blades can be sharpened with a round, fine silicon-carbide stone. Stroke over the wavy edge trying to maintain the factory angle. If the blade is filed flat and thin with no bevel, it will chip or roll (bend). To sharpen, hold the blade in a vise and stroke from the blade point to the handle in one straight motion. Avoid sharpening the flat side or inside of the blades since they are hollow ground; file these only to remove burrs caused by sharpening.



POLE PRUNER

A pole or tree pruner is useful for trimming tall trees. Poles

usually extend 6 to 12 ft. The J-shaped hook holds a branch, which is then cut by a blade operated by a cable or pull rod. Saws attached to the cutting head can cut larger limbs than the hook and blade can handle.



The Allen pole pruner (\$59.50 postpaid) has a solid rod inside the pole. This delivers a positive lever action directly to the blade. In the photo, the pruner is cutting a dead limb from a Japanese maple. The cutting blade has a 1½-in.-dia. capacity and the 8-ft. pole is aluminum. The pruner is from Green River Tools, Box 1919, Brattleboro, Vt. 05301.



Use a 6-in., single-cut mill bastard file in the field to sharpen the blade while it's in the pruner. Rest the blade against a solid surface, and with a gloved hand grip the head of the pruner. Hold it so the rod exposes the blade. To remove the blade for periodical sharpening in the shop, simply unscrew the head and file with an 8-in. file. Replacement blades are available through Green River.

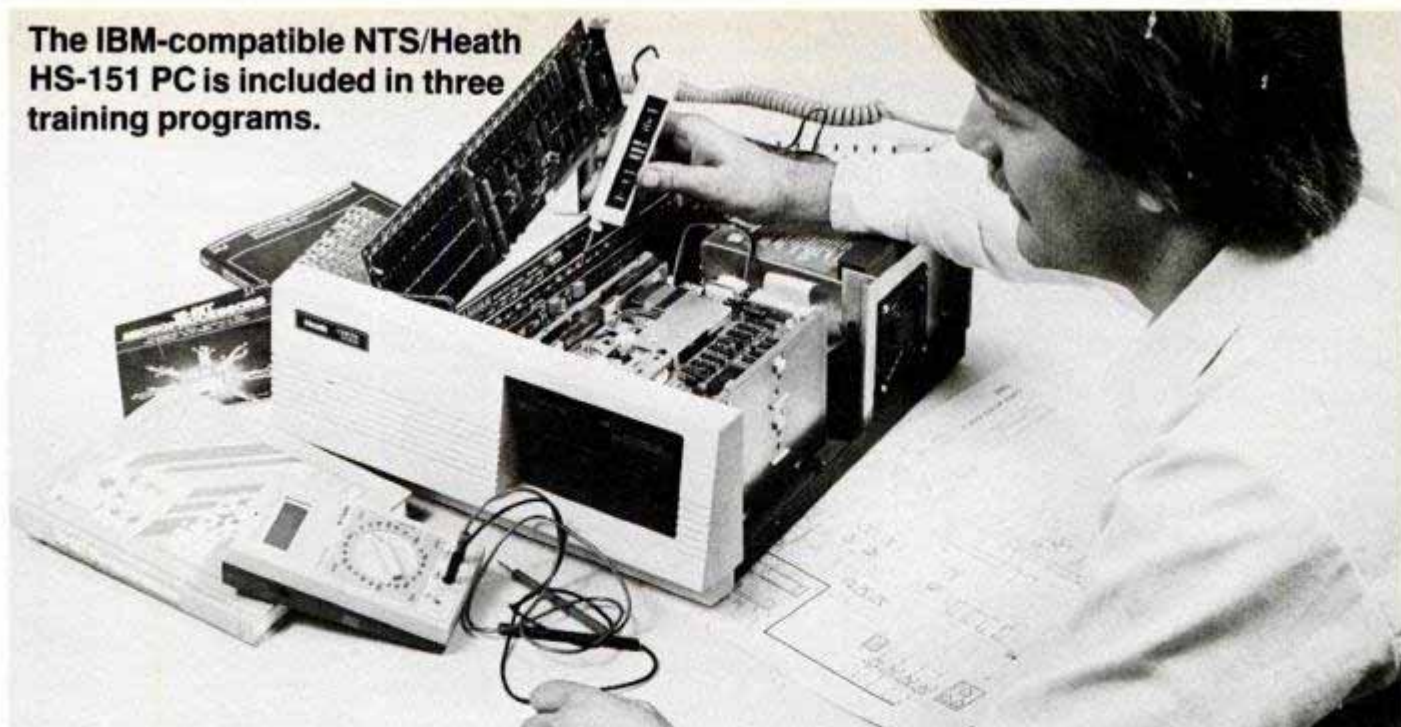
Technical consultant: Bruce Riggs, The New York Botanical Gardens
Photos: George Ancona

SOURCES

Vise: No. 70-995, 3-in. (\$20) by Black & Decker, Towson, Md. 21204
Sharpeners: Ceramic sticks are available at cutlery stores. Sharpening stones are available by mail from Woodcraft Supply Corp., Box 4000, Woburn, Mass. 01888; catalog is \$3.

POPULAR MECHANICS • MARCH 1985

The IBM-compatible NTS/Heath HS-151 PC is included in three training programs.



IF YOU WANT TO GET INTO PC SERVICING YOU HAVE TO GET INTO A MICROCOMPUTER

Learn PC Servicing By Building Your Own NTS/HEATH HS-151 Desk-Top Computer

NTS Intronix home training gets you right down into the heart of computer circuitry. Learn how microprocessors function, how they operate and are used to solve problems. Your program includes a wide variety of tests and projects you perform as you build your own PC, circuit board by circuit board unit by unit.

The NTS/HEATH 16-Bit HS-151

This remarkable desk-top PC is the most powerful and versatile ever offered in any home study course. Advanced features include:

- 128 KB RAM user memory, expandable to 640 KB. This power translates into high speed operation,

- Two video outputs provide connections for either a color or monochrome video display monitor.
- 16-Bit 8088 microprocessor runs most IBM and MS-DOS software.
- 4 open slots provide for expansion, will accept most peripheral boards designed for IBM PC.

Your NTS training course will teach you how to program on this powerful PC using lessons, texts and diagrams showing you how to make full use of its remarkable capabilities.



NTS Offers Many Additional Courses in Electronics, and other fields:

Robotics: Build the NTS/Heath Hero 1 Robot as you learn robotic programming.

Video Technology: Build the NTS/Heath System 3 advanced Color TV as you learn circuit diagnostics.

TV and Radio Servicing: A specialized course featuring training in both analog and digital test equipment. Learn servicing of monochrome and color TV receivers.

NTS also offers courses in Auto Mechanics, Air Conditioning/Solar Heating, Home Appliances.

If card is missing, write direct to the address below and specify the course in which you are interested. A FREE color catalog will be sent to you by return mail.

NTS NATIONAL TECHNICAL SCHOOLS

TECHNICAL TRADE TRAINING SINCE 1905
Resident and Home-Study Schools

4000 So. Figueroa St., Los Angeles, CA 90037

IBM is a Registered Trademark of International Business Machines Corp. MS is a Registered trademark of Microsoft Corp.

WORKSHOP MINICOURSE



Cutting dovetail joints by hand

The dovetail is a very strong, interlocking joint frequently used for drawer construction and other assemblies in high-quality furniture. Though it is often concealed, when fully exposed it exhibits an attractive pattern of alternating end grain segments that can lend an interesting design element to any piece.


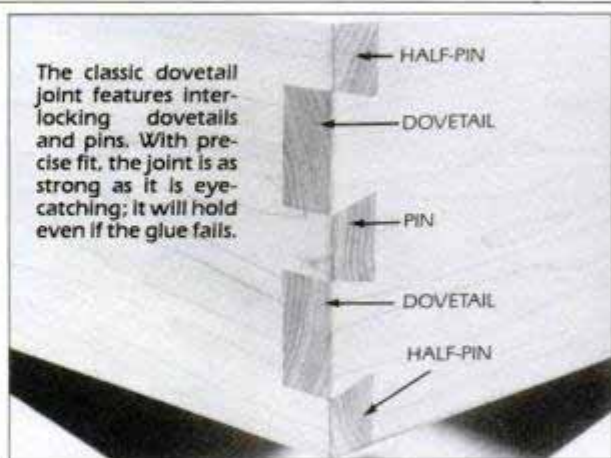
There are numerous ways to cut this joint with power tools. But hand cutting will help develop your hand-tool skills and at the same time provide the real sense of satisfaction associated with traditional building methods.

The angle of the dovetail relative to the stock edge should be about 80°. The photo at right shows how to set the T-bevel for this angle without the need of a protractor. The size and spacing of the tails and pins, however, are a matter of personal preference. Just make sure that the half-pins on the top and bottom of the joint are at least as wide as they are deep. Otherwise, you run the risk of them breaking off.


Begin by laying out and cutting the dovetail member first, then use this board as a pattern to layout the pins in the mating board.

Work with sharp, fine tooth saw blades to cut out the bulk of the waste. Then, finish each cut with super-sharp chisels to get the best results.


—Rosario Capotosto




To cut joint by hand, begin with precise layout. Use combination square to mark surfaces.




Establish dovetail angle (about 80°) without protractor by drawing 1-to-5 proportion on paper and setting T-bevel blade to line.




Clearly mark waste then make dovetail depth cuts first. Use fine-tooth dovetail saw and be sure to cut on waste side of line.



Make crosscuts between dovetails using coping saw. Make sure that blade follows line on both sides of board.



Trim edges of dovetails to layout line using sharp chisel. Then, use knife to clean out corners that chisel blade can't reach.



When tail cuts are complete, use board as template to establish position of mating pins. Mark pins with knife for precision.



Cut pins like tails were cut using dovetail and coping saws. Then, trim sides of pins square with chisel before cleaning crosscut.



Test-fit joint frequently to check progress. Mark any high spots with soft pencil, then carefully shave to fit using sharp chisel.

How Motorcraft FL-1A Filters outlast the competition from Fram, AC and Purolator.



It's a fact. Motorcraft FL-1A Oil Filters are materially better than the leading competition. They trap more dirt because they last longer.


In a comparison test using industry standards — SAE J806b — the FL-1A lasted on average almost twice as long. And with this longer life span, it trapped on average twice as much dirt as its leading competitors.

The FL-1A Oil Filter from Motorcraft. Quality parts for all makes of cars and trucks.

Get it together — buckle up.

Motorcraft
EXCEEDS THE NEED





Barry Goldwater: K7UGA



PM PHOTOS: GARY O'BRIEN

'At some point I'll say my name is Barry and I work in Washington.'

BY MARC STERN

Sen. Barry Goldwater makes an entry in the log book of one of his three radio units (above). His call letters are so well known that he gets a lot of traffic.

sitting in his office were built with his own hands. He still likes to assemble electronics kits and proudly relates how he has assembled a TV, clocks and stereos from scratch. For over a year he has been cataloging the 15,000-plus negatives that testify to his strong abilities as a photographer.

But radio is the thread that ties together all of Goldwater's other works. He maintains regular contact with a Soviet amateur radio operator. And, often, he talks to amateurs at home. His call letters—K7UGA—are well known to other hams.

"I generally don't talk politics, but I can't sit here and tell you it doesn't creep into the conversation," Goldwater says. "Generally, we'll talk along and at some point I'll say my name is Barry and I work in Washington.

"Then, they'll ask me what I do in Washington, and I usually say I work for the government."

In his fifth Senate term, Goldwater is looked upon as the inspired voice of conservatism and he works many nights past midnight. But he does stop now and then to talk with the world.

"Having a good ragchew," he smiles, "is important to me."

PM


The office is like the main trunk of a megalopolis telephone line. Messengers rush in and out carrying documents from all over Washington. Phones are ringing off the hook. The Senate session is drawing to a close and one of the legends of Washington is moving with the flow to help shepherd last-minute bills. Surrounded by model cars, model aircraft and many awards, Sen. Barry Goldwater (R-Ariz.) betrays none of the raw emotion buzzing all about him. In fact, he is about to take a few minutes to swivel around in his seat to the amateur radio rig that is sitting behind his desk.

"I can understand why some people call this (ham radio operations) a hobby," Goldwater says, "but I call it a

service." Barry Goldwater's history as an amateur radio operator goes back 63 of his 76 years. Most of the time he has provided services to people who are in desperate need.

During the Vietnam war, for instance, Goldwater set up a Military Affiliate Radio Service (MARS) at his Arizona home. Working with 34 volunteers he managed to "patch through" more than 300,000 phone calls from American families to their loved ones in the combat zone.

Goldwater may thus seem like a simple radio devotee. He has built rigs himself and has one in his office, and others in his Washington apartment and Arizona home. But his pastimes reach much further. The model cars



MEET THE ONLY SERGEANT YOU'LL EVER GIVE ORDERS TO.

Our Recruiting Sergeants know that before they can get you into the Army, they have to make sure you'll get what you want out of the Army.

That's why when you ask for training in a certain skill, or to live in Europe or Hawaii, our Recruiters do everything they can to make sure you get what you want—if

you qualify and if it's available. And they'll guarantee it in writing.

Find out what the Army has to offer you. Call us now, toll free at 1-800-USA-ARMY. Or see your local Army Recruiter today. He'll show you opportunities the Army offers, and do his best to help you get what you want.

ARMY. BE ALL YOU CAN BE.

Build This Graceful Wheelbarrow

Here's a wood workhorse designed to tote almost anything around your yard.

BY TOM CRABB

This simple-to-build and inexpensive wheelbarrow has one great advantage over the standard tub design: Its sides are removable. This allows you to safely carry such things as firewood logs that often span the sides of conventional wheelbarrows. And, it makes transporting heavy objects easier because they don't have to be lifted as high to reach the bed.

Begin by cutting the handles and lower supports to length. Then cut 8° wedges, 14 in. long, to form the 16° angle where both pieces meet at the front. Save the wedge-shaped scrap for later. Cut the pieces to the shapes shown in the drawing pattern grid. Then, clamp these pieces together and bore the lagscrew pilot holes through both at the same time. Install the bolts, then bore holes for the wheel axle or bearings using a drill press or a drill guide to get the exact 95° angle.

Lay out the legs and upright arms, and cut and fit their half-lap joints.



Removable sides allow easy loading. To unload soil or cut grass, remove one side and tilt the wheelbarrow.

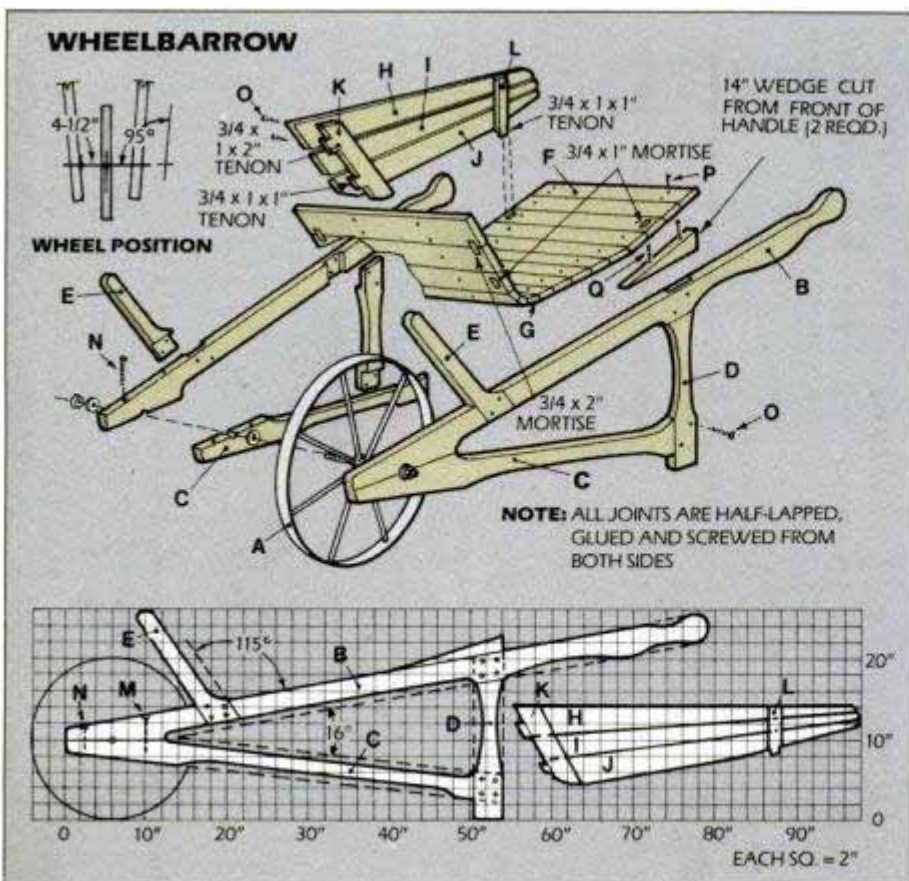
Next, glue and screw the wedges, left from before, to top edges of the handles. Countersink the screwheads. Mount the wheel, taking care to position the side assemblies equidistant from the center of the wheel.

Secure the front and the rear 1×4 bed slats. They should be centered and screwed into the handle and upright

arm with four countersunk screws each. The remaining slats need only two screws each. Work from the ends toward the curve. At the curve, rip and bevel 1×4 stock to fit the space.

To build the sides, begin with the front side post pieces. Hold each piece against the outside edge of the bed slats so it overlaps at least 1 in. to allow for tenons. Draw the contour of the slats on the 1×4, then mark the positions of the tenons as shown. Cut the board. Cut the rear side posts in a similar way, then transfer the tenon positions to the bed slats to establish the mortises. Cut mortises with a jig saw, slightly oversized, so the side will slide in freely.

Mark and cut the sides to fit the bed contour, leaving ¼ in. between slats, and screw and glue them to the posts. After filling or plugging all screw holes, sand the entire wheelbarrow and apply several coats of spar varnish. **FM**



MATERIALS LIST—WHEELBARROW

Key	No.	Size and description (use)
A	1	20"-dia. steel wheel
B	2	1½ × 3½ × 80" yellow pine (handle)
C	2	1½ × 3½ × 54" yellow pine (lower support)
D	2	1½ × 3½ × 21" yellow pine (legs)
E	2	1½ × 3½ × 18" yellow pine (upright arm)
F	12	¾ × 3½ × 24" yellow pine (bed slat)
G	3	¾ × 1¾ × 24" yellow pine (bed slat)
H	2	¾ × 4½ × 43" yellow pine (side)
I	2	¾ × 4½ × 41" yellow pine (side)
J	2	¾ × 4½ × 39" yellow pine (side)
K	2	¾ × 3½ × 13" yellow pine (front side post)
L	2	¾ × 1¾ × 6" yellow pine (rear side post)
M	2	¾ × 6" lag screw
N	2	¾ × 3" lag screw
O	4	1" No. 8 fh screw
P	34	1¼" No. 8 fh screw
Q	4	2" No. 8 fh screw

For people who love to play in the mud.

Sure, cars are great. But when adventure calls, passenger cars just don't get it. Enter the 4x4 GMC S-15 Club Coupe Pickup.

The Club Coupe's Insta-Trac system lets you shift back and forth between two- and four-wheel-drive high at any speed. Delco-Bilstein gas-charged shocks in an optional off-road package provide impressive stability and smooth going, on or off the pavement. And a properly equipped S-15 Club Coupe with optional 2.8-liter V-6 can tow two tons, including trailer and cargo.

The Club Coupe's extended cab is a real bonus, too. It gives you lots of extra room inside. Cargo space behind the standard three-passenger bench seat measures a whopping 18.4

cubic feet. You can also order optional front bucket seats and fold-down rear jump seats, and boost the seating capacity to four.

This year, discover a brand-new way to express your automotive enthusiasm. Look in the Yellow Pages, find your nearest GMC dealer, then buckle yourself into . . . of all things . . . a truck. A GMC truck called the S-15 Club Coupe Pickup. For a truck that loves to play in the mud, it cleans up very nicely.


For a free copy of GMC's 28-page "How To Live Comfortably With A Truck," please write to: GMC Truck Merchandising Headquarters, Drawer 30093, Department 42 A, Lansing, MI 48909.



GMC

A truck you can live with.

4x4 GMC S-15 Club Coupe Pickup



MEER

A world of flavor



Warning: The Surgeon General Has Determined
That Cigarette Smoking Is Dangerous to Your Health.

8 mg "tar," 0.6 mg nicotine av. per cigarette, by FTC method.

© 1998 Meer Inc. All rights reserved. Meer is a registered trademark of Meer Inc.

III

in a low tar.



IGNITION SYSTEMS

A CENTURY OF PROGRESS

100
YEARS

The internal combustion trigger has progressed from hot metal tubes to computer-controlled electronics.

BY MORT SCHULTZ
Illustrations by Pat Ruggero

Hot-tube ignition on Daimler engines of the 1880s used an external burner to heat a closed metal tube red hot. The tube was kept incandescent and ignited the fuel mixture in much the same way as a glow plug in a two-stroke model airplane engine. Raw gas was burned in the tray under the burner for starting.



DAIMLER HOT-TUBE IGNITION

All-electronic ignition on the Buick V6 has no mechanical distributor. The engine-control computer receives signals from sensors on the crankshaft, then sends firing commands to one of three coils in the module. Each coil fires two sparkplugs at once.

COMPUTER-CONTROLLED COIL MODULE

GM ALL-ELECTRONIC IGNITION




Early one September morning in 1908, Ernest Sweet, chief engineer for the Cadillac Motor Car Co., stepped off a train in Dayton, Ohio. He was met by an engineer who worked for National Cash Register.

In the five years he had spent at NCR, the younger man—he was 32—had invented an electrically operated cash register that did away with hand cranking. He had also developed OK Charge Phone, the nation's first "automated" credit checking system. This magnetic device, placed in a cash register, allowed a sales person to press register keys and transmit information about a charge customer's purchase to a central office. Approval or disapproval was then telephoned back to the counter. The young man's contemporaries thought him a genius.

However, Sweet was not in Dayton to discuss cash registers. At the urging of his boss, Henry M. Leland, he was there

(Please turn to page 82)

The Dillydally Deal.



It's a dilly of a deal. Move up to a Lennox Pulse gas furnace and dally 90 days before paying.

Forget about a down payment. Or *any* payment for 90 days.* There aren't any. Simply a more efficient gas furnace than you've ever owned before. Even though you haven't paid for it.

Choose the super-efficient Pulse™ the furnace that led the way in heating technology. Or pick one of our energy-saving Conservator models. Then sit back. Relax. For a full 90 days.

And while you're lolling around doing nothing about paying us, wallow in the warmth you're getting from natural gas. Wallow also in the money you're saving each month by trading up to a more efficient furnace.

But don't delay. See your Lennox dealer today. As dilly as it is, you can't dally with our deal forever.

P.S. The Dillydally Deal also includes a guarantee from participating dealers that you won't be without heat during your trade-up or we'll put you up in a motel.

LENNOX AMERICAN GAS ASSOCIATION
HEATING • AIR CONDITIONING

*Delayed payment available through participating dealers. Offer ends April 30, 1985.



No other fuel combines cleanliness, efficiency, and economy like natural gas.

Gas. America's best energy value.

© 1985 American Gas Association

tion system performed flawlessly. As a result of this test, Leland met the NCR engineer several weeks later at Cadillac headquarters in Detroit to personally hand him a contract calling for 8,000 of his battery ignition units—enough for every Cadillac that would be produced in 1910. The young engineer was Charles Franklin Kettering. In the years ahead, his influence on General Motors would rival even that of Leland.

What had Kettering done that allowed a battery ignition to perform reliably? To start with, he combined the standard four induction coils (one for each sparkplug) into one by placing them in a heat-resistant, solidly anchored, armored-steel box and connecting them in series. This did away with the nagging problem of rapid coil failure caused by vibration and heat, and also allowed conservation of power. Battery life was therefore extended.

Kettering also eliminated the individual vibrators (also called "tremblers")—one for each coil—that made and broke the circuit. He replaced them with a single master set of contact points connected to a condenser. The condenser drew excess current away from the points, contributing to their longevity.

Tremblers (steel springs) were susceptible to loosening by vibration. This required motorists to make frequent adjustments. The devices also quickly burned themselves to death as a result of electrical arcing. Kettering's invention produced a much hotter spark than ever before, using less battery current, which extended component life.

The contract Leland handed Kettering enabled him to quit NCR and begin

his own business, which he called Dayton Engineering Laboratories Co.—Delco for short. More important, the contract put Kettering's mind solely on perfecting what was to be the standard auto ignition system—one that's still with us today—and on development of the self-starter.

Yet, when the 1910 Cadillac Model 30 hit the showrooms, customers found that it possessed two independent ignition systems—the much-heralded Delco and the standard magneto, installed just in case.

Although it was only another two years before dry cells were replaced by storage batteries, it was quite a while longer before storage batteries attained any degree of reliability.

As late as 1935, some manufacturers were still placing magnetos into cars. But, for all intents and purposes, the end of the magneto came with the end of the Model T Ford in 1927. Ford refused to trust battery ignition for the Model T, even after the development of more reliable storage batteries. So, every Model T came with a self-starter and battery for "modern starting," and a hand crank that sprung the magneto to life if the self-starter or battery failed.

Four basic systems

There have been only four basic auto ignition systems during the last 100 years—hot tube, magneto, battery and computerized—plus a number of odd-ball variations. As late as 1924, systems using lighter flints and moving files (sometimes attached to the piston) were being tried. Engines in which sliding valves exposed the fuel mixture to a pilot light had proved dangerous, and the hot tube finicky.

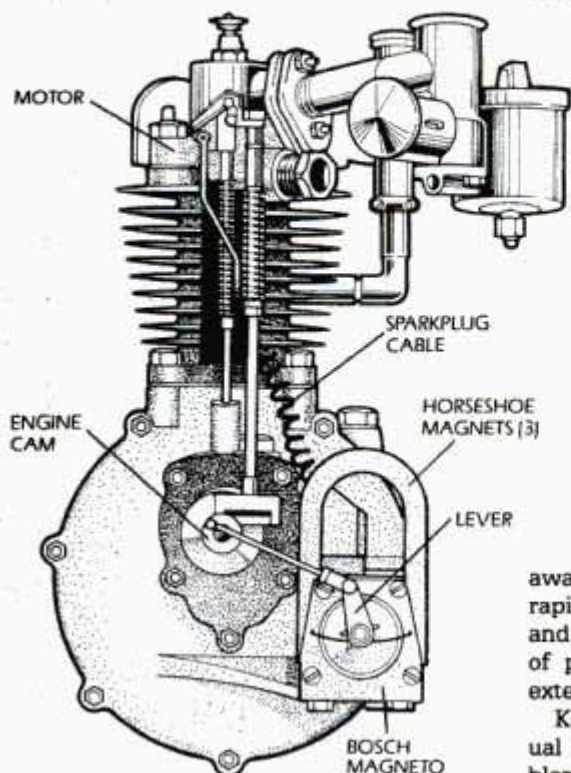
The hot tube was just that—a closed metal tube that projected from the cylinder and was heated red hot by a sort of Bunsen burner. Because it was always hot, ignition took place as the compression rose—there was no "timing" as such.

The advantage of a spark ignition is that, not only can you time it, but the flame doesn't blow out when you drive fast. The earliest sparks were produced by a tiny generator that employed permanent magnets and was therefore called a magneto.

Although several inventors are credited with developing magneto ignition, Siegfried Marcus was issued a patent in 1883 for a "magneto-electric ignition system." It proved to be the basis for an automotive ignition system that lasted until battery ignition took over.

Marcus's system used two contact points installed inside the cylinder: one was stationary, the other, movable. The stationary point was connected to the magneto, or generator. The movable

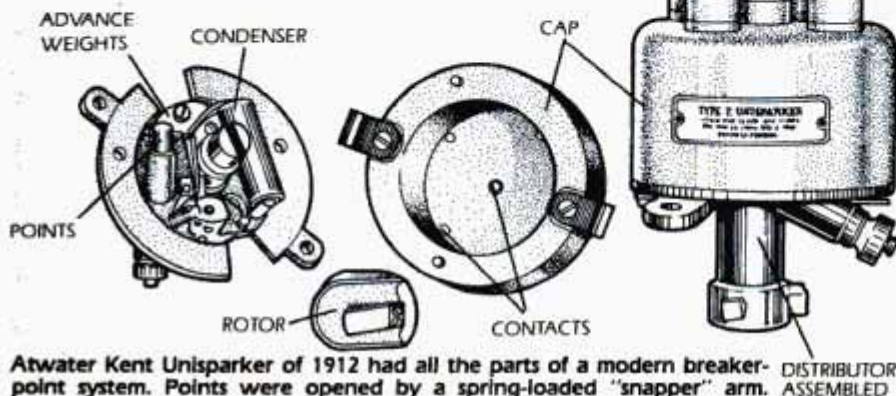
(Please turn to page 84)



Early Bosch magneto used three horseshoe magnets and an armature moved by a cam and lever to generate spark current.

to test-drive a Cadillac Roadster owned by the NCR engineer. Leland had received a letter from the Dayton resident describing a "flawless" battery ignition system for motor vehicles. Magneto ignition was the standard in those days because battery ignition just didn't work. Sparkplugs fouled, vibrators failed and batteries often gave out after 500 miles. Brief encounters with battery ignition by other carmakers—Duryea in 1893, for example—caused them to return to the reliable magneto.

For the next eight hours, Sweet drove the Cadillac over the hills surrounding Dayton, putting the Roadster through every rigorous test he knew. As the young engineer had promised, the igni-



Atwater Kent Unisparker of 1912 had all the parts of a modern breaker-point system. Points were opened by a spring-loaded "snapper" arm.

MONROE[®] GAS-MATIC[®]

THE SHOCK THAT SHOULD'VE BEEN ON YOUR CAR IN THE FIRST PLACE.

Now there's a replacement shock that's so superior, so advanced, you'll wonder why it didn't come on your car in the first place. Monroe Gas-Matic. The most advanced shock we've ever made.

ADVANCED DESIGN.

Gas-Matic features a nitrogen gas charge (1), and a Teflon/steel priming valve (2), that drastically reduce aeration for less shock fade. This advanced technology allowed us to open up the valves (3) for reduced ride harshness.



The results are dramatic.

In comparison testing to conventional shocks, Gas-Matic handles better. Rides better. And gives you greater control without sacrificing comfort.

The conventional shocks didn't even come close.

Consider this: Gas-Matic improves handling by reducing body roll as much as 14%. It reduces shock fade up to 43%. And reduces ride roughness and vibration up to 63%.

SO SUPERIOR, GAS-MATIC IS PREFERRED 3 TO 1 ON ALL ROAD SURFACES.

We built Gas-Matic to be the best. On every type of road surface. In a recent consumer ride test that

included potholes, washboard bumps, railroad tracks, curves and a slalom course, Gas-Matic was preferred 3 to 1 over conventional shocks.

Gas-Matic technology has been proven on the race course, too. In fact, Rick Mears won the 1984 Indy 500 riding on Monroe gas shocks.




GUARANTEED TO GIVE YOU THE BEST RIDE EVER.

"If in 60 days you don't agree Gas-Matic shocks or struts give you the best ride ever, we'll replace them—at no charge—with any comparably priced shocks or struts."*

So if you want a better riding, better handling car, get the shock that should've been on it in the first place.

Get a set of Monroe Gas-Matic shocks or struts.

*See retailer for details.

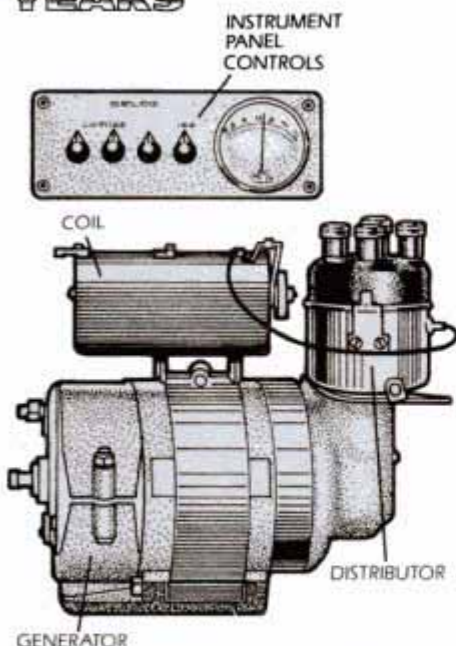
Monroe Auto Equipment 
Division of Tenneco Automotive



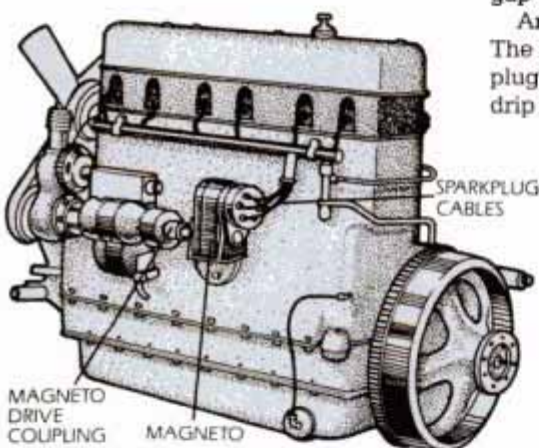
GAS-MATIC[®]

THE MOST ADVANCED SHOCKS AND STRUTS
MONROE HAS EVER MADE.

(Continued from page 82)



Delco magneto of the 1920s has its coil, generator and distributor in a single unit.



Bosch high-tension magneto on the 1918 Marmon straight six, like many others, was driven off the external water pump.

point was mounted on a small plate. As the plate moved, it brought the two points into contact. At this moment, an external pushrod operated by the camshaft interfered to break the circuit and produce a spark.

The Marcus low-voltage make-and-break ignition system served well as long as motor cars were driven at low speeds by single-cylinder engines. But, as multicylinder engines became popular and roads improved, the need for an ignition system that could deliver a steady stream of sparks became apparent. The result was a jump-spark system that used induction coils, tremblers and sparkplugs.

Some of those plugs were ingeniously designed to compensate for fouling, which was frequent. They carried over to battery ignition systems.

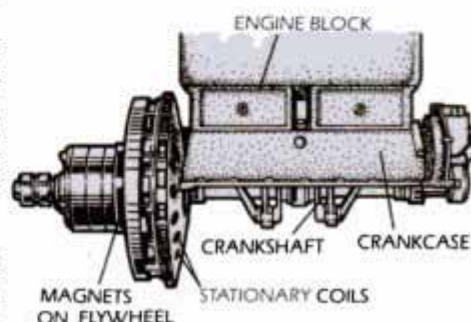
One popular type had an insulated knob at the top that was connected to a small metal rod. It allowed the motorist to adjust a secondary gap, which could be viewed through a window in the plug's top section. Fiddling with this gap was said to blast away deposits.

Another type was a priming plug. The driver opened a small valve on the plug that allowed gas in a reservoir to drip through the plug itself and into the cylinder. There was, however, a problem: If the motorist didn't close the priming valves tightly before starting, the engine either flooded or, if ignition did take place, was transformed into a flame thrower.

Then there was a plug with electrodes at both ends. If the motorist experienced plug failure, he simply unscrewed a terminal cap, turned the plug end for end, reattached the terminal cap to the fouled end, and he had a fresh plug ready to go.

There have been many other ignition developments over the years—spark advance components, for example. The first manual spark advance system was brought out by Packard in 1901. For years after, drivers controlled spark advance by a lever on the steering wheel hub. Studebaker pioneered the vacuum advance in 1930, and Chrysler installed the first combination vacuum and centrifugal advance unit in 1931. During the 1980s, on-board computers took over the job of spark advance. A computer can generate three-dimensional timing "maps," as opposed to the old, two-dimensional curves.

In 1961, the Delco Division of General Motors announced an ignition system that eliminated contact points and condensers by using electronic circuitry. At



Model T magneto built into the flywheel worked as soon as the crankshaft turned.

the time, Herman Hartzell, Delco's chief engineer, said the new breakerless system was being studied with an eye toward installing it on trucks, tractors and heavy-duty stationary engines. Chrysler made a similar system standard equipment in 1972, and "pointless" ignition became universal.

Two years ago, a new computerized system reared its head—probably the most revolutionary development in ignition since 1908. Introduced by Buick on its 3-liter V6 engines, it eliminates the mechanical distributor entirely. Sensors on the engine detect crankshaft angle and, therefore, piston position. This information is fed to the engine-control computer which, at the right moment, triggers one of three coils in a black box. Each coil fires two sparkplugs simultaneously, one near the end of a piston's compression stroke, igniting the air-fuel mixture, and the other near the end of the opposing piston's exhaust stroke, where it fires harmlessly. Each pair of plugs fires once for every crankshaft revolution.

Variations of GM's ignition are likely to show up on all gasoline engines of the future, replacing distributors just as the Delco breaker point system took over from the magneto. **PM**



Antifoul plugs (left to right): Fan Flame model with rotating electrode; terminal/cap and double plug could be reversed when fouled; priming plug lets you pour gas into cylinders for starting; adjustable gap blasted deposits; removable core allowed quick cleaning.

PM thanks the research library of the Motor Vehicle Manufacturers Assn. (MVMA) for its help in preparing this series of articles.

Caprice Classic

Feel good inside.

With all the luxury in a Caprice Classic, you can't help feeling good.

Over the years, full-size Chevrolets like Caprice Classic have been moving more families than any other car of their kind.

And this year, you can depend on Caprice to move you with the ride it's known for. With a new 4.3 Liter electronically fuel-injected V6, in sedan and coupe, and a refined suspension system.

Come drive our newest Caprice Classic. Feel the riding pleasure. Look at its full-size value.



Let's get it together... buckle up.



TODAY'S CHEVROLET

Материал, защищенный авторским правом

Get your weekend off the ground.



There aren't many things that will turn two days into a holiday faster than a boat. On the water there's just the wind, the waves, and miles of open spaces to explore and enjoy. If that sounds good to you, see a man about a boat.

IT WON'T TORPEDO YOUR BUDGET.

Low monthly payments can be made to fit most any budget. And today's boats have a longer life and require less upkeep than ever before. For the name of the C'mon Aboard dealer nearest you, write: C'mon Aboard, P.O. Box 3900, Peoria, Ill. 61614.

BOATING: C'MON ABOARD. 
NATIONAL MARINE MANUFACTURERS ASSOCIATION



HOT NEW GEAR FOR FIREFIGHTERS

It takes more than courage to fight a fire in the 1980s. It takes a full array of high-tech equipment.

BY DENNIS ESKOW
Science Editor

Photos by Brian Wolff

The lead truck for New York City's Hazardous Materials team (right) carries a specialized crew and a wide range of suits, equipment and books (above).



An acrid cloud of smoke wafts down the hospital corridor as squads of nurses and orderlies wheel patients to an emergency elevator. There is little panic, but the tension is even thicker than the building smoke. A shorted electrical wire has started a fire in the hospital's X-ray clinic.

Already firemen are climbing the stairs, connecting hoses to standpipes or bringing along hand-held chemical fire extinguishers. Everything about the fire is well within the firefighters' control, but as they enter the fire scene, a

doctor calls out: "That's radioactive! Hazmat's on the way up."

Hazmat is the buzz word of firefighting in the 1980s. It stands for Hazardous Materials. In New York, where the hospital fire was put out within 20 minutes—and in Los Angeles, London and Tokyo—Hazmat squads have become the SWAT team of fire.

"The hospital fire was an all-hands alarm—three engine companies and two ladder companies responded—and they had the situation fully under control," New York Fire Lt. John Calderone

recalls. "But it takes special training to handle radioactive material. So they called us in, too."

The New York Hazmat team was created out of the chaos that plagues all traditional fire departments. It happened on a muggy August day in 1980. "A propane truck was crossing the George Washington Bridge from New Jersey at about 10 a.m.," says Calderone. "Rush hour was over, so when the truck sprung a leak, there wasn't much of a panic." But within an hour, the busiest bridge in the United States had



to be shut down. Port Authority police and fire officials, who patrol the bridge, contacted a plumbing supply house and a truck was dispatched. The hole was stopped up with a makeshift tank plug. But now authorities had to contend with liquid propane that had spilled all over the road.

"No one knew exactly how to clean it up, or exactly who to call," Calderone notes. "The New York Fire Department was called in and so were a couple of other agencies. It took all the experts until after 6 that night to clean up the propane. The cleanup went smoothly, but there was a traffic jam on the New Jersey Turnpike all the way to Philadelphia. We're trying to get it into the *Guinness Book of Records* as the world's longest traffic jam."

By September 1980, the New York Hazmat team was formed on paper. And four years later, after extensive research and training, the first Hazmat team went on duty. It took four years to put all the pieces together because of the complexity of working with hazardous material. The equipment is specialized and the knowledge required to do the job right is extensive. Even today, when the Hazmat team responds to a call, it moves slowly—just the opposite of traditional fire companies. There are too many chances for mistakes.

The classic mistake was made in England in 1982. A suburban fire department was called to a blaze at a laboratory outside London. The firefighters had the flames out in 45 minutes and damage to the building was slight. Two firemen were overcome by smoke and were rushed to a hospital.

When the stricken firemen arrived at



Los Angeles Hazmat team (top of page) turns out in full gear. A Long Island firefighter looks through smoke with a thermal imaging camera (top center). At a chemical fire scene, a firefighter is washed down. Water carries contaminants to a tiny inflatable pool. The 140-foot tower ladder (right) is for skyscraper fires.





the hospital, emergency room physicians questioned them about the nature of the fire. They had worked in a classified area loaded with highly radioactive chemicals. When doctors took Geiger counter readings of the two firemen, they promptly shut down the emergency room and cordoned off the roadways leading from the fire scene to the hospital. Over the next 24 hours, a British Army team scrubbed down the emergency room and hospital corridors and dropped a gritty tar-like substance along the roadways to mop up any residual radioactive material. The suits worn by the firemen were burned and the two men remained hospitalized under observation for two days before being released.

Scenarios like that have prompted New York and Los Angeles to arm their Hazmat team with a rolling library of chemistry books, an amazing array of firefighting suits and a range of tools and equipment that staggers the imagination. The New York unit carries a computer on its lead truck, and the Los Angeles squad has one on order.

"The toughest assignment we face is identifying chemicals when we get to a scene," says Capt. Mike Conti of the Los Angeles Fire Department's Hazmat unit. "We carry a number of analyzers that help us figure out what chemical is involved. So many times, it's a mystery

(Please turn to page 134)

Firefighters (top of page) try new positive pressure suits at Los Angeles Fire Academy. The L.A. scuba diving team (center) uses a Styrofoam floating dock connected to a fireboat to battle a wharf blaze. And an L.A. Hazmat team member shuts a leaking valve on a tanker car using a new Hurst spreader tool.



THUNDER

Formula for water-borne rolling thunder: Take one megapower V8 outboard engine, drop it into an aerodynamic, hydrodynamic tunnel hull, add one driver with excessive guts, and mix well. That's Formula One boat racing, 1985.

BY CLIFF GROMER

At 112 mph, Barry Woods chops power slightly and cranks the small black steering wheel hard left. Then, mashing down the accelerator, he slingshots a tight U-turn around a buoy in an explosion of water.

I am seated behind Woods, almost on top of him, in the cramped cockpit of a special two-seat version of a Formula One outboard race boat. I try to sit upright but the g-forces in the turn (some 3g's at 90 mph) want to flop my helmeted head onto my shoulder, or maybe pluck it from my body and pitch it into the water. All this just to write a magazine article?

Behind me is a monster V8 outboard ready to unleash more than 400 hp anytime Woods wants it. Asking for power at the wrong time can plunge the craft into an extravaganza of destruc-




Helping pump out over 400 hp from just 214 cu. in. are eight two-barrel carburetors. Fiberglass cowlings are aerodynamic in design and make for colorful watching. At right, pre-race activity can be just as interesting as the race.





BOATS

Over 400 hp can push these boats to speeds up to 150 mph.



Front-mounted cockpit in the tunnel boats is not for the claustrophobic. Steering and accelerator have automotive-type controls. At \$40,000 apiece for a ready-to-run boat, most Formula One teams need corporate sponsors.

tion instead of pushing it to the checkered flag.

Woods is one of more than 30 top U.S. and European drivers competing in Formula One for a total purse of more than \$300,000 distributed over a six-race series. Each event consists of a number of 20 to 50 lap heats with up to 25 boats on a tight 1.4-mile course. The only major limitation in Formula One—the fastest category of outboard boat racing—is that the motors must have a displacement of more than 2 liters.

Several Formula One engines are available in V6 configuration, but really serious drivers bank on an awesome 3.5-liter (214-cu.-in.) V8 manufactured by Outboard Marine Corp. under the Johnson and Evinrude brands. The heart of this mega-mill is an aluminum block, loop charged, two-stroke with two banks of four cylinders set at 90°. Each cylinder gulps gas (94 octane) through its own two-barrel carburetor. Each carb has its own reed block, each with 12 reeds. At full song, these engines shriek along at 10,000 rpm, and last only seven hours under racing conditions before they have to be replaced—at \$22,000 a copy! By comparison, Evinrude's newly released top horsepower consumer V8 outboard, the 3.6XP, cranks out an estimated 300+ with a long-life 5,500-rpm redline.

The loop-charge design on both racing and consumer V8s makes the incoming fuel drive out exhaust gases

(Please turn to page 126)

'85
IMPORTS

The Sports Sedans



As part of PM's annual look at all the cars from abroad, we singled out the fun-to-drive, family-size cars for a head-to-head test.

Sports sedans were invented in Europe. They're well-made, five-passenger cars that are modest in size, appearance and appetite for fuel, yet can outperform all but the fastest two-seater sports cars. The market for these \$15,000 to \$25,000 cars has burgeoned from 50,000 cars per year a decade ago to 500,000 today.



BMW's 22 mpg was best fuel economy measured on a variety of roads from divided highways to country lanes. We subjectively evaluated each car in 22 areas during back-to-back drives.

We took eight of these desirable cars to Raceway Park in Englishtown, N.J., and ran them through our standard sequence of performance tests. Four drivers also took each car over identical test loops that included divided highway, rolling country two-lane, stop-and-go traffic and neighborhood suburban streets. After the loops, each driver rated each car in 22 different categories. Our final ranking of the cars represents a consensus of all four testers.

Usually when we do this type of comparison test, there are one or two cars that are spectacularly better than the rest, a few that are okay, and a couple destined to be the Edsels of our era. Not so this time. Both at the track and in our subjective evaluations, this group of cars was so close—and the average so high—that it was difficult to choose among them. But we did come up with a ranking.

XR4Ti Merkur

The unanimous winner of our test is a car you've probably never heard of unless you're an avid auto buff. The Merkur is actually a German Ford Sierra XR4Ti, modified for the American market. The Sierra



Ready for a road test, front row, left to right, are Nissan Maxima, Mercedes-Benz 190E 2.3, Saab Turbo, Merkur XR4Ti. Rear: Audi 5000S Turbo, Volvo 740 Turbo, Peugeot 505 Turbo, BMW 325e.

is Ford of Europe's intermediate, sized between the Escort and the Granada. In Germany, it competes with small BMW and Mercedes models.

The XR4Ti is the top-line sporty model, as you might suspect from its biplane rear spoiler and add-ons. In Germany it comes with a 150-hp, 2.8-liter V6 and will top 130 mph. For the American market, Ford takes the basic Sierra off the Ghent, Belgium, assembly line and then the Karmann works in Germany makes over 700 minor changes and installs the same 175-hp Brazilian-built 2.3-liter, turbocharged Four that's in the Turbo Thunderbird.

Our testers were totally smitten by the Merkur's looks, calling it a real head-turner, and bold and daring. Beneath the sleek exterior hides a hatchback interior that's unbelievably spacious. It could swallow our photographer's 10-foot ladder, or five adults. The trunk is cavernous, and well shaped. The Merkur is a premier example of superb styling and clever space utilization on a conventional front-engine, rear-drive chassis. List price for this classy package is a comparative bargain at \$16,500.

German designers are famous for attention to

ergonomics, and the Merkur has to be a world leader in that regard, all with typical German quality.

The infinitely adjustable bucket seats came in for special praise—a truly snug harbor, lots of lumbar and side support, sumptuous leather, like a well-made German executive office chair. The Merkur did not win all our track tests, but was fastest in the quarter-



Merkur XR4Ti did best in the braking and acceleration tests and was the overwhelming favorite on the road. Spectacular styling and performance made this hot rod the clear winner.

'85 IMPORTS

mile, best in braking and more than competitive in the slalom and skidpad tests. All together, it's the best performance machine in the group—easy to drive fast.

According to Ford's engineers, the turbocharged, fuel-injected, computer-controlled Turbo 2.3 actually outperforms the European V6 right up to 130 mph. New this year is a water-cooled bearing for the turbocharger, which should make this engine even more reliable. It's not an engine you'd want to service yourself, but it is less exotic than the engine in something like a Mercedes or BMW.

Our testers simply had no complaints about the Merkur XR4Ti.

Nissan Maxima

There were only two all-new cars in our import test group, the Merkur and the Maxima SE, which finished second. This should tell you something about the pace of development in the sport sedan ranks. Sit on your laurels for more than a year, and you're apt to be sitting out the game.

The Merkur and Maxima couldn't be more different in design and execution. The only characteristics that the two cars share are superior performance, quality and value. At \$13,694, the Maxima SE is \$5,000 to \$11,000 less than the cars it beat, and \$5,000 less than the Merkur.

When it came time to engineer a new Maxima, most people would simply have based it on the 300ZX sports car, just as the previous Maxima was a four-door 240Z. But that's too easy for Nissan. They engineered a whole new front-wheel-drive chassis to accept the 3.0-liter V6 from the 300ZX. The new

rule in Japan seems to be that sports cars are rear-drive and sedans must be front-wheel-drive.

To be honest, we couldn't tell the difference. The Maxima goes, stops and handles with rare aplomb. It was right near the top in every performance test, easy to drive and perfectly comfortable at speed.

The big V6 has that lazy, high-g geared feel that used to be the exclusive province of American V8s.

Unlike the traditional luxury sedan,



All-new Nissan Maxima ranked second on the road and near the top of our track tests.

the soft and cushy Maxima has plenty of power to pick up its skirts and fly when you mash the throttle. All you have to do is set the electronically adjustable suspension on FIRM, and the Maxima will outslalom and outrake an Audi, Mercedes or Saab.

The Maxima is not perfect. There's too much nose dive under braking, the shifter is imprecise, the suspension—even when you set it on FIRM—is too soft and the handling on Yokohama tires feels sloppy. But the engine is super, the ergonomics are excellent and the quality is impeccable. This car has the right stuff, it just needs to be sorted out a bit better.

Prepared by the PM Auto Dept.

Text by Rich Taylor

Photos by Peter Tenzer

BMW 325e

The 318i and its more expensive sibling, the 325e, are little sedans with steep pricetags, giving excellent performance and unrivaled snob appeal.

Happily, the new 325e is also a pretty good car. Actually it's a 318i, but with a 2.7-liter six-cylinder engine in place of the 1.8-liter Four.

BMW has two engine families. The "i" engines are high-revving performance powerplants; the "e" engines are low-revving fuel economy specials. Redline on the 325e is 4,700 rpm. At 60 mph in FIFTH, it's barely ticking over at 1,900 rpm.

This has some undeniable benefits. Even with the next largest engine after the Maxima's 3.0-liter V6, the 325e returned the best gas mileage of this group, nearly 12 percent better than the Maxima and the Mercedes, which tied for second. The little BMW is also remarkably quiet and smooth because its slick Six is so understressed.

Put your foot down, however, and it's hard to deny the effectiveness of 2.7 liters in a 2,700-pound car. The 325e was second on the dragstrip behind the Merkur XR4Ti.

The 325e felt better when driven hard than any other car in this group. It won the skidpad testing, was second behind the surprising Volvo on the slalom and stopped with reassuring suddenness. On the other hand, the rounded three-box styling is overly conservative, and the interior is a tight fit. BMW just introduced a four-door version of the 325e (too late for our test), which should compete head-to-head with the Mercedes 190E 2.3.

Volvo 740 Turbo

The 740 Turbo is the low-priced version of the \$24,000 760 Turbo. In order to bring the price down, Volvo specified black-painted trim in place of

(Please turn to page 144)

IMPORTED SPORTS SEDANS—PM's ROAD TEST RESULTS

CAR	GAS MILEAGE (EPA city/PM test)	¼-MILE (sec. @ mph)	SLALOM ¹ (mph)	SKIDPAD ² (cw/ccw)	BRAKING (ft.) (60-0 mph)	TRUNK CAP ³ INDEX	INTERIOR ⁴ SPACE INDEX	ROAD TEST ⁵ RANKING
Audi 5000S Turbo	19.0/17.4	17.86 @ 78.53	58.02	.74/.74	155	16	129.2	7
BMW 325e	23.0/22.6	16.41 @ 83.10	59.76	.78/.78	132	18	112.6	3
Mercedes-Benz 190E2.3	19.0/20.3	17.33 @ 79.85	56.91	.73/.75	145	13	114.3	8
Merkur XR4Ti	20.0/17.1	16.04 @ 85.38	58.73	.76/.75	127	16*	112.4	1
Nissan Maxima	19.0/20.0	17.01 @ 82.34	58.88	.74/.78	129	16	111.1	2
Peugeot 505 Turbo	18.0/16.2	16.72 @ 81.96	57.39	.74/.78	147	12	116.0	6
Saab Turbo	19.0/18.1	16.80 @ 82.85	56.57	.76/.78	152	16*	112.0	5
Volvo 740 Turbo	19.0/17.4	16.83 @ 81.26	61.06	.73/.78	160	15	126.6	4

1. Best speed achieved while weaving through seven cones placed 100 feet apart; the higher the speed, the better the transient handling.

2. G-forces generated during steady-state cornering around a 200-foot diameter circle: cw = clockwise, ccw = counterclockwise.

3. The number of standard-size grocery bags that will stand upright (1-inch crush space permitted) in the trunk.

4. Front-seat width x headroom x legroom + rear-seat width x headroom x legroom ÷ 1,000.

5. Subjective ranking on the road by a team of testers; cars are graded by "feel," independent of test track results.

*Hatchback with folding rear seatbacks.
Bold numbers indicate best performance.

The New Imports Stress More Luxury And Performance



AUDI 4000 sedan, Quattro and Coupe GT have been reskinned to improve aerodynamics, and the upgraded interior makes the inside match the rest of the car's quality level.

If the import restrictions are lifted on Japanese cars next month, which seems likely, the Japanese manufacturers will probably increase sales by 10 percent each year until the end of the decade. This will give them 30 percent of the total U.S. market by 1990—about what they had before the quotas began. At the same time, European importers are reporting record sales, particularly of luxury and sports models. Companies like Jaguar and Saab have more than tripled their sales in just a few years, and confidently expect this rate of growth to continue as long as the U.S. economy booms. Europeans could be zeroing in on 10 percent of the total U.S. market by the end of the decade.

Happily, both European and Japanese cars are better than ever. The emphasis is on high-tech engineering for sporty fun, which leads to everything from economy cars with turbocharged engines to luxury cars that can outcorner a Ferrari.



CHEVROLET SPECTRUM is Isuzu-built and is for sale only on the East Coast.

**JAPANESE CARS
Chevrolet nameplates**

Potentially the biggest importer of all—announced goal is 1 million Japanese cars each year—all-American Chevrolet would love to get the restrictions lifted so they can sell more of their

two new models. The smallest Chevy—indeed, the smallest new car you can buy—is the Sprint. This is a 1-liter, 1,500-pound econobox priced at \$5,151 and built by Suzuki. Only 17,000 will be imported in 1985, and only in nine western states.

On the East Coast, Chevy dealers will sell the slightly larger Spectrum, a 1.5-liter front driver built by Isuzu in Japan. Chevrolet would like to import at least 200,000 a year; the restrictions cut that to 29,500 for 1985.

Then there's the new Chevrolet Nova, a modified Toyota Corolla. It will be built in a joint-venture factory in Fremont, Calif., in which Toyota holds a controlling interest. Expect 200,000 Novas a year. Neither the Sprint, Spectrum or Nova is particularly innovative, but in the showroom, the Chevrolet name on the hood is worth more than all the engineering expertise in the world.

Honda

The trend-setting Honda Civic wagon will be available with four-wheel drive starting this spring. The sleek but miserly CRX HF has a larger 1,500-cc engine, and a new fuel-injected CRX Si will come with alloy wheels, sunroof and lots more horsepower.

It ought to set the sports car world on its ear. Civic three-door and four-door models are unchanged. The award-winning Accord and Prelude are the same as last year, but top-line models get fuel injection to make them even faster.

Isuzu

Isuzu's I-Mark—a Japanese Chevrolet—is being replaced with the same Spectrum supplied to Chevrolet. At Isuzu dealers, it will be called I-Mark, and will come as a three-door hatchback or four-door sedan. The only engine is a

1.5-liter Four—no more Isuzu diesels. The Spectrum/I-Mark is not a great car, but it will give Isuzu an up-to-date economy car that should be more than competitive with the Tercel, GLC and similar cars.

The Impulse has a new intercooled turbocharger system for the 2-liter, overhead-cam Four to finally give the



FERRARI MONDIAL will do nicely for those who can't afford the Testarossa.

lovely Giugiaro-styled coupe the power it deserves. All told, it will be the most stylish performance car on the market.

Mazda

Mazda leads its class in every market segment, and the dealers can't get enough cars now. So why change? The GLC, 626 and RX-7 have only some minor cosmetic changes, though the B2000 pickup truck is all-new. A completely new RX-7 is planned for 1986; the GLC will get redone in 1987.

Mitsubishi

Positioning themselves perfectly for a free-for-all market, Mitsubishi has a complete line spanning econobox to luxury sedan. The Colt has been revamped into the Mirage, with a very European-style body that's similar to Isuzu's Impulse.

At Dodge and Plymouth dealers, the Mirage will still be called Colt. Our test drive in the turbocharged version

showed this to be one of 1985's most desirable pocket rockets. The Colt Vista van/wagon remains an exclusive for Dodge and Plymouth. The only thing missing is the Twin-Stick, replaced with a conventional five-speed overdrive in all the small Mitsubishis.

The now-familiar Tredia and Cordia sedans have only minor trim changes, as does the Starion (called Conquest at Dodge/Plymouth). Electronic instrumentation, radio controls on the steering wheel, climate control and 15-in.

wheels are the big news.

Mitsubishi's big excitement is the Galant four-door luxury sedan. It has a 2.4-liter Silent Shaft engine, front-drive, electronically controlled automatic transmission and suspension, and every bell and whistle imaginable.

Nissan

Aside from new aerodynamic flush headlamps, the inexpensive Sentra, sporty Pulsar and compact Stanza are just the same as last year. So are the 200SX and 300ZX sports cars, except for minor trim and paint changes.

Obviously, Nissan's energy has gone into the all-new Maxima, and it's a beaut. The new Maxima looks similar to the old one, but beneath that conservative shape lurks the 3-liter V6 from the 300ZX. This has been popped into a new front-wheel-drive chassis. It's got everything: power, performance, handling, luxury, style. Factor in the surprisingly low price and you've got one of the best all-around sports sedans on the market.

Subaru

The bottom line Hatchback and Brat

1985 IMPORT CAR BASE PRICES

ALFA ROMEO

The Graduate	\$13,495
Spider Veloce	\$16,500
GTV-6	\$16,995

ASTON MARTIN

Vantage/Volante	\$110,000
Volante Convertible	\$125,000
Lagonda	\$150,000

AUDI

4000S	\$13,950
Coupe GT	\$15,250
4000S Quattro	\$17,450
5000S	\$17,710
5000S Wagon	\$18,920
5000S Turbo	\$23,875
Quattro Turbo	\$35,000

BENTLEY¹

Mulsanne	\$97,950
Mulsanne L	\$108,390
Corniche Convertible	\$155,470

BERTONE²

Bertone	\$9,995
---------	---------

BMW

318i	\$16,430
325e	\$20,970
528e	\$24,565
535i	\$30,760
735i	\$36,880
635CSi	\$41,315

CHEVROLET

Sprint	\$5,151
Spectrum Hatchback	\$6,295
Spectrum Sedan	\$6,575

DODGE/PLYMOUTH

Colt	\$5,372
Vista Van Wagon	\$8,721
Conquest	\$12,564

FERRARI

308GTB	\$54,300
308 Spider	\$59,500
Mondial Quattrovalvole	\$59,500
Mondial Cabriolet	\$65,000
Testarossa	\$87,000

HONDA

Civic Hatchback	\$5,399
Civic CRX HF	\$6,479
Civic CRX Si	\$7,000
Civic Wagon	\$7,195
Civic Sedan	\$7,295
Accord Hatchback	\$7,895
Accord Sedan	\$8,845
Prelude	\$10,345

IAI

Yugo 55	\$3,990
---------	---------

ISUZU

I-Mark Deluxe	\$6,785
Impulse	\$11,048

JAGUAR

XJ6	\$32,250
Vanden Plas	\$35,550
XJ-S	\$36,000

LAMBORGHINI

Jaipa	\$53,000
Countach	\$99,500

LOTUS

Esprit Turbo	\$48,739
--------------	----------

MASERATI

Biturbo	\$25,945
Quattroporte	\$66,210

MAZDA

GLC	\$5,195
626	\$8,485
626 Coupe	\$8,845
RX-7	\$10,945
RX-7 GSL SE	\$15,645

MERCEDES-BENZ

190E	\$22,850
190D	\$22,930
300D	\$31,940
300CD	\$35,220
300TD	\$35,310
300SD	\$39,500
380SE	\$43,330
380SL	\$44,420
500SEL	\$52,200
500SEC	\$57,800

MITSUBISHI

Mirage	\$5,389
Tredia	\$6,939
Cordia	\$8,449
Tredia Turbo	\$9,279
Cordia Turbo	\$9,959
Galant	\$11,989
Starion Turbo	\$12,629

MERKUR

XR4Ti	\$16,503
-------	----------

NISSAN

Sentra	\$5,499
Sentra MPG	\$7,099
Sentra Wagon	\$7,349
Pulsar NX	\$8,249
Stanza	\$8,949
200SX	\$8,999
Maxima	\$13,499
Maxima Wagon	\$14,399
300ZX	\$17,199
300ZX Turbo	\$19,699

PEUGEOT

505GL	\$11,900
505GL Wagon	\$12,440
505S	\$15,580
505 Turbo	\$18,150

PININFARINA²

Spider	\$16,999
--------	----------

PORSCHE

944	\$21,440
911 Carrera	\$31,950
928S	\$44,000

RENAULT

Fuego	\$9,295
Sportwagon	\$9,895

ROLLS-ROYCE

Silver Spirit	\$98,500
Silver Spur	\$109,000
Camargue	\$150,600
Corniche Convertible	\$156,000

SAAB

900	\$11,850
900S	\$15,040
900 Turbo	\$18,150

SUBARU

Standard Hatchback	\$5,118
GL Hatchback	\$7,053
DL Wagon	\$7,463
GL Wagon	\$8,013
DL Wagon 4WD	\$8,073
GL Wagon 4WD	\$8,563
GL Sedan 4WD	\$9,233

TOYOTA

Tercel	\$5,348
Tercel Wagon	\$6,918
Corolla Sedan	\$6,938
Corolla Five-Door Hatchback	\$7,198
Tercel Wagon 4WD	\$7,898
Corolla Sport	\$8,058
Celica	\$8,449
Camry	\$8,948
Corolla GT-S	\$9,298
Van	\$9,748
MR2	\$10,999
Celica GT-S	\$11,199
Cressida	\$15,690
Cressida Wagon	\$15,750
Celica Supra	\$15,998

VOLKSWAGEN

Golf	\$6,790
Jetta	\$7,775
Jetta GL	\$8,495
Golf GTI	\$8,990
Scirocco	\$9,980
Quantum Wagon	\$11,570
Cabriolet	\$11,595
Vanagon	\$12,290
Quantum GL	\$13,295

VOLVO

DL	\$12,940
DL Wagon	\$13,415
GL	\$15,985
GL Wagon	\$16,515
Turbo	\$18,420
Turbo Wagon	\$18,950
740 GLE	\$16,845
740 Turbo	\$19,045
760 GLE	\$21,485
760 Diesel	\$22,170
760 Turbo	\$22,625

¹ See Rolls-Royce in text. ² See IAI in text.

are unchanged, but there's a whole new look at Subaru for the rest of the line. The four-door sedan and station wagon have been restyled with flush aerodynamic headlamps. The chassis is similar to earlier models, though the 1.8-liter flat Four now has an overhead camshaft for each bank of cylinders.

There's a turbo version as well as four-wheel drive. New this year is an electronically adjustable suspension on 4wd models that automatically increases ground clearance at low speeds. Despite the complexity, we've found the system to be completely reliable over several thousand miles of test driving. This spring, Subaru will present a Prelude-like two-door sports coupe based on this new chassis. There even will be a genuine two-seater, as well as a 2+2.

Toyota

While other companies proudly present one new model, Toyota has three. The Starlet has been dropped, while the Van, Tercel, Camry and Corolla remain essentially unchanged.

New this year, however, is a 16-valve head for the 1.6-liter Four. This is rated at 112 hp, and when slipped into the cute little Corolla Sport Coupe or Liftback, it makes a mini hot-rod along the



TOYOTA MR2 is an all-new mid-engine two-seater that uses the 16-valve Four.

lines of the Mirage Turbo. The Corolla GT-S has four-wheel disc brakes, fat tires on 14-in. wheels and truly zappy tape stripes.

Toyota's second new sports car is the MR2, which uses the Corolla GT-S engine placed behind the seats in a Fiero-like two-seater. The MR2 is smaller and lighter, not as pretty and about the same price. Of course, Toyota still has the excellent Celica—now with more horsepower and a convertible option—as well as the thundering Supra for lovers of traditional GT coupes.

At the top of the Toyota line is the fabulous Cressida, in effect a four-door Supra. With a 2.8-liter dohc Six, four-wheel discs and stiffish suspension, it makes a world-class sports sedan and, unfortunately, one that was not yet



SUBARU adds self-adjusting electronic suspension to its four-wheel-drive models.

available when we did our sports sedan test. For 1985, the Cressida has slightly more horsepower, rack and pinion steering, electronic instrumentation and an all-new body that looks much like the old one—boxy and conservative.

EUROPEAN CARS Alfa Romeo

Alfa continues to sell two sports models in the United States, the GTV6 coupe and the top-down Spider. Sometime before the end of the year, there will be a GTV-6 with twin turbochargers à la Maserati's Biturbo. Expect it to cost upwards of \$25,000. At the other end of the Alfa scale is The Graduate, a bargain-priced \$13,000 version of the venerable Spider.

Aston Martin Lagonda

There are three Aston Martin models—the base V8 Coupe, the hot-rod Vantage and the sleek convertible. Prices start at \$110,000, and all three are unchanged again this year. The \$150,000 Lagonda is a four-door sedan with needle-nose styling.

Audi

The Audi 4000 line has been significantly restyled for 1985, along the aero lines popularized by the big 5000S. The neatest 4000 is the Quattro, a four-door sedan with the five-cylinder engine from the 5000S, plus full-time four-wheel drive. For less than \$17,000, it's a bargain in the sports sedan market.

Meanwhile, the regular 4000 and Coupe GT have been given a new five-speed gearbox and updated interior that's friendlier than last year's taxicab treatment. The only change to the

5000S is an increase to 2.2-liters for normally aspirated engines.

BMW

The best-selling 318i and 325e are now available as four-door sedans, the first small BMW four-doors in nearly two decades. Cleverly, the change is made simply by shifting the B-pillar forward and adding small rear doors. The rest of the car is unchanged. The 528e also remains the same.

The biggest BMWs—the 535i sedan, 635i coupe and 735i sedan—now sport 3,428-cc Sixes rated at 185 hp and ABS antiskid brakes. This puts them right at the top of the luxury sedan ranks when it comes to performance, safety, status and, of course, price.





VW JETTA gets a soft-edged facelift, and the GLI option gives it sporty character.

Ferrari

Ferrari means sports car to most people, a reputation that's totally justified. The 308 GTBi coupe, 308 Spider, Mondial and Mondial Cabriolet are all unchanged for the foreseeable future.

For the first time in a decade, the big 12-cylinder Ferrari Boxer will be U.S. legal starting next fall. Restyled to accommodate midships radiators and re-

(Please turn to page 147)



Most professional photographers use special effects to enhance the impact of the scenes they shoot. Many are within the capability of the amateur. The four effects here vary in complexity, but are easy to accomplish without sophisticated cameras. Two, in fact—reflective distortion and panning—can be done with auto-everything compact cameras. Unless stated otherwise, you can use any type of film.



Effect No. 1—Drop-shutter technique, seen above and at left, gives dynamic fast-frame realism to otherwise static pictures. Photo at far left shows PM's homemade drop-shutter. All that's needed is a small wooden board, 2-foot cardboard strip and box. A camera tripod is optional for this and other special effects, but is recommended for stability.

DRAMATIC

SPECIAL EFFECTS

TEXT AND PHOTOS BY ARMAND ENSANIAN

1 Drop-shutter

To create this effect, you need a shutter that opens and closes in a rapid sequence. It's easy to build. Bolt the camera on a board using the tripod mount. Cut 2½-in. holes in each side of a black plastic or cardboard box, and ¼ × 4-in. slits in the top and bottom. Attach this box to the board so that the camera lens fits within the hole and the slits extend beyond the board's edge. For the dropping part of the shutter, use heavy black cardboard 3½ in. wide × 2 ft. long. In both directions from the center, cut ¼ × 2¾-in. slits widthwise: either four slits 3 inches apart, or five slits 4 inches apart. Top and bottom should be unslit so that the lens is covered completely before and after dropping. Glue a stop block near the top. Before shooting, focus and compose as usual, then insert the shutter slide.

To make the exposure, cover the lens with the unslit portion of the slide, open the camera shutter (on B if adjustable), drop the slide shutter and close the camera shutter. The slide should fall rapidly. The total exposure from four slits will be approximately 1/250 sec. Experiment with various slit numbers, widths and spacing. For best results, use 100 ASA film at f/8.

2 Reflective distortion


For surrealistic pictures of landscapes or small objects, try photographing the reflected image off of a piece of mirror-surface Mylar that has been mounted on a board.

Keep in mind that the camera has to be focused on the actual image reflected through the Mylar—not on the Mylar board itself. So, with auto-focus cameras, it's important to lock the focus on the actual distance between the Mylar surface and your subject.

3 Double exposure

The two women pictured here aren't twins. This is a multiple exposure of the same model made on one frame of film, and it can be done with almost any camera that has a manual rewind crank or multi-exposure switch. Each half of the picture was exposed separately, using a simple cardboard divider in front of the lens, mounted on the lens shade or skylight filter. Compose and focus on a setting or location which allows at least 2 ft. of space between the spots where you plan to place the model. Take your meter reading without the divider.

Mount the semi-masked lens shade or skylight filter, pose the model in front of the open side of the lens and shoot.



Effect No. 2—An inexpensive piece of mirror-surface Mylar, available at most art supply or stationery shops, is all that's needed to create the surrealistic photos seen above and at far left. Mylar's uneven surface distorts the reflected image with an undulating ripple pattern. At immediate left, the camera is focused on the reflection within the Mylar—it should not be focused on the Mylar board itself.

Carefully rotate the divider 180°. Hold the rewind knob snugly to prevent the film from moving, depress the rewind release button, and recock the shutter with the film advance lever. Reposition the model to the other side and shoot. Advance the film normally to the next frame.

Effect No. 3—For multisubject double exposure, as seen below, a degree of double-jointedness is helpful. At right, photographer depresses the rewind-release button, then holds the rewind crank snugly while recocking the shutter with the film advance lever.



4 Panning

This is a simple technique that emphasizes motion and speed. The idea is to move the camera with the subject, causing the background to streak. To do this, prefocus the camera on the spot directly in front of you where you expect the subject to be when you shoot. Set the shutter speed according to the guidelines given below. Through your viewfinder, compose the subject and monitor it as it approaches—but don't refocus. Release the shutter just as the subject comes directly in front of you—and keep the camera moving to follow through. When shooting subjects up to 20 feet away, match your shutter speed to the subject's speed: $\frac{1}{8}$ sec. for up to 20 mph; 20-40 mph, $\frac{1}{15}$ sec.; 40-60 mph, $\frac{1}{30}$ sec.; $\frac{1}{60}$ sec. up to 100 mph. With nonadjustable automatic cameras, use ASA 25 film. **PM**



Effect No. 4—Timing's critical for panning shot seen above. Release shutter when the subject is in focus, then follow action.



GREAT MOVES OF HISTORY

Through eons man has learned
how to move mountains overnight.

The statues stand as tall as 9 feet and weigh as much as 24 tons. They were carved out of volcanic rock and transported 50 miles across heavily forested land by the Olmec Indians of Mexico 2,000 years before Christ was born. Their travels should have left scars in the earth, but aerial photographs have not located any. Much of the journey was carried on away from water, yet the Olmecs had no wheel to handle the overland portion of the trip. Nor did they use beasts of burden.

"The mystery of the Olmecs lies buried in 4,000 years of history. Our best guesses as to how they accomplished this feat must come from studying ancient moves in a better documented part of history." That conclusion was drawn in a paper presented at the American Association for the Advancement of Science meeting in New York last year. The better documented moves give us a staggering picture of man's constant striving to tap the forces of nature, giving him the power to perform amazing moves.

To appreciate how far back this branch of engineering goes, you might well look over the shoulder of Domenico Fontana, whose job it was to move an 80-foot-tall stone obelisk weighing almost 400 tons about a half mile across Rome in the 16th century. Before designing the moving tools, Fontana studied how the ancient Romans had moved the Obelisk from Memphis in Egypt to the Circus Maximus before 300 A.D. Systems of ropes, pulleys, blocks and tackles, inclined planes and playout wheels or capstans were used to build what amounted to a giant lever powered by men and horses.

It took Fontana a year to set up the move from Circus Maximus to St. Peter's Square. He had a giant hole dug in the center of St. Peter's Square. In the center of the hole, he erected a timber support structure to serve as a base for the obelisk after it was set upright. On the other side of town, Fontana had workers build a timber collar around the obelisk from its base to just below its top.

The collar sported a series of pulleys that would act

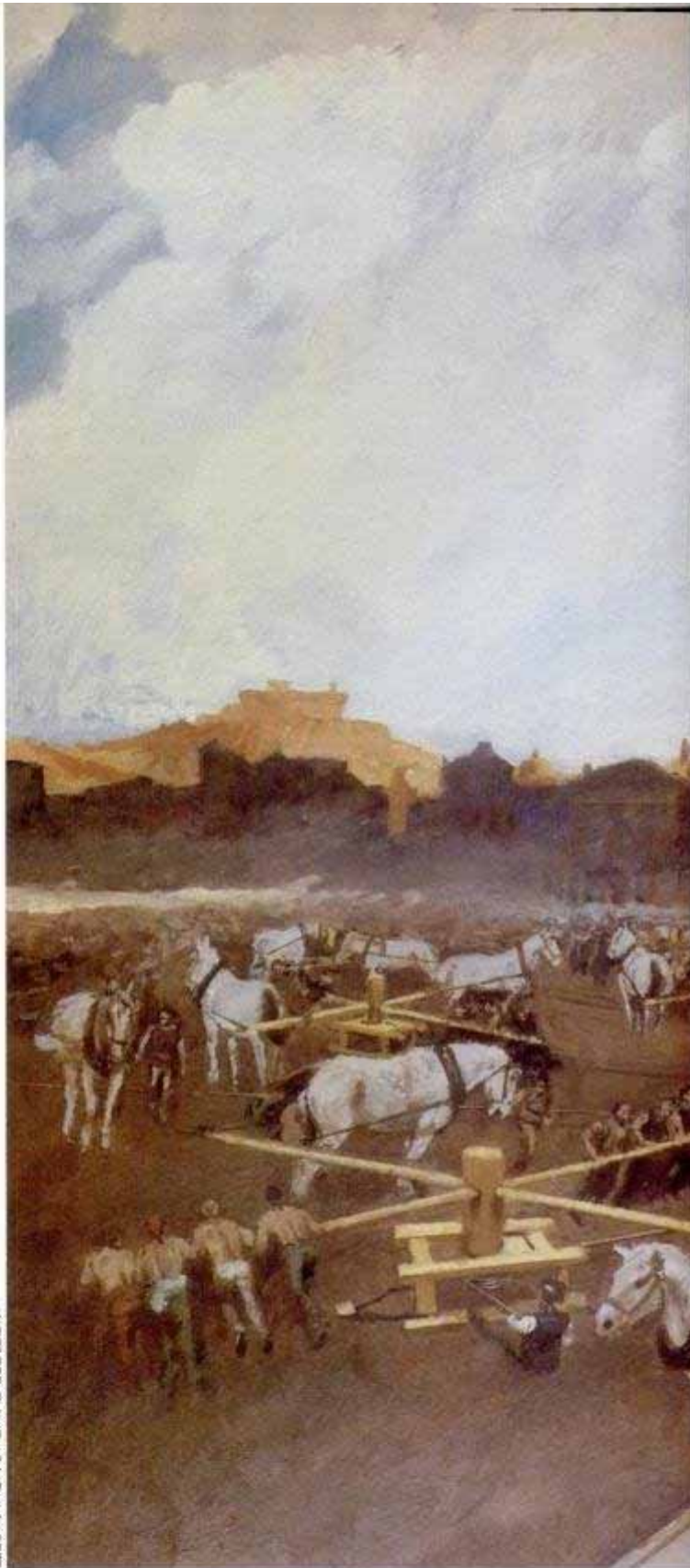


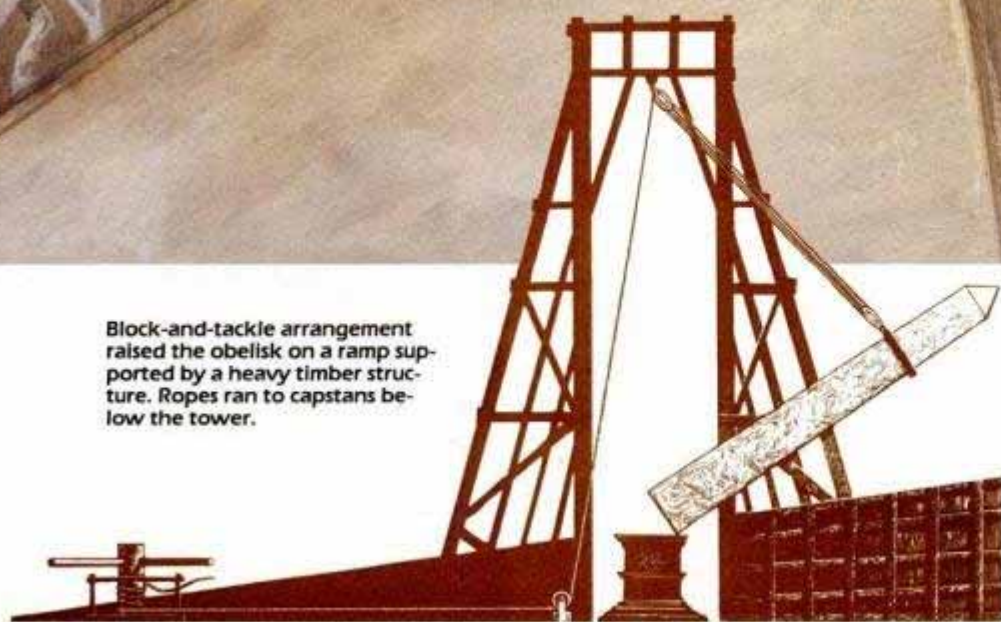
ILLUSTRATION BY DAVID BLOSSOM

as the block and tackle mechanism. Workers dug around the obelisk until it could be pulled down on the block-and-tackle system by the team of men and horses. It was set atop a series of giant log rollers. The team of horses and men pulled 160 ropes to slowly lower the tower onto the rollers. Then, they pulled the

Writer: Dennis Eskow, Science Editor
Reporters: Ellen and Jack Messmer, Washington;
Fran Wenograd Golden, Cambridge, Mass.; Jake Turkell, Tokyo



Block-and-tackle arrangement raised the obelisk on a ramp supported by a heavy timber structure. Ropes ran to capstans below the tower.



THE GREAT OBELISK

Domenico Fontana commanded a team of 900 men and 140 horses to lift an 80-foot, 400-ton obelisk into the vertical position. The 16th century move in Rome's St. Peter's Square called for the raising of a wood tower and ramp system with the ramp's weight and later the obelisk supported by a heavy timber stand. A rope block-and-tackle system pulled the stone monument erect.

GREAT MOVES

obelisk along the avenues of Rome on the logs. Every few feet, the team had to stop so new logs could be slid under the monument as rollers slipped away.

In St. Peter's Square, meanwhile, Fontana had the timber support structure packed in earth. Then, he built an inclined plane that would allow his men to pull the obelisk up to the tower that would be used to set it upright.

Once set under the tower, the obelisk stood in place for several weeks as the ropes from the pulleys on its collar were threaded through pulleys on the arch of the tower. Those ropes were then played out to the capstans.


On the big day, Fontana assembled his company of men and horses and waited as foremen brought the group to near silence. At the sound of a trumpet, men and horses pulled on the ropes and the block-and-tackle system to convey that power to the horizontal monument. At the sound of a gong, the team stood in place. Then, another trumpet blast and they pulled again.

Historian George Sarton says it took the work crews close to 12 hours to right the obelisk. The inclined planes were removed. Then, earth was packed around the base of the obelisk and the tower was dismantled. The obelisk stands, today, as a monument to the earliest engineers.

Fontana learned how to rig a tower from the Romans, who had copied the

INTEROCEANIC SHIP RAILWAY

While others were building the Panama Canal, James Eads began building a cross-Panama ship railway. Eads died before it could be completed.



Egyptians. The Egyptians had built such structures from cedar beams 3,500 years before Fontana. The Egyptians, archaeologists believe, also inspired Fontana's block-and-tackle system and perhaps even the inclined plane.



For the Egyptians and their Babylonian neighbors of 5,000 years ago, moving cut stone apparently was an almost routine matter. The Egyptians are thought to have taken from Babylonian engineering the design of a sluice-

way to channel Nile River water to the quarry and then to the site of the monument under construction. Giant stones were cut. Then ropes were lowered from the cedar towers, tied around the stones and tightened. With the stones raised, slaves pushed them so they swung out on suspended wooden arms. The stones were pushed to the sluiceway, set atop barges and shipped to the construction site, where the process was reversed.

Water's buoyancy has played a major role in the greatest moves of history. By the 19th century, one obelisk was moved from Rome to New York City over the Atlantic. And in the 1870s, civil engineer James Eads had a notion water could provide a shortcut through the Panama isthmus. His plan would save ships the time and trouble of going around South America to get from the Atlantic to the Pacific. And we're not talking about the Panama Canal.

A scientific journal in 1884 reported that Mr. Eads "has begun construction of an amazing rail boat system that will carry steamships by rail from the Atlantic to the Pacific over the Panama isth-

INDIANA BELL



Indiana Bell moved an eight-story, 11,000-ton office building on iron rollers 152 feet in 1930. It was jacked up off the ground.

COURTESY INDIANA BELL

mus." Other engineers were in the midst of survey work for the Panama Canal, but Eads convinced a contingent of Congressmen that the rail boat would be easier to build, cheaper to operate and easier to defend.


On the eastern end of the isthmus, he constructed a mile of rail that led to the ocean. There, a ship could be raised out of the water and set on rails. Eads constructed a pump station and an oak cradle shaped like a sling. When a ship entered the rail connection point, water would be pumped out of a man-made lagoon and the ship would sit atop the cradle, which had railroad car wheels.

Water pumped out of the lagoon would be shunted to the hydraulic pumping system that lifted the cradle and boat out of the shallow lagoon to the track level. A locomotive on each of two parallel tracks would then be hooked to the cradle.

Eads built a small demonstration cradle on which he lifted a yacht in 1886. He was able to roll it down the rail for about a mile, demonstrating the feasibility of his design. Congress haggled over the idea for another year. The following year, Eads died and his wife took over his construction company. She simply wasn't up to the job, and the company quickly went bankrupt.

Less than a century after Eads' death, water again became the major lifting device for a great move. Perhaps the greatest in engineering history.

The Jari company, a giant in wood and paper products, wanted to set up a



JARI PULP MILL

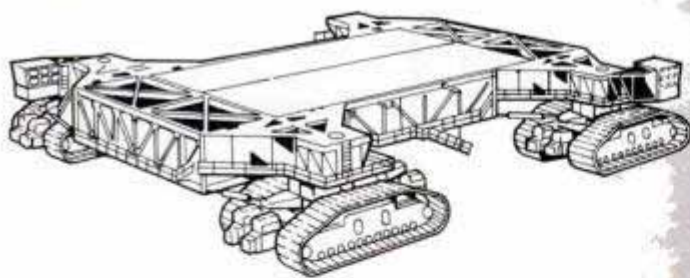
Towed by a 20,000-hp Dutch vessel, the 30,000-ton power plant is moved from Japan to Brazil along the route shown on the map below.

pulp plant near the jungle along the Amazon River in Brazil. The location was perfect for paper processing, easily accessible to the ocean and to the trees needed for manufacturing paper. But, there were no facilities to carry building supplies through the jungle to construct the giant factory and a power plant.

Daniel Ludwig, head of Jari, decided to import an entire paper mill and power plant from Japan. Working with IHI, the Japanese construction firm, Ludwig and his Brazilian partners de-

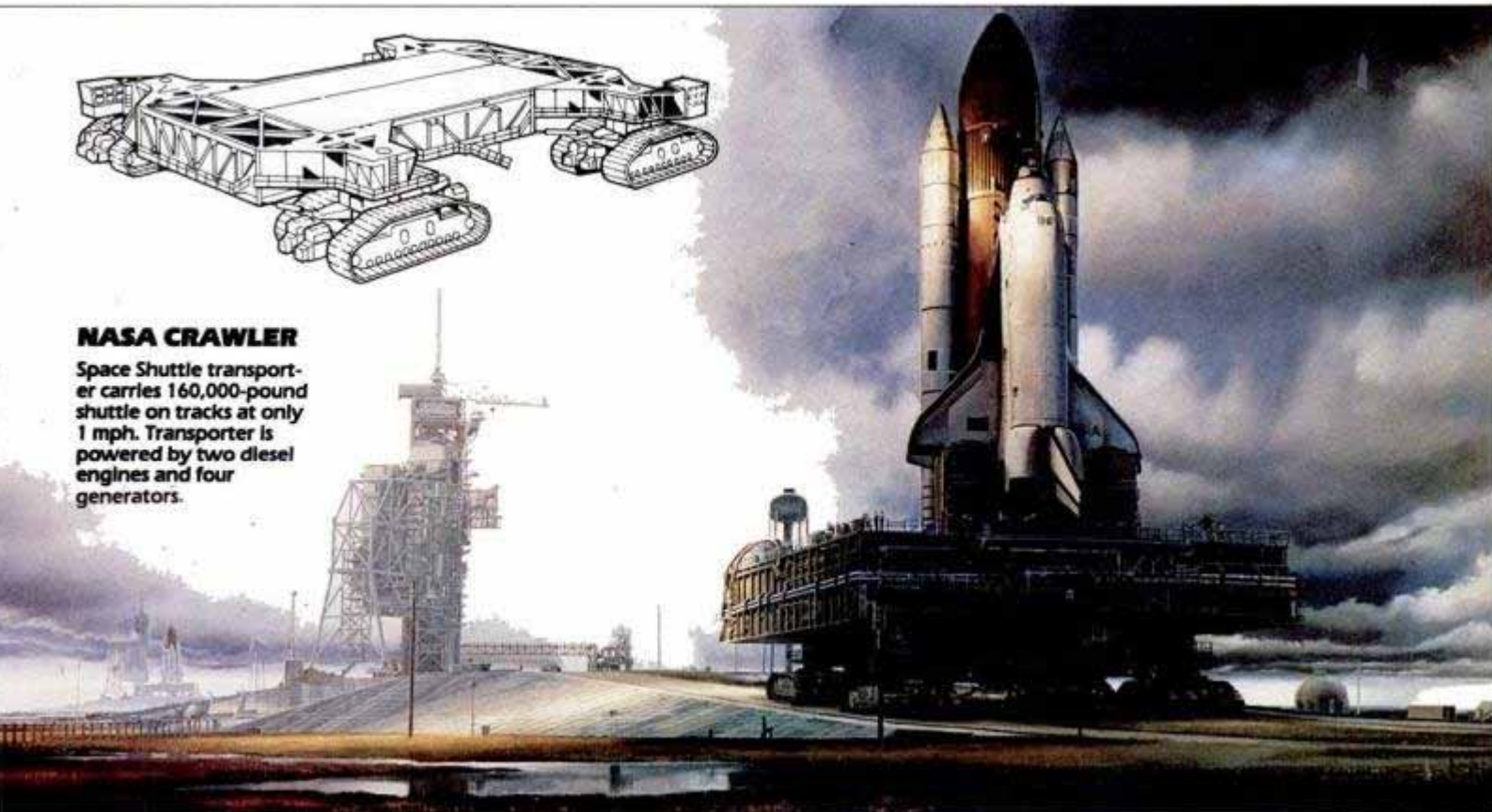
signed a modular plant that could be built in dry dock atop a barge. Elements of the two plants would be built one at a time at dockside, then raised into position atop a barge. Eventually, the entire two-barge system—one carrying the pulp plant, the other the power plant—was towed 15,000 miles from Japan to Brazil. The plants were towed up the Jari River, an Amazon tributary. Foundations and support structures had been built and flooded to allow the

(Please turn to page 132)



NASA CRAWLER

Space Shuttle transporter carries 160,000-pound shuttle on tracks at only 1 mph. Transporter is powered by two diesel engines and four generators.



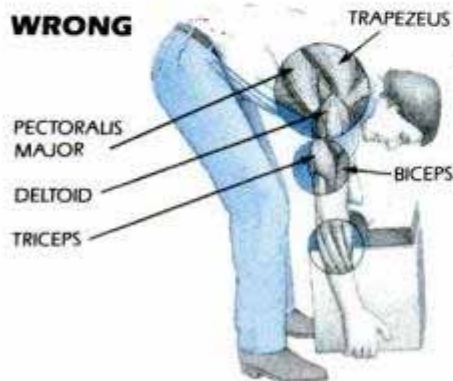


INSIDE MOVES

If you've ever pulled a muscle or injured your back moving objects around the house, you need these tips.

BY LEE GREEN AND PAUL STENQUIST
Illustrations by Bryce Lee

WRONG



Most muscle tears and back pulls happen when a heavy object is lifted straight up, placing all the strain on the lower back and upper arm muscles (left). By squatting down and picking up the object at the bottom forward end (right), the arm acts as a lever and larger thigh muscles help distribute the load evenly and safely.

RIGHT



A healthy 6-foot man exerts 2,000 pounds of force to lift a 200-pound object from the floor to chest level. It may not be a superhuman feat. But physical forces involved in such a move have sent an estimated 250,000 Americans to the doctor every year. Thanks to man's early struggle with moving large objects (see *History's Greatest Moves*, page 100), we've learned that simple tools—levers, wheels, rollers, inclined planes and pulleys—can make the job survivable, if you do it right.

We developed our tips with the advice of surgeon John P. Cossa, M.D., of St. Agnes Medical Center in Philadelphia, and chiropractor Paul A. Muscolino of Scarsdale, N.Y.

Before you set out to move heavy boxes, appliances or furniture, do warmup exercises. Five minutes of bending and stretching, jumping jacks and situps may make you feel

self-conscious. But warming up will prevent about 20 percent of muscle injuries reported in household moves.

Most muscle tears and back pains come from positioning yourself incorrectly before you lift. To pick up a heavy box, for instance, most of us simply bend over, place our hands under the object and heave ho. For better load distribution, squat in front of the box and place your hands under it as far forward as you can reach comfortably. Now the arms are being used as levers and the large thigh muscles are taking a big share of the load.

Moving a large appliance is the next biggest cause of muscle injury. The most common mishaps occur with refrigerator moves. If your refrigerator is on casters, all you have to do is pull up rugs along the route of travel or lay down skids in the form of wood boards or linoleum strips.

How To Move A Refrigerator/Freezer



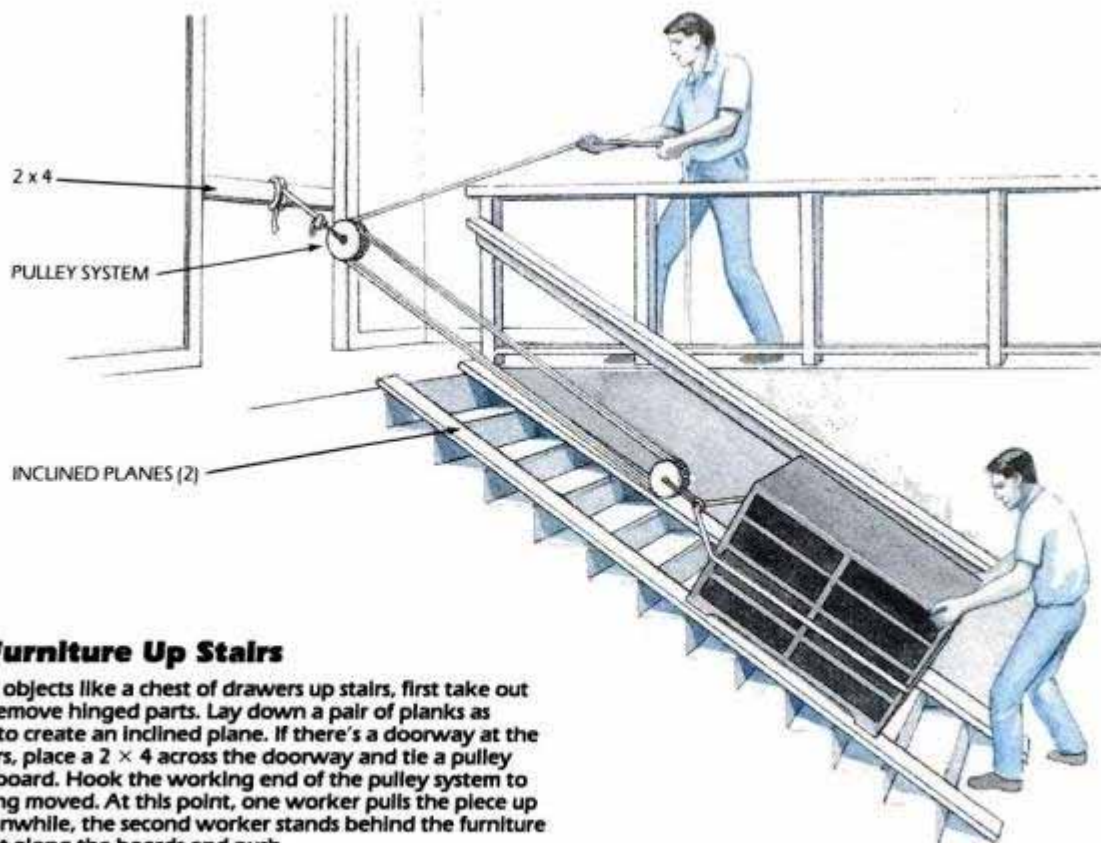
To move any large object without casters, cut a set of rollers from 3-inch dowels or PVC pipes (metal pipes damage floors). Tip object and set one dowel underneath. Push at top and set dowel with your foot.



Slide a sheet of plywood underneath the tipped object. The first roller or dowel you inserted will help make way for wood sheet as you push it about two-thirds in. Slip three more dowels under the wood sheet.



With dowels oriented in the direction you want to go, slowly roll the object forward. Just as the rear roller is about to be left behind, you should insert a spare roller under the leading edge of the refrigerator.



Moving Furniture Up Stairs

To move large objects like a chest of drawers up stairs, first take out drawers and remove hinged parts. Lay down a pair of planks as shown above to create an inclined plane. If there's a doorway at the top of the stairs, place a 2 x 4 across the doorway and tie a pulley system to the board. Hook the working end of the pulley system to the object being moved. At this point, one worker pulls the piece up the stairs. Meanwhile, the second worker stands behind the furniture to help guide it along the boards and push.

But, if the refrigerator has no casters, you might want to set up a roller system.

You'll need several sections of 3-inch dowels or PVC pipe, and a sheet of plywood the width of the appliance. The rollers should be at least 2 feet long. Tip the appliance and set one dowel underneath so the object you're moving is in a slightly tipped position.

Next, push the plywood board under the appliance about two-thirds of the way. Spread three dowels evenly under the plywood. Go to the other side of the appliance and start pushing gently. As you move, rear dowels will fall out and you'll want to replace them up front.

There also are a range of hand trucks and dollies designed especially for household moves. We've developed two useful and easy to build household moving devices (see

box on page 106), should you want to make your own.

The next biggest cause of moving injuries is improper moving of large objects up stairs. You can make the task even more painless with the help of a pulley system, a 2 x 4, a pair of planks and a length of rope.

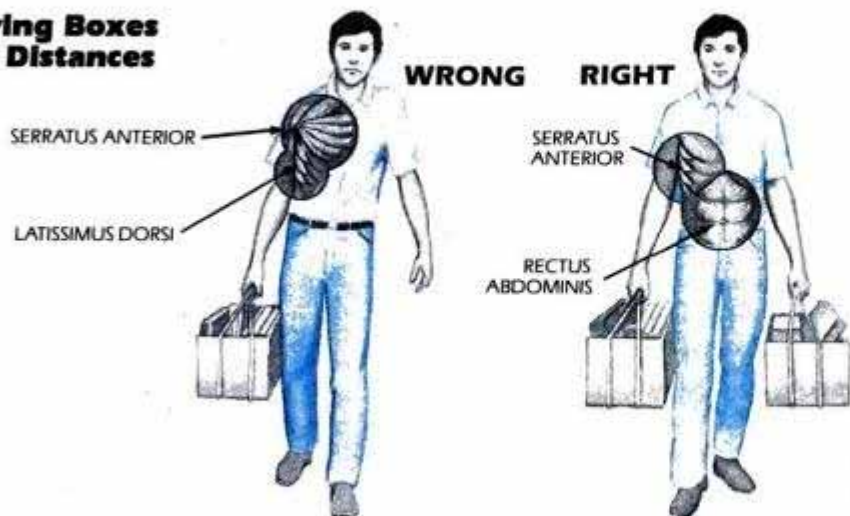
Whatever the object, remove all hinges, drawers and contents before starting upstairs. Lay the planks on either side of the stairwell up the full length of stairs. Set the 2 x 4 in a doorway at the head of the stairs. It serves as the anchor for your pulley system. If there's no door, you'll have to find a place to fasten a block and tackle or garage ratchet hoist a couple up feet in front of the upper landing. Hook the working end of the lever and pulley system to the object being moved.

Setting up is a one-man job, but moving large objects up stairs is really a job for two. The stronger worker should be at the top of the stairs, pulling the rope. The other mover should stand behind the furniture, slightly bent over and pushing to make sure the object stays on the planks.

Carrying boxes over long distances, and especially up stairs, is almost always done the wrong way, according to our medical consultants. Most of us place a handle or rope on the box and pick it up with one hand, shifting hands as we go. This constant shifting causes a heavy strain on the latissimus dorsi muscles, leading to upper back strain.

By packing two (or more) boxes with even weight distribution and tying them with a handle or length of rope at the top, you can set yourself up for a more healthy moving experience. Lifting a box with each arm will distribute the weight across the thick and strong abdominalis rectus muscles around the stomach. The even weight distribution

Carrying Boxes Over Distances



The key to any successful moving project is proper weight distribution. A major cause of injuries is the one-handed method of carrying boxes and other heavy objects. Switching the box from hand to hand strains the latissimus dorsi—a major cause of upper back pain. By carrying two boxes of about the same mass by a handle or rope, the strong rectus abdominis muscles help distribute the weight, taking strain off back.

INSIDE MOVES

might feel like extra weight, but that's more of a state of mind than anything else. The evenly distributed weight will place far less strain on any individual muscle than will the shifted weight of one box.

Most moves around the garage are pretty straightforward. But there's one trick that you might find helpful.

If your car dies on the street near your driveway and the conditions are right, you can singlehandedly tow it off the street using a floor jack.

Because floor jacks are fitted with swiveling platforms and caster-type rear wheels, the device can be used to dolly a car out of the street. Move carefully, watching for any movement of the jack away from the jack point. If the driveway is walled off, you also have to be very careful not to get sandwiched between the car and a wall.

A car can be moved with a floor jack from the front or the rear, but the front pulling method is best. Set the jack under the centermost part of the jackpoint and point the jack handle in the direction you want to go. Now, jack up the car just enough to get the tires off the road.

With the brakes off and the car in neutral, slowly and carefully pull on the handle. You should not have to bend so low that your head is below your waist, nor should you have to rock back on your heels more than a fraction of an inch. Otherwise, you'll tear at an array of mus-

cles including all the back muscles, the triceps and the latissimus dorsi.

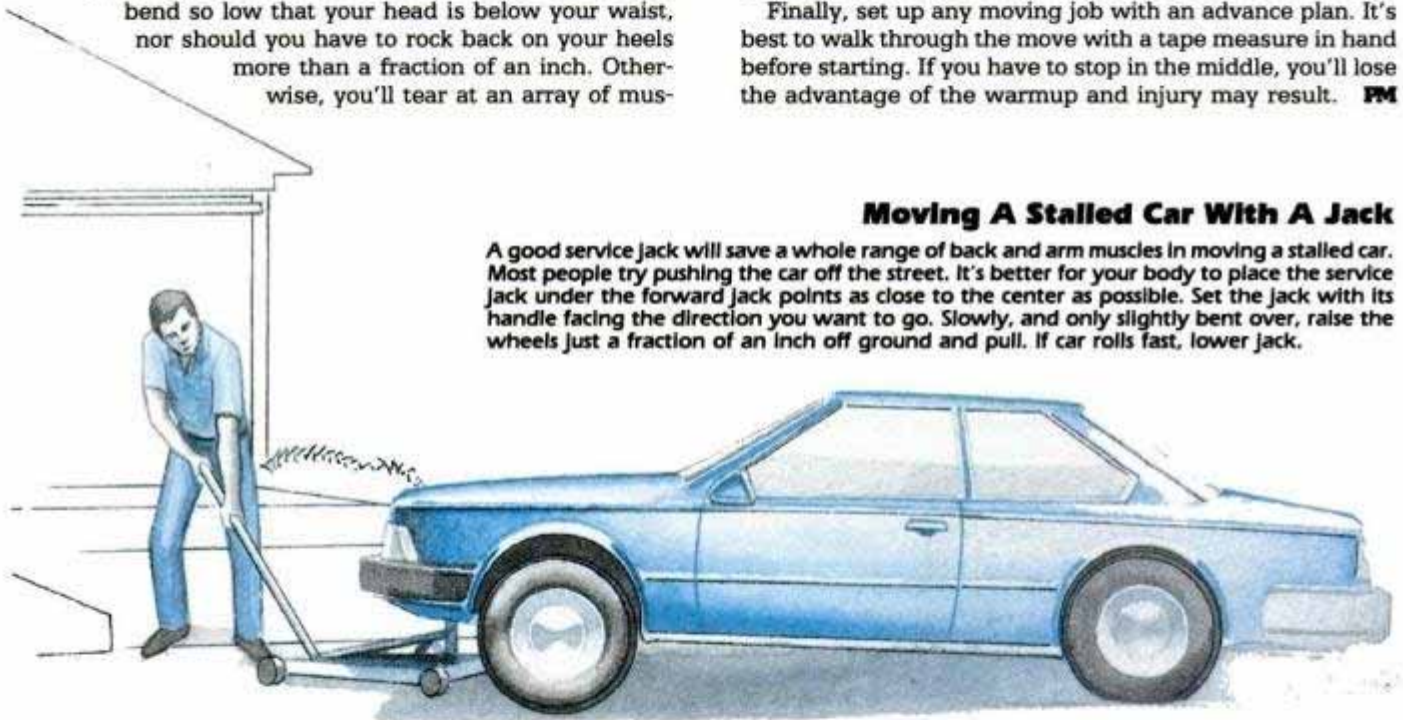
If the car starts rolling so fast it can't be stopped by pushing forward on the jack, lower the jack so the wheels touch the ground again. Moving a car like this should never be performed unless you have a fairly level driveway with arms-length clearance from any walls.

Moving heavy objects around the home, shop and garage is something most of us do at least a couple of times a month. You may not have to perform any of the specific tasks we covered here, but the general principles apply.

- When lifting heavy objects, keep them close to your body. This provides balance and weight distribution.
 - Always try to put most of the load on your leg and thigh muscles. They are stronger than any other muscle set and relying on them will take most of the weight off your back.
 - Plant your feet close to the object being lifted to ensure greater reliance on leg and thigh muscles.
 - Wear a thick, heavy belt (sacroiliac belts are available at most medical aid shops) when lifting.
 - Work with rhythm.
 - Always warm up before working. Take breaks, since working when fatigued causes muscle damage. Dress comfortably for the work, and protect yourself from drafts.
- Finally, set up any moving job with an advance plan. It's best to walk through the move with a tape measure in hand before starting. If you have to stop in the middle, you'll lose the advantage of the warmup and injury may result. **PM**

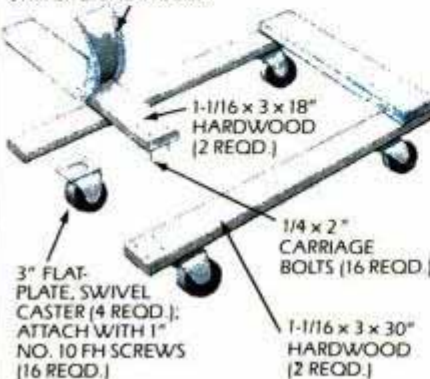
Moving A Stalled Car With A Jack

A good service jack will save a whole range of back and arm muscles in moving a stalled car. Most people try pushing the car off the street. It's better for your body to place the service jack under the forward jack points as close to the center as possible. Set the jack with its handle facing the direction you want to go. Slowly, and only slightly bent over, raise the wheels just a fraction of an inch off ground and pull. If car rolls fast, lower jack.



Two Easy-To-Build Moving Aids

TACK SCRAP CARPET STRIPS TO END PIECES



Two of the simplest—but most useful—moving aids can be built for a minimum outlay of cash and time, and provide years of faithful service in the bargain. The dolly on the left is made of solid hardwood stock with its end pieces covered by carpet so you can move furniture on any side without damaging the finish. The handy panel grip shown on the right will save countless backaches if you frequently carry large sheets of plywood, particleboard or drywall. To use it, just tip up the panel, slide the hook under the bottom edge and lift. Use your free hand to stabilize the panel.





How To Move A Baby Grand

You'll need a rolling pin, a large stack of books and a teen-ager to do this job the right way.

BY VICTOR BORGE
PM Music Critic

ILLUSTRATION BY JACK DAVIS



Reflecting on certain episodes from my childhood, I find a few that were strange, if not bizarre. For instance, my father, a musician in the orchestra of the Royal Opera House in Copenhagen, each evening before leaving for a performance, wanted a soft-boiled egg cooked for exactly three minutes. To make certain that the egg was neither over- nor undercooked, I was assigned to play Chopin's *Minute Waltz* three times! The only problem was getting the piano in and out of the kitchen every night.

Naturally, I'll let you choose whether to believe that or not. But about the following story, I offer you no choice.

I often watched my mother making Danish butter cookies. And what, you may ask, does that have to do with moving pianos? Nothing, except the eminent importance of one of the weapons she used in doing it.

In our living room, we had a well-used but fairly good upright piano at which my mother taught a small number of students. It was the instrument at which, during my school years, I had to practice at least three hours daily. I was jubilant when my maternal grandmother had a beautiful 7-foot baby grand piano delivered on my 15th birthday. The four husky piano movers who brought it were kind enough to roll the old upright out of the living room, through the dining room and into my own room.

But my grandmother felt that I was the one who deserved the baby grand. So, after a friendly family debate, my parents agreed: The baby grand should go to my room, and the old upright should return to its previous spot.

The four men were summoned and scheduled to do the moving right away. At that time every home in Denmark, I

thought, must have had a piano or two delivered, for weeks went by and the movers still didn't show up.

One Wednesday night I went to bed about 10 o'clock, as did my parents. But I couldn't sleep. How do you get a 4 1/2-foot-wide baby grand through two 3 1/2-foot-wide single door frames and across two thresholds without a sound?

Grinding each detail through my mind, I concluded that indeed it would be possible to move the mammoth instruments if only I could find my mother's rolling pin.

Here's how it's done if father's study is in the next room and mother's rolling pin is readily accessible:

1 Push the piano as close to the first threshold as possible. Remove every removable article (including hinges) from the instrument—lid, lyre to which the pedals are attached and the entire keyboard.

2 Get on your knees under the instrument and stack books near each leg. Then, lift, place a book, lift, place a book, until there is enough clearance to unscrew and remove the three legs, one at a time, of course.

3 Now, reverse the procedure by removing a book at a time at two of the legs. The rolling pin, wrapped in a couple of towels, must be placed about 2 1/2 feet from the threshold so that the piano, when turned on its side, will overlap at least 1 1/2 feet.

4 You may now push the instrument slowly and soundlessly across the first threshold. Be sure that you provide adequate height of books to allow replacing the rolling pin for the trip to-

ward and across the next threshold!

Fortunately, we did not have wall-to-wall carpeting. The polished dining room floor was as smooth as a skating rink, and with the help of a few towels the big box slid comfortably across our dining room.

After entering its resting place, the piano now has to be rehabilitated—getting back on its legs! This obviously is achieved by reversing the procedure.


Now, the upright had to be moved back to the living room. By lifting and pulling, lifting and pushing again and again, the faithful upright finally rested in the place from which it never should have been removed.

And so, without a scratch on the baby grand, the upright and any floors, I fell into bed shortly before 7 o'clock. It was almost daylight, and precisely as I turned off the bedlamp, my mother entered the living room.

Would you believe she didn't notice! So accustomed to seeing the old upright where it belonged for years, my mother didn't realize the changes until half an hour later, when she wondered why I wasn't up yet and entered my room to awaken me.

I realize that you may not believe this. My mother didn't, yet she was there and saw it!

But please take my word for it, for, as Hans Christian Andersen wrote: "It's perfectly true." From then on, my mother slept even lighter, from fear that perhaps one morning she wouldn't be able to locate the kitchen. **PM**



KILLERS'

Killer whale awaits opening of gate separating breeding area from main pool in 5-million-gallon Shamu Stadium. Whale trio [inset] leaps in main pool performance.

HIGH-TECH HAVEN

Finally, we have the right knowledge and habitat to breed killer whales in captivity.

BY DENNIS ESKOW
Science Editor

The killer glided swiftly through the chilly water, coming at us like a huge torpedo. As he approached, we jumped away from the water's edge. But the half-ton monster leaped out of the water and skidded onto the cement.

"They called this whale a killer long before we knew much about him," said Dave Butcher, director of Animal Behavior for Sea World. But he emphasized that killer whales are friendly—they like trainers to scratch their backs—and extremely docile.

Dozens of marine biologists had come to mark the opening of Shamu Stadium at Sea World in Orlando, Fla. The \$15 million, 3.5-acre pool housing three killer whales is about to revolutionize the ocean sciences.

No killer whale has survived birth in captivity. Until recently, scientists had no idea why. But extensive research with dolphins in captivity and with whales at sea has led to the answer. First, you need a pool large enough to provide private "family" living space. Shamu Stadium's pool holds 5 million gallons and is separated into several smaller pools by metallic gates. The

small pools will give killers privacy.

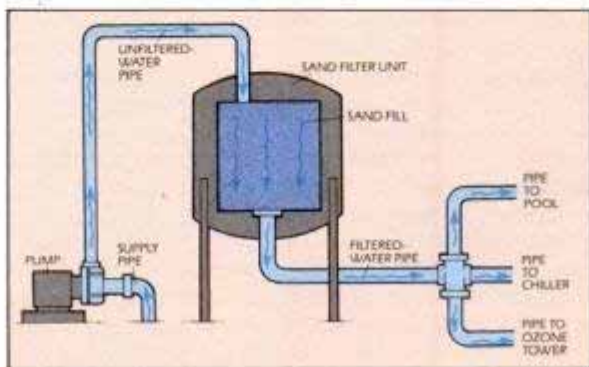
The tank's water is chilled to 55° F., and a special filtration system cleans out over 100 pounds of waste produced by each whale daily. The water is in a closed system, keeping it out of the Orlando water table. Chemically treated, it is pumped through sand filters. The cleaned water branches into three sections. One goes back to the pool. The other two go to a chiller system or an ozone stripping system that removes dirt and bacteria.

Like dolphins, whales are born head first. Sea World scientists in the 1970s discovered that dolphin families ran in threes, two females and a male. When one female gave birth, the other brought the baby to the surface for air and would nursemaid it.

Marine biologists have discovered that whales also travel in threes. And now Shamu Stadium is ready to receive a female with midwife experience. She will be captured later this year. Within five years, researchers hope to have bred the first killer in captivity. **PM**



PHOTOS BY STEVE ESKOW




Chiller tower (above left) circulates one-third of pool water to cool it to 55° F. Sand filters (right) remove hundreds of pounds of waste.

In Shamu Stadium, supply pipe of filter system (left) carries water from whale pool to sand filter. On leaving, water branches into three pipes—to the pool, to an ozone tower and to the chiller tower—before returning to whale pool.

WOOD-SCULPTURE CLOCK FROM A KIT

The ultimate timepiece, this Phoenix clock is made almost exclusively of wood.



Proper sanding ensures accurate timekeeping. The kit includes strips of abrasive for hard-to-reach spots, and a sanding jig for gear teeth so the tooth profile remains unaltered.

The Phoenix grandfather clock is a work of art, the ultimate achievement in wood. Not only is it a fine piece of wood sculpture, it is functional as well. Made like a fine brass movement, it has the same timekeeping abilities.

The clock is the skeletal type, which means all its moving parts are plainly visible. It could be described as a piece of art in motion. The clock is offered in two kit versions: the Grandfather shown here, and a similar Grandmother clock which is slightly thinner from front to back. The kits include everything needed for the movements, including sanding jigs, fixtures, dye, glue, epoxy, sandpaper, gauges, finishing material, even plastic gloves.

The 76-page instruction manual is impressively thorough. It stresses the importance of sanding to obtain accurate timekeeping and a superb finish. So important is this step that 15 pages of the manual are devoted just to the sanding procedure.

The heart of the clock

The heart of the pendulum clock is the escapement—the part that controls the pendulum by movement of the notched escape wheel. A short course on the basics of this escapement mechanism is there for anyone interested in knowing more about how the mechanism works.

The intricate parts of the clock are machined to extremely close tolerances, a necessity if the clock is to function. To ensure that the parts maintain their

(Please turn to page 142)



The Phoenix clock not only has the look of sculptured art, it keeps accurate time—a real feat for clocks that have wooden movements. The timepiece will run 30 to 36 hours on a single winding.



The clock kit contains all necessary parts and finishing materials. Except for shafts and springs, all parts are of hard maple.

Build Our ENGLISH GARDEN FURNITURE

Here is a quartet of solid teak outdoor furniture that would grace anyone's back yard, deck or sunroom.


BY NEAL BARRETT

The design of this garden furniture is based on the shape of the traditional park benches used in public gardens throughout England. These pieces are extremely sturdy and feature contoured seats, raked backs and mortise-and-tenon joinery.


They are also made of solid teak which is one of the most attractive and most dense hardwoods available. It is expensive, sometimes costing as much as \$10 per board foot, but you do get what you pay for. It possesses a very high natural oil content which makes the wood impervious to rot, even when continually exposed to the most severe weather conditions. These pieces can be left outside year after year and will require no maintenance or other precautions. And, over time, they will weather to a distinctive silver-gray color.

Because the resins in this wood can be an irritant to the respiratory system, it is advisable to wear a high-quality dust mask when making all cuts for this furniture.


Black and white photos: Neal Barrett; **Technical art:** Eugene Thompson; **Color photo:** Paul Barton



Begin bench and chairs by laying out seat support and stretcher mortises on rear legs before legs are cut to shape. Bore overlapping $\frac{1}{2}$ -in.-dia. holes to remove waste.



Next, bore $\frac{7}{8}$ -in.-dia. hole at center point of armrest mortise. By boring this hole before rear legs are cut to shape, you avoid the need to cut an angled groove later.



Transfer pattern shown on drawing to rear leg stock, then cut out finished leg using a band saw. Cut on waste side of line and use belt sander to remove saw marks afterward.






Made of solid teak, these four pieces of outdoor furniture are as durable as they are beautiful. All can withstand year-round exposure to the elements because of the wood's high natural oil content.



Cut the armrest tenons on the top of the front legs using a dado blade in a table or radial-arm saw. Use the same method to cut the seat support and stretcher tenons.



To ensure identical tenon depths on all similar parts, clamp stop block to saw table to act as alignment guide. Hold stock tightly against miter gauge while cutting.



Cut armrests to shape on band saw, then remove saw marks with belt sander and cabinet scraper. Ease edges—except back—with router and $\frac{3}{16}$ -in. rounding-over bit.

Chair and bench construction

The chairs and bench are for the most part identical in their construction. The only differences occur in overall length, in the spacing and number of slats in the backs of each, and in the addition of one rear support rail and two intermediate seat supports in the bench.

Begin construction by ripping stock to rough width and length for all chair and bench parts. Using a jointer, true one face and one edge of each piece; using a planer, surface the opposite face to the correct thickness for each part. Then, rip the parts to finished width on the table saw—except for the rear legs. Cut a 2 × 4 × 35 in. blank for each of these and trace onto each the profile of the leg shown in the drawing.

Next, lay out the positions of all

mortises on the front and back legs. Then, bore overlapping 1/2-in.-dia. holes on the drill press to remove most of the waste from these mortises. It's a good idea to bore these holes 1/16 in. deeper than the corresponding tenon lengths to allow room for glue to squeeze out. Also, bore a 7/8-in.-dia. × 1 1/4-in.-deep hole at the center point of each armrest mortise in the rear legs. By cutting these before the finished leg shape is cut, you avoid having to cut an angled mortise for the arm rest later. Cut the rear legs to shape using a band saw.

Clamp each leg between bench dogs and using a sharp chisel, finish removing the waste from each mortise. Corners must be square and sides smooth.

Next, cut the tenons on all rails, stretchers, seat supports and front legs

using a dado blade in your table saw. Clamp a stop block on the saw table as shown, so you can make accurate repeat cuts without measuring every piece. Since dado blades leave small ridges on the tenon cheeks, it's a good idea to saw the tenons slightly oversized and pare to fit with a chisel.


Trace the curved profile, shown on the drawing, onto the seat support rails and intermediate bench supports. Also transfer the outline of the arm rests onto the respective blanks. Use the band saw to cut all these pieces.

Next, dry-assemble the legs, stretcher and seat support for each bench and chair side with bar clamps. Check for fit and square. Then, while still clamped, scribe the position of the tenon at the


(Please turn to page 125)




Lay out 6° angle at back of arm rest, then clamp stock in vise or between bench dogs. Carefully cut tenon shoulders using a backsaw. Be sure to cut on waste side of line.




Join chair and bench side parts with epoxy glue and clamps. This glue does not require clamping for a proper bond, but clamps do keep parts in alignment while glue dries.




Cut 3/8 × 1/8-in. groove in edges of all back rails to receive back slats. Use dado blade in table saw and clamp featherboard in place to prevent stock from kicking back.



Cut 3/8 × 3/8-in. back slat spacers to length on table saw. Clamp stop block in place to ensure identical lengths for all similar parts and to speed repetitive cuts.



Begin assembly of chair or bench backs by alternately gluing slats and spacers into one rail. Then, lay assembly down on bench and glue opposite rail and spacers in place.



Join back assembly to side assemblies using epoxy glue and clamps. Be sure piece is square as clamped and that it rests on flat section of floor where legs will not rock.

MATERIALS LIST—GARDEN FURNITURE*

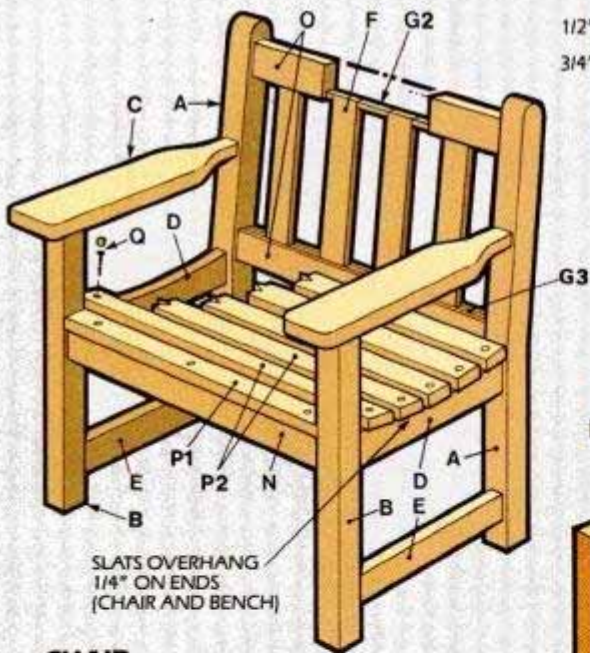
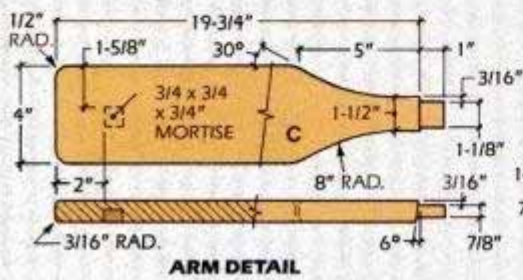
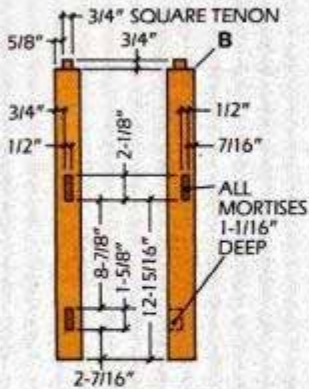
Key	No.	Size and description (use)	H	1	3/8 × 2 1/2 × 55" teak (bench front rail)	P2	5	3/4 × 2 1/4 × 25 3/8" teak (chair seat slat)
A	4	2 × 4 × 35" teak (chair/bench rear leg)	I	2	3/8 × 2 1/2 × 55" teak (bench back rail)	Q	37	1 1/2" No. 8 fh screw covered with 1/2" dia. wood plug
B	4	2 × 2 × 24 1/2" teak (chair/bench front leg)	J1	1	3/4 × 2 × 53" teak (bench front seat slat)	R	2	3/8 × 3 1/8 × 48" teak (table top side rail)
C	4	1 1/4 × 4 × 20 3/4" teak (chair/bench arm)	J2	5	3/4 × 2 1/4 × 56 3/8" teak (bench seat slat)	S	2	3/8 × 3 1/8 × 24 1/4" teak (table top end rail)
D	4	7/8 × 2 1/2 × 17" teak (chair/bench end seat rail)	K	1	3/8 × 2 1/2 × 54 1/8" teak (bench back seat rail)	T	9	3/8 × 2 × 43 1/4" teak (table top slat)
E	4	7/8 × 2 × 17" teak (chair/bench stretcher)	L	2	3/8 × 2 1/2 × 16" teak (bench seat center support)	U	4	1 3/4 × 1 3/4 × 15 1/8" teak (table leg)
F	14	3/8 × 2 × 14 1/4" teak (chair/bench back slat)	M	4	2" No. 8 fh brass screw	V	2	3/8 × 2 1/2 × 44" teak (table side apron)
G1	22	3/8 × 3/8 × 3" teak (bench back slat spacer)	N	1	3/8 × 2 1/2 × 24" teak (chair front rail)	W	2	3/8 × 2 1/2 × 24" teak (table end apron)
G2	6	3/8 × 3/8 × 2 3/4" teak (chair back slat spacer)	O	2	3/8 × 2 1/2 × 24" teak (chair back rail)	X	8	Stanley No. 1912 table top fastener
G3	4	3/8 × 3/8 × 3 1/8" teak (chair back end slat spacer)	P1	1	3/4 × 2 × 22" teak (chair front seat slat)	Y	16	3/8" No. 8 fh screw

*This materials list gives the parts required for making the bench, table and one of the two identical chairs.

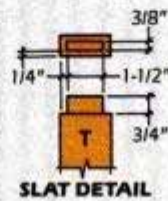
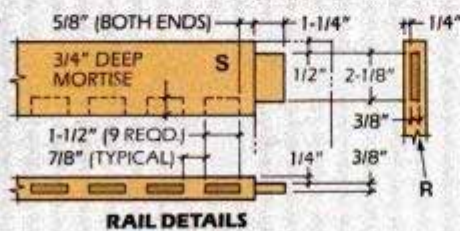
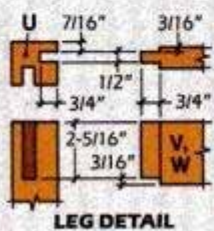
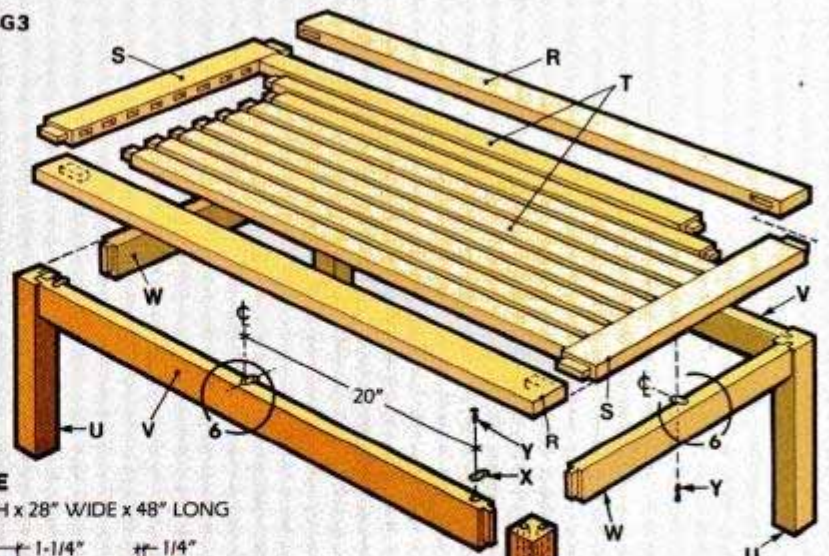
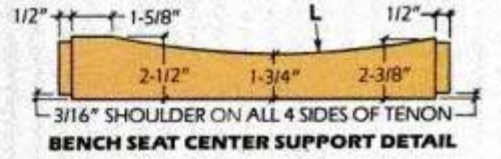
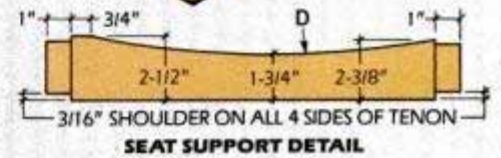
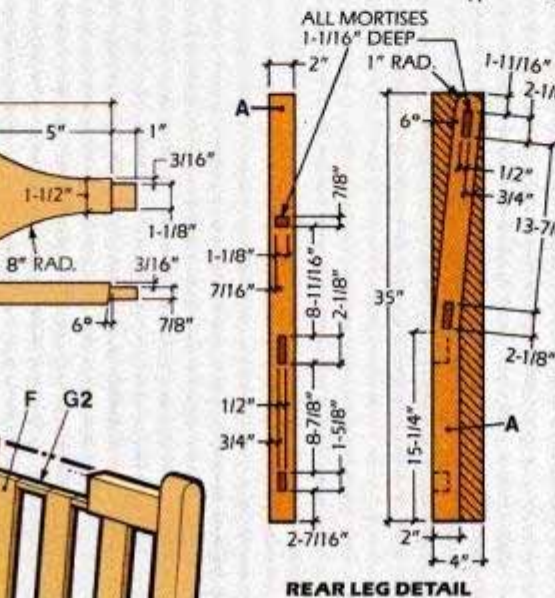
GARDEN FURNITURE

NOTES

1. 3/8 x 3/8" DEEP GROOVE
2. 1/2 x 1/2" DEEP x 2" MORTISE
3. 1/2 x 1/2" DEEP x 2-1/8" MORTISE




BENCH
22-1/2" DEEP x 35" HIGH x 57" LONG



10 FURNITURE BUILDING: WAYS TO

PM's Master Craftsman shows different techniques for joining furniture legs to rails—an important step in nearly all furniture making.



Slip rails into open mortises cut in the leg. Rails fit together with edge-lap joints. Assemble the parts with glue only.

TEXT AND PHOTOS
BY ROSARIO CAPOTOSTO

Nearly all furniture—chairs, tables, desks, beds, benches—features some form of leg-to-rail construction. This basic design concept provides a practical method for joining furniture legs to create a sturdy structural support for a chair seat or tabletop. There is a wide variety of joints used to attach furniture legs to rails (often referred to as aprons). Shown here are 10 of the most commonly used and effective ones. The type of joint used for a particular project depends on several factors, including the strength requirement of the joint, leg shape, the appearance of the finished joint, type of wood-working tools available and the amount of time and effort you wish to spend.

As with all woodworking joints, cut leg-to-rail joints so the components fit together snugly. *Light* tapping with a hammer should close the joint.

To ensure accuracy, use table saw tenoning attachment to cut open mortise joints in legs.



JOIN LEGS TO RAILS

Open Mortise-And-Tenon Joint With Edge-Lap Rails


Finished leg-to-rail joints usually hide their construction method, leaving only a single glue line visible. But, as a design element, it's often desirable to make a joint that shows each component to reveal how the joint is constructed. One example of such an exposed joint is shown here.

Cut the open mortise-and-tenon joint with edge-lap rails on the table saw. Form stopped recesses on the leg sides using a jointer (see *PM's Guide To Using The Jointer*, page 100, Feb. '85).

First, mill the leg stock square. The leg shown measures $2\frac{3}{4} \times 2\frac{3}{4}$ in. Cut the rails from $4\frac{1}{4}$ stock (actual finished dimension: $1\frac{3}{16}$ in. thick). Next, cut the recesses on the sides of each leg using a jointer. Then, move to the table saw and cut the open mortises in the top end of each leg as shown in the color photo on the facing page.

Outline the mortise locations on each leg using a pencil. Note that the mortise depth must equal the rail width. Then, clamp the leg into the tenoning attachment and cut the mortises. Use a dado blade to cut the mortises if yours cuts deep enough to accept the rails. If not, use a regular saw blade and make repetitive cuts to form the mortise.

Next, notch the rails to make edge-lap joints. Cut the notches using a dado blade on the table or radial-arm saw. Be certain that the notch width equals the rail thickness and that the notch depth is exactly half of the rail width. For



Ready for assembly: An open mortise-and-tenon joint with edge-lap rails. Note how rails are cut only halfway through.

example, for a $1\frac{3}{16}$ -in.-thick \times 4-in.-wide rail, cut the edge-lap notch $1\frac{3}{16}$ in. wide \times 2 in. deep. The rail ends can extend from the legs slightly or be sanded flush, as desired. Apply glue sparingly to all parts and make sure you clamp the legs to the rails square.

Dowel-Reinforced Butt Joint


Easy-to-make dowel reinforced joints are commonly used in lightweight rail-to-leg construction. To provide greater strength and stability, always glue and screw corner blocks to the backside of the rails. Steel bracket corner supports, which are available at hardware stores, also could be used.

Start by boring dowel holes in the rail ends to accept $\frac{3}{8}$ -in.-dia. \times 2-in. hardwood dowel pins. Use a drill guide for perpendicular holes and uniform depth. Bore holes about $\frac{1}{8}$ in. deeper than half the dowel pin length, or $1\frac{1}{8}$ in.


Next, transfer the dowel hole locations to the legs using dowel centers, as shown. Then, bore the legs to accept the dowel pins. Be certain to use spiral-grooved or fluted dowel pins, not just sections of dowel.

Now apply glue sparingly to the walls of the rail holes and tap in the dowels using a soft-faced mallet. Also, spread a thin layer of glue on the rail ends and to the leg holes.


Tap the rails onto the legs and clamp the assembly square. Then, mount the corner blocks.




Bore dowel pin holes in the rail end using a drill guide. Clamp long boards to the rail to provide support for the guide's base.



Transfer the dowel hole locations in rail to the leg using dowel centers. Board clamped to leg keeps rail aligned properly.



Use the dowel center marks as guides to bore the leg dowel pin holes. Again, use the drill guide to ensure perpendicular holes.



First glue the dowel pins into the rails, then glue the rails to the legs. Glue corner blocks in place for additional strength.


Notched Rail Seat

This is one of the simplest, yet strongest, leg-to-rail joints you can make. The secret to the notched rail seat is that the leg really is made from three pieces—even though the finished leg will appear to have been milled from solid stock.

First, cut three identical boards for each leg. Next, glue two of the boards together using dowel pins, as shown, to keep the pieces aligned. Repeat this for each leg. Then, move to the table saw to notch the two-board assemblies. Make the first cut as deep as the rail is wide. It's necessary to cut two legs with the fence on the left side of the blade and two with the fence on the right side. This will ensure that when the third board is glued in place, all undercut saw kerfs will be hidden and the glue joints in each leg will all face in the same


direction and be least conspicuous.

Now use the miter gauge to crosscut each leg end, as shown, to form the right-angle notch that accommodates the rails. Finally, glue the third board to the leg using dowel pins for alignment.




Make the leg by first gluing two boards together. Insert $\frac{3}{8}$ -in.-dia. dowel pins to keep parts from shifting when clamped.

Next, join the rails into a frame using simple butt joints. Then, glue and screw the rails to the legs. Now you should set the assembly on a flat surface until the glue dries. You must be certain that the legs are square.




Execute a stopped cut to establish the depth of the notched rail seat. Keep a firm grip of the workpiece at all times.



After the stopped cuts have been made, crosscut the legs leaving a right-angle corner. Use the miter gauge to control the leg.



Now attach a third board to the leg using glue and dowel pins. This will form a notched seat for mounting the rails.



Glue and screw the rails together using simple butt joints. Then, attach the rails to the notched seat cut in the legs.


Dovetail Dado

Cut precise dovetail joints quickly and easily using a router fitted with a $\frac{1}{2}$ -in. dovetail bit. To ensure safe, accurate cuts, attach a simple jig to the router, as shown. The L-shaped jig screws easily to the underside of the router base.


Slotted holes permit adjusting the jig in and out without removing it. Since dovetails must be routed in a single pass, use a carbide steel-tipped bit. Advance the router into the work with slow, steady pressure.

First, adjust the jig to rout the dovetail dado (socket) in the legs. Clamp a stop block to the leg to control the length of the dado. The dado length equals rail width. Next, reposition the jig to rout the dovetail on the rail ends. Note that it's necessary to clamp scrap boards alongside the rail to provide a broader surface for the router to ride on. Also, tack-nail $\frac{1}{8}$ -in.-thick wood strips to the rail edges to prevent splintering the workpiece.


Finally, apply glue sparingly to all mating surfaces and tap the rails into the dados using a soft-faced mallet.




Guide the router with this homemade jig. Drill and tap holes in the router's base and attach the jig with two machine screws.



Rout dovetail dados in legs with slow, even pressure. Clamp a stop block to the leg (out of view) to control the dado length.



Pass router along both sides of the rail to form the long dovetail pin. Clamp two boards to the rail to support the router.



Completed dovetail dado joint shows interlocked components. Always make test cuts on scrap before routing workpieces.

Rail To Round Leg: Dowel-Reinforced Joint

Joining rails to round legs with dowel pins can be pretty tricky. The dowel pin holes must be perpendicular to the curved leg surface and the holes on one side of the leg must be perpendicular to the holes on the other side. The secret is to bore the dowel pin holes *before* turning the leg.

First, cut the legs and rails to size. Next, bore the dowel pin holes using a drill guide as shown for the dowel reinforced butt joint on page 115.


Then, contour the rail ends to match the round leg. Use a band saw to obtain the rough shape, then finish-shape the rail ends using a drum sander chucked in a drill press. Choose a drum sander that is equal in diameter to the desired leg diameter.

Now, turn the leg on a lathe. Be certain that the leg end with the dowel

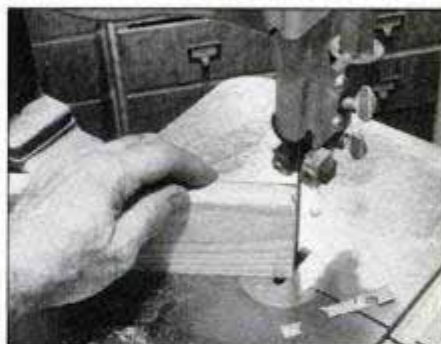
holes is the same diameter as the drum sander to ensure a tight fit between the rails and legs. A tight fit between components ensures a strong joint.

Apply glue to the walls of the holes in

the rail and tap in the dowel pins using a soft-faced mallet. Then, spread glue on the rail end and in the leg dowel pin holes. Tap the rails onto the legs and clamp the parts square.




First bore dowel pin holes in the legs and rails while the stock is square. Then, shape the pieces on a lathe and band saw.




Contour the rail ends to match the round legs by first rough-cutting the rails on a band saw. Don't remove too much stock.



Use a sanding drum chucked in a drill press to smooth the rail ends. Be sure drum size matches the desired leg diameter.



Now turn legs on a lathe. Prebored holes save time, ensure accuracy. Turn leg end to match precisely the rail's contour.



First glue the dowel pins to the rails, then glue the rails to the leg. Note how rail end contour fits tight against leg.

Rail To Round Leg: Open Mortise Joint

This joint isn't as difficult to make as the technique described above using dowel pins, but once again, the secret lies in preparing the stock before turning on a lathe.

Cut the legs and rails to size. Note that the rails are simply cut square and inserted into the mortises as snub tenons. Form the open mortises on the legs using a dado blade in a table saw. The width of the dado must equal the rail thickness and the dado length must equal the rail width. Clamp a stop block to the saw fence to ensure that the mortises are the same length. Then, square up the mortises using a sharp chisel.


Next, glue blocks into the mortises temporarily to permit turning the leg on a lathe. Apply just two small drops of glue for each block. After turning the leg, pry out the blocks and clean the mortises with a chisel.

Now, glue the rails into the mortises, setting them right by clamping the pieces square.

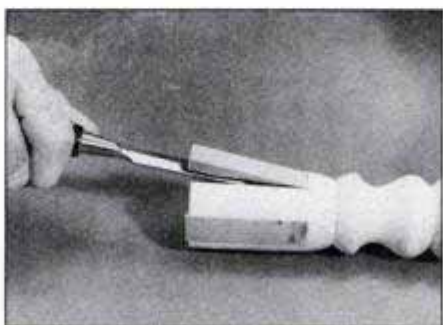
(Please turn to page 128)




Cut the open mortises in the square leg blank using a dado blade in a table saw. Square the mortises with a sharp chisel.



Glue filler blocks in the mortises temporarily to permit turning. Use only two small drops of glue to secure each block.



After turning the legs on a lathe, pry out the filler blocks with a chisel. Be sure to clean the mortises of any dried glue.



Rail ends are cut square to form snub tenons. Glue and clamp the rails to the legs. Check for squareness before the glue dries.


6 EASY-TO-BUILD KITCHEN COMPANIONS

Put together any one of these pine kitchen aids in a few hours—or build a matching set in a weekend.

BY GENE AND KATIE HAMILTON AND STEVE WOLGEMUTH



1 UTENSIL AND SPICE RACK




2 COOKBOOK RACK




3 SERVING TRAY



4 FOLDING TABLE



5 POT RACK



6 MUG RACK

1



UTENSIL AND SPICE RACK

Any cook will appreciate this convenient rack that stores frequently used spices along with kitchen utensils. Made of lattice and $\frac{3}{4}$ -in.-thick pine stock, our handy countertop rack is an easy-to-build project.

Begin construction by ripping the corner posts and the front, back and sides of the top from the $\frac{3}{4}$ -in. stock. Rip all slats from $\frac{1}{4}$ -in.-thick lattice, or cut them from $\frac{3}{4}$ -in. pine stock.

Check the thickness of your slats, then cut grooves in the corner posts and the front and back pieces of the top assembly to receive the slats. The side pieces do not get a groove. Cut all the slat pieces to length. Sand all parts before beginning assembly.

To help assure slat alignment, put masking tape alongside all grooves and mark the slat spacing on the tape. First, assemble the ends of the rack by gluing and clamping the side slats into the corner post grooves. Check alignment and allow the glue to dry.

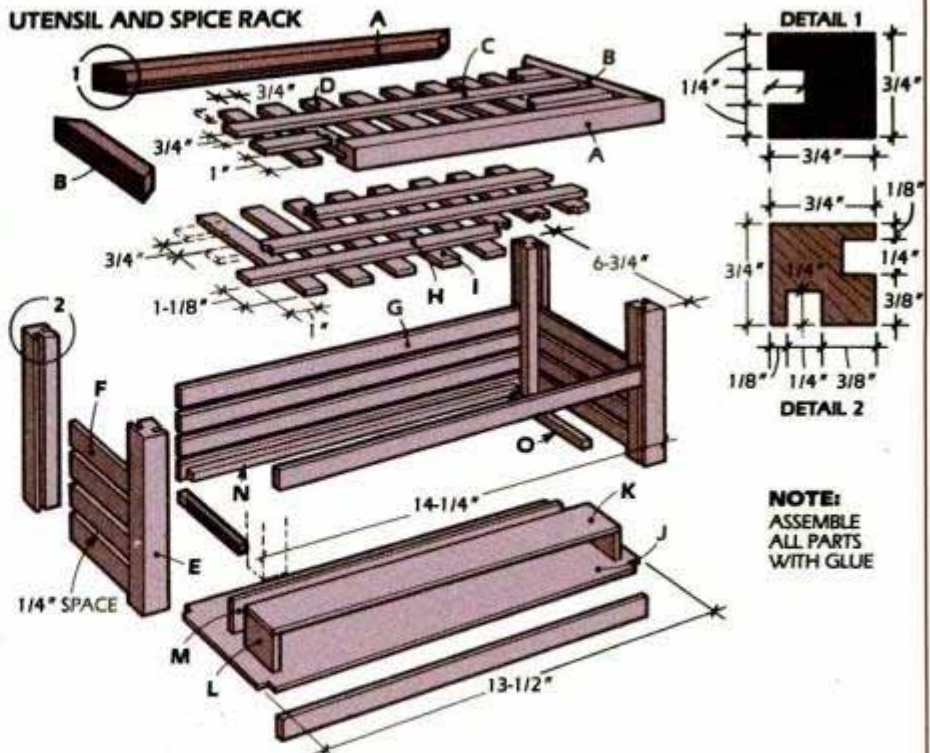
Cut front, back and side top pieces to length and miter the ends. Assemble the top by gluing the short slats in the front piece first, then attach the back piece. Glue the two sides (Part B) to the front and back and clamp at the corners. Then complete assembly of the rack base by gluing the long front and back slats to the end assemblies. Clamp, check for square and let dry.

Cut the bottom and spice tray parts from $\frac{1}{4}$ -in. plywood. Assemble with glue and $\frac{5}{8}$ -in. brads. Glue the four bottom supports to the inside surface of the lower slats of the rack, positioned $\frac{1}{4}$ in. below the top edges. Cut corner notches in the bottom to clear corner posts. Slide the bottom and tray assembly into the rack and glue in place.

Install the lower grid parts with glue, checking to see that the alignment of the lower grid is the same as the top grid, so that utensils will stand upright. Glue and nail the top assembly to the corner posts using 4d finishing nails. Prebore pilot holes and set and fill the nail heads.


We finished the rack in natural color with several coats of oil finish. If you plan to stain the rack, do that before you install the top. Keep stain or finish away from the ends of the corner posts and lower corners of the top so glue will adhere, then touch up later.

UTENSIL AND SPICE RACK




MATERIALS LIST—UTENSIL AND SPICE RACK


Key	No.	Size and description (use)	Key	No.	Size and description (use)
A	2	$\frac{3}{4} \times \frac{3}{4} \times 14\frac{1}{4}$ " pine (top front/back)	K	1	$\frac{1}{4} \times 3\frac{3}{4} \times 12\frac{3}{4}$ " plywood (spicetray top)
B	2	$\frac{3}{4} \times \frac{3}{4} \times 6\frac{3}{4}$ " pine (top side)	L	2	$\frac{1}{4} \times 2\frac{3}{4} \times 3\frac{3}{4}$ " plywood (spice tray side)
C	3	$\frac{1}{4} \times \frac{3}{4} \times 12\frac{3}{4}$ " pine (long top slat)	M	1	$\frac{1}{4} \times 2\frac{3}{4} \times 12\frac{3}{4}$ " plywood (spice tray back)
D	8	$\frac{1}{4} \times \frac{3}{4} \times 5\frac{3}{4}$ " pine (short top slat)	N	2	$\frac{1}{4} \times \frac{1}{4} \times 12\frac{3}{4}$ " pine (front/back bottom support)
E	4	$\frac{3}{4} \times \frac{3}{4} \times 5\frac{1}{2}$ " pine (corner post)	O	2	$\frac{1}{4} \times \frac{1}{4} \times 5\frac{1}{2}$ " pine (side bottom support)
F	8	$\frac{1}{4} \times \frac{3}{4} \times 5\frac{3}{4}$ " pine (side slat)	Misc.:		Carpenter's glue, 120- and 220-grit sandpaper, $\frac{5}{8}$ " brads, 4d finishing nails, stain and/or oil finish.
G	6	$\frac{1}{4} \times \frac{3}{4} \times 13\frac{1}{4}$ " pine (front/back slat)			
H	3	$\frac{1}{4} \times \frac{3}{4} \times 13\frac{1}{2}$ " pine (lower grid long slat)			
I	8	$\frac{1}{4} \times \frac{3}{4} \times 6$ " pine (lower grid short slat)			
J	1	$\frac{1}{4} \times 6 \times 13\frac{1}{2}$ " pine (bottom)			



Mark corner posts and mitered top pieces to establish slat positions, then glue and clamp the assemblies, checking for square.



Glue and clamp supports for the bottom and spice tray assembly to inside of each bottom slat, $\frac{1}{4}$ in. below the upper edges.



Notch each corner of the plywood bottom to clear the corner posts, then glue bottom and tray assembly to the supports.



Glue lower grid in place, then glue and nail top to corner posts. If you plan to stain, apply before the top is mounted.

2



COOKBOOK RACK

Our cookbook holder, with its slide-out shelf, is a handy addition to any cook's kitchen. Begin by cutting corner posts, rails and shelf edge to the size in the materials list from 3/4-in. stock. Rip lattice into 3/4-in. strips and cut the shelf from 1/4-in. plywood.

Check lattice thickness before cutting grooves, and adjust your cut for a snug fit. Cut a slightly oversized groove in the shelf guides. Miter the ends of the side rails and corner posts.

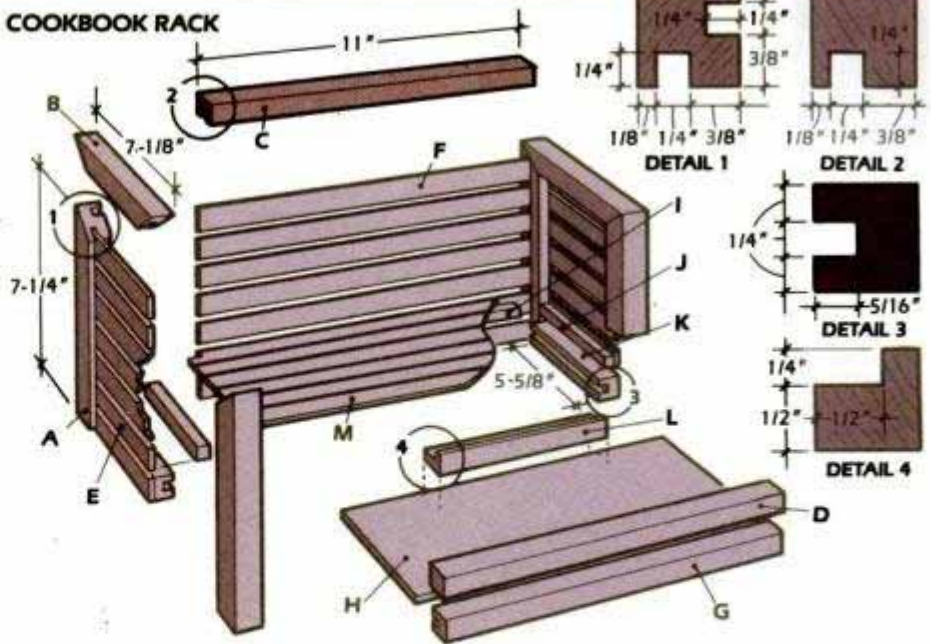
Assemble the ends first, using scraps as slat spacers. Glue the top slat into the grooves of the side top rails, then glue the rails to the side assemblies and clamp together.

Join the two ends by gluing the back rail and slats into one side, then add the other side. Install the front rail with glue and one 4d finishing nail at each end. Glue on the shelf guides and test the fit of the shelf.

Cut the bottom slat supports and glue and clamp in place. Then, cut the bottom slats, notching the corners of the rear slat to clear the corner posts. Glue and clamp in place. Center the shelf edge on the shelf plywood and glue in place. Now you should slide in the shelf, then glue the stop in position from below the shelf and secure with 1/2-in. No. 2 fh screws.


We finished our book rack with two coats of clear satin polyurethane, and mounted a small brass pull centered on the shelf edge.

COOKBOOK RACK



MATERIALS LIST—COOKBOOK RACK

Key	No.	Size and description (use)		
A	4	3/4 x 3/4 x 7 1/4" pine (corner post)	I	1 1/2 x 1/2 x 10" pine (rear support)
B	2	3/4 x 3/4 x 7 5/8" pine (side top rail)	J	2 1/2 x 1/2 x 5 5/8" pine (side support)
C	1	3/4 x 3/4 x 11" pine (back rail)	K	2 3/4 x 3/4 x 5 5/8" pine (shelf guide)
D	1	3/4 x 3/4 x 11" pine (front rail)	L	1 3/4 x 3/4 x 6" pine (shelf stop)
E	14	1/4 x 3/4 x 6 1/8" pine (side slat)	M	6 3/4 x 3/4 x 11 3/4" pine (bottom slat)
F	7	1/4 x 3/4 x 11 1/2" pine (back slat)	Misc.:	Carpenter's glue, 120- and 220-grit sandpaper, 4d finishing nails, clear polyurethane varnish, 3/8" dia. brass pull, 1/2" No. 2 fh screws.
G	1	3/4 x 3/4 x 10 13/16" pine (shelf edge)		
H	1	1/4 x 6 3/4 x 10 5/8" plywood (shelf)		



Use scrap slat stock as spacers to align slats. Note that upper back and side slats are glued into the groove in back and side rails.



Glue floor supports in place, then notch the rear floor slat to fit around the corner posts. Glue remaining floor slats in place.

3

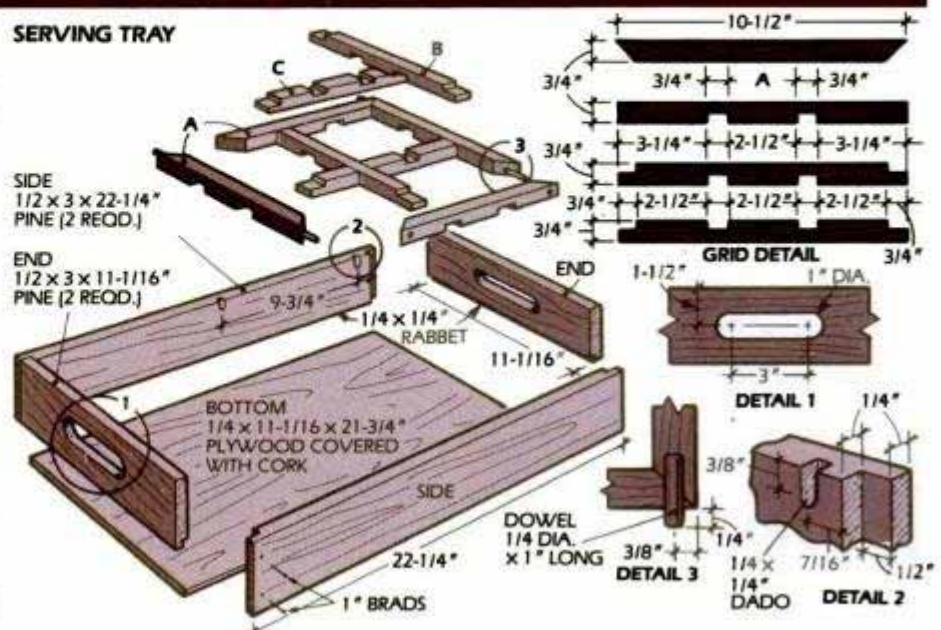


SERVING TRAY

Drinks and eats fit handily in this serving tray with its removable nine-compartment holder for glasses. Begin by cutting tray sides and ends from 1/2-in.-thick pine stock. Rip grid pieces from 3/4-in. stock and cut to length.

Set up your saw with the dado head to make a 1/4 x 1/4-in.-deep rabbet in the inside lower edge of the tray sides and ends for the bottom. Reset dado head to

SERVING TRAY



5

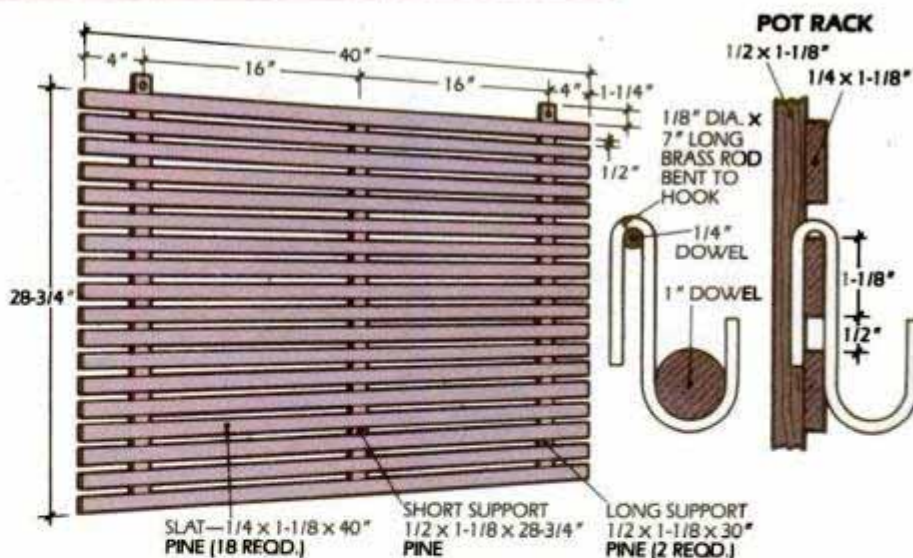


POT RACK

Our pot and pan hanger offers convenient storage and adds a decorative touch to your kitchen. Begin by ripping the three vertical pieces to width, then cut them to length a little long so you can trim them after assembly. Cut the slats to length from lattice stock. Sand all the parts lightly and bore $\frac{1}{4}$ -in.-dia. mounting holes in both long supports.

Assemble the rack with $\frac{5}{8}$ -in. brads and glue, as shown in the photo. Begin with the top slat $1\frac{1}{4}$ in. from the top of the end supports and flush with the top of the middle support. Using a piece of $\frac{1}{2}$ -in. scrap as a spacer, mount the rest of the slats, keeping them square with the supports. Trim the supports flush with the bottom of the last slat. Set brad heads, fill and sand smooth with 220-grit paper. Finish the rack with several coats of polyurethane.

Pot hooks are formed from $\frac{1}{8}$ -in. brass rod, available at most hardware stores, bent into S-hooks. To hang the rack, screw into wall studs, or use plastic wall anchors.



Place $\frac{1}{2}$ -in. scrap between slats for even spacing, and secure slats with glue and $\frac{5}{8}$ -in. brads. Keep slats square with the supports.



Bend $\frac{1}{8}$ -in. brass rod around a 1-in. dowel to form the large curve, and around a $\frac{1}{4}$ -in. dowel to form the small curve on pot hook.

6



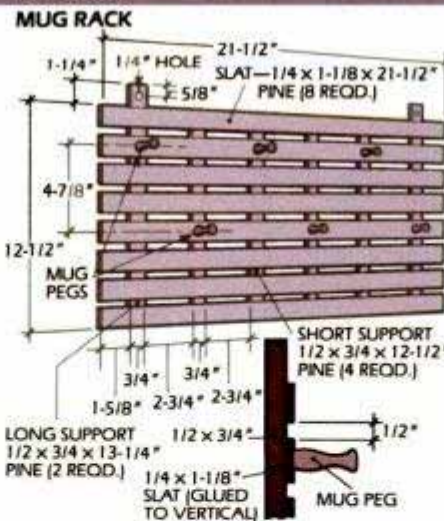
MUG RACK

This wall-mounted pine mug rack is an easy project for the first-time woodworker. The project requires minimal cutting and goes together quickly.

Cut the slats to length from pine lattice stock, and make the vertical supports using pine window trim parting stop, available at most lumberyards. Bore a $\frac{1}{4}$ -in.-dia. mounting hole in the tops of the outside support pieces. Sand the rack parts and mug pegs with 120-grit abrasive paper.


Place the supports on a flat surface. With glue and $\frac{5}{8}$ -in. brads, attach the top slat to back outside supports $1\frac{1}{4}$ in. from the top, and flush with the tops of all center supports. Make sure the slat is square to the supports before continuing. Use $\frac{1}{2}$ in.-thick scrap as a spacer and attach the rest of the slats. Make sure you don't nail where a mug peg will be located.

Mark the peg locations as shown in




the drawing, then bore $\frac{1}{2}$ -in.-dia. holes through these marks. Glue the pegs in place. You can buy mug pegs at most well-stocked lumber yards.

We finished the rack with several coats of polyurethane, sanding lightly between coats. Hang the rack by driving screws through the mounting holes and into the wall studs. If the holes don't align with studs use wall anchors to mount the rack.




Use a piece of $\frac{1}{2}$ -in.-thick scrap as a spacer and attach slats with glue and $\frac{5}{8}$ -in. brads. Set brad heads, fill and sand smooth.



Bore snug-fitting $\frac{1}{2}$ -in.-dia. peg holes, as shown in the drawing, perpendicular to the rack surface. Glue and tap pegs in place.

9 mg. "tar", 0.7 mg. nicotine av. per cigarette. FTC Report FEB. '84.




Warning: The Surgeon General Has Determined That Cigarette Smoking Is Dangerous to Your Health.

VANTAGE.
THE TASTE OF SUCCESS.

Great Taste
with Low Tar.
That's Success!



© 1984 R. J. REYNOLDS TOBACCO CO.



When John Deere builds an economy rider, only the price is stripped down.

If you want to buy an economy rider, but you don't want to settle for economy features, John Deere offers three lower-priced riding mowers with traditional John Deere quality. The 8-hp R70. The 8-hp electric-start R72. And the new electric-start R92 with a high-torque 11-hp engine.

Each comes with a set of features you won't find on competitive riders. And each is now backed by a 2-year John Deere limited warranty.

So if you want to save on a riding mower, but you don't want to sacrifice comfort, convenience, performance or reliability, take a look at the R-Series riders at your nearby John Deere dealer. Because if you can afford a riding mower, you can now afford the best.

For more information or the name of the dealer nearest you, call 800-447-9126 toll free (in Illinois, call 1-800-322-6796). Or write John Deere, Dept. 59, Moline, Illinois 61265.



Nothing Runs Like a Deere®

"90 days same as cash" when you use your John Deere credit card. Apply for yours today.

ENGLISH GARDEN FURNITURE

(Continued from page 112)

back of the armrest, and the mortise on the bottom that receives the front leg. Cut the tenon with a backsaw, as shown, and the mortise like others explained earlier. Once again, it is better to cut both a little tight, then trim to a snug fit with a chisel. Use a router with a $\frac{3}{16}$ -in. rounding-over bit to ease the edges of the armrest pieces.

Assembly

We chose a specially formulated marine epoxy for gluing this furniture together. The West System Epoxy, made by Gougeon Bros., Box X908, Bay City, Mich. 48707, was developed for boat building and is not only extremely strong, but also is waterproof and does not require clamping or extremely warm temperatures to cure. Instructions for mixing come with the product.

Since teak is, by nature, an extremely oily wood, it is necessary to remove surface oil for good glue adhesion. Immediately before gluing any joint, wipe mating parts with acetone and let dry. Begin assembly by joining the legs, stretchers, support rails and arm rests. Apply epoxy and use bar clamps to draw the joints tight. Leave the clamps on to maintain alignment even though the glue does not require them. Check each assembly for square. Let all as-

semblies dry for at least 24 hours.

With a dado blade in a table saw, plough a $\frac{3}{8} \times \frac{3}{8}$ -in. groove in one edge of each back rail to receive the back slats. Then, cut the spacers between the slats to size.

Presand all the slats and rails with 120-, followed by 220-grit sandpaper. Then, run a thin line of glue in one rail groove. Begin with a spacer at one end and alternate slats and spacers until you reach the other end. Then, glue the opposite rail and spacers into place, and check for square. Next, join the intermediate bench seat supports to the front and rear seat rails.

After the side, back and bench seat assemblies have all properly cured, proceed with the final assembly. Apply glue to the joints and slide the back assembly and front rail into their respective mortises in the side assemblies. Position the other side over their matching tenons and bring the joints tight with clamps. Check for square. **Note:** On the bench you must add an additional seat support rail, (Part K). Attach this to the rear legs with two brass screws at each end.

Next, prepare the seat slats for installation. Prebore $\frac{1}{8}$ -in.-dia. screw pilot holes in the slats first, then bore a $\frac{1}{2}$ -in.-dia. $\times \frac{3}{8}$ -in.-deep hole over each pilot hole. These will be plugged after the slats are in place. To make the plugs, use a $\frac{1}{2}$ -in.-dia. plug cutter in the

drill press. They should be cut at least $\frac{5}{8}$ in. long.

Bore matching pilot holes in the frame parts below, and attach the seat slats, as shown, beginning at the front of the chair or bench. Use $\frac{3}{4}$ -in.-thick wood scraps for alignment spacers. Glue the teak plugs in place so their grain runs parallel to that of the seat slats. After the glue has dried, cut off the plugs with a dovetail saw and pare flush with a sharp chisel.

Table construction


The techniques used in building the table are basically the same as those used for the bench and chairs. Cut the stock to size, then lay out and cut all mortises and tenons.

To assemble the table frame, begin by gluing the aprons to the legs. Then, glue the table top slats into one end rail. Glue the opposite end rail and side rails in place. Draw tight with bar clamps. Once both assemblies are cured, join with the tabletop fasteners as shown.


Because teak is an extremely oily and dense wood, it is noted for its remarkable resistance to rot. If you desire, the furniture can be left unfinished with no adverse effects and will, over time, weather to an attractive silver gray color. However, to best bring out the beauty of the wood and reveal the varied shades of grain, we applied two coats of Watco Teak oil. **PM**



Join seat slats to side supports and front rail with glue and screws. Bore pilot holes and countersink head $\frac{3}{8}$ in. deep. Use $\frac{3}{4}$ -in. spacers between slats for positioning.




Cut $\frac{1}{2}$ -in.-dia. wood plugs to cover seat slat screwheads. Glue plugs in place and once glue is dry, cut off waste with dovetail saw. Use chisel to pare plugs flush.



Cut all tenons on tabletop slats to size using dado blade in table saw. Then, cut tenon shoulders on band saw with stop block clamped in place to ensure identical cuts.



Begin assembly of tabletop by gluing top slats into one end rail. Then glue opposite end rail in place, followed by both side rails. Check assembly for square; let dry.



Mortise the tabletop fasteners into the top edges of the apron boards by boring $\frac{3}{4}$ -in.-dia. holes, $\frac{1}{8}$ in. deep. Screw each in place with a $\frac{5}{8}$ -in. No. 8 fh screw.



Turn tabletop and base upside down and center base on top. Bore screw pilot holes into rails using fasteners as guides. Attach top by screwing fasteners in place.

U-HAUL
REC VEE WORLD
SUPER SAVINGS

Now save big at your Rec Vee World with these Super Savings coupons. Find us in the White Pages under U-Haul Centers.

FREE

RV SERVICES DIRECTORY

Lists over 1200 locations coast to coast. 24-hour road service



Expires 12/31/85
More for your money at your **U-HAUL** Center

Save \$200

ON ANY RV CHEMICALS
one quart or more



Expires 12/31/85
More for your money at your **U-HAUL** Center

Save \$100

ROAD ATLAS
by Rand McNally



Expires 12/31/85
More for your money at your **U-HAUL** Center

Save \$100

FOR EACH 5 GALLONS L.P. GAS
up to 25 gallons



Expires 12/31/85
More for your money at your **U-HAUL** Center

THUNDER BOATS

(Continued from page 91)

that pass through a chamber tuned to make use of return pressure waves. These waves assist scavenging and increase the fuel charge volume.

You can't buy a Formula One engine at a dealership or even through Evinrude or Johnson. The sole agent in the United States for this exotic hardware is a company in Central Florida called Second Effort. They also are the only source of replacement parts.

You'll need more than the \$22,000 for the hardware. You'll also need certain qualifications. Before you can walk out with an engine, you'll have to prove your participation and experience in International Formula One racing.

The engine alone won't do you much good without a propeller. The props are made of stainless steel that is specially heat treated to get the molecules to interlock as tightly as possible. This process minimizes a prop blade shearing off at the hub. At 9,000+ rpm, the vibration is so violent that it can take the lower unit right off.

The boats used in Formula One racing are called tunnel boats because they actually ride on a cushion of air that is captured in a tunnel extending the full length of the hull. Walls of the tunnel are formed by two sponsons or pontoons, one on each side of the cockpit. The shape of the tunnel roof is critical in distribution of lift. The shape of the pontoons affects turning characteristics, drag and general stability.

The tunnel design has overcome one of the major barriers to 100-mph-plus speeds in outboard racing—speed stifling drag of the lower drive unit through the water. This factor prevented boats with four 100-hp engines hung



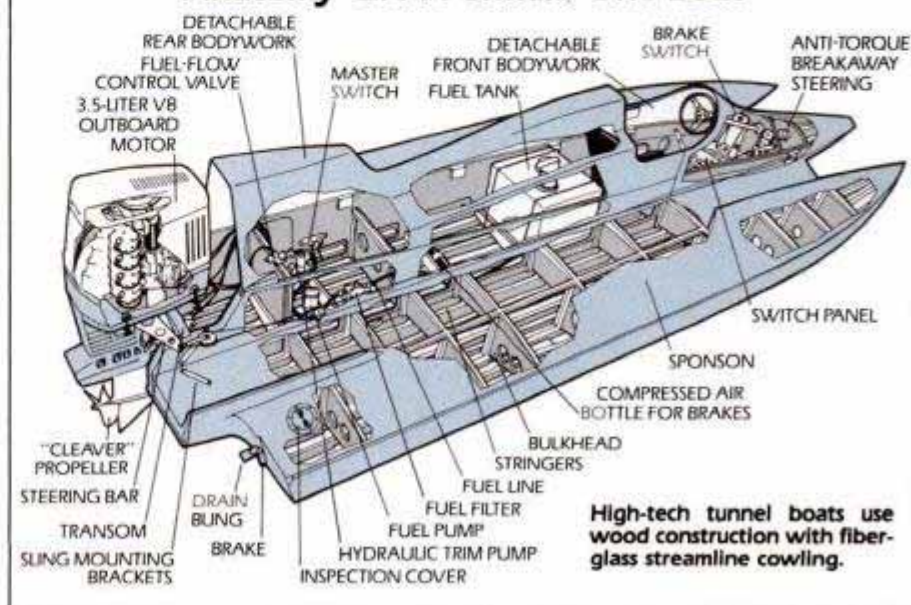
Formula One boats can whip around pylons at 90 mph with cornering forces up to 3g's—sometimes with upsetting results.

on the transom from achieving single-engine Formula One speeds—up to 150 mph in the straights. Tunnel boats lift up the lower drive unit so only half the lower unit is in the water. This gives minimum drag. The boats literally fly.

Tunnel-boat construction in this era of space age materials is of wood. Fiberglass can't stand up to the tremendous stresses imposed by racing (up to 100g's on the transom in a 90 mph turn). Wood gives the greatest strength for its weight in this application and it has the right amount of flex. Fiberglass is used for the streamlined cowling.

The boats weigh about 375 pounds and are 17- to 20-feet long. The price tag for one of these handbuilt beauties is \$16,000 to \$20,000, less engine.

Anatomy Of A Formula One Boat



High-tech tunnel boats use wood construction with fiberglass streamline cowling.

A LOT OF CAPTAINS OF INDUSTRY STARTED OUT AS SECOND LIEUTENANTS.

How can you get the experience you need to succeed in business?

These top executives started out as Army officers. Right out of college, they were given the kind of responsibility most people in civilian life work years for.

If you begin your future as an Army officer, you could further your career plans.


How do you become an Army officer? A great way to get the training you need is Army ROTC. This is a college program that will teach

you leadership and management skills, and train you to handle real challenges.

If you want to prepare for a promising future in business, begin your future as an Army officer, with Army ROTC. You too might wind up a captain of industry!

For more information, write Army ROTC, Dept. NI, P.O. Box 9000, Clifton, N.J. 07015.


**ARMY ROTC.
BE ALL YOU CAN BE.**



Rawleigh Warner, Jr., Chairman, Mobil Corp.



Walter F. Williams, President & Chief Operating Officer Bethlehem Steel Corp.



Earl G. Graves, Editor & Publisher Black Enterprise Magazine



John G. Breen, Chairman, President & CEO Sherwin-Williams Company

Blind Mortise With Mitered Tenons

Blind mortise-and-tenon joints are often used when the rail connects near the center of a leg. Blind mortise joints are stronger and sturdier than open mortises because the tenon is fully enclosed and the rail has four shoulders bearing

against the leg, not just two.

First, form the blind mortises by boring a series of overlapping holes. Clean out the mortises with a sharp chisel. Next, move to the table saw to cut the tenons on the rail ends. Make the initial cuts to establish the four shoulders of each tenon.


Then, clamp the rail upright to the

miter gauge and trim the edge cheeks. Cut the wide face cheeks using a homemade table saw tenoning jig, as shown in the photograph.

Now, round the tenon corners with a chisel to fit the mortises. Finally, miter the tenons with the saw blade tilted 45°. Cut each tenon about 1/16 in. short to create a glue pocket.




Form blind mortises by boring a series of overlapping holes. Brad-point bit keeps the bit from sliding into the adjacent hole.




Use the miter gauge to make the initial cuts to establish the four tenon shoulders. Note the stop block clamped to the saw fence.




Clamp the rail to the miter gauge to cut edge cheeks. Wood block in background is used to position the rail before clamping.



Cut face cheeks with homemade tenoning jig. Nail three boards together; middle board and fence must be same thickness.



Round the tenons with a sharp chisel to fit the blind mortises. A snug-fitting tenon is essential for a successful joint.



Blind mortise joint with mitered tenons is ready for assembly. Fully enclosed tenons create a strong, sturdy joint.

Bed Rail Fasteners

Here's a quick method for joining bed rails to bed posts using metal fasteners. The fasteners allow the bed to be knocked down, transported and reassembled easily. Fasteners are available at hardware stores and from mail order hardware companies.

Start by mortising the rail ends to accept the two-hook rail plates. Cut the mortises using a router fitted with a guide bushing and a 1/2-in. straight bit. Make a platform jig, as shown, to support the router and to provide a track for the bushing to ride in. Attach stop blocks to the jig to accurately control the mortise length.

Next, mortise the bed posts to accept the slotted post plates. Note that the post mortises are cut in two steps. First, rout the mortise that accommodates the plate. Then, make two smaller, deeper plunge cuts to accept the hooks of the rail posts. Be certain that all rail and post plates mount flush to their respective parts in order to create a tight, strong joint. **PM**



Mortise the rail ends with the aid of a platform jig. Space the plywood parts to accommodate the router's guide bushing.



Clamp the platform jig to the bed post for routing the plate mortise. Be certain that the plate mounts flush to the post surface.



Make two short, deep plunge cuts in the post mortises to accept the rail plate hooks. L-shaped guide on router controls cuts.



After routing the mortises, attach the fasteners to their respective parts. Completed bed rail is shown in the background.



Small Wonder

At last, *pocket-size* radar protection.
New PASSPORT can go with you anywhere.

Quite simply, PASSPORT is the smallest superheterodyne radar detector ever made—only $\frac{3}{4}$ " tall, $2\frac{3}{4}$ " wide, and $4\frac{1}{2}$ " long. It fits your pocket as easily as a cassette tape.


SMD Technology

This miniaturization is possible only with SMDs (Surface Mounted Devices), micro-electronics common in satellites but unprecedented in radar detectors. In fact, PASSPORT is so new the magazine testers haven't even had a chance to select their superlatives.

Press Release

When the magazines do catch up, they'll report excellent performance. More than early warning, PASSPORT also provides a precise measure of radar range. Simply turn PASSPORT on and set the volume level. At radar contact, the alert lamp lights and the variable-pulse audio begins a slow warning: "beep" for X band radar, "brap" for K band. Simultaneously a bar graph of

Hewlett-Packard LEDs shows signal strength. A photocell even adjusts the alert brightness to the light level in your car.



PASSPORT comes with a fitted leather case.

Behind the Wheel

As you get closer, the pulse quickens and the bar graph lengthens. And if you should want to defeat the audio warning during a long radar encounter, a special "mute" switch allows you to defeat the audio, yet leave PASSPORT fully armed for the next encounter. You get the complete radar picture.

Upwardly Mobile

You can take PASSPORT anywhere: on an airplane to another city, or to work for trips in the company car. Just install on dashtop or visor, then plug into your lighter. PASSPORT keeps such a low profile, it can be on duty without anyone

noticing. And PASSPORT comes complete with a visor clip, windshield mount, straight cord, coiled cord—even a leather travel case. And we back PASSPORT with a full one year limited warranty.

Order Today

Try a PASSPORT in *your* pocket. Call us toll free. When your PASSPORT arrives, take the first 30 days as a test. If you're not completely satisfied, return it and we'll refund your purchase and your mailing costs. You can't lose.

Call Toll Free 800-543-1608
In Ohio Call 800-582-2696



\$295 (OH res. add \$16.23 tax)
Pocket-Size Radar Protection

Cincinnati Microwave
Department 100-068-C03
One Microwave Plaza
Cincinnati, Ohio 45296-0100

PASSPORT™
RADAR • RECEIVER

© 1984 Cincinnati Microwave, Inc.



PASSPORT is about the size of a cassette tape.

GREAT MOVES

(Continued from page 103)

factories to be towed to their destination. The area was then drained and the buildings set and prepared for full operation within two weeks.

The trip from Japan to Brazil took three months. Each 30,000-metric-ton factory (both were about three city blocks long) was towed by a 20,000-hp Dutch supertug, with help from three standard seagoing tugs for each barge.

The concrete and steel construction had to set 15 feet above the water in calm seas. The factory barges had no rudders, so the tugs did the steering.

Around the corner

While the Jari pulp mill move ranks as the world's biggest long-distance haul on record, the transporting of the eight-story Indiana Bell headquarters one block in 1930 ranks as the granddaddy of America's major moves.

The phone company decided to erect a new headquarters in 1929. But, the existing eight-story building would also continue being used. It would be moved around the corner from its New York Street location in Indianapolis to the more prestigious Meridian Street. The 11,000-ton building was moved with such precision that it was occupied and

used during the 29-day operation.

Flexible gas, water and sewage lines were attached to the structure like umbilical chords. Electric and phone lines were given extra slack. A concrete slab was poured under the area to be traversed. Heavy timbers and railroad ties were laid in the concrete. After reinforcing the building supports, 4,000 steel rollers were placed under the steel I-beams attached to each column.

A steam engine using a pulley system supplied some of the power to pull the structure along the rollers. But, most came from 18 hand-operated jacks. On command, operators would pump six times in unison. Those six pumps would move the building about 3/8-inch. The building moved about 8 feet a day, as work crews moved ahead of support beams to place rollers in front of them.

The building was moved 52 feet, turned 90°, then moved another 100 feet to its new location. And it stood there for 33 years before it was torn down to make room for an expansion to the other headquarters building.

Moving the Shuttle

Patience is the key to moving any great object. Just as it takes 29 days to move a building around the block, it takes almost as many hours to move a giant Space Shuttle from its hangar to

the launching pad at Cape Kennedy.

A 122-foot-long Shuttle weighs about 165,000 pounds and has a wingspan of 78 feet. To take it on the 13-mile trip to the launch pad, NASA workers set the Shuttle atop a 130- by 114-foot transporter or crawler. The NASA crawler is powered by two diesel engines, each able to work up to 2,750 hp. The engines drive four 1,000-kilowatt generators that provide electric power to 16 traction motors. The entire crawler can be jacked up 6 feet.

When the Shuttle is loaded onto a crawler, the platform rises and men sitting in each of two steering cabs take control of the tracks on either side of the vehicle. It moves along at 1 mph on the way to the launch pad.

Modern block and tackle

It seems like a feat of modern engineering technology. But most of the systems involved in moving the Shuttle amount to pulleys, levers, inclined planes and ultra-modern block-and-tackle rigs.

Although the challenge is great, the machinery for great moves is hardly surprising. If there's anything new to be learned about moving great objects, it's probably buried somewhere in the Mexican jungle along with the vanished Olmec culture. **PM**

A DO-IT-YOURSELFER SHOULDN'T HAVE TO DO EVERYTHING HIMSELF



Fixing things up around the house can be pretty satisfying. Too bad finding the tools and parts you want can be so frustrating.

Well, the people at Sentry Hardware know hardware, and work with it every day. So tell them what you need and they'll help you find it.

And if you're looking for advice, our people will help with that, too.

Next time, shop Sentry. We'll do the things you shouldn't have to do yourself.

And now, come join the Sentry Silver Jubilee Sweepstakes. See your participating Sentry dealer for more information.



Where hardware isn't a sideline.

Check the Yellow Pages under Hardware for the Sentry store nearest you. Sentry Hardware Corporation, Cleveland, Ohio 44113. Merchandise shown in this advertisement is available from participating dealers only. Offer expires March 31, 1985. All Sentry dealers own their own stores. They select their merchandise and set their own prices. There may be variations in products, available quantities and prices in individual stores.

 <p>Kwikset Entry Lock (400T LIS CP) \$6.99</p>	 <p>WD-40 WD-40 9 oz. (40011) \$1.37</p>	 <p>HANSON 10 Pc. Drill Bit Set (60155) \$5.66</p>	 <p>Arrow Staple Gun Kit (T-50K) \$13.99</p>	 <p>STANLEY Utility Knife (10-299) \$1.66</p>	 <p>Lufkin 25' Power Tape (8325) \$5.77</p>
--	--	--	---	---	---

DID YOU KNOW YOU HAVE A SECOND MIND? TAP THE AWESOME POWER OF YOUR SUBCONSCIOUS THROUGH SUBLIMINAL STIMULATION™

You've read in *Time*, *Omni*, *Psychology Today*, *the Wall Street Journal* and elsewhere about the exciting success of *subliminal techniques*. Now, thanks to recent breakthroughs by leading psychologists, you can use these same innovative techniques to *improve the quality of your life*.

Maybe you want to read faster, improve your memory, increase your income, lose weight, build your self-confidence. These are just a few of the accomplishments within your reach.

The subconscious mind is a mysterious thing. We're finding out more about it every year. It's not like your conscious mind. Instead it soaks up impressions. You'll be amazed how fast the "success-mechanism" within you makes *big changes* in your life.

SUBLIMINAL TECHNIQUES ARE THE PROBLEM SOLVERS FOR THE 1980s AND BEYOND.

Subliminal Stimulation is used today in countless ways. For example, to reduce shoplifting, department stores nationwide are finding that a "hidden" message in the public-address music cuts pilferage substantially. This message repeats—over and over—such tested phrases as "I am honest; I don't steal."

Customers aren't even aware of it. Yet inventory statistics reveal a big decrease in shoplifting. In fact, in some cases by as much as 67 percent.

YOUR SUBCONSCIOUS IS YOUR ALLY. LET IT WORK MIRACLES FOR YOU AS IT IS FOR THOUSANDS TODAY.

Until recently, scientists were unable to harness the powers of the hidden mind. For years we knew it controls our destiny. But the question was: "How can we tap its strength?"

Through *constant testing* a breakthrough came. The credit goes to some of the top psychologists in this country. Their untiring efforts have enabled people of all ages, from all walks of life, to enjoy *exciting self-improvement fast*.

EVERY TAPE YOU SELECT BRINGS YOU TWO DIFFERENT KINDS OF STIMULATION.

On one side, *subliminal stimulation*. You hear waves breaking on the shoreline. But your subconscious hears more. There are *subliminally embedded messages* at work—literally hundreds. Chances are, you won't be able to hear them consciously. But your subconscious will. And, *it will obey*. Listen while you work, read, play, relax, watch TV, or even while jogging or driving your car. The sounds of the waves create a pleasant background while alone or with others.

While you go about your activities, you'll be fully awake and alert. Yet all the while your subconscious will be *listening and heeding*.

Subliminal stimulation is so new that you may not be familiar with it. If this is true, you're in store for a wonderful experience. You see, it's a *completely natural process*. A brief introduction on each tape lets you know the exact wording of the subliminal messages coming up. It's fun, exciting and totally worry-free!

At *Advanced Learning Systems* we've earned

the trust of forward-thinking people like you nationwide. Attention to quality keeps us in the forefront of the industry. We're *helping* people to lead better and more fulfilling lives, thanks to today's latest technical advances, unknown only a few years ago.

You'll get all the benefits of *subliminal stimulation*—and more. On the other side of each tape is an audible hypnotic session. You'll hear suggestions, affirmations, in a very real sense "orders to your subconscious." Yet all you do is relax. Put forth *no effort whatsoever*. You're in *full control*. Both sides provide you with an experience unlike any you've ever had before. And the results are *sensational*. In fact, these techniques are widely used by professional therapists and hospitals.

Each side inspires you and revitalizes you. So listen again and again. Very soon you'll see an *exciting change* in your life. That is why more aware people—people who want more out of life—are finding new happiness today. These *ERSP™ Subliminal Tapes* are the long-sought answer.

WHAT AREAS OF IMPROVEMENT DO YOU NEED? THESE TAPES WILL SURPRISE YOU WITH DRAMATIC RESULTS.

By *stimulating* your subconscious, you'll feel more youthful and dynamic. You'll get more out of life—because you'll be programming your subconscious to bring out all your *hidden abilities*. Instead of being satisfied with what each day brings, you'll be able to achieve more and enjoy long-held ambitions.

You'll capture opportunities so much more easily because your *inner strength*, your subconscious, will be working for you, not against you. You'll rid

yourself of childhood-acquired hangups and misconceptions about yourself. In their place will be a truly new you—a you you'll like so very much more. You'll gain more happiness, more fulfillment, and a better life than ever before!

ORDER TODAY. READ ABOUT THIS SPECIAL MONEY-SAVING OFFER:

Each *ERSP™ Subliminal Cassette Tape* sells for \$14.95. But during this *Special Introductory Offer* to *Popular Mechanics* readers, the price is only \$9.95. You save \$5.00 on each and every selection.

But here's still more good news. You get one **FREE** for every three you order! Just fill out the *No-Risk Express Order Form* and rush it back today, along with your check or money order. Or use your Visa or MasterCard. You're protected by our **FULL MONEY-BACK GUARANTEE**: We call it our "double-length" guarantee because it's good for 60 days, not 30. If you're not elated with the results the tapes bring, return them for a full prompt refund—including the \$2 shipping and handling.

© 1984 Advanced Learning Systems, Inc.

Prompt shipment guaranteed. Mail your order today! Credit card users, order



TOLL-FREE

1-800-227-3800

Extension 1146



ADVANCED LEARNING SYSTEMS, INC.
Corporate Offices: 818-992-0880

**"DOUBLE-LENGTH" 60-DAY
FULL MONEY-BACK GUARANTEE
plus Lifetime Warranty Against Defects**

NO-RISK EXPRESS ORDER FORM

Check your choices and mail today:

- | | | | |
|--------------------------------|---|--------------------------------|---|
| <input type="checkbox"/> A1102 | MEMORY IMPROVEMENT | <input type="checkbox"/> A1106 | UNLIMITED MENTAL POWER |
| <input type="checkbox"/> A1104 | PINPOINT CONCENTRATION | <input type="checkbox"/> A1316 | SELF-ESTEEM: |
| <input type="checkbox"/> A1303 | DYNAMIC SELF-CONFIDENCE:
Overcoming Shyness | <input type="checkbox"/> A1203 | Feel Good About Yourself! |
| <input type="checkbox"/> A1202 | WEIGHT LOSS | <input type="checkbox"/> A1309 | STOP SMOKING |
| <input type="checkbox"/> A1318 | INCREASE PERSONAL POWER | <input type="checkbox"/> A1105 | MAGNETIC PERSONALITY |
| <input type="checkbox"/> A1101 | READ FASTER | <input type="checkbox"/> A1507 | BETTER STUDY AND EXAMS |
| <input type="checkbox"/> A1214 | ENJOYING EXERCISE
Have Fun Getting in Shape | <input type="checkbox"/> A1504 | PROSPERITY: Financial Success |
| <input type="checkbox"/> A1310 | STRESS RELIEF | <input type="checkbox"/> A1304 | DECISIVENESS:
Stop Procrastinating! |
| <input type="checkbox"/> A1502 | SUPER SALES POWER | <input type="checkbox"/> A1320 | WINNING SELF-IMAGE |
| <input type="checkbox"/> A1509 | STOP WASTING TIME | <input type="checkbox"/> A1206 | RESTFUL SLEEP: No More Insomnia |
| <input type="checkbox"/> A1508 | SUCCESS NOW! Get Ahead Fast | <input type="checkbox"/> A1208 | SLIM THINKING |
| <input type="checkbox"/> A1211 | HEALTHY EATING:
Staying Off Junk Foods | <input type="checkbox"/> A1306 | FREE YOURSELF FROM WORRY |
| <input type="checkbox"/> A1317 | SELF-ASSERTIVENESS | <input type="checkbox"/> A1301 | HIGH-ENERGY & ENTHUSIASM |
| <input type="checkbox"/> A1402 | IMPROVING RELATIONSHIPS | <input type="checkbox"/> A1602 | RUNNING: More Endurance,
More Enjoyment |
| <input type="checkbox"/> A1302 | CREATIVE PROBLEM SOLVING | <input type="checkbox"/> A1315 | THINK POSITIVE! |
| <input type="checkbox"/> A1411 | MORE ENJOYMENT IN SEX | <input type="checkbox"/> A9001 | PANASONIC SLIMLINE
CASSETTE RECORDER \$39.95 |
| <input type="checkbox"/> A1401 | ATTRACT LOVE/Make Contact | | |

Regularly \$14.95 each. Now if you hurry, **only \$9.95 each.**
FREE BONUS CHOOSE ONE FREE FOR EVERY THREE YOU BUY

SUBTOTAL _____ NAME _____
California residents add 6 1/2% sales tax _____ ADDRESS _____
POSTAGE & HANDLING (any size order) \$2.00 CITY, STATE, ZIP _____
Outside USA—add \$1.00 per item (US funds) _____
 Cash Check MO TOTAL _____ Mail to:
 VISA MasterCard Exp. Date _____ **ADVANCED LEARNING SYSTEMS, INC.**
Card Number _____ **7236-D Owensmouth Ave., Dept. PM53**
Canoga Park, CA 91303



SAMPLE IMPORT FREE!

...and I'll tell you exactly how to turn it into big money!

CLIP COUPON, MAIL TODAY, PUT AD IN WALLET AS REMINDER OF BIG PROFITS AHEAD!



How to start your own big profit HOME IMPORT BUSINESS

MY PLAN STARTS YOU FAST...Shows you how to Buy Below Wholesale

24,221 IMPORTS

MEN—WOMEN...Turn Spare Hours or Full Time into INCOME!

B.L. MELLINGER, Famous World Trader, Internationally-known Mail Order Expert, President, Mellinger Co. "I started only a few years ago, part time, in my garage with less than \$100. Today my business empire spans the globe. It will help you succeed using my personal experience. Mail coupon for FREE REPORT."

START WITH 24,221 PRODUCTS!

Many you can buy one at a time or order in quantity. Example: one 35mm camera with hot shoe and carry case \$13.00 per or 12 for \$7.41 per. Price drops to only \$5.80 in larger quantities. New government ruling makes thousands of imports free of any duty whatsoever. You deal direct my International Traders way. Cut out greedy U.S. specialty merchandise middlemen. Really deal direct.



1000's more dazzling products you can buy DIRECT!

Confidential information on these products is currently given to I.T. members. Monthly reports change product offers to give you latest money making discoveries.

PERSONAL GUIDANCE!

I believe in giving you my personal help! Regularly I meet I.T. Members at regional closed door Seminars across the country. You will be invited to these meetings.
THE MELLINGER CO., 6100 Variel Ave., Dept. T2253 Woodland Hills, CA 91367-3779



MICRO LIGHT AIRCRAFT
 3 hrs control. 30 mph at 100 lbs. Shows diversity of import opportunities.



RECONDITIONED CARS AND TRUCKS
 Toyota, Nissan, Isuzu, Mitsubishi. Reconditioned to perform like new. Mass giant profits shipping to Africa, South America, Caribbean Islands, England etc.



MINI COATS
 Many styles below wholesale.



GRAND FATHER CLOCKS
 Old world workmanship from Italy & Germany.



SEXY FUN WEAR
 Existing lingerie in new wet and stretchy fabric and black leather. From Milano, Italy, England. Buy below wholesale.

DISCOVER PROFITS OF IMPORT! My Home Mail Order Import Business Plan guides you every step... it is based totally on my personal success. Shows how to deal direct and cut out costly middlemen... so you keep all the profits! I do the "hard work" for you... by traveling the world to find dazzling "first time offered" new imports. The actual sample I will send you Free is typical of my import discoveries. You can pick and choose from more than 24,000 products. Deal in one product or 1000's. Buy below wholesale.

YOU CAN START IMMEDIATELY. I arrange free membership in exclusive International Traders organization... instantly puts you in direct contact with suppliers abroad. I show how to operate anywhere. Age no barrier. Ideal for spare time husband/wife or retirement business. My report, "How to Import and Export" tells how to do it. No obligation. No salesman will call. Certificate brings your free gift sample import and everything else.



FREE CATALOGS!
 Now! Quick Double Profits
 As a Member of International Traders you also get free catalogs of specialty merchandise to order at rock-bottom prices from big U.S. Warehouse. Products subject availability, price fluctuation.

This Certificate Good for ONE SAMPLE IMPORT - FREE

B. L. Mellinger/The Mellinger Co.
 6100 Variel Ave., Dept. T2253
 Woodland Hills, CA 91367-3779

Send FREE REPORT, "How to Import and Export"... also actual Free Sample Import. Everything you send me is mine to keep without obligation. Show me how I can start a profitable home business of my own.

Name _____ Age _____
 Address _____
 City _____
 State _____ Zip _____

IMPORTANT!
 Your initials must appear below to qualify for Free Sample Import. Because of high cost and limited supply, I hereby agree to limit my request to one, and one ONLY, Free Sample Import. I have not previously requested this Free sample. I am over 18 years of age.
 Initial here _____

NEW GEAR FOR FIREFIGHTERS

(Continued from page 89)

either because a spill has happened and the truck that caused it has left the scene, or because the labs involved just don't know what leaked."

Tofu factory fumes

On a recent call at a tofu factory in Los Angeles, the Hazmat team responded to a report of noxious fumes. A restaurant next to the plant that manufactures Japanese delicacies had complaints from patrons and workers about a strong chemical smell and burning sensation to their skin and eyes. Hazmat traced the odor to the tofu factory, but the owner had no idea what could have caused it.

"We took a sample of the factory's air in our Hazcat kit," Conti explains. "It's a series of tubes that lead to an electronic analyzer. It doesn't tell you exactly which chemical is involved, but it puts the chemicals in the air into categories like solvent or peroxide or some other general heading."

Once the general substance is determined, the Hazmat team hits the books, checking for all the common denominators that will identify the chemical involved. Then the air is swept again with another analyzer that identifies the chemical precisely.

"In this case, it turned out to be a Chinese herb the factory was cooking," Conti notes. "It had a high sulfur content." The tofu factory was shut down and the owner changed the ventilating system to prevent further problems.

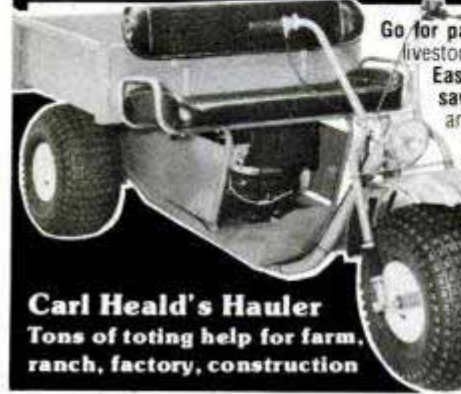
Chemical fires and spills are only half the battle for today's firefighters. The other half is fire in any building constructed within the last 20 years. Plastic building and finishing materials, which pose no threat under ordinary circumstances, become extremely dangerous under fire. Put 700° flames into a modern office and the PVC conduit behind the walls begins to vaporize and give off a hydrogen chloride gas. When inhaled, the gas turns to hydrochloric acid. It can burn—or even destroy—lung tissue. Other glasses and plastics are highly carcinogenic at high temperatures. Exposure to them even for an hour may cause tumors to form in humans.

"Fires are getting hotter and there are more chemicals involved than ever before," says Jim Gauerke, vice president of Fyrepel Products of Newark, Ohio. His company is one of the main suppliers of high-tech suits that make firefighters look like men from outer space. There are about 20 different firefighting suits on the market today to handle specific fire situations.

Most of them break down into two classes: proximity uniforms and approach suits. On the cover of this issue,

(Please turn to page 136)

More hauling ability for less money when you build Carl Heald's 1/4-ton Hauler.



Go for parts or tools; Change combine shifts; check fields, livestock or warehouse; supervise crews; haul feed or seed. **Easy-to-build semi-kit, (6-8 hours assembly time) can save you up to \$1000.** Avoid mass production faults and cut maintenance. **Hauler features a 16 H.P., opposed twin cylinder or an 11 H.P., 4-cycle, Synchro-Balanced Briggs & Stratton electric start engine, forward and reverse gears and automatic transmission. Front shocks, double seat, wide tires smooth the ride. Dumping bed measures 44 1/2"x40"x11". Hydraulic disc brakes with parking brake standard. 4-wheel models with cab also available. For FREE brochure call or write: TOLL FREE 1-800-253-1030, in Michigan call 616/849-3400.**
Carl Heald, Inc. Dept. NGE
 P.O. Box 1148, Benton Harbor, Michigan 49022

Carl Heald's Hauler
 Tons of toting help for farm, ranch, factory, construction

Spend \$105,000 for the real thing.



Or save a bundle and build this Lamborghini Countach 1:12 scale model all by yourself.

"This is a bad boy's car, and everybody knows it."

That's what *Car and Driver* magazine said about the Lamborghini Countach after they tested it. They likened its effect on passersby to the looks you'd get if you walked down Fifth Avenue with Pia Zadora, were she all dressed up in about eight yards of Saran Wrap.

The Countach is an outrageous car. A shocking car. An angry car for automotive extremists for whom too much is never quite enough. It is, as *Car and Driver* summed up, "the flat-out farthest-out car on the market."

Build this "Dream Machine" and Discover a Fascinating New Hobby.

No special skills are needed to build this 15-inch exotic GT—plans and instructions are complete and easy to follow. Nearly 300 multi-colored, chromed, and metalized parts assure incredible detail. Even the ignition wires are true to scale and the metal coil spring suspension really works! You get a lug wrench to change your wheels, and the tires are real rubber. Doors, trunk, and hood are operational. Headlights pop open and shut. And the sealed beams and rear lights—light! (Although you'll have to supply your own batteries.)

An Everything-You-Need Special Offer

To turn you on to car modeling we've put together an offer that's as hi-revving as the car itself. With our Lamborghini Countach Kit we're going to include a Testor Plastic Model Finishing Kit (No. 9160) that contains cement, contour putty, brushes, a hobby knife, precision gluing tips, sanding films, 11 (count 'em) bottles of flat enamel paint, a bottle of thinner, drop cloth, and a mixing storage tray—the works! We'll even throw in a can of Italian racing red spray body paint! And, best of all, a 64-page book called "Building Plastic Models" that will show you how to build like a pro. Your

price for everything—the kit, paints, materials and book, just \$49.95—less than a tune up for the wheels you're driving now! (And a savings of over \$16 if you were to buy everything separately.)

To order your Lamborghini Countach kit plus Testor Model Finishing Center and book, just fill out and mail the coupon below. Or, for fastest service on credit card orders, call

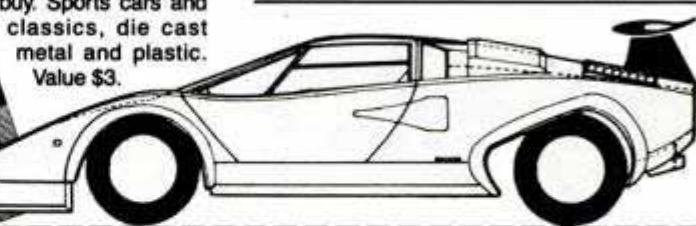

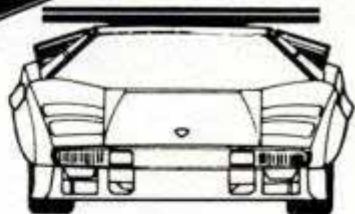
800-228-2028 ext. 36,
24 hours/day.

In Nebraska, call 800-642-8300, ext. 36.

MODEL EXPO, INC.

23 Just Road, Fairfield, N.J. 07007.

EXTRA BONUS! Free with your order! Full color, 48-page catalog of other kits you can build, or collectible models you can buy. Sports cars and classics, die cast metal and plastic. Value \$3.



Mail to:

MODEL EXPO, INC.

23 Just Road, Fairfield, N.J. 07007

YES! Please send me the Lamborghini Countach Kit (No. OT-3107TM) plus Testor Plastic Model Finishing Center, all for just \$49.95.

My check or money order is enclosed. (Please add 10% per order for postage and handling. N.J. residents must add 6% sales tax.)

Charge my credit card:

MasterCard Visa American Express

Account No. _____

Exp. Date _____

Signature _____

Name _____

Address _____

City _____

State _____

Zip _____

Dept. PM-35

YOU TAKE NO RISK. IF NOT COMPLETELY SATISFIED RETURN WITHIN 30 DAYS FOR FULL REFUND.

Curtis Puts the Own Back Into Homeownership NOW!



Do you have the desire for a new home...but not the dollars to afford it? Check these Curtis credit features:

- Special credit arrangements for lot owners
- Quality materials and features
- Use our plans, your plans, or best of both
- Your lot may not have to be fully paid for

Curtis does the hardest job. Our carpenters erect the exterior of your home. Then you complete it with our step-by-step guidance.

With Curtis you can stop waiting...if you are willing to start completing your home now!

Send coupon or call. No obligation.

There's a representative near you!
Call Toll Free 1-800-228-2323
or (612) 542-4300

Curtis Homes

AMERICA'S CUSTOM HOME BUILDER

Send me your FREE Homes Catalog
CURTIS HOMES, DEPT. PM-1
2201 Florida Ave. So., Minneapolis, MN 55426

Name _____
Address _____
City _____ State _____
Zip _____ Phone () _____
 Enclosed is \$1.00 for priority handling.

Save Time! Save Money! Mill Supply
Sells Over 1,000 Different Top Quality

STEEL REPLACEMENT PANELS

To Repair Rust or Collision Damage
on Many American Cars, Pick-up
Trucks and Vans and Most Imports



96-Page MILL U.S. Car,
Truck and Van Catalog **\$300**

Lists sheet metal parts available for most popular U.S. cars, vans and pick-ups. Tools and body shop accessories also are included. (\$4.00 Canada, U.S. funds)

Send check or money order, allow 3 weeks for delivery. VISA or Mastercard accepted ON PARTS ORDERS ONLY.

Free Information Send self-addressed, stamped long envelope for free information on any ONE American or import car, truck or van.



Dept. PM-503

Mill Supply

3241 Superior Avenue • Cleveland, OH 44114
Phone (216) 241-5072

NEW GEAR FOR FIREFIGHTERS

(Continued from page 134)

the firefighter in the middle is wearing an aluminized glass proximity suit that allows him to just about walk through flames. The men on either side of him are wearing approach suits, designed to let a firefighter stand for long periods in front of a blaze putting out 2,000° of radiant heat.

Radiant heat is like the energy produced by the Sun. If you can get out of its path, it won't affect you. The proximity suit in the middle is also designed to take 500° ambient heat. That's the heat carried in the air, the kind you can't duck away from. A good proximity suit also lets a firefighter touch extremely hot objects without getting scalded.

The silver on the suit, really an aluminized glass fiber, reflects 90 percent of radiant heat. And the gold/mylar visor reflects 100 percent of the radiant heat.

That takes care of the outside of the suit. The insides vary with the duty involved. Many high-tech firefighting suits are positive pressure. They use an air bottle to create slightly more pressure inside the suit than the outside air. This is the first step toward keeping hazardous chemicals away from a firefighter's body.

All Hazmat units, and some traditional firefighting battalions, are arming their people with three different suits, each made of a specialized material and each worn by itself or under an approach or proximity suit, with very different uses. Viton suits are highly resistant to a class of chemicals called PCBs. But they have no resistance to acetone and several other chemicals. Butyl suits, while they provide no protection against PCBs, do block out acetone and a range of substances irritating to the skin and lungs. Polyvinylchloride (PVC) suits protect the firefighter from a range of chemicals the other two types can't handle, but they can't be used in extremely high ambient heat.

Lifesaving tools

The special hazards of current-day fires have also brought special tools. One of the most important is the Hurst Model 32 Spreader. The giant spreader, also called the Jaws of Life, can exert up to 32,000 pounds of force to pry open stuck industrial doors or act as a huge monkey wrench capable of opening or closing stuck valves. Stuck valves led to explosions and deaths at a dozen oil refinery and chemical plant fires in the decade before the new tools.

While Hazmat is the newest way to fight specialized fires, several other techniques are rapidly changing the profession. The Los Angeles Fire Department is leading the way in the area of waterfront fires.

"We have 28 miles of waterfront," says Donald Manning, chief engineer with the L.A. Fire Department. "About 40 percent of the Los Angeles harbor is creosoted wood wharfing. Once those wharfs get going, it's almost impossible to stop."

Los Angeles firefighters hit the waterfront three ways to bring most dock fires under control within three hours. A fireboat hits the dock from the water, standard units hit it from the street and a special scuba diving unit attacks the blaze from under the dock.

The L.A. divers use a special hose dock. The dock is floated under a burning wharf and shoots a stream of water upward to put out flames at the heart of a fire fed by creosote. The dock, which was designed by members of the L.A. Fire Department, is made of very dense Styrofoam covered with glass cloth and resins.

"It combines the strongest part of the fireboat with the strongest ability of the divers," explains Chief Gene Schmitz, whose jurisdiction includes the harbor. The fireboat, he explains, can pump harbor water at a fast enough rate to put out any blaze. But it can't get in close enough to a smoke-enshrouded wharf fire.

The divers hook up a hose to the fireboat's output nozzle and run the line to the bottom of the Styrofoam dock. They connect it to a pipe that runs to the water surface and an upward-pointing nozzle that fires a stream of water straight up. A team of divers pulls the dock along the water from the fireboat to under the burning wharf, then water is streamed upward. This cuts down on smoke and breaks up the blaze.

Camera cuts through smoke

Fires near water—on ships, oil platforms and waterfronts—are usually covered with very dense smoke. A British firm, English Electrical Valve (EEV), has come to the rescue with its new Thermal Imaging Camera.

The original camera, introduced in America in 1983, weighed just under 9 pounds. Its infrared sensors allow firemen to look through a viewfinder and see the source of the flames through smoke. If anyone is trapped in the fire, the rescuers can also see through the smoke to find him quickly. The camera leads firefighters to the source of a blaze to help them put it out faster.

The newest model EEV camera, introduced in America early this year, weighs under 5 pounds and has a handle for easier use. It also can be connected to a video cassette recorder so the blaze can be filmed in progress. That gives fire marshals a firsthand glimpse of the inside of the blaze in progress, something that is expected to lead to better arson investigations.

(Please turn to page 138)



The Trane Elite Plus gas furnace. Your family budget's best friend.

Trane's new high efficiency gas furnace can significantly reduce your home's fuel use.

We don't have to tell you how hard it is to keep to a budget these days. But we can offer help. With the Trane Elite Plus—a superb fuel economizer that can keep your home heating costs down.

The efficiency you need.

The Elite Plus comes in five sizes to match every home's heating need. They have efficiency ratings from 90% to 95%. Which means that almost all of the gas an Elite Plus burns is translated directly into usable heat.

Energy savings means cash savings.

If your present furnace is ten or more years old, chances are its efficiency is only around 60% to 65%. Replacing it with a new Trane Elite Plus can make a big difference in your fuel consumption. And, even if your furnace is less than ten years old, it may pay you to replace it with a fuel-saving Elite Plus now instead of later.

Annual heating costs with 65% efficient conventional gas furnace (Example ranges)	\$800	\$1000	\$1200
What you can save per year with 93% efficient Elite Plus	\$240	\$300	\$360

These figures are for comparison purposes only. Your actual savings will depend on where you live, your home's construction and local utility rates. Read the important energy cost and efficiency information available from your dealer before purchasing.

Easy to install, with or without a chimney

The Elite Plus fits in the space of your old furnace and

connects easily to existing ductwork. All furnaces require venting, but this high efficiency furnace can be vented through a side wall without need for a chimney or roof vent. And people with electric resistance forced air heat should evaluate changing to this high efficiency gas furnace.

Gas heat—your best buy.

No other fuel combines the cleanliness, efficiency and economy of natural gas. And the fuel-saving Elite Plus makes natural gas an even better value.

What's more, the energy-saving performance of the Elite Plus is backed by a limited 20-year warranty

Talk to an expert.

Your Trane dealer's professional analysis of your home's heating needs will determine exactly which Elite Plus model will give you the most comfort with the greatest savings.

To find the Trane dealer nearest you, look in your local Yellow Pages. Or call, toll-free, 1-800-322-1616. You'll make a friend you can count on.



50 Million people take comfort in it™



Gas. America's best energy value.

© 1985 American Gas Association

More people come home to the warmth and comfort of natural gas. America's Number One heating fuel.

You can own this

Tough,
American-
Made



**HEALD
GROUNDHOG
Rear Tine
TILLER**

for only
\$599⁹⁵

when you build it yourself from a **KIT By HEALD.**
Also available assembled through dealers.

For **FREE** brochure with complete details, contact:
Carl Heald, Inc. Dept. NGE P.O. Box 1148
Benton Harbor, MI 49022-1148
1-800/253-1030 (In Michigan 616-849-3400)

FREE!!!

**1985 Catalog of tools for
the Hobbyist**

- Miniature lathes
- Milling/Drilling machines
- Jig & circular saws
- Styrofoam cutter
- and more!



Write Today! **hobby products co.**
Dept PM P.O. Box 07846 Columbus OH 43207
Phone: 614/445-9621

NEW GEAR FOR FIREFIGHTERS

(Continued from page 136)

About 90 percent of all the firefighters in America are volunteers. Can they stay abreast of the burgeoning technologies? "Yes. In fact, I think we're on the leading edge," says Chief Robert Lincoln of the Nassau County Fire Service Academy, where firefighters from suburban New York, Connecticut and New Jersey are trained.

Late last year, Lincoln's staff and members of the Alert Engine Co. No. 2 of Rockville Center, N.Y., tried on the latest proximity and approach suits just coming on the market. Lincoln says volunteers are eager to pick up new pieces of equipment and new firefighting techniques.

His words are echoed by L.A.'s Chief Schmitz. All 24 divers, and most other firefighters on his force, are also volunteers in their own communities. "Firefighting," he notes, "is a life work. We take home our work."

Future firefighting

The future of firefighting technology is practically at hand already. The major area still just barely explored is the skyscraper fire. Several pieces of equipment are just coming into use in an effort to revolutionize that firefighting arena. Three West German cities have installed a new "towering inferno" exit system on new office buildings. The system, made by the Wahlefeld Co., uses the motors and cables of automatic window-washing equipment to run a 2,200-pound rescue gondola from the roof to the ground in an office building fire (see *Safe Exit From A Towering Inferno*, page 156, Apr. '84). Several companies are working on super ladders to reach upper stories.

GCI Inc. of Canada, which makes industrial cranes, recently introduced a 140-foot tower ladder that carries a firefighting and rescue platform at the top. A pump relay system lets firefighters carry a hose to the top of the tower and shoot water at 1,000 gallons per minute. The ladder packs down to 65 feet for trips to and from its station. It is effective in open areas like office parks. A more compact version is in the planning stages.

Several chemical companies are working on fire retardants that can be sprayed on hot plastic to keep toxic fumes from spreading outward. And the software for Hazmat computers is constantly being upgraded.

"I couldn't say this 20 years ago," L.A.'s Schmitz notes, "but today, we're very confident that we can stop any fire that starts in this harbor before it can spread." Confidence. Along with Hazmat, you can put that word in the new firefighter's dictionary. **PM**

Which gas shock do you need?

"I'm looking for road control."



KYB's Gas-a-just is the shock you need. Its patented high-pressure construction provides the extra pressure that adds up to unsurpassed road control. No wonder Gas-a-just is America's best-selling monotube gas shock.

"Me? I want riding comfort."



KYB's 2-tube gas is the shock for you. Its low-pressure gas construction and patented valving result in riding comfort you can feel and at a price you won't. Comfort and value—a great combination.



Only KYB offers a choice in gas shocks. So, for the right gas shock for you...

LOOK TO KYB®

Pioneers in gas shock technology

KYB Corporation of America
901 Oak Creek Drive, Lombard, Illinois 60148

**FOR
INSULATION**



**FOR
CEILING
TILE
OR
1001**



**DO-IT-YOURSELF HOME
FIX-IT FASTENING JOBS**

**THERE IS NO BETTER TOOL
THAN THE**

ARROW®

**T-50
STAPLE
GUN**



**SHOOTS A STAPLE WHEREVER YOU'D
DRIVE A NAIL! FASTER! CHEAPER! BETTER!**

**Made in
America
to the
Highest
Standards
of Quality
and
Excellence.**

**SEND FOR
FREE HOW-TO
BROCHURE**
containing
application tips
and money-saving
ideas for home
fix-it fastening
uses of heavy-
duty staple gun.



**Available at All Leading Hardware, Home Center
and Discount Department Stores Everywhere.**

ARROW FASTENER COMPANY, INC.

271 Mayhill Street, Saddle Brook, N. J. 07662

In Canada: 6505 Metropolitan Blvd. East, Montreal H1P 1X9 Quebec

HITCH-FREE HOOK-UPS *(Continued from page 62)*

quarters here, so get the smallest tip you can find for your soldering iron.

A second method uses individually inserted pins for D-type connectors, using either a friction fit for the wire or a barrel crimp. Connectors of this type come from AMP, which also markets a special crimping tool for \$40. Some careful use of less-costly long-nose pliers will do almost as well. With this type of connector, you buy an empty connector shell and loose pins. You create your own D-type connector by filling in just those holes that you need with crimp-type pins. AMP sells this as a complete kit with pins, one male and one female connector and a single shell. You might need two of these kits to make a cable.

PM's IBM connection

The last discrete method, and PM's favorite, uses another AMP connector with double V-shaped contacts for each wire. You also need a special tool—a "T-Handle" wire insertion tool (about \$4)—to press the wire firmly into those V slots (but used carefully, a small-bladed screwdriver will do the job just about as well). As with the vise-clamp technique, this connector requires no wire stripping; the pressure of insertion is all that is needed to shove the insulation back from the wire just where the contact is made. It's a really painless method of doing discrete wiring.

To make our IBM parallel connection, use a vise-type squeeze conductor for the male D-type that plugs into the computer. At the other end, you'll need one of the AMP T-Handle male Centronics connectors, since the cable set has some odd wiring changes. The wiring diagram in this article shows which wires go where.

Note that pins 1 through 14 run to the same pin numbers (not to the same pin locations) on both connectors. It's when you get to pin 15 that the wiring sequence begins to change to a more complicated procedure.

When buying these AMP connectors, check the V-notch size. There's a color-code dot in the middle of the connector's backside, which you may be able to see through the plastic polybag. You want yellow for working with 28-gauge ribbon cable. Other color codes are designed for larger wire diameters and just won't work at all with most sizes of ribbon cables.

Begin by peeling all 25 wires from each other for a space of about 2½ inches from the end that's going into the discrete connector. A piece of plastic tape around the ribbon 2½ inches from the end will keep the wires from peeling too far. Start each peel with a small nip from a pair of diagonal cutters. Pull each wire straight down (perpendicular to) the flat ribbon; do not pull wires apart sideways. This will give you good peeling action and keep each conductor's insulation intact.

Remember that when working with ribbon wires, the first one (red stripe) will be coming from pin 1 on the D-type connector; the next wire will be coming from pin 14, then pin 2, then pin 15, then pin 3 and so on. Although the discrete connector is designed for a round, plastic-jacketed multiwire cable, you can tape the ends of the individual ribbon wires you've pulled apart so they will fit nicely.

The following computer supply mail-order houses list do-it-yourself connectors and cabling. Write for a free catalog or phone in your order.

■ BJW Sales Inc. 15 Stearns Rd., East Brunswick, N.J. 08816.

■ Global Computer Supplies, 9138 Hemlock Dr. Hempstead, N.Y. 11550; 800-645-6393, in N.Y. 516-292-3400.

■ Misco, One Misco Plaza, Holmdel, N.J. 07733; 800-631-2227, in N.J. 201-946-3500.

The first company, BJW Sales, provides a complete kit (\$25 postpaid) for making the IBM parallel connector cable diagrammed here.

PM

URGENT


SAFETY WARNING TO LP GAS USERS

PLEASE READ CAREFULLY THE TWO FOLLOWING NOTICES:

NOTICE—If your LP gas heating system has this Honeywell control knob stuck down in the "on" position, there is danger of explosion or fire. Call toll free 1-800-328-8194. (In Minnesota call 1-800-722-0033). Free replacement will be made. Check now.

NOTICE—LP gas water heater: To prevent fire or explosion from damaged knobs on the Honeywell V5130 water heater control we have instituted a free knob replacement program. Contact your LP gas distributor and ask him for your replacement knob. Applies only to valves in U.S.A.

If you have an LP Gas Furnace or Heater



Model V8280A shown here. Other models look different but all will have a similar metal knob.

be approximately 1/8" space between the bottom of the knob and the top of the control surface (figure A). That's the normal operating position. But if there is less space, the knob may be stuck down in the "on" position (figure B). This damaged valve could allow raw gas to flow into your house. Explosion or fire could result.

What to look for.

The gas valve, usually located at the front of the LP furnace or heater, has the Honeywell name stamped on the control surface. On top of the gas control is the control knob. If the control has a metal knob (not plastic) marked "off-pilot-on" as shown in the photo, then follow these procedures to check for danger.

Check for danger.

When the knob is in the "ON" position there should

If the knob is stuck down in "ON" position



immediately call Honeywell at 1-800-328-8194. (In Minnesota call 1-800-722-0033). Honeywell will arrange with a serviceman to replace those damaged units free.

Preventing problems: The gas control on your heating appliance is a SAFETY DEVICE. Improper use or repair of the gas control can cause explosion or fire resulting in death, personal injury or property damage.

NEVER remove the control knob or operate the control without a knob!
NEVER jam the knob of your gas control DOWN!
NEVER use tools on the knob!
NEVER attempt to repair the gas control yourself!
NEVER disassemble the gas control!

Use only your hand to operate the gas control knob. If the knob does not turn easily by hand, if you have trouble keeping the pilot lit, if the knob shows any sign of damage, or if the control is otherwise difficult to operate, CONTACT A QUALIFIED SERVICE TECHNICIAN.

If you have an LP gas water heater

with a Honeywell V5130 gas control, your LP gas supplier will replace the knob without charge on that water heater control to prevent fire and explosion accidents caused by jamming of the knob. Ask him for a replacement knob. In addition to the V5130 control with the "Honeywell" name plate, some controls have "Montgomery Ward", "Ward Signature", "State", "Sentry", "Jackson" or "J.C. Penney" name plates.



Model V5130 LP gas water heater control with plastic knob.

SAFETY IS EVERYONE'S CONCERN.

Honeywell's gas controls are carefully designed and manufactured products that will provide years of safe and dependable service if properly used and serviced. Improper use and servicing can result in explosion or fire. Accidents have occurred involving controls in which the safety features have been overridden.

For your own and your family's safety, please check your appliance now.

If you have any questions about safety on any other Honeywell gas control, write to:

Honeywell Consumer Affairs
LP Gas Notice
1885 Douglas Drive
Golden Valley, MN 55422

Thank you.

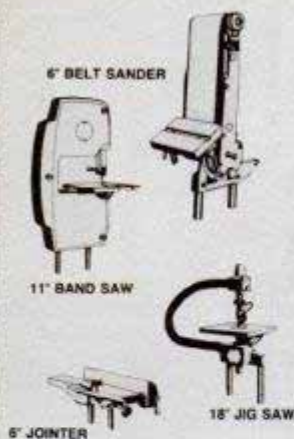
Honeywell

THE 5 MOST IMPORTANT WOODWORKING OPERATIONS . . . IN ONE COMPACT MACHINE


- 1 • 34"
- 2 • 10"
- 3 • 11-3/4"
- 4 • 16-1/2"
- 5 •

LATHE
TABLE SAW
DISC SANDER
VERTICAL DRILL
PRESS
HORIZONTAL
DRILL PRESS

Presenting The New
CENTURY 21 WOODMASTER



These special accessories
also fit similar machines



VERY IMPORTANT

The only machine built with
A. ALL CAST IRON TABLES
B. HEAVY DUTY DESIGN
C. 1 1/2 HP MOTOR DEVELOPS 3 HP.
D. BUILT AS AN INDUSTRIAL MACHINE
E. 5 YEARS LIMITED GUARANTEE

ONE PLACE FOR ALL YOUR NEEDS.

MAIL NOW!!!

VISA MASTERCARD MONEY ORDER

PLANT

MASTER WOODCRAFT CO.
(A Republic-Lagun Group)
800 SPRUCE LAKE DRIVE • P.O. BOX 669
HARBOR CITY (Los Angeles), CA 90710

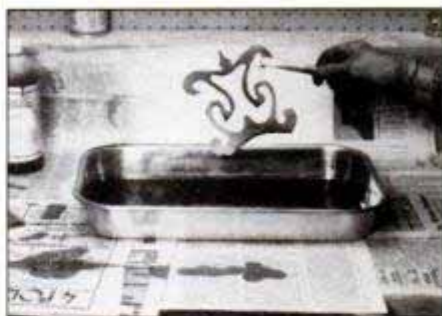
Toll Free (1-800) 421-2467
In California (213) 549-0761

Dealership Available

YOUR NAME _____ PRINT
ADDRESS _____
CITY _____ STATE _____ ZIP _____
PHONE () _____ BEST TIME TO CALL _____

WOOD-SCULPTURE CLOCK

(Continued from page 109)



Parts are stained by dipping them into a tray of aniline dye. The alcohol in the stain can break down the glue, so parts must be dried quickly after dipping.



Final assembly of the prefinished parts, although complex, is not difficult. Exploded views in the instruction manual clearly show how each piece is assembled.

accuracy, each part is packed in its own individual plastic bag. As you sand each part, you return it to its own bag to keep out moisture, and thus maintain dimensional stability.

Ordinary finishes such as lacquer or varnish will render the clock useless, since they produce too much friction. Instead, a special penetrating oil finish completely saturates the wood parts and serves as a lifetime lubricant.

The wood parts are cut from rock maple plywood, which is extremely difficult to sand. So you'll need plenty of time and patience to do a good job.

Aniline dye stain is used for finishing. The parts are dipped to achieve uniform coverage and to avoid lap marks. When dry, they are given about 10 coats of penetrating oil. The oil contains petroleum distillates and should be applied at temperatures above 70° F. in a ventilated area.

The manual gives detailed instructions for the final assembly and adjustment of all parts. The movement may be wall-mounted as is, or in an appropriate ready-made clock case.

The kit is available from Kassner Woodcraft Inc., Box 73, Rolla, Mo. 65401. The price is \$450 plus \$40 for the mounting brackets.

—John Capotosto

For other clock kit suppliers, see Handsome Clocks From Kits, page 104, Feb. '85.

FREE

CATALOG



Earn extra income! Make beautiful gifts! Enjoy a fun and rewarding hobby!

Our free 72 page catalog contains hundreds of items all at the lowest prices ever! We offer a wide range of quality products including:

- Clockmaking and repair components
- Furniture and clock kits • Music movements
- Wood toy parts and plans • Lamp parts
- Forstner cutting bits • Unique finished clocks
- ... and much, much more!

Name _____
Address _____
City, State, Zip _____

KLOCKIT DEPT. PM35
P.O. BOX 542
LAKE GENEVA, WI 53147
1-800-KLOCKIT

Get in on the profits in a MONEY MAKING BUSINESS of your own!

You too can own your own highly profitable money-making business. It's easier than you think. We have guided thousands of men into their own successful carpet cleaning, wall washing and upholstery cleaning businesses. Most started in their spare time. — many went full time

when profits exceeded their full time jobs. No experience necessary. Everything you need to build your own growing lifetime business is included. You'll be pleasantly surprised how easy it is to **BE YOUR OWN BOSS**. Just mail this coupon for your **FREE FACT KIT**. No obligation . . . No salesman will call.



SEND FOR
**FREE
Fact Kit**

RUSH COUPON TODAY

Since 1935
Von Schrader Company, Dept. 1035
1600 Junction Ave., Racine, WI 53403
Please send me your **FREE FACT KIT** showing how easy it is to own my own Von Schrader business. No obligation. No salesman will call.

Print Name _____
Address _____
City _____ State _____ Zip _____

Know your car inside and out.

Your car can run better, last longer and get better gas mileage.

Know how to fix it . . . to tune it . . . to keep it running right. The TOTAL SERVICE MANUAL for your car will show you how to do everything from a minor adjustment to a major repair.

TOTAL SERVICE MANUALS are digests of official

factory workshop manuals. Each one is carefully rewritten for use by the do-it-yourself car owner. Clear and easy to follow, yet complete and detailed enough even for professional use. You get all the important information plus hundreds of the best pictures, diagrams, and specifications.



TOTAL SERVICE MANUALS

CREDIT CARD ORDERS CALL 516 676-8043

- 1713 Alfa Romeo 62-78 Giulia, Spider, plus \$12.95
- 9641 Alfa Romeo 73-80 all GT, GTV, & sedans \$12.95
- 0048 Alliance 83 all models plus Fuego \$11.95
- 1244 AMC 70-83 all Gremlin, Sprint, Hornet, Concord \$12.95
- 8194 AMC 70-82 AMX, Eagle, Matador, Pacer, + \$11.95
- 0991 Arrow 76-80 covers all models \$12.95
- 0919 Aspen 76-80 for all 6 & V8 models \$11.95
- 7122 Audi 100 70-77 all models inc 100LS \$12.95
- 1229 Audi 4000 80-82 all sedan & coupe \$12.95
- 9699 Audi 5000 77-83 factory shop manual \$39.95
- 0726 Audi Fox 73-79 covers all models \$12.95
- 0379 Barracuda 65-72 all 6 & V8 inc Cuda \$11.95
- 1042 BMW 2002 59-77 all inc 160s, no CS \$12.95
- 9813 BMW 320i 75-82 covers all models \$12.95
- 8195 BMW 528i, 530i 75-80 for all models \$12.95



- 9760 BMW 2500, 2800, 3.0 all models, no CS \$12.95
- 0504 Bronco 66-81 all 2 & 4 whl dr mdls \$11.95
- 8692 Bronco II 84 all 2 & 4 whl dr mdls \$11.95
- 6308 Buick 66-76 Electra, LeSabre, Wildcat \$12.95
- 8473 Buick 77-83 Electra, LeSabre, Estate \$11.95
- 8082 Buick 74-80 Century, Regal inc Turbo \$12.95
- 8459 Buick 81-83 Century, Regal rear whl dr \$11.95
- 9851 Buick 82-83 Skyhawk & Cal Cameron \$12.95
- 0727 Cadillac 68-74 all except El Dorado \$12.95
- 6016 Cadillac 75-84 all full size models \$11.95
- 8678 Camaro 67-81 all 6 & V8 models \$12.95
- 1262 Camaro 82-84 covers all models \$12.95
- 9557 Capri 70-76 all 2000, 2600, 2800 mdls \$12.95
- 9386 Capri 79-83 all engines & models \$12.95
- 9851 Cavalier 82-83 all + Pontiac J-2000 \$12.95

- 8465 Celebrity 82-83 all + Ford Century \$11.95
- 0379 Challenger 70-72 all 6 & V8 models \$11.95
- 9462 Challenger 78-83 all inc Sapporo \$12.95
- 8331 Charger 67-70 for all inc 500 & R/T \$11.95
- 1001 Chevrolet 64-69 for all inc Malibu \$12.95
- 8469 Chevrolet 70-83 + Malibu, Monte Carlo \$12.95
- 0838 Chevrolet 76-84 all + Pontiac 11000 \$12.95
- 1038 Chevrolet 29-40 all 6-cyl models \$22.95
- 0888 Chevrolet 49-54 reprint factory manual \$22.95
- 1001 Chevrolet 55-64 Bel Air, Bison, Impala \$12.95
- 0919 Chev 69-81 Bel Air, Bison, Capric, Impala \$12.95
- 8187 Chev II 62-68 all 4, 6 & V8 models \$11.95
- 0779 Chev LUV 72-82 all 2 & 4whl-diesel \$12.95
- 8464 Chev 82-83 5-10 pick-up & GMC 5-15 \$12.95
- 8848 Chev 83 5-10, 5-15 Blazer & Jimmy \$9.95
- 8114 Chev 67-82 pick-up, subcomp, Blazer, GMC \$12.95
- 1652 Chev 67-83 vans all models + GMC \$12.95
- 0020 Chrysler 74-79 factory manl, gvw year \$23.95
- 9148 Citation 80-83 all mdls + Buick Skylark \$12.95

FUEL SYSTEMS

- 0706 Bypass Ford Emission Controls 73-77 \$15.95
- 8474 Bypass Emission Controls 71-77 \$14.95
- 9976 Carb Basics, Irishish, reprint all U.S. \$8.95
- 0882 Carter Carburetors, all 4-bbl models \$10.95
- 8534 Holley Carburetors, all 4-bbl models \$10.95
- 9411 Holley Carburetors, all 2 & 4-bbls \$9.95
- 9652 Rochester Carbs, all 1, 2 & 4-bbls \$9.95
- 9423 Stromberg CD Carburetors all thru 76 \$9.50
- 6354 SU Carburetors all models thru 76 \$9.50
- 1511 Weber Carburetors all models thru 79 \$9.50

- 3759 Bosch Electronic Fuel Inj. thru 77 \$10.95
- 8773 Electric Fuel Inj. Man. all sys to 83 \$29.50
- 9110 Turbochargers, best on the subject \$12.95
- 0791 Fuels & Lubricants, gas, diesel & oils \$6.25
- 8872 Propane Conversion of Cars, Trucks, RVs \$9.95

BOATS & MOTORCYCLES

- 8506 Chrysler OB 66-81 3.5-20 hp \$9.95
- 8507 Chrysler OB 66-82 25-140 hp \$9.95
- 8508 Evinrude OB 65-81 all 1.5 to 35 hp \$9.95
- 8509 Evinrude OB 65-82 all 40 to 140 hp \$9.95
- 8510 Johnson OB 65-81 all 1.5 to 35 hp \$9.95
- 8511 Johnson OB 65-82 all 40 to 140 hp \$9.95
- 8512 Mercury OB 64-82 all 4 to 40 hp \$9.95
- 1217 Mercury OB 64-82 all 50 to 200 hp \$9.95
- 8186 Stern Dive, repair, OMC, Merc. Vets \$22.95
- 1085 Mercruiser Stern OMC shop manual 64-83 \$29.95
- 0929 Motorcycle Man 68-81 all JAPN & U.S. \$24.95

TV, HOME REPAIR, ETC.

- 8024 All About Home Satellite TV \$13.50
- 9959 Beginner's Guide to TV Repair, 224 pgs \$9.25
- 0533 TV Field & Bench Servicer's Handbook \$9.95
- 0450 Television Electronics, theory & service \$29.95
- 0530 Television Electronics, the best \$24.95
- 0809 Service Home Video Cassette Recorder \$11.95
- 0396 Videocassette Recorders Handbook \$10.25
- 8023 Home Video Equipment, all sys & compnt \$9.95
- 3752 Master Handbook of Telephones \$12.50
- 0568 Electrical Appliances, repair all \$12.95
- 7133 Repair Your Own 35mm Camera all SLR \$10.25
- 1268 Sewing Machine Repair, 308 pages \$9.25
- 9804 Typewriter Repair, manual & electric \$12.50
- 8724 Locks & Locksmithing, 392 pages info \$15.50
- 9791 Oil Burners, install, service, repair \$16.95
- 9426 Electrical Wiring, house, barn, garage, + \$15.95
- 9447 Home Electricity from Wind, Water, Sun \$8.25
- 9525 Machving Fundamentals, 512 pages \$25.95
- 8397 Cast Small Metal & Rubber Parts \$7.25
- 8231 Welding Guidelines, gas & electric \$9.95
- 1652 General Carpentry const wood houses \$24.95
- 9419 Small Engine Service man. under 15 cid \$12.95
- 0557 Chain Saw Service Manual 24 top makes \$9.95

- 9588 Citroen ID, DS 67-75 all DS19, 20, 21 \$12.95
- 8732 Cor & Champ 78-83 front whl drive \$12.95
- 8212 Corvair 71-75 covers all models \$11.95
- 8032 Corvair 60-69 all models inc turbo \$11.95
- 0478 Corvette 57-65 all 283 & 327 models \$12.95
- 9481 Corvette 66-82 all engines & models \$12.95
- 9585 Corvette 84 factory shop manual \$26.95
- 1756 Cricket 70-73 all + Holman Avenger \$12.95
- 8188 Dart & Demon 68-76 covers all models \$11.95
- 9592 Datsun 2000X 80-82 \$12.95
- 8065 Datsun 1200 8210 71-78 all models \$12.95
- 8783 Datsun 210 79-82 for all models \$12.95
- 8127 Datsun 240Z, 260Z, 280Z 70-78 all mdls \$12.95
- 9152 Datsun 280Zx 79-82 all inc turbo \$12.95
- 1657 Datsun 310 76-81 all models + F-10 \$12.95
- 9583 Datsun 510, 610, 710 68-77 all models \$12.95
- 0392 Datsun Nissan Sentra 82-83 all mdls \$12.95
- 7138 Datsun/Nissan Stanza 82-83 all mdls \$12.95
- 9297 Datsun 70-81 pick-up all 2-whl dr \$12.95
- 0925 Datsun 80-82 pick-up 720 2 & 4 whl dr \$12.95
- 0871 Dodge 68-77 all Monaco, Pinará mdls \$11.95
- 8066 Dodge Aries 81 83 for all models \$12.95
- 1259 Dodge Omni 78 84 all + 024, Chrg. Rmg \$12.95
- 0953 Dodge 67-84 pick-up all 4-whl dr mdls \$11.95
- 1298 Dodge 71-82 pick-up all 2-whl dr mdls \$12.95
- 2497 Dodge 79-81 D-50 pick-up plus Arrow \$11.95
- 8203 Dodge 67-70 vans to 1 ton + Plymouth \$11.95
- 6070 Dodge 71-93 vans to 1 ton + Plymouth \$12.95
- 0861 Dodge Caravan 84-85 + Plymouth Voyager \$11.95
- 8192 Duster 70-76 all models inc Scamp \$11.95
- 9688 Escort 81-82 all mdls inc EXP \$12.95
- 8189 Fairlane 62-70 for all models \$11.95
- 8366 Fairmont 75-83 for all models \$12.95



- 9776 Fiat 124 67-82 all, Spider, 2000, turbo \$12.95
- 9446 Fiat 72R 72-79 all mdls + SL, Rally \$12.95
- 8196 Fiat 131 75-80 all 1.8 & 2.0 engs \$12.95
- 0309 Fiat 61 91-82 covers all models \$12.95
- 6022 Fiat Strada 79-80 all models \$12.95
- 1073 Fiesta 78-80 covers all models \$12.95
- 0675 Firebird 67-69 covers all models \$12.95
- 6309 Firebird 70-81 all V8 mdls + TransAm \$12.95
- 1262 Firebird 82-84 covers all models \$12.95
- 9611 Ford 71-82 Elite, LTD II, Reprint, Torit \$11.95
- 0872 Ford 68-83 Custom, Galaxie, LTD, XL + \$11.95
- 9368 Ford Courier 72-82 covers all models \$12.95
- 8205 Ford 63-68 pick-up 2 & 4 whl dr + \$11.95
- 0451 Ford 69-83 pick-up 2-whl F-100 + diesel \$12.95
- 8458 Ford 73-79 pick-up 2 & 4 whl F-100 \$12.95
- 9322 Ford Ranger 83 all 4-cyl, 2 & 4 whl dr \$12.95
- 8204 Ford 61-68 vans all to 1 ton \$11.95
- 0453 Ford 69-83 vans, w/ 6 & 8 cyl mdls \$12.95

BOOKS BY CAR MAKE

- 8094 Barracuda/Challenger Source Book \$12.95
- 9534 Buick Power Manual, using the V6 \$8.95
- 0774 Buick Muscle Cars 65-70 road tests, more \$11.95
- 9409 Chev Small-Block, How to Retard \$7.95
- 8125 Chev Small-Block, How to Retard \$7.95
- 8421 Chev Racing Engine 2, prep small block \$7.95
- 1243 Chev Small-Block, Racing the 152 p \$10.95
- 9795 Chev Performance, from small block \$10.95
- 1601 Chev Big-Block, How to Retard \$7.95
- 9938 Chev Big-Block, How to Retard \$9.95
- 8301 Chev Heavy Duty Parts Book \$5.00
- 0830 Chev Super Sports 61-76 info on all \$14.95
- 0487 Chevrolet SS: A Source Book, factory info \$12.95
- 3725 Building the V6, Vega, step-by-step \$7.95
- 8060 Corvette Repair: NOS Parts Book, 53-82 \$8.95
- 0949 Corvette Restor: Source Book 53-67 \$21.95
- 8683 Datsun, How to Retard & Race 510-28 QZ \$12.95
- 0794 Firebird Source Book, factory info \$15.95
- 1725 Firebird, Trans-Am High-Perf Book \$8.95
- 0946 Ford Small-Block, tuning & rebuilding \$9.95
- 8494 Ford Big-Block, How to Retard 160 p \$9.95
- 9497 Ford V8, How to rebuild your \$9.95
- 8195 Ford Performance from all V8 engines \$10.95
- 1076 Fearsome Fords 59-73 tech data, pics \$14.95
- 9498 Ford, Rebuild your OHC 4-cyl Pinto \$9.95
- 7115 How to keep your Honda alive 73-82 \$14.00
- 0930 Mazda RX 7 road tests, tech data, plus \$8.95
- 8384 Mopar Small-Block, How to Retard \$9.95
- 8736 Mopar Suspension Tuning \$10.95
- 8307 Mopar Performance, hi-perf eng bldg \$10.95
- 8532 Mopar Connection engine modifications \$15.00
- 8095 Nova SS: A Source Book, factory info, pics \$12.95
- 8144 Olds 4-4-2: Source Book factory info \$12.95
- 9963 Opel GT, road tests, tech data, plus \$11.95
- 0758 Muscle Pontiacs, all hi-perf mdls 55-85 \$8.95
- 9955 Pontiac Racer Hi-perf from 60s, 70s \$19.95
- 6012 GTQ Source Book, factory info & hist \$12.95
- 8054 Big "Little GTQ" Book, 64-74 mdls \$14.95
- 6351 Porsche Buyer's Guide, 210 illus \$13.95
- 0877 Porsche 911-912 source book, factory info \$12.95
- 9551 Small Tractors 65-81, 8-30 hp, 960 pgs \$19.95
- 9301 Allis-Chalmers B, C, CA, G, RC, WC, WD, WF \$10.95
- 8822 Ford 2N, 8N, 9N \$10.95
- 8490 Ford 501, 600, 1,900, 1, 1801, 2000 \$10.95
- 1028 I-H A, B, C, H, M, MFA, 4, 6, W8R, 9 \$10.95
- 8518 John Deere A, B, D, G, H, M, MT \$10.95
- 1020 Massey-Ferguson TE20, TO20, TO30 \$10.95
- 8755 Riding Lawnmower Serv. all pop makes \$9.95
- 9770 Lawnmowers, push-type all 2 & 4 cyl eng \$9.95
- 9147 Excavator Operation, all earthmoving \$9.95
- 9807 Heavy Equip Repair, earthmoving \$19.95
- 8658 Large Air Cooled Eng. 15 cid & up \$9.95

LAWNMOWERS & TRACTORS

- 8848 Honda Accord 76-82 covers all models \$12.95
- 9787 Honda Prelude 69-82 \$12.95
- 8694 Honda Civic 73-83 covers all models \$12.95
- 1259 Horizon 78-84 all + TC3, Turumo, Scamp \$12.95
- 8565 Intermahl 62-80 wagon, pick-up, Scout \$12.95
- 8206 Intri Scout 67-73 800 A, B, 81 mdls \$11.95
- 1043 Jaguar E-Type 61-72 all b-cyl models \$12.95
- 9399 Jaguar XJ6 68-79 for all models \$12.95
- 9617 Jaguar XJ12 72-80 all inc XJS \$12.95
- 9769 Jeep Willys 46-65 sta wagon & pick-up \$21.95
- 8207 Jeep 66-84 Cherokee, Wagoneer, Commo \$11.95
- 9805 Jeep Wagoneer J-series w/230 chg eng \$19.95
- 8155 Jeep CJ 67-83 all CJ-5, 6, 7 models \$12.95
- 0596 Lancia Beta 76-80 sedan, coupe & HPE \$12.95
- 1254 Landrover 59-77 2, 2A, 3, 3, 3, 3, 3, 3 \$12.95
- 0481 Maverick 69-71 all 6-cyl models \$11.95
- 7221 Maverick 72-77 all models + Comet \$11.95
- 1550 Mazda GLC 77-82 rear whl drive mdls \$12.95
- 0812 Mazda GLC 81-84 front whl drive mdls \$12.95
- 0444 Mazda RX 7-78 includes RX4 & Cosmo \$11.95
- 9941 Mazda RX7 79-83 covers all models \$12.95
- 8105 Mazda 626 79-81 covers all models \$12.95
- 0593 Mazda 808, 818 72-78 covers all mdls \$12.95
- 9485 Mazda 72-82 pick-ups 8-1600, 8-1800 \$12.95
- 1746 Mercedes 220 59-65 for all models \$12.95
- 8197 Mercedes 65-68 1900, 2000, 2200, 250 + \$11.95



- 9485 Mercedes 250, 280 68-72 all plus 230 \$12.95
- 0730 Mercedes 280 77-81, 6-cyl, E & CE models \$12.95
- 0416 Mercedes 68-73 220, 300 + diesel mdls \$11.95
- 8308 Mercedes 350, 450 71-80 for all mdls \$12.95
- 8439 Mercedes 74-84 230, 240, 280, 300, del + \$11.95
- 9688 Mercury Lynx 81-82 all mdls inc LN7 \$12.95
- 1098 MG Midget 68-80 all + Sprite 58-71 \$12.95
- 6038 MG 56-62 covers all models \$12.95
- 1720 MG, MGBGT 62-81 roadster, coupe mdls \$12.95
- 0917 Mini 59-78 all mdls inc Mini-Cooper \$12.95
- 0884 Monza, Chev 75-80 + Astra, Strife, Skyline \$11.95
- 0479 Mustang V8 65-73 covers all models \$12.95
- 8272 Mustang II 74-78 all 4 & V8 mdls \$12.95
- 9386 Mustang 79-83 all engines & models \$12.95
- 0951 Nova 71-79 covers all models \$12.95
- 6308 Oldsmobile 68-76 all 88, 98 models \$12.95
- 7107 Olds Cutlass 70-84 rear whl dr mdls \$12.95
- 8465 Olds Cutlass Sierra 82-83 + Pont 6000 \$11.95
- 9851 Olds Firenza 82 all mdls + Pont J2000 \$12.95
- 9148 Olds Omega 80-83 all + Pont Phoenix \$12.95
- 8273 Olds 66-75 all GT, 4-door, Marita, 1900 \$12.95
- 7124 Peugeot 504 68-79 all gas eng models \$12.95
- 0711 Peugeot 504 Diesel 74-80 all mdls \$12.95
- 0883 Pinto 70-80 all mdls + Mercury Bobcat \$12.95


CHASSIS & BODY REPAIR

- 8478 Customizing Cars, inside & out \$12.95
- 3720 Auto Body Repair, Tech Training manl \$22.95
- 1659 Auto Body Repair, The Fundamentals \$14.95
- 8712 Metal Fabricator's Handbook, custom \$9.95
- 5104 Auto Body Repairing & Reclaiming, best \$14.95
- 0745 Auto Collision Work, vocat'l train manual \$19.95
- 0827 Automotive Refinishing, for the pro \$8.95
- 8470 Fiberglass Repair & Construction \$11.50
- 8106 Glass Fiber Auto Body Construction \$6.95
- 0906 Old Car Value Guide, 1900-69 all \$9.95
- 9780 Auto Restoration Guide, very complete \$17.95
- 9995 Auto Interior Restoration, for any car \$7.25
- 8364 How to Restore Car Interiors \$14.95
- 8903 How to Restore Paintwork \$14.95
- 8912 How to Restore Fiberglass Bodywork \$14.95
- 1223 Bunkers, Steering & Suspension 76-83 \$14.95

TUNING & REBUILDING

- 9671 Basic Car Maintenance & Repair \$4.95
- 9622 How to Tune Your Car, for U.S. cars \$7.95
- 7110 Weekend Mechanic's Handbook, excellent \$12.95
- 8152 Bob On-Performance, what you can buy \$10.95
- 0813 V-6 Performance, how to get maximum \$10.95
- 1146 Performance with Economy, realistic \$10.95
- 9877 Smokey Yunick's Power Secrets \$12.95
- 1766 Engine Power Book, hi-perf eng bldg \$8.95
- 5117 Design & Tuning Competition Engines \$14.95
- 8491 Practical Engine Swapping \$7.95
- 6316 Sports Car & Competition Driving \$9.95
- 9010 Bob Bondurant on High Speed Driving \$11.95

- 0874 Plymouth 66-76 Fury, VP, Gran, Suburban \$11.95
- 8066 Plymouth Reliant 81-83 all models \$12.95
- 0851 Pontiac 66-76 Bonneville, Catalina, GP + \$12.95
- 8710 Pontiac 74-84 LeMans, GTQ, GP, GrandAm + \$11.95
- 1108 Pontiac Fiero 84 factory shop manual \$27.95
- 0489 Pontiac Tempest 68-73 + GTD, LeMans \$11.95
- 9535 Porsche 911 65-82 inc E, S, SC & T \$12.95
- 9834 Porsche 914 70-76 all inc 914 6 \$12.95
- 0993 Porsche 924 76-82 all 4-cyl Turbo \$12.95
- 8008 Porsche 928 78-81 also covers 924 \$11.95
- 0372 Renault LeCar 75-83 covers all mdls \$12.95
- 9429 Renault 12 69-79 for all models \$12.95
- 0645 Renault 15, 17 73-79 all except T1 \$12.95
- 0506 Renault 18 78-81 all inc GTL, GTS, LS \$12.95
- 0750 SAAB 99 69-79 covers all models \$12.95
- 9613 SAAB 900 79-83 all mdls inc Turbo \$12.95
- 8058 Subaru 72-82 all 1300, 1800, BR, MPV \$12.95
- 8584 Subaru 80-83 all mdls, 2 & 4 whl dr \$12.95
- 8896 Sunbeam Alpine, 260 Tiger, Rapier mdls \$10.95
- 8189 Torino 68-75 all inc Elite, Rancho \$11.95
- 0829 Toyota Celica 71-81 all except Supra \$12.95
- 9002 Toyota Celica 82-83 all except Supra \$12.95
- 9812 Toyota Corolla 66-83 all inc 5-speed \$12.95
- 7132 Toyota Corolla 70-82 all 4-cyl models \$12.95
- 8198 Toyota Cressida 78-82 all models \$12.95
- 0923 Toyota Starlet 81 covers all models \$12.95
- 0576 Toyota Supra 79-81 covers all models \$12.95
- 0901 Toyota Terio 80-82 for all models \$12.95
- 8534 Toyota Land Cruiser 68-82 all mdls \$12.95
- 8124 Toyota pick-up 79-83, gas, 2 & 4 whl dr \$12.95
- 1200 Triumph Spitfire 62-81 all models \$12.95
- 1015 Triumph TR6, TR6 67-76 all inc TR250 \$12.95
- 8693 Triumph TR7 75-81 for all models \$12.95
- 8192 Vauxhall 68-76 all inc Scamio, Signette \$11.95
- 0513 Volvo 70-77 all mdls except Cosworth \$12.95
- 8019 Volvo 76-80 covers all models \$11.95
- 1227 VW Beetle 54-67 for all models \$12.95
- 0140 VW Beetle 68-77 for all models \$12.95
- 8300 VW Rabbit 75-83 gas & diesel mdls \$12.95
- 8294 VW Scirocco 75-83 all models \$12.95
- 8383 VW Jetta 80-81 gas engine models \$12.95
- 1125 VW Van 61-79 all transporter mdls \$12.95
- 9626 VW Vanagon 80-82 for all models \$12.95



- 9582 VW Type 3 62-73 squareback, fastback \$12.95
- 9778 VW 411, 412 68-74 covers all models \$12.95
- 8748 VW Dasher 74-81 covers all models \$12.95
- 1754 Volvo 142, 144, 145 66-74 all models \$12.95
- 9558 Volvo 164 68-75 for all models \$12.95
- 3729 Volvo 242, 244, 245 75-83 all models \$12.95
- 8311 Volvo 264, 265 75-80 for all models \$12.95

GENERAL REPAIR

- 0850 Chilton Auto Repair 78-85, all U.S. cars \$20.95
- 0932 Chilton Auto Repair 72-79, all U.S. cars \$22.95
- 7137 Chilton Auto Repair 64-71, all U.S. cars \$22.95
- 1763 Chilton Auto Repair 54-63 all U.S. cars \$22.95
- 8091 Chilton Import Car Repair 76-83 all makes \$20.95
- 1251 Chilton Truck Repair 77-84 all to 2' ton \$20.95
- 8561 Chilton Truck Repair 61-71 all 4 & med \$22.95
- 0858 Motor Truck Repair 70-81 heavy trucks \$24.95
- 2526 Engine Repair & Rebuilding, 300 pages \$14.95
- 7128 Convert your Car, Van, Pickup to diesel \$8.25
- 1260 Diesel Repair Man. all cars & trks \$19.95
- 0667 Diesel Fundamentals, Service, Repair \$19.95
- 9838 Diesel & High Comp. Engng, vocat. textbook \$22.95
- 9320 Automatic Trans 67-79 adjust all U.S. \$14.95
- 1749 Automatic Trans 74-80 repair all U.S. \$14.95
- 0632 Auto Power Trains, hnd man trans, dthnt \$16.95
- 8174 Clutch & Flywheel Rebuild Manual, 184 pgs \$9.95
- 9658 Auto Mechanic, civil serv, 3rd guide \$7.95
- 1557 Auto Mechanic's Fundamentals, textbook \$25.95
- 0492 Auto Repairs & Procs, flat rate 74-79 \$9.95

chrome, removed the climate-control system and deleted the electric rear-view mirrors and leather seats. The result is a \$19,000 "stripper."

On the other hand, the conventional Volvo chassis is superb. The turbocharged 2.3-liter Four towed the 740 to fourth at the dragstrip, just a tick behind the leaders, while the highly developed suspension breezed through the slalom faster than any of the others

in this group. The skidpad performance was right near the front as well, though the 740 did fall down in braking, slithering into eighth place. Despite its good performance at the track, the 740 Turbo feels old-fashioned. The four-speed shifter with its electrically engaged overdrive is no substitute for a good five-speed. To us, the door-stop styling of the new Volvo body is losing out to the aero look.

Saab Turbo

New this year is a double-overhead cam, four-valves-per-cylinder head to extract even more power from the venerable 2-liter turbocharged Four. In addition, Saab is offering an aero package for the three-door hatchback that adds plastic side moldings, an air dam and fancy three-spoke alloy wheels to the basic Turbo. The aero package also

(Please turn to page 146)

IMPORTED SPORTS SEDANS—SPECIFICATIONS AND DIMENSIONS

CAR	VEHICLE TYPE*	BASE PRICE	PRICE AS TESTED	ENGINE	TRANSMISSION	WHEELBASE (in.)	LENGTH (in.)	WEIGHT (lbs.)
Audi 5000S Turbo	5-passenger, 4-door sedan	\$22,705	\$22,705	sohc 2.1 inline-5 turbo	3-speed automatic	105.8	188.7	2,700
BMW 325e	5-passenger, 2-door sedan	\$20,970	\$22,000	sohc 2.7 inline-6	5-speed manual	102.8	173.0	2,700
Mercedes-Benz 190E 2.3	5-passenger, 4-door sedan	\$23,160	\$24,445	sohc 2.3 inline-4	5-speed manual	104.9	175.0	2,700
Merkur XR4Ti	5-passenger, 3-door hatchback	\$16,503	\$18,412	sohc 2.3 inline-4 turbo	5-speed manual	102.7	178.4	2,900
Nissan Maxima	5-passenger, 4-door sedan	\$13,499	\$13,694	sohc 3.0V6	5-speed manual	100.4	181.7	3,060
Peugeot 505 Turbo	5-passenger, 4-door sedan	\$18,150	\$18,825	sohc 2.2 inline-4 turbo	5-speed manual	107.9	186.7	3,200
Saab Turbo	5-passenger, 3-door hatchback	\$18,150	\$21,395	dohc 2.0 inline-4 turbo	5-speed manual	99.4	187.6	2,800
Volvo 740 Turbo	5-passenger, 4-door sedan	\$19,045	\$20,140	sohc 2.3 inline-4 turbo	4-speed manual plus overdrive	109.1	188.0	3,000

*Audi 5000S Turbo, Nissan Maxima and Saab Turbo are front-engine, front-drive; all others are front-engine, rear-drive.

\$1000 A Month With Just A Hack Saw!

© Philip E. Brancato Sr. 1982

Yes, you can make \$1000 a month and more with just a hack saw in your spare time.

Will I Get Rich?

No, you will not get rich, but you can make over \$1000 a month in your spare time and have a ball doing it.

I tried all those "Get Rich" gimmicks that are advertised, that never tell you anything until you've sent them your \$25, and then you find out their gimmicks were not for you. Well, I've tried them all and I'm still not rich.

All I ever wanted was something I could do in my spare time with my hands, make a little money and enjoy myself and not have to buy \$3000 worth of tools or merchandise to do it.

Believe It Or Not

I found the most enjoyable and profitable business working with my hands and the only tools I use are a hack saw and measuring tape. The really nice thing about it is any man, woman or ten-year-old can do it.

What Do I Do?

I make beautiful indoor/outdoor P.V.C. pipe furniture. Such as chairs, lounges, tables, swings, and all kinds of baby furniture out of P.V.C. pipe; even birdhouses and feeders. P.V.C. pipe furniture is the hottest selling furniture on the market today, because it is unique and beautiful and will not rot or rust and it will virtually last a life time.

Profit Unbelievable!

The fantastic part of this business is the profit.



Just go look at some of this furniture in the stores and see some of the unbelievable prices it is selling for.

A chaise lounge that costs \$62.25 in material and three

hours of work is selling for over \$189 in the stores. I can sell my chaise lounge for anything I think my labor is worth.

Where can you buy the P.V.C. Pipe?

You can buy the P.V.C. pipe from any local hardware store to start. Plus I will supply you with the name and address of one of the largest manufacturers of pipe, fitting, cushions, and table tops who will sell to you at wholesale prices and you do not have to buy a minimum amount. You can buy one cushion or 50 plus I will supply you with my shop manual and six detailed shop drawings with pictures and measurements of six different designs.

Do you need my shop drawings?

No, you don't need my shop drawings unless you want to save hundreds of hours of trial and error work and thousands of dollars that I had to spend before I finally

found the right design and measurements and tricks to the manufacturing of P.V.C. pipe furniture. I only wish that when I started, I could have bought these shop drawings and I would have gladly paid \$100 for just one of them.

I will pay you!

Yes, I will pay you \$25 for any unique design shop drawing that I can use in my collection and workshop manual.

How do you start?

1) Decide if you like to work with your hands to create things and want to make money.

2) Can you afford \$12.00 for my shop manual and six drawings.

3) Send me your name and address along with your check for \$12.00 to:

Philip E. Brancato Sr.
P. O. Box 237 P-11
Riverview, Florida 33569
(813) 677-6948

Please allow about two weeks for delivery.



HOW-TO BOOK CLUB


The Best Source for Quality, Service, and Value!

Practical Projects . . . Exciting Ideas . . . and Time- and Money-Saving Tools for Homeowners, Hobbyists, and Do-It-Yourselfers!

Select 5 Books for Only \$2⁹⁵



Join Now, Get a Shop Apron FREE!




1297 List \$17.95



1409 List \$15.95




1122 List \$17.95



1530 List \$15.50 (paper)



1520 List \$13.50 (paper)



1658 List \$18.95



1687 List \$15.95



1128 List \$8.95 (paper)



1675 List \$17.95



1244 List \$14.50 (paper)



1348 List \$16.95



2112 List \$16.95




1554 List \$17.95



1537 List \$16.95



1587 List \$13.95 (paper)



1648 List \$16.95



1460 List \$18.95



1681 List \$15.95



1547 List \$11.50 (paper)



1598 List \$16.95



1484 List \$14.95 (paper)



1515 List \$24.95



1574 List \$19.95



1423 List \$10.95 (paper)



1463 List \$13.95 (paper)



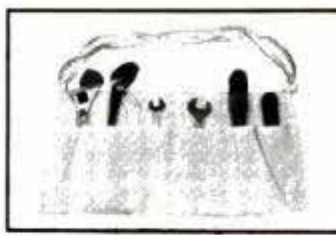
1825 List \$15.95



1375 List \$9.95 (paper)



1626 List \$24.95



FREE Shop Apron

7 very good reasons to join the How-To Book Club

- **Big Savings.** Save 20% to 75% on books sure to increase your how-to know-how
- **No-Risk Guarantee.** All books returnable within 10 days without obligation
- **Club News Bulletins.** All about current selections—mains, alternates, extras—plus bonus offers. Comes 13 times a year with hundreds of up-to-the-minute titles to pick from
- **Automatic Order.** Do nothing and the Main selection will be shipped automatically! But . . . if you want an Alternate selection—or no books at all—we'll follow the instructions you give on the reply form provided with every News Bulletin
- **Bonus Books.** Immediately get a Dividend Certificate with every book purchased and qualify for big discounts of 60% to 80%
- **Extra Bonuses.** Take advantage of added-value promotions, plus special discounts
- **Exceptional Quality.** All books are first-rate publisher's editions selected by our Editorial Board and filled with useful up-to-the-minute information



HOW-TO BOOK CLUB

P.O. Box 8, Blue Ridge Summit, PA 17214

Please accept my membership in the How-To Book Club and send the 5 volumes circled below, plus, my FREE shop apron billing me \$2.95 plus shipping and handling charges. If not satisfied, I may return the books within ten days without obligation and have my membership canceled. I agree to purchase 4 or more books at reduced Club prices (plus shipping/handling) during the next 12 months, and may resign any time thereafter.

1122 1128 1244 1297 1348 1375 1409 1423 1460
 1463 1484 1515 1520 1530 1537 1547 1554 1574 1587
 1598 1626 1648 1658 1675 1681 1687 1825 2112

Name _____ Phone _____

Address _____

City _____

State _____ Zip _____

Valid for new members only. Foreign applicants will receive ordering instructions. Canada must remit in U.S. currency. This order subject to acceptance by the How-To Book Club.

PM-385

includes a leather interior, sunroof and various other bits.

Our \$21,000 test car had every possible option, but it was still outclassed by the similar but much less expensive Merkur XR4Ti. And the reasons are simple: a quirky interior in an old body, rubbery shifter and nose-heavy handling. It takes a lot of effort to drive the Saab fast. It feels like the chassis has reached the limit of how much power can be pumped into it.

Peugeot 505 Turbo

Pininfarina bodywork is timeless and elegant, but the bolt-on rear spoiler is out of character. The interior is strange but pleasant, and the leather bucket seats are cozy. Dash layout is straightforward, but the ergonomics are atrocious. Unlabelled levers poke out at you from awkward angles, the steering wheel tips away like that of a bus, the doors are so heavy that it's like opening a safe from the inside and the shift lever feels like it has a hinge in the middle.

But, the Peugeot is a surprisingly competent sports sedan. The smooth 2.2-liter Four turboed through the quarter-mile second fastest. The Peugeot was also right in the front rank in our handling and braking tests. For such an attractive and comfortable car, the performance is uncanny.

Audi 5000S Turbo

Our Audi test car was slow and flabby, with steering and handling described as "ponderous." At high speeds, there is a lot of pitch and yaw motion on rough roads, and there's considerable body lean in hard cornering. A good "all day on the turnpike" car, not a back-road tosser.

All in all, our group found the 5000S Turbo too big, too heavy, too numb—a sports sedan for old folks.

Mercedes-Benz 190E 2.3

There were two big surprises in this road test. One was the Merkur, a dark horse that came out of nowhere to win over our hearts. The other was the Mercedes. One tester wrote, "A real disappointment . . . always thought I'd buy a Mercedes if I won the lottery, but I just can't get excited about this car."

There's certainly nothing wrong with the 190E 2.3, but it's somehow, well, flat. At the track it was near the bottom in every test, despite the breathtaking \$23,160 price. As one tester put it: "This car would make a great Toyota."

Mercedes quality is a palpable thing. There was not a flaw anywhere, and the general level of fit and finish is superb, but we were surprised at some obvious design flaws. The center armrest, when down, gets in the way of the shift lever.

For this much money, you also deserve an adjustable steering wheel. The car feels secure and stable with controllable understeer, but the limits are not very high. It needs bigger tires and more horsepower to be a sports sedan.

Our test car came with the new ABS antiskid braking system, which—while it doesn't make the 190E 2.3 stop any faster—does prevent skidding.

In another year, Mercedes will answer all our complaints when they start importing the 190E 2.3-16. That's this same car with a 16-valve head, fatter tires, stiffer suspension and truly phenomenal performance.

Unfortunately, the 190E 2.3-16 will probably cost nearly \$30,000, so it will be even more expensive than any car in this class. Then again, it is a Mercedes.

Conclusion

The Merkur XR4Ti is far and away the best car in this group, judged as a sports car, a sedan or anything else. It's a great car at a reasonable price and we predict it will be a collector's item one day. If the Merkur is too swoopy for you—or if you need four doors—our next choice is the Maxima SE. Factor in price—the Maxima costs up to \$10,000 less than some of the competition—and there's simply no contest. It's one of the best buys on the market. **PM**

NEW! Woodmaster Variable Speed Power-Feed

PLANER/MOLDER JOINTER/SANDER



FREE 30-DAY TRIAL!

SAVES YOU MONEY! Put this versatile power-feed tool to work in your own shop. See how fast it **pays for itself!** Quickly converts low-cost rough lumber into valuable finished stock. Turns out perfect quarter-round, casing, base mold, tongue & groove . . . all popular patterns . . . any custom design. Joints super-true edges, squared stock, bevels and chamfers.

MAKES YOU MONEY! Now you can start your own high-profit business selling all types of millwork to lumberyards, carpenters, contractors, picture framers, do-it-yourselfers. Use it to make grandfather clocks, gun cabinets, furniture, toys, planters, porch swings, benches, paneling, flooring. In fact, this one power-feed tool opens up a truly astonishing range of products you can make and sell.



Jointer lets you move back to planing without changeover.



Produces tongue & groove with one set-up, two boards in same pass.



Turns out high-value, satin-smooth custom moldings plus all popular patterns.



Optional sanding head converts planer to power-feed drum sander!

New Sanding Attachment
Quickly converts machine to one of the finest drum sanders available. Consistent power feed eliminates "low spots" and irregularities caused by hand sanding method.

Revolutionary Quick-Change Molding Head!
Exclusive patented design lets you mold up to six patterns in a single pass! Eliminates time-consuming set-ups. Uses low-cost cutterbits. Makes it easy to produce patterns impossible to duplicate on any other planer.



WOODMASTER TOOLS, INC., DEPT. PP42
2908 OAK • KANSAS CITY, MO. 64108

YES! Please rush me your **FREE Information Kit** plus details on your **30-DAY FREE TRIAL GUARANTEE!**

NAME _____
ADDRESS _____
CITY _____
STATE _____ ZIP _____

'85 IMPORTS: BUYER'S GUIDE

(Continued from page 97)

named Testarossa after the famous Ferrari racers of the '50s, it's a 180 mph, \$87,000 collector's dream.

IAI

Malcolm Bricklin's tiny International Automobile Importers no longer handles the Bertone (nee Fiat X1/9) and the Pininfarina (nee Fiat Spider). Current plans are to distribute the cars directly to the dealers, thus lopping \$2,000 to \$3,000 off the price and freeing IAI for its new project, the Yugo 55.

The Yugo 55 is a small econobox built around front-wheel-drive Fiat 128 mechanicals by Zastava, in Yugoslavia. It was developed by Fiat and Pininfarina in 1975, has a 1.3-liter four-cylinder engine rated at 55 hp and will sell for less than the Chevrolet Sprint. That will make the Yugo 55 the least expensive new automobile you will be able to buy in America.

Jaguar

In another year, Jaguar will have a soft top Cabriolet version of the sporty XJ-S and a new sedan to replace the XJ6. Both will be powered by a new 3.6-liter dohc Six with four valves per cylinder. Later on, there will be an XKF sports car. All that is in the future, though. For 1985, there are no changes to the Jaguar lineup of XJ-S HE V-12, XJ6 and Vanden Plas. Since all three are at the top of their classes, there's really no rush to change.

Lamborghini

Lamborghini has held the price of the outlandish V12 Countach at \$99,500, and thrown in a set of Pirelli P7 Rally tires to boot. Not as refined as a Ferrari, the Countach is still the ultimate sports car *statement*. The V8 Jalpa will also be handled by Lambo's nine U.S. dealers.

Lotus

A new front suspension, new seats and new tape stripes are all that distinguish this year's Esprit Turbo from last year's. Either one will garner a Lamborghini's worth of excitement for half the price.

Maserati

Once famous as the only viable alternative to a two-seat Ferrari, Maserati now sells boxy sedans with Ferrari-like performance. The \$30,000 Maserati is the Biturbo, a tiny four-seater that looks something like a BMW 318i, but carries a 2.5-liter, dohc V6 under the hood, complete with two turbochargers. Coming next year are a four-door version, plus a convertible. The old-fashioned V8 Quattroporte is unchanged.

(Please turn to page 148)

Be a Better Gardener

RECYCLE all your Brush, Weeds, Leaves, Old Crops, Cut Grass, Dead Flowers, etc. into:

- RICH COMPOST
- SPREADABLE MULCH
- DECORATIVE WOOD CHIPS

The "3-in-1" Garden Machine

1. Mulch Maker

Simply toss anything organic — wet or dry — into the rugged Kemp Shredder/Chipper. It instantly chops, cuts and pulverizes everything into valuable mulch. Use it to eliminate up to 90% of your weeding chores and hold needed moisture during dry spells.

2. Compost Maker

The Kemp Shredder/Chipper will devour piles of brush, old plants and weeds (including soggy materials that clog most shredders). This nutrient-rich compost can be mixed in your gardens to create super-rich soil for extra-productive vegetable crops and beautiful flowers.

3. Wood Chip Maker

If you've always loved the look of perennials and shrubs mulched with wood chips but thought they were too expensive... here's wonderful news! Make your own with Kemp! The Kemp Chipper reduces branches (up to 3" thick!) into beautiful wood chips... in seconds!

Built "Kemp Tough" to Last a Lifetime

Kemp works better, because it's built better. As a matter of fact, it's 18 ways better than any other shredder money can buy! Here are just 5 ways



(you'll find all the others in our colorful FREE brochure):

- Heavy-Duty Optional Chipper
- Reversible Fixed Knives
- Exclusive Anti-Clog Feature
- Full 240° Arc Grinding Screen
- Adjustable Discharge Door and Hinged Grinding Screen

Prove it to Yourself at Our Expense!

Use any Kemp for a full 30 days in your garden and around your yard. If you don't think it's the best, most useful machine you've ever owned... return it to us for a full refund! Could anything be more fair?



OFF-SEASON BONUS 30-DAY FREE TRIAL

©KEMP 1985

KEMP

The Standard of the Serious Gardener Since 1890.

KEMP COMPANY

160 Koser Rd., Dept. 27035
Lititz (Lancaster Co.), PA 17543

Please rush details on the Kemp Shredder/Chipper and 3-WEEK TRIAL.

Name _____

Address _____

City _____

State _____ Zip _____



Melt Metal! Pour custom castings!

Rediscover the secrets of early craftsmen!

You can melt metal, pour castings, and a whole lot more! Electroplate! Tan hides! Make paper! Spin metal! Rewind motors! You can! At a low cost! Learn steam engine design, locksmithing, hydraulics, blacksmithing, and much more. Extract power from common auto alternators.

Design crystal radios! Make cheese! Explosives! Build lathes! Learn calculus, machine shop skills, embalming, more! Make knives! Magnets! Design Stirling engines!

Build a precision metal lathe, milling machine, shaper, drill press, sheet metal brake and more from scrap materials! Complete plans, instructions & photos! Rare, rare info!

You'll be amazed at the things you'll be able to do with your own two hands using technical secrets you'll discover in Lindsay's Technical Books catalog. Imagine the pride of learning a new skill! Impress your friends! Get a better job! Or just have fun.

Learn how you can turn an old pail and a blower into a powerful furnace that can melt aluminum cans and scrap, pot metal, and brass. We built one for about \$10! Uses grocery store charcoal fuel. Build a complete foundry. Pour custom castings! It's easy and relatively safe. Cast works of art, machine parts, or items for sale! Write for a catalog today!

Rediscover "Lost Technology"!

Few people know that metal can be melted with ordinary charcoal, yet it has been done for the last 6,000 years! We'll show you how, and a whole lot more! Melting metal is just one of dozens of interesting and useful skills you'll learn.

Rediscover "low-tech" craftsmanship that died out decades ago. You don't need expensive tools. Use your hands, your head, low cost materials, and our secrets instead. You'll be doing things you never thought possible! Send for a catalog and discover page after page of rare "how-to" publications almost never seen in bookstores! Rediscover "lost technology!" Write today!

Write for a catalog!

Write for your personal copy of Lindsay's Technical Books catalog. This is NOT a book club. Buy what you want, when you want. No obligation. You get fast service, reasonable prices, and fair dealing. Highest quality books. Guaranteed! Send \$1.00 US & Canada (\$3.00 foreign airmail) to cover fast first class postage and handling. Send a dollar and see for yourself. Write today!



Lindsay Publications

Box 12-XK BRADLEY IL 60915-0012

Send a catalog! I've enclosed \$1.00 US & CAN (3.00 foreign)

Name _____

Street _____

City _____

State _____ Zip _____



New Indoor-Outdoor Electric 3-Wheeler!

Free Garden Cart/Trailer Offer—Valued over \$200.

One Hand Operation—Rear Differential Drive

Rascal Rover, the NEW ALUMINUM ELECTRIC BIKE that is different and safer. It's so easy to handle, you control on, off, forward, reverse, speed, and steering with just ONE HAND!

Use RASCAL ROVER indoors as well as outdoors. Share your bike ride with the children, travel to the store, or take it to your favorite fishing hole. Tame tough terrain and climb steep hills. Fits in most car trunks. Recharges overnight for pennies. Medicare Reimbursement Available.

For a FREE Catalog and Special Free Trailer Offer call toll free or write to:

1-800-MOBILITY (1-800-662-4548)

Electric Mobility Corp., Dept. 1272

591 Mantua Blvd., Sewell, N.J. 08080

DO-IT-YOURSELF KITS

BUILD YOUR OWN GRANDFATHER CLOCK



Prices Starting **\$280**
Under
(including movement and dial)

- Do-it-yourself case kit, parts pre-cut
- Finished clocks
- Solid 3/4" hardwoods: black walnut, cherry, oak
- Heirloom quality
- Factory direct prices
- Solid brass West German chiming movements
- Money back guarantee
- Prompt shipment
- No woodworking experience necessary

WRITE FOR FREE COLOR CATALOG



EMPEROR
CLOCK COMPANY

WORLD'S LARGEST MANUFACTURER OF GRANDFATHER CLOCKS

Dept. 1423, Emperor Industrial Park
Fairhope, Alabama 36532 • Phone 1-205-928-2316

I am interested in Do-It-Yourself Kits
 Finished Clocks

Name _____

Street _____

City _____

State _____ Zip _____

(please print)

'85 IMPORTS: BUYER'S GUIDE

(Continued from page 147)

Mercedes-Benz

For 1986, Mercedes will replace the boxy 300D and 300TD with all-new aerodynamic models. They'll be offered with the tried-and-true 3-liter diesel—normally aspirated or turbocharged—plus a new 3-liter gasoline Six. Expect airbags and ABS brakes to be options. Next year we'll also see the fabulous 190E 2.3-16. In our European drive of this Mercedes factory hot rod, we found it to be a four-passenger, four-door, four-cylinder terror of the *Autobahn*.

This year, the big news at the house of the three-pointed star is the addition of standard-equipment ABS anti-lock brakes on the 300SD, 380SE, 380SL, 500SEL and 500SEC. ABS is optional on the little 190, which also boasts an extra 7 hp. Myriad detail changes range from heated rear-view mirrors to lower differential ratios on some models.

Merkur

The Merkur is a whole new line of captive imports built by Ford of Europe and brought in from West Germany by Lincoln-Mercury. This year we get the sporty XR4Ti, a three-door hatchback with turbocharged 2.3-liter Four. Ford took great pains to bring the Merkur to America as an undiluted performance sedan. Stateside buyers get a 175-hp engine that actually betters the Euro-version's V6, a real switch in the way imports usually get Americanized.

In another year, there will be a similar four-door sedan and five-door station wagon. Lincoln-Mercury hopes to import more than 100,000 Merkurs next year, which ought to be a cinch. The car is tough, beautiful, fast and fairly priced.

Peugeot

The new top-line at Peugeot is the 505 Turbo, which has an all-new, overhead-cam, turbocharged Four with five-speed. You'll know it by the spoiler on the trunk lid, alloy wheels and upscale tires. The regular 505 series is the same as last year, with your choice of sedans and wagons with diesel or gasoline power. The plush 604 V6 is history.

Porsche

Porsche is on a power binge. The big 928S now has four valves per cylinder for the V8, good for an additional 50 hp and performance on a par with the equally power-happy Corvette. The popular 944 will finally get its turbo-charger, which should make one of the nicest all-around sports cars on the market even nicer. The venerable rear-engine 911 Carrera models remain exactly the same.

(Please turn to page 150)

OWN A MOVIE FOR LESS THAN THE PRICE OF A BLANK TAPE. JUST \$4.95

WITH MEMBERSHIP



In the CBS Video Club, there's no membership fee. And you don't have to buy a lot of movies.

Just two more within the next year. The

40 TOP HITS TO CHOOSE FROM

TITLE	SELECTION NUMBER
TOOTSIE*	1509042
SUPERMAN III*	6040092
WARGAMES*	0828002
NATIONAL LAMPOON'S VACATION*	6039022
STAR WARS*	0564162
DIRTY HARRY*	6017082
CADDYSHACK*	6023022
CASABLANCA	0507082
RISKY BUSINESS*	6033082
DUMBO*	5251052
THE WAY WE WERE*	1529002
ON GOLDEN POND	0823082
THE BIG CHILL*	1527022
THE MAGNIFICENT SEVEN*	0534212
YOU ONLY LIVE TWICE*	0710192
THE BLACK HOLE*	5283072
KRAMER VS. KRAMER*	1503182
KING KONG (ORIGINAL)	5502022
JANE FONDA'S WORKOUT CHALLENGE	5260042
OCTOPUSSY*	0856052
STAR 80*	6041082
NEVER SAY NEVER AGAIN*	6042072
TRON*	5263012
SPLASH*	5304022
THE LONGEST DAY*	0577032
STRIPES*	1513082
ROMANCING THE STONE*	0894092
THE AFRICAN QUEEN	0511022
PORKY'S*	0775112
FUNNY GIRL*	1511002
ALL THE RIGHT MOVES*	0881042
EDUCATING RITA*	1593012
STIR CRAZY*	1594002
NEVER CRY WOLF*	5305012
ADVENTURES OF ROBIN HOOD*	0526392
THE COMANCHEROS	0762242
TWO OF A KIND*	0877002
CHRISTINE*	1580062
THE MAN WHO LOVED WOMEN*	1624042
ROOSTER COGBURN	1018082

*ALSO AVAILABLE ON CED DISC

movies you order will be mailed and billed at regular Club prices, which currently range from \$39.95 to \$79.95 for cassettes and \$19.95 to \$39.95 for discs—plus shipping and handling. Extra-long films and specials may cost a bit more.

Choose from the best too. *The Big Chill*, *Splash*, *Stir Crazy* and more.

BONUS PLAN—SAVE 50%

After buying two movies at Club prices in the next year, you can cancel. Or stay with us and save even more under our current Bonus Plan. With each movie you buy, the plan currently allows you to help yourself to another movie of equal value or less at 50% off.

About every four weeks (up to 13 times a year) we send you our **CBS Video Club Program**, reviewing our Director's Selection plus many alternate movies.

SHOP-BY-MAIL CONVENIENCE

If you want the Director's Selection, don't do a thing. It will arrive automatically. If you prefer an alternate title, or none at all, just return the card always provided by the date specified.

You'll have two full weeks to decide. And a toll-free number to call if you have any questions or service requests. (If you ever receive a tape that you had less than two weeks to consider, send it back at our expense.)

Join today and we'll send your movie for just \$4.95, along with details of how the Club works. If you're not satisfied, return everything within 10 days for a full, prompt refund—no further obligation. So clip the coupon now. It's a great deal.

For faster service, use your credit card and our toll-free number to order. **Call toll-free 1-800-457-0866** (in Indiana 1-800-742-1200). Or mail the coupon.

Advance Bonus:

SAVE UP TO \$50 MORE!

... by ordering a second movie right now. Any movie listed in this ad—yours for \$29.95 on videocassette, \$15.95 on disc. See coupon below.

CBS VIDEO CLUB

1400 North Fruitridge Avenue, Terre Haute, Indiana 47811

CBS VIDEO CLUB,
Dept. 45A, P.O. Box 1111, Terre Haute, IN 47811

Yes, please enroll me in the CBS Video Club under the terms outlined in this advertisement. As a member, I need buy just two more movies within the next year.

Check one: BETA VHS CED DISC

Send me movie # _____ for \$4.95.

Please check how paying:

My check is enclosed. Z54/Z56

Charge my introductory movie(s) and future Club purchases to: Z55/Z57

MasterCard Diners Club

American Express VISA

Account # _____

Expires _____

Signature _____

Also send movie # _____

as my Advance Bonus for \$ _____
(\$29.95 or \$15.95 plus \$3.00 shipping and handling), which I'm adding to my payment above.

Name _____

Address _____

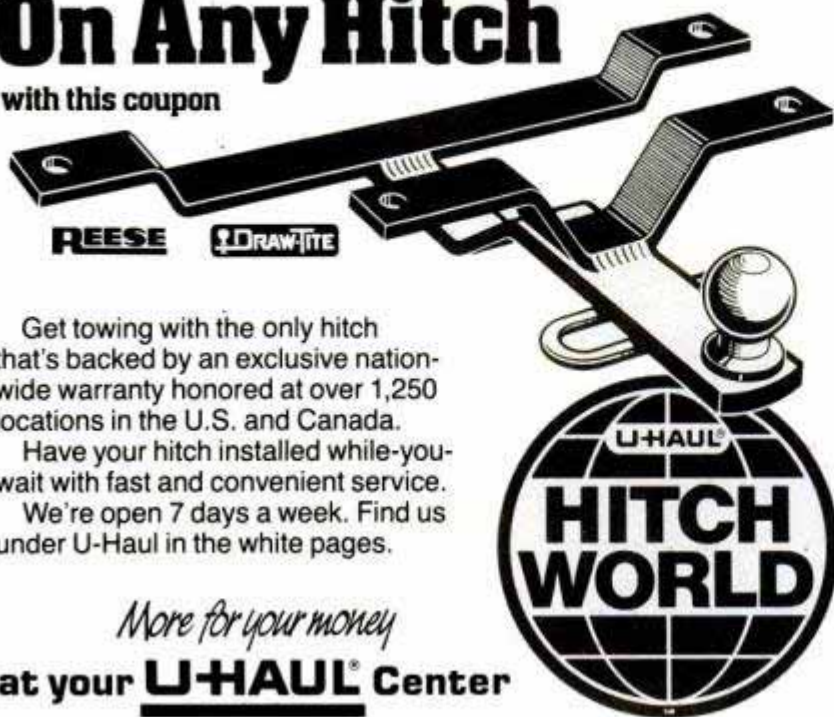
City _____ State _____

Zip _____ Phone (____) _____

Note: CBS Video Club reserves the right to reject any application or cancel any membership. Offer limited to continental U.S. (excluding Alaska). Applicable sales tax added to all orders. CED Disc availability may become limited in the future.

SAVE \$10. On Any Hitch

with this coupon



Get towing with the only hitch that's backed by an exclusive nationwide warranty honored at over 1,250 locations in the U.S. and Canada.

Have your hitch installed while-you-wait with fast and convenient service.

We're open 7 days a week. Find us under U-Haul in the white pages.

More for your money

at your **U-HAUL** Center

Expires 12/85 P/MW-1

Enter A Whole New World of TV Entertainment

Regency invites you to enter the exciting world of home satellite television. Imagine being able to choose from over 100 channels, including movies, sports, news, and educational programs, all at the touch of a button. Regency offers a complete selection of satellite system components including the new SR5000 remote controlled satellite receiver pictured here. For more information on

the whole line of Regency satellite products, see your Regency dealer or write us at the address below.



Regency

Regency Electronics Inc. • 7707 Records Street • Indianapolis, IN 46226

'85 IMPORTS: BUYER'S GUIDE

(Continued from page 148)

Renault

The only French-built Renaults sold in this country are the Sportwagon (nee Renault 18i wagon) and the Fuego coupe. Both cars now have 14-in. wheels and a larger 2.2-liter normally aspirated engine. Next year, a restyled version of the V6 Alpine A-310 will be offered on AMC dealers' lots, along with the big Renault 25 luxury car and the Espace minivan.

Rolls-Royce

Only minor trim changes distinguish the Silver Spirit and Silver Spur sedans, the Camargue coupe and the Corniche convertible from last year's models. And of course, that's the idea—a Rolls is a Rolls is a Rolls. The Bentley name is being revitalized with a new sportier version called the Continental. Sporty compared to a Rolls-Royce, not a Lotus.

Saab

Every Saab Turbo now has an intercooler, four valves per cylinder and 160 hp; 900 and 900S models soldier along with only two valves. The fabulous European Turbo 16 aero package—which features plastic side skirts, high-speed Pirelli P6 tires on three-spoke wheels and antisway bars—will be the Swedes' sportiest offering. This fall we'll see the all-new 9000 Turbo—a five-door hatchback to compete with Audi, Mercedes and BMW—as well as a convertible version of the 900 Turbo.

Volkswagen

VW has completely redone its line for 1985. The Golf replaces the Rabbit. It's softer-edged and more rounded, and so is the Jetta, which is based on the Golf. Both are available with a performance package (GTI on the Golf and GLI on the Jetta) that adds horsepower, handling aids and just enough cosmetic changes to make the car work. The fun-loving Cabriolet continues to be based on the Rabbit body.

The Scirocco, Vanagon and Quantum basically are unchanged, though the Quantum now is available with a four-cylinder engine as well as the new 2.2-liter Audi five-cylinder.

Volvo

All Volvos are now four-door sedans or wagons; the two-door coupes have been dropped for lack of interest. There's a new 2.3-liter engine with or without the turbo that's also used in the big 760 GLE. A sporty version of the 760 with black-out trim and less expensive appointments is called 740 Turbo. At \$19,000, it's high-excitement transportation despite the conservative exterior treatment.

PM

POPULAR MECHANICS • MARCH 1985

Start your own money making business!

**Make up to \$26⁰⁰ an hour—
even while learning!** *Train FAST
at home!*

*Get into this booming high-profit business that's
Easy to learn—Easy to do—Easy on You!*

Never before have money-making opportunities been so great for qualified Locksmiths. Now lucrative regular lock and key business has multiplied a thousandfold as millions seek more protection against zooming crime. Yet there's only one Locksmith for every 17,000 people!

Start Collecting CASH PROFITS Right Away

You're in "business" ready to earn \$10 to \$26.00 an hour a few days after you begin Foley-Belsaw's shortcut training. Take advantage of today's unprecedented opportunities in locksmithing for year-round EXTRA INCOME in spare time—or fulltime in a high-profit business of your own. Hundreds we've trained have done it. So can YOU! All tools plus professional Key Machine given you with course. These plus practice materials and equipment plus simple, illustrated lessons, plus expert supervision, plus business building guidance will enable you the KEEP THE MONEY COMING IN! Ideal for retirement—good jobs, too.

SEND FOR EXCITING FACTS—No Obligation

Discover what's in Locksmithing for you—how Foley-Belsaw's Master Locksmith-approved training can give you the skill you can depend on to EARN MORE—ENJOY LIFE MORE.

No Extra Cost! Included With Your Locksmith Training



BURGLAR ALARM and SECURITY SYSTEMS

training. Covers all phases of Burglar, Hold-Up and Fire Alarm servicing and installation. This valuable and timely instruction includes all special tools and supplies. ONLY Foley-Belsaw offers such extensive training in this rapidly expanding field as a part of your Locksmith training.

ADVANCED Locksmithing! How to change combinations, install and service Safe, Vault and Bank Safe-Deposit Box locks. You'll find it fascinating and highly profitable work.



Be Your Own Boss!

BE A LOCKSMITH!

Hundreds of Foley-Belsaw trained men have succeeded in this fascinating and highly profitable field...

"Before enrolling I checked other courses and also asked for advice from several locksmiths in my area. They all said yours was tops and has the most versatile Key Machine.

"I always wanted to be in business for myself and now I am... thanks to Foley-Belsaw Institute.



David Fairbrother—Dave's Locksmith Service
Milwaukee, Wisconsin 53209



"I opened my own business, spare time, seven months after I enrolled and made a profit of \$329 for the first week."
B. A. Deberry Littleton, Colorado

"No more hard, nasty work for me. Now I have my own business and with hardly any effort I average around \$50 a day. Thanks for my new start in life."
Sam Walker Prichard, Alabama



... YOU Can Do It Too!

30-DAY NO RISK TRIAL!
Send for details!

THIS PRO KEY MACHINE IS YOURS TO KEEP! FREE



This Pro Key Machine can alone add up to \$200 a month to your income... and it won't cost you a penny extra with your training.

Find out all about it! Send for FREE Facts TODAY!

Just fill in and mail coupon below (or send postcard) to receive full information and details by return mail. **DO IT TODAY!**

RUSH COUPON!

ALL SPECIAL TOOLS AND EQUIPMENT INCLUDED!



FOLEY-BELSAW INSTITUTE
10633 Field Bldg., Kansas City, Mo. 64111

There is NO OBLIGATION and NO SALESMAN Will Call—ever!

RUSH COUPON TODAY FOR THIS FACT-FILLED

FREE BOOKLET!

Tells how you quickly train to be your own boss in a profitable Sparetime or Fulltime business of your own PLUS complete details on our 30-Day NO RISK Trial Offer!



Send for your copy today!

FOLEY-BELSAW INSTITUTE
10633 FIELD BUILDING
KANSAS CITY, MISSOURI 64111



YES, please send me the FREE booklet that gives full details about starting my own business in Locksmithing. I understand there is no obligation and that no salesman will call.

Name _____

Address _____

City _____

State _____ Zip _____

FIRSTHAND REPORT



Droop snoot helps the Ford's looks and aerodynamics, but puts a minor cramp in underhood service.

PM DRIVES FORD'S AEROSTAR MINIVAN

When it goes on sale in May, Ford's minivan will be a real head-turner.

BY DANIEL CHARLES ROSS
Detroit Editor

The front-engine, rear-drive Aerostar is a minivan that Ford is making in three versions. The Aerostar that'll be sold over the counter is the "wagon." It has side glass and is decked out with an abundance of car-like options. The "van" is a slab-sided, windowless model that'll make a great tradesman's vehicle. The RV Conversion Van is only available to conversion outfits or dealers who will customize it prior to sale. (Good thing it's not sold directly to the public; it brings new meaning to the word *stripper*. It has no headliner, no interior appointments, not even seats. Ford developed the van in concert with van converters to be completely ready for customizing when it hits the shop door.)

There's a lot of difference between the van and wagon, as we found out driving the two. Without the weight carried by the more luxurious wagon,

the van is light and much more nimble to drive. The wagon is more ponderous over bumps, in steering and in handling. Both models have variable-ratio rack and pinion steering but, at 37.5-ft. curb to curb, the van has a turning circle 2.3 ft. tighter than the wagon. I could have more fun with the van, I think, because it offers greater opportunity for personal expression in customizing.

Ford thinks the windowed wagon version with standard five-seat capacity will be important to the female buying

influence. The vehicle's step-in height is only 14 in., about the same as the LTD. Other Aerostar dimensions are similarly car-like—an overall length of 174.9 in. astride a 118.9-in. wheelbase, overall height of 72.1 in., front head room of 39.6 in. and a maximum front-seat leg room of 40.9 in.

The Aerostar wagon in XLT trim leaves little to be desired. All the up-level appearance and interior goodies are included, such as a digital electronic

(Please turn to page 154)



Typical liftgate and sliding side door give access to versatile seven-seat interior.

Save \$10,000 or more on your new home. Be your own builder.

No experience needed. Learn at home as NRI shows you how in professional Building Construction course.

You can save from 10% to 50% of the cost of your new home by building it yourself. And NRI can show you how. NRI's new professional course in Building Construction teaches you what you need to know to be a building contractor. And you learn at home in your spare time. Whether you want to build your own home, get a better job, or start your own contracting business, NRI can get you started right.

From Site Selection to Landscaping

By being your own contractor, you save at least 10% of the cost of the typical home right up front. Then, depending on how much of the job you do yourself, you can save up to 50%. NRI takes you through the job from start to finish in 70 lessons full of photos and diagrams to make learning easy. You begin by learning how to pick the best site, learn to read blueprints, estimate costs, follow the job through right to the planting of shrubbery and trees.

Learn Professional Secrets

Nothing's left out. You learn the trade practices and secrets of the pros. Masonry, carpentry, roofing, painting, even plumbing, heating and electrical work. You learn what good work looks like, tip-offs to bad or sloppy work. How to supervise jobs...when to bring in specialists...trade and financial practices...how to keep your job moving on schedule.

Training Built Around Energy-Efficient Home

You learn better because NRI



training is practical training. You get over 100 action projects from scale-model construction to building actual framing sections. Lessons and projects are coordinated with a contemporary energy-efficient home designed especially for NRI. You keep these plans to build your own home or select from

more than 50 low-cost optional plans.


Regional Seminar

As an exclusive service, graduates may participate in optional owner/builder seminar. You'll get expert advice on local building codes and conditions, meet builders, learn more about energy efficiency, receive tips on financing. There'll be demonstrations, insider info on remodeling, hands-on programs to take part in.

Send for Free Full-Color Catalog

There's much more to the NRI Building Construction Course. Send the coupon for your free catalog describing all lessons, projects, and opportunities in the building business. See how you can save big money by building your own home or earn big money by building for others. If coupon has been removed, write to NRI Schools, 3939 Wisconsin Avenue, Washington, D.C. 20016-9973.

NRI SCHOOLS
McGraw-Hill Continuing Education Center
3939 Wisconsin Avenue
Washington, DC 20016
WE'LL GIVE YOU TOMORROW.



For Career courses approved under GI bill
 check for details

Please rush me the one free catalog I have checked. I understand there is no obligation.

Name _____ (Please print) Age _____

Address _____

City/State/Zip _____

Accredited by the National Home Study Council

- Building Construction
- Air Conditioning, Refrigeration, Heating and Solar Technology Courses
- Small Engine Repair Course
- Appliance Servicing Course
- Locksmithing Course
- Automotive Mechanics Course
- Telephone Servicing Course
- Industrial Electronics
- TV/Audio/Video Servicing, Communications, Electronics, Microcomputers, Electronic Design Technology, Electronics Courses

1302-035

\$12 AN HOUR

YOU CAN EARN UP TO THAT AMOUNT



Start
Your Own
Business!
Earn Extra
Income
Right At
Home.

Sharpen Saws...

...ALL Garden and shop tools
for home and industry

Get In On The Profits!

Yes there's plenty of business waiting for the man who can professionally sharpen saws and all types of edge-cutting tools. SHARP-All does them all, and at big profit for you. No inventory is involved... no selling. You earn a year-round Cash income and make 90¢ profit out of every dollar you take in. Work sparetime hours or fulltime right at home, and no experience is needed.

Send TODAY for details of our
30-Day FREE Trial Offer!

FREE BOOKLET!
Send for your copy today. No obligation.

LIFETIME SECURITY
with YOUR OWN BUSINESS

If coupon has been removed, just send us a postcard with your name and address to—

FOLEY-BELSRU CO.
60432 FIELD BLDG.
KANSAS CITY, MO. 64111

With SHARP-ALL It's Easy To Get Started!

You don't need to invest thousands of dollars to get started in business for yourself. Low cost Sharp-All and our 50 years of experience in helping sincere men to earn extra income, plus the desire to get ahead is all you need. Complete Operators Manual gives clear, step-by-step instructions, shows exactly how to sharpen each tool, where to get the "tricks of the trade". And Sharp-All does the kind of precision job that brings customers back time after time.

There are NO franchise fees of any kind. With Sharp-All YOU are the boss... YOU set the hours you want to work... you put the profits in YOUR pocket.

There is NO OBLIGATION and NO SALESMAN WILL CALL!

FOLEY-BELSRU CO.
60432 FIELD BLDG.
KANSAS CITY, MO. 64111

YES, please send me the FREE booklet "Lifetime Security" and full details on your 30-Day Free Trial Offer. I understand there is No Obligation and that No Salesman will call on me.

RUSH COUPON TODAY!

FREE BOOK

NAME _____
ADDRESS _____
CITY/STATE _____ ZIP _____

PHONE LISTENING DEVICE

Record telephone conversations in your office or home. Connects between any cassette or tape recorder and your telephone line. Starts automatically when phone is answered. Records both sides of conversation. Stops recorder when phone is hung up.

19.95 ea. Qty discounts available

WIRELESS MIC (super powerful)

10 times more powerful than other mics. Transmits up to 1/2 mile to any FM radio. Easy to assemble kit. 15V battery (not incl.) Call (305) 725-1000 or send \$19.95 + \$1 shipping per item to USI Corp., P.O. Box PM-2052, Melbourne, FL 32901. COD's accepted. For catalog of transmitters, voice scramblers and other specialty items, enclose \$2 to USI.

Super Carb Breakthrough!

72 MPG Computer/Road Tests Affirm - Big 400 CID '75 Chrysler Sedan!

FREE How To FACTS:

Covey Mark 5 Lo Temp Vaporizer

Join our Road Test Team! Learn how you may vastly increase MPG of your car, truck, RV! Ray Covey's new vapor carb is proven workable, efficient, surprisingly easy to build/install. Most components are stock, low cost. Build your own or have it built, any metal shop.

Small auxiliary carb sprays air/fuel mix into exhaust heated tubes; it's instantly vaporized, drawn into existing air cleaner and carb. Dual system, instant change-over. Dash controls divert air and fuel to regular OR auxiliary carb. Compact, fits under hood. Only 10" x 12" long X 5" wide X 3" high. Optional automatic controls, vapor hose heater for cold winters.

Pre-production input needed. Share in this exciting breakthrough! FREE High-Mileage Report, Road Test Application, full details. Write!

CRC Carb Research Center, Dept. PM-3
Box 1 Foyil, OK 74031

HYDRAULIC JACK REPAIRS

A Business of your own.

Earn while you learn at home. Millions of jacks in gas stations, trucking firms, etc. need servicing. We show you HOW. Start spare time in your basement or garage. Big opportunity for mechanics.

Write for folder No. PM3 and free bonus offer.

HYDRAULIC JACK INC.
P.O. BOX 16, ACCORD, NY 12404

HOW TO FIND GOLD NUGGETS ELECTRONICALLY

Finding gold nuggets or coins is now made easy with a new patented gold finding detector. Before with other detectors it was virtually impossible because of interference from black sand. This new detector is unaffected by black sand and can detect pinhead size gold nuggets at great range. Its maximum range is 17 feet. It is very lightweight and has perfect balance. One of our customers who had tried five other makes and couldn't find a single nugget now reports finding up to six nuggets in one hour with his Gardiner detector. Recently a 400 ounce gold nugget was found with a detector. Free catalog.

GARDINER ELECTRONICS
Dept. 31 • 4729 N. 7th Ave. • Phoenix, AZ 85013

FORD's AEROSTAR MINIVAN
(Continued from page 152)

instrument cluster, premium seating, rear-seat air conditioning and heater, plus extra lockable storage compartments. On the road the little wagon travels smoothly.

But this is no sport truck: It's built to carry up to seven passengers in an optional two-two-three seating configuration in style and comfort. In this form, the two rear seats each unfold to form a flat upholstered surface for sleeping. Rear-seat passengers (the kids) can even have their own separate radio tuner and volume controls to hear through headsets, keeping The Clash out of the Mozart.

Computer-aided design

Computer simulations helped Ford engineers design the Aerostar suspension, resulting in coil springs at all four corners supplemented by twin-tube, low-pressure, gas-charged shock absorbers. Unsprung weight is kept down through the use of lightweight aluminum driveline components.

Power train choices consist of the standard 2.3-liter inline Four or the optional 2.8-liter V6, coupled to either a standard five-speed manual transmission or optional four-speed automatic with overdrive and electronically controlled torque converter.

Brakes are front discs and rear drums with power assist. Tires range from P185R14 to the fatter P205s in up-option or heavy-duty packages. Brake pedal pressure was average for a van, and the brakes responded well to the range of conditions encountered during our brief drive.

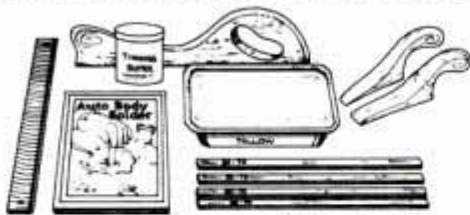
The new AL4D automatic overdrive transmission features a helpful downshift procedure for more comfort in operation. In situations where a torque converter automatic overdrive might normally downshift to negotiate, say, a slight incline, the Ford tranny simply disengages the lockup torque converter clutch. Ford sources claim this provides a small but effective multiplication in torque to improve transmission output. The result, according to Ford, is tantamount to a gentle downshift without the annoying hunting that you get between direct-drive third gear and overdrive fourth on many of today's "tuned-for-economy" automatics.

In the windowless van model, the right-side sliding door opens and closes easily, giving good access to the cargo bay. Width of the flat-load cargo floor is 64.5 in., with 48.4 in. between wheel houses. Cargo floor length is 86 in., so you'll have to leave the back door open to carry 4 x 8-ft. panels, but at least you can lay them flat between the wheel

(Please turn to page 165)

Eastwood's Home Autobody Repair Shop

Body Solder: The Permanent Panel Repair



Body solder makes a permanent professional-quality repair that won't crack, lift, or shrink. Easy to apply with a household propane torch and can be shaped to any contour. Great on patch panels, seams, and edge work. Accepts paint just like sheetmetal. Far more durable than synthetic fillers. The craftsman's method still used today by the best body shops, restorers — even by auto manufacturers. The complete kit includes four ½ lb. sticks body solder, 2 paddles, 1 lb. tallow, ½ lb. tinning butter, 14" body file with holder, and FREE instruction book "Auto Body Solder" containing 50 pages, with over 50 illustrations (the most complete source of body solder techniques available!).

- #6730 Home Craftsman Body Solder Kit \$58.00
- #6400 Extra Sticks 30-70 Body Solder ½ lb. \$ 3.50 ea.

The Sure Way to Kill Rust. Eastwood's Sandblaster.



Featured in Oct. '83 Hot Rod

When rust cuts deep, the only way to get it out **completely** is with a sandblaster. With thousands sold, our sandblaster is field-proven and cost-effective. This tool will let you do the jobs you once had others do: Dispose of rust, scale, paint and corrosion in minutes.


The Eastwood professional sandblaster package includes our all-metal, power gun (same as used on our larger units), ten-foot hose, 14" pickup tube, spare nozzle and detailed instructions. Just hook up to a one H.P. compressor, insert the pickup tube into dry sand or other abrasive and you're ready to go. The blaster's suction head draws abrasive easily. No surging. No skipping.

Three operations in one: Sandblaster, liquid blaster, air gun. With degreasing solutions, you can use it to remove buildup on engines and parts. Also get a high-velocity flow of air to dry or clean parts. All spare parts are available through our catalog.

- #8532 Sandblast Gun \$30.95
- OPTIONAL: Sandblast hood with replaceable lens.
- #9536 Sandblast hood and lens \$19.95

Sheet Metal Bender for Making Body Panels

This is a scaled-down model of an industrial brake for fabricating sheet metal parts requiring clean, smooth bends. Will form 90° angles in 20 gauge up to 18" wide. Bends heavier gauge metal in smaller widths. Great for reproducing body panels, boxes, covers, etc. All-aluminum construction. Bolts or screws to your workbench.



FREE 64 PAGE CATALOG
With Each Order

- #6260 Sheet Metal Bender \$29.95
- #6261 Set of Clamps \$ 4.50

Eastwood Nibbler Cuts Body Metal Fast

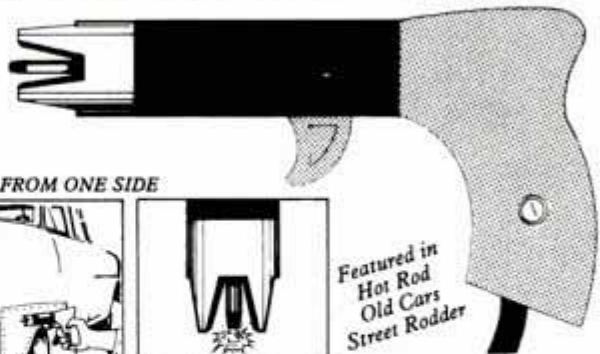
Our nibbler cuts straight lines, curves—any shape you need. Leaves a flat, no distortion, burr-free finish. Uses less effort than ordinary snips. Chromed steel construction with cushioned vinyl grips. Cutting jaws made of heat-treated tool steel. Will cut up to 18 gauge steel and 16 gauge aluminum. Jaws replace easily after long, hard use.




- #6281 Nibbler \$28.95
- #6284 2 Replacement Blades \$ 9.95

© 1984 The Eastwood Company

Spot Weld Perfectly In Just 6 Seconds



WELD FROM ONE SIDE



Featured in Hot Rod Old Cars Street Rodder

ARC FUSES METAL

MAKE FAST DISTORTION FREE WELDS

Spot welding has some distinct advantages. It's very fast - a few seconds for a sound weld. Because the heat is confined to a small area (the ¼" dia. electrode) it avoids warpage or distortion. Allows for accurate control that lets you make consistently uniform welds.

EASY TO USE - EVEN FOR BEGINNERS

Become a pro in just a few minutes. Hook it to the electrode holder of your arc welder (set at 50 amps) and ground to car body. Just pull back the trigger to retract electrode, line up weld point and press head against the metal. Metal must be free of paint, rust or grease. Release the trigger and allow the electrode to contact the metal and glow for 1-2 seconds. Then raise the electrode with the trigger and allow an arc to form a molten puddle of metal (always use welding goggles or shield). Each weld takes about 5- 6 seconds. Automotive manufacturers used spot welds to build your car and you can restore it with the same authentic technique.

CONVERTS AN ARC WELDER TO A SPOT WELDER

It welds any steel between 18-26 gauge. (Auto body steel metal is between 18 and 22 gauge). Ideal for welding replacement panels, floors, brackets, clips, braces, channels, etc. Welds from one side so it can even do blind panels that ordinarily can't be spot welded. Comes with two pressure heads — four prong for control on flat areas and two prong for reaching into edge and recess work. Proper replacement electrodes available through Eastwood. Gun comes complete with connection wire, spare electrode, 2 pressure heads and complete instructions.

- #4355 Spot Weld Gun \$35.95
- #4321 Package of 10 extra electrodes \$9.75
- #4367 Welding Goggles \$6.95

TO ORDER CALL TOLL FREE

1-800-345-1178 In Penn. (215) 644-4412

30 DAY MONEY BACK GUARANTEE

Send me the following:	Code C014PM35
_____ Item(s) # _____	\$ _____
_____ Item(s) # _____	\$ _____
_____ Item(s) # _____	\$ _____
_____ Item(s) # _____	\$ _____
_____ Item(s) # _____	\$ _____

Packing and Guaranteed Delivery Charge if your order is:
 \$1.00 to 20.00 - \$3.50 30.01 to 40.00 - \$4.40 50.01 to 75.00 - \$6.00
 20.01 to 30.00 - \$3.95 40.01 to 50.00 - \$4.95 75.01 and up - \$6.50

Send me your 64-page catalog — \$2.00 \$ _____

Check Enclosed. **TOTAL \$ _____**

VISA MasterCard C.O.D. (Add \$2.00)

Credit Card _____ Expiration Date _____

Name _____

Address _____

City _____ State _____ Zip _____

EASTWOOD COMPANY (PA residents add 6% sales tax)
 147 Pennsylvania Ave., Box 296, Malvern, PA. 19355 (215) 644-4412

TELEVISION

THE NEW

ANTIQUQUE

Your old TV might be more than high-tech junk; some sets have become valuable collectibles.

BY MARY CELESTE UMANS

If you're bored with the prospect of spring cleaning, try turning this season's ritual cleansing into a treasure hunt. That old television set collecting dust and occupying space in the basement or attic might be worth a fortune.

The latest trend in the world of collectibles is television, and it could give the phrase "Golden Age of Television" new meaning that the fans of Uncle Miltie, Howdy Doody and The Honeymooners never imagined.

To a collector, your old TV set could be worth \$50, maybe even thousands of dollars. But even if you never plan to part with the set, you might enjoy knowing that the old electronic baby-sitter has more than sentimental value, and derive great personal satisfaction from restoring it to its original condition.

As antiques go, TV's a youngster: It's hardly 50 years since the first commercial sets were shown at the 1939 World's Fair.

"Until recently, television sets weren't old enough to seriously consider collectible," says Bruce Mager, proprietor of WAVES in New York City—one of the few retail outlets for early TVs and boob-tube memorabilia.

Mager and other collectors tell PM that age isn't the only factor that makes a TV set valuable. Other considerations include mechanical and cosmetic condition, distinctive features or styling, and brand name.

As far as age goes, the very earliest TVs had a mechanical operating system based on the scanning disc invented by Germany's Paul Nipkow in 1884. These sets were used primarily for experimentation, and they're easy to identify by the rotating disc with spiral-pattern perforations. If you have one, you've got a valuable antique.

Inventions such as the iconoscope (electronic camera eye) and kinescope (receiver picture tube) led to the elec-

tronic TV system commercially launched in 1939. These sets were slow to catch on: They cost almost as much as a new car, and broadcast programming was minimal. If your set tunes only four or five channels, it's probably pre-World War II. These sets are rare and usually found around New York and Los Angeles where the early TV stations were located.

Post-war sets built from 1946 through the late '50s coincided with the Golden Age of Television when programs were broadcast live—not taped. These sets have value too, but how much they are actually worth depends on a number of factors.

Condition and features

In general, the better its condition, the more a set is worth. A working set might have twice the value of one that's not (the exceptions are the pre-war models, which are valuable on their own). Knobs are usually the first

(Please turn to page 158)




Philco's 1957-58 Predicta (above) is unique for its rotating, swivelling screen.



Vintage 1953-54 Dumont, left, is prized for its cabinetry and defunct brand name. Three-inch screen and compact size give value to the 1949 Pilot portable (above).

YOUR BEST PLANER BUY. PERIOD.



Performance engineered for the serious home woodworker.

Introducing the Shopsmith Professional Planer... a result of dynamic growth in planer design for the home woodworker that will serve as the industry standard. You can buy higher priced planers and get more machine than you need. And you can buy smaller planers and get reduced, inadequate performance.

But The Shopsmith Professional Planer's advanced design gives you:

- 12" x 4" Throat Capacity
- Variable Feed Rate
- 110 Volt, 15 amp
- Feature for feature the most competitively priced planer available.
- Portability
- 28" Long Table
- High Grip Feed Rollers

We know you're serious about woodworking, and so are we. That's why you need to know about The Shopsmith Professional Planer. Complete and return the coupon to Shopsmith and we'll immediately send detailed product information by return mail. In addition, you'll receive a FREE subscription to HANDS ON, The Home Workshop Magazine.



Shopsmith Inc.

The Home Workshop Company
6640 Poe Avenue
Dayton, Ohio 45414-2591

©Shopsmith, Inc., 1984

Shopsmith® is a registered trademark of Shopsmith, Inc.
Quality woodworking tools made in the U.S.A.

YES! Please send detailed product information about The Shopsmith Professional Planer and include additional information on determining my best planer buy. Also enroll me for a FREE subscription to HANDS ON. I understand I am under no obligation. Dept. 511S

Name _____

Address _____

City _____ State _____ Zip _____

I am currently receiving product information from Shopsmith. Dept. 511R

TELEVISION: THE NEW ANTIQUE

(Continued from page 156)

things to disappear. On pre-war sets, most were unique to the model. On post-war receivers, they were often interchangeable, so they're fairly easy to find. But be careful: If a set has no knobs, the insides may be gutted, too. If the internal parts are intact, replacing a few tubes or components might get the set up and running like new.

Uniqueness is another element in the antiques business. Every collector looks forward to that special set with unusual features or styling. Zenith and Tele-Tone once upon a time offered "port-hole" TVs with round picture tubes. The compact, trapezoid-shaped Sentinel is another model appreciated for its distinctive appearance.

Sometimes, personal taste dictates uniqueness. Many collectors prefer sets without cabinet doors. These sets are easier to identify and admire. The circa 1949 Pilot, smallest of the old TVs, is desirable not only for its 3-inch screen, but for its ease in display and storage.

Styling and brand

A lovely cabinet can be important. The '50s oriental designs, for instance, are very hard to find. People consider them pretty pieces of furniture. And those who have them don't want to give them up.

On the other hand, the Philco "Predicta" has a rather ugly housing of dubious quality. But people love to collect these odd models just because they look so strange.

The make of a television doesn't necessarily dictate its value, but some manufacturers' products are more in demand than others. Dumont, a now-defunct brand that attended the birth of television, is especially popular right now. Chances are good that any of the lesser-known brand names, such as Andrea or Emerson, will also be highly marketable.

New TVs from old

It's time to clean up your potential gold mine to see exactly what you have and what needs to be done. For the initial cleaning, use only mild soap and water. Modern cleaners may hurt the old finish, dissolve putty knobs or fog plastic windows.

If the finish is damaged, you may want to have it restored, or do it yourself. This could take anything from oil rubs to hard varnish. There are also good corrective chemicals available at antique and hardware stores.

Anytime non-original parts are used to update a set, it decreases its value as a collectible. Picture tubes are still available for many of the post-war models. Transformers, tuners and other parts

that are a little more unique to a set can sometimes be found in the junked chassis of similar models. You also might find universal parts to fit into the shell of the old TV without destroying the authentic appearance of the piece. Surplus Electronics, a chain with stores in many cities, is one source for replacement parts.

If you're hoping to sell an old set, or, if you're thinking of becoming a collector, several avenues are open to you.

The collectors' network

Dan Gustafson, a major TV collector who owns 15 pre-war and 50 post-war sets, says that one of the best ways to network with other collectors is through local radio clubs.

"As interest in the field grows, you're finding more and more TV people among the radio collectors," observes Gustafson.

"Classified ads in club newsletters reflect this with more frequent requests or offers for TV and related items," he adds. "It's a logical extension from radio to TV since these mediums have so many roots in common."

Many major cities have local radio clubs. Most are chapters of two national groups: The Antique Wireless Assn. Inc., (Holcomb, N.Y. 14469) or the Antique Radio Club of America, (c/o The Antique Radio Gazette, Jack Davis, Antique Television Editor, 63 Midchester Ave., White Plains, N.Y. 10606). Either of these organizations should be able to provide extensive information on local activities.

Since Bruce Mager at WAVES is in the business of buying and selling, he's a good source for estimating value and possibly finding a buyer for your set. Dan Gustafson also is willing to correspond with anyone seeking information on collectibles.

In both cases, include a picture of your set with the make and model number. Mager can be contacted at WAVES, 32 East 13th St., New York, N.Y. 10003. Write Dan Gustafson at 233 East Ontario, Chicago, Ill. 60611.

If you think your television set is unique and you're willing to part with it you might want to participate in the archival activities at the University of California, Los Angeles.

In addition to its work in preserving old films and programming, UCLA has begun a collection of hardware. To inquire about donating your set, send a picture with make and model to the UCLA Foundation, College of Fine Arts, A-265 Murphy Hall, Los Angeles, Calif. 90024. That old TV might return many times its original value in the form of a tax deduction! **FM**

Call 1-800-533-5545 today and ...

SAVE 20-50%

On These Brand Name Parts, Tools & Equipment!

HEAVY DUTY LOG SPLITTER SALE!

- 8 1/2 TON, 110 Volt, Electric Splitter, Item # 1110.....**ONLY \$459.00**
- 12 1/2 TON, Homeowner Special, Item # 1128.....**ONLY \$704.00**
- 15 1/2 TON, Low Profile, Item # 1138.....**\$819.00**
- 15 1/2 TON, High Profile, Item # 1130.....**\$819.00**
- 15 1/2 TON, Vertical, Item # 1160.....**\$1140.00**
- 24 1/2 TON, Low Profile, Item # 1142.....**\$1324.00**
- 24 1/2 TON, High Profile, Item # 1140.....**\$1524.00**
- 24 1/2 TON, Vertical, Item # 1162.....**\$1820.00**



12 1/2 TON HOMEOWNER SPECIAL

ONLY \$704.00



GAS ENGINES

(HORIZONTAL)

- 5 HP Tecumseh, 3/4" shaft, #6051.....**\$139.95**
- 5 HP Briggs, 3/4" shaft, #6052.....**\$139.95**
- 8 HP Tecumseh, (Cast Iron Sleeve), #6081 **\$192.95**
- 8 HP Briggs, 1" shaft, Item # 6080.....**\$215.95**
- 10 HP Tecumseh, Cast Iron Sleeve, #6010 **\$232.95**
- 10 HP Briggs, Elec start, #60101.....**\$278.95**

3-20 HP Horizontal and Vertical engines available at SUPER LOW DISCOUNT PRICES!



LOG SPLITTER PARTS

- 11 GPM 2 Stage Pump, #1011.....**\$99.95**
- 13 GPM 2 Stage Pump, #1013.....**\$127.00**
- 16 GPM 2 Stage Pump, #1015.....**\$157.00**

- Standard 4-Way Control Valve, #2010 **\$45.50**
- Auto-Detent Valve, #2020.....**\$59.00**
- 4x24x2" Cylinder (Welded Type), Item # 902424 (Can ship UPS).....**ONLY \$119.95**
- 5x24x2" Cylinder (Tie Rod Type), Item # 909524 **ON SALE NOW.....\$222.00**

Many Other In Stock at Low Discount Prices!

PICKUP BED LINERS!

Virtually chip & dent proof! Exceedingly rugged at low temperatures of -40°F. PROTECT YOUR INVESTMENT!

Call with your Pickup Make & Model
FULL SIZE PICKUPS \$219.00
(Will ship 48 states \$35)

MINI SIZE PICKUPS \$215.00
(Will ship 48 states \$35)



AIR COMPRESSORS

5 HP, 60 Gal, Vertical Campbell/Hausfeld 2 cylinder single stage. #15954.....List \$1160.....**\$579.95**
(Will ship 45 states for \$50), Cal., Oregon & Washington \$60. (Prepaid with order)

5 HP, 60 Gal, IMC, 2-stage, 17.3 CFM @ 100 PSI, Item # 15975.....**\$898.50**

1 HP, 11 Gal, Tank, Campbell/Hausfeld single stage compressor. #15951...**ON SALE NOW..\$249.95**
Many Other Compressors & A Full Line of Air Tools Available at Discount Prices!



TRAILER PARTS



High speed hub and spindle set, 2000 lb. capacity, 4" bolt circle, 4 hole, 2 hubs & 2 spindles, dust caps, tapered bearings, lug bolts & cotter pins...**\$37.50/set**

High speed trailer wheels & tires, fit all 4 hole boat and snowmobile trailers.

Item #	Size	Ply	Cap	SALE	Tire Only
1211	480x8	4	590 lb.	\$24.00	\$15.50
1212	570x8	4	715 lb.	\$33.00	\$22.00
1216	480x12	4	780 lb.	\$36.00	\$22.00

Trailer Springs, 1 1/4" wide wye center of 25 1/2"

Item #	Capacity	Springs	Leaves	Sale
1250	1000 lb.	2	2	\$22.00/pr
1251	2000 lb.	2	3	\$24.00/pr
1252	3000 lb.	2	3	\$27.00/pr
1253	4500 lb.	2	4	\$29.00/pr

HOMELITE AP220

Thermoplastic Pump

Equipped with chemical and abrasion resistant seals. Has universal mounting base for permanent installation. Ideal for clear water or chemical fertilizers or herbicide transfer. Uses 2" suction. 8400 GPH. 28 lb. EPDM seals. 1 HP Briggs engine. Item #10996.....List \$329.95.....**ONLY \$183.00**
(Ship wt. 32 lbs. (Will ship for \$3.00 Prepaid))



UTILITY TRAILER KIT



Complete road ready kit. Easy assembly with basic tools. Load cap 1050 lbs. Bed size 40" x 48". (No other discounts or coupons at this price!)

(Includes Fenders) (Price good through April 30)
Item # 12542 **Sale \$145.00**
List \$279 (Will ship 48 states for \$25)

GENERATORS

4000 Watt, 8 HP Briggs, 33 amps @ 120 volts, 16.6 amps @ 240 volts.....Item # 16402
List \$1009.....**SALE \$449.95**
(With Elec Start).....**\$539.95**

5000 Watt, 11 HP Briggs, 42 amps @ 120 volts, 21 amps @ 240 volts.....Item # 16404
List \$1174.....**SALE \$699.00**
(With Elec Start).....**\$799.00**
(Will Ship 48 states \$45)



WAGNER® AIRLESS SPRAYERS

Factory reconditioned (spray guns only) at tremendous savings w/1 Yr Mfg Warranty! Light Duty Model 50, for fine finish work # 15926, Wt. 3 lbs., List \$69.95.....**\$19.95**
General Purpose Model 200, for general exterior/int. work # 15924, Wt. 4 lbs., List \$139.95.....**\$59.95**
Pro-Duty Model 300, for extensive maint. & large houses # 15925, Wt. 5 lbs., List \$169.95.....**\$89.95**



NH Northern Hydraulics INC.

We Ship UPS, Bus or Truck
801 East Cliff Road, Box 1219, Burnsville, MN 55337
Call our order dept. at 1-800-533-5545
In MN 612-894-8310

ORDER TOLL FREE 1-800-533-5545

Send for free catalog or send \$6.00 and receive catalog and splitter design booklet.

Mail To: Northern Hydraulics
801 E. Cliff Rd.
Box 1219
Burnsville, MN 55337
Dept. #9035

Name _____
Address _____
City _____
State _____ Zip _____

Please rush me my FREE Discount Catalog!

Use your Mastercard or Visa



SALE EXPIRES MARCH 31st 1985!



Just Alan's

The Feast in the Forest

PM OWNERS REPORT: MERCEDES 190



Even prestige car buyers can appreciate the good fuel economy.

When we asked Mercedes owners specifically what made them choose the 190, one simple, direct answer came back: "Because it's very much a Mercedes."

That quote from a California dentist sums up the feeling of most owners we surveyed. Nor was our dentist alone when he went on to say, "The quality and design, while not so elaborate as the more expensive models, is what I expected from Mercedes."

What do owners expect from this new baby Benz? It's smaller, lighter and more fuel efficient than any of its brothers, yet it's by no means inexpensive. In purpose, it gives Mercedes an entry-level sedan: Half of all first-time M-B buyers do choose the 190. The 190 also

"If my husband could go to the showroom today and drive one away, we would own two."

—FLORIDA CONSULTANT

"This car has a star on the hood, but it is not a Mercedes."

—MASSACHUSETTS MANAGER

"I can best describe the car as a grand touring automobile."

—OHIO INSURANCE EXECUTIVE

"The shifting of the automatic transmission is rough."

—ILLINOIS COMPANY PRESIDENT

gives the company a boost in Corporate Average Fuel Economy (CAFE).

Mercedes 190 owners definitely appreciate the fuel mileage they're getting, both from the 2.3-liter gasoline engine and particularly from the 2.2 diesel. Economy turned out to be the



The interior of the "baby" Mercedes is much like its bigger siblings: traditional, conservative, comfortable and luxurious.

**A NATIONWIDE SURVEY
BASED ON 1,364,046
OWNER-DRIVEN MILES**

190's second-best-liked feature, right behind handling. According to the owners we interviewed, the gasoline-powered 190E delivered 23.1/28.5 mpg (city/highway); that's better than the [\(Please turn to page 162\)](#)

Get into your own business with NRI at-home training in Air Conditioning, Refrigeration and Heating.

Now NRI's home study course in **Air Conditioning, Refrigeration and Heating** includes training in heat pumps and solar energy systems.

Prepare yourself for a whole new career in one of the fastest growing fields around. As energy needs continue to grow and energy sources become scarcer, the demand for skilled technicians will soar. NRI can get you started in this opportunity area, and you learn at home in your spare time, tailoring your training to your need with a choice of NRI's Basic or Master Courses.

Includes Professional Tools

Either way, you'll get plenty of practical training, along with the tools you need for learning now, earning later. In NRI's Master Course, you get a high-quality system analyzer to help you troubleshoot and check out refrigeration and air conditioning equipment...a leak detector that spots escaping refrigerant...tubing and



joint tools for connecting and replacing tubing...and one of the most important pieces of equipment you can have, a top-quality vacuum pump for evacuating air and contaminants. It's a professional's "must," saving time, trouble, and callbacks.

You also get NRI's exclusive demonstration units...special kits that teach you the principles of electrical circuitry, controls and temperature sensing units, tubing fabrication, and joint making. These units give you the "hands-on" experience you need to reinforce your theory lessons. And NRI's "bite-size" lessons are specially

designed for home study, written clearly and simply to speed your learning.

Optional Postgraduate Training at York Institute

Graduates of the Master Course are eligible for a concentrated week of resident training at the famous York Institute at no extra charge for tuition or training materials. Here, you'll work on advanced industrial equipment under the guidance of expert instructors. Only NRI includes this opportunity.

Send for Free Catalog, No Salesman Will Call

Send the coupon today for NRI's free catalog showing all the equipment and describing the complete course. Over a million students have trained at home the NRI way. You can, too. If coupon has been removed, write to: NRI Schools, 3939 Wisconsin Ave., Washington, D.C. 20016.

NRI SCHOOLS

McGraw-Hill Continuing Education Center
3939 Wisconsin Avenue, Washington, DC 20016

We'll give you tomorrow.

Please rush me the one free catalog I have checked. I understand there is no obligation. **NO SALESMAN WILL CALL.**

- Air Conditioning, Refrigeration & Heating Courses Including Solar Technology
- Small Engine Repair Course
- Automotive Mechanics Course
- Appliance Servicing Course

- Communications Electronics
- Color TV/Audio/Video Servicing
- Computer Electronics Including Microcomputers
- Telephone Servicing Course
- Locksmithing Course

Name _____ (Please print) _____ Age _____

Address _____

City/State/Zip _____

Accredited by the National Home Study Council

513-035

MERCEDES 190

(Continued from page 160)

EPA city figure of 19.0 and the 20.3 mpg in our sports sedan test (see page 92). The diesel 190D managed a no-fueling 33.9/40.6 mpg.

About a third of our interviewees

were diesel owners. A few diesel owners complained mildly about the lack of power, but most were aware of this from the outset. The 190D retails for only \$80 more than the 190E and gets about 50 percent better mileage.

Nearly 61 percent of our respondents listed handling as the car's best attri-

bute. "Instant response," as a Florida distributor put it.

A West Virginia physician told us, "While the 190 rides superbly on the interstates, the intriguing thing about it is that on twisty mountain roads it seems to handle better the harder it's pushed. It's as if the car had been

SUMMARY OF 1984 MERCEDES 190 OWNERS REPORTS*

Total miles driven	1,364,046	Styling	27.0	Front seats		Average	8.3
Average miles per gallon		Comfort	26.1	Excellent	71.8%	Poor	2.9
2.3-liter gasoline ohc Four		Performance	26.1	Good	23.5		
In town	23.1	Specific dislikes:		Average	3.8	Number of vehicles owned:	
On the highway	28.5	No complaints	14.4%	Poor	0.9	This car only	16.1%
2.2-liter diesel ohc Four		Lacks overall roominess	11.3	Rear seats		Two cars	46.6
In town	33.9	Not enough power	10.3	Excellent	28.4%	Three cars	21.6
On the highway	40.6	Not enough rear legroom	7.7	Good	45.3	Four or more cars	15.7
Engine choices:		Weak air conditioner	5.7	Average	20.4	Makes of other cars owned:	
2.3-liter gasoline ohc		Poor radio	5.7	Poor	5.8	Mercedes	26.8%
Four	62.8%	What changes would you like?		Had any mechanical trouble?		Chevrolet	15.2
2.2-liter diesel ohc Four	37.2	No changes	25.1%	No	69.4%	Toyota	13.6
Transmission choices:		More horsepower	9.7	Yes	30.6	Volkswagen	12.1
Four-speed automatic	68.4%	More rear legroom	7.7	What type of trouble?		Datsun	11.1
Five-speed manual	31.6	Offer tilt wheel	6.3	Air conditioner	23.6%	Would you buy a Mercedes again?	
Why did you choose this car?		Offer turbocharger	5.8	Cruise control	12.5	Yes	78.4%
Quality	26.1%	How much did you pay?		Transmission	9.7	No	2.6
Size	19.4	Average	\$23,851	Electrical	8.3	Maybe	19.0
Styling	18.5	Range	\$21,000-\$27,000	Sunroof mechanism	8.3	Would you buy another 190?	
Reputation	18.5	Workmanship opinion:		Cam-cover leak	8.3	Yes	68.4%
Value (worth the price)	18.0	Excellent	80.9%	Dealer repairs satisfactory?		No	7.7
Specific likes:		Good	17.4	Yes	76.3%	Maybe	23.9
Handling	60.8%	Average	1.3	No	23.7	Age distribution of owners:	
Economy	31.1	Poor	0.4	Dealer service opinion:		Under 29 years	8.3%
Riding qualities	27.9	Comfort opinion:		Excellent	48.5%	30-49 years	57.2
				Good	40.2	50-plus	34.6

*Percentages might not equal 100% due to rounding or insufficient data.

Uniformly exercises more muscles than any other form of exercise.



Cross Country Skiing Exerciser Better Than Exercise Bikes & Rowing Machines

The enjoyable sport of cross country skiing is cited by leading physiologists as the most perfect form of aerobic exercise. Its rhythmic total body motion uniformly exercises more muscles than other forms of exercise and its smoothness causes no joint pain or damage. NordicTrack lets you get the same top fitness building benefits year around in the convenience of your home. NordicTrack eliminates barriers of time, weather, chance of injury, etc. Very effective for weight control.

More Effective and Safer Than Rowing Machines

When rowing, the leg resistance is only as strong as the pull of the arms. Since your legs are 3 times as strong as your arms either the arms are over-worked or the legs loaf. In contrast, NordicTrack's resistance is proportioned according to the individual muscle strength - thus NordicTrack provides a far more effective workout because no major muscles are over stressed or under worked.

NordicTrack is much safer because no high back strain loads are imposed.

Much Better Than Exercise Bikes

More complete. Adds important upper body exercise and provides more uniform leg muscle usage. Higher pulse rates, necessary for building fitness, seem easier because more muscles share the exercise. Safer. Deeply bent knee motion of exercise bikes can cause knee problems. NordicTrack's erect position causes no high joint stress.

Exclusive Patented Flywheel Action Provides unmatched smoothness and continuity from stride to stride. Motion and resistances are same as in real skiing.

- Fits in your home or office
- Folds and stands on end to require only 15" x 17" storage area

Two year warranty, 30 day trial period. Call TOLL FREE or Write for Free Brochure.

1-800-328-5888

Minnesota 612-448-6987

PSI 124-PM, Columbia Court, Chaska, MN 55318

NordicTrack

The Jarless Total Body Exerciser.



carved from a single ingot of molybdenum steel!"

Rear seat gripes

Unlike handling, which everybody liked, seating comfort came in for mixed reviews. Rear seating space, particularly, was judged inadequate by just over a quarter of our respondents. "This is a great four-door sedan for two people," quipped a Texas ophthalmologist. And an Iowa executive suggested, "Take 3 inches out of the trunk and add it to back-seat knee room."

Not much quibble with the front buckets, although a few taller drivers who'd ordered the no-cost sunroof felt slightly hemmed in.

Quality, workmanship and reliability received top marks from absolutely everyone. "I thought my Porsche was well put together and carefully detailed, but this 190 exceeds it," said a Florida mechanical engineer. And a Florida surgeon, "Typical Mercedes quality."

Few mechanical problems

Very few 190 owners reported mechanical problems, but just over 7 percent said the 190's air conditioning compressor tended to seize. The next most common complaint was that the cruise control sometimes refused to work.

Dealer service was given a good to excellent rating by 88.7 percent of our respondents. A California manager said, "Just like the good-old days! When I take the car in for service, they wash it without being asked!"

When we asked for suggestions to improve the Mercedes 190, a quarter of our survey said it couldn't be done. However, another 10 percent confessed they'd like a little more horsepower.

Other recommendations

Other recommended improvements included eliminating the automatic transmission's harsh 1-2 shift, carpeting the lower doors to prevent scuffing, adding a second windshield wiper to the current single central arm, offering a better standard sound system and heavier-gauge bumpers. "I'm disappointed that they didn't put stiffer bumpers on the 190," said an Arizona salesman. "I had another car back into mine, barely moving, and it did \$1,000 worth of damage!"

"I feel like a million dollars every time I'm out in my 190," marveled a Florida retailer.

"The Mercedes 190 is the perfect combination of quality and reduced size for those of us who prefer smaller luxury cars," observed a Massachusetts systems engineer. And a California investment manager touched the heart of the matter when he wrote, "I feel this automobile can, and probably will, take me into the 21st century." **PM**

MUST LIQUIDATE AT FAR BELOW DEALER COST! High Pressure, Easy Operating Power Spray Washer

FACTORY NEW! FIRST QUALITY!

Ideal for home, business and industrial use! Combination of high-pressure water spray and detergent (or cleaning solvent) does a highly effective job on cars, trucks, machinery, etc.

- UL approved 3/4 hp motor.
- Plugs into standard 120V outlet.
- 18-gal. per minute spraying capacity.
- 2-gal. corrosion resistant solvent tank is easily removable for filling.
- Fold down handle.
- Sturdy, lightweight design.



For car and truck washing... paint stripping... or any tough, messy cleanup job... use Power Spray! It tackles the dirtiest, hardest jobs with a highly effective combination of high pressure water spray and detergent (or other appropriate cleaning solvent). Power Spray can produce 600 lbs. of pressure to blast away at caked-on dirt, mud, grease... or to strip off old, flaking paint.

A handy 20" spray wand, with handle, lets you easily direct the flow of high-pressure spray. Two different nozzles on the wand let you quickly change from high pressure stream to lower pressure fan spray. A 15-ft. long pressure hose gives you freedom of movement to get around cars, trucks, etc. A 15-ft. electrical power cord plugs into a standard 120V circuit.

Power Spray attaches to a standard garden hose (not incl.) and your water line. Built-in injection system and 2-gal. solvent tank lets you use cleaning liquids such as detergents, solvents, degreasers, etc. The chemicals by-pass the two-cylinder pump... for longer pump life! The upright tubular steering handle plus 8" solid rubber wheels provide easy-rolling portability.

Power Spray does **MORE** than just clean! It's also

great for spraying: disinfectant, wax, fertilizer, insecticides, etc.

Use Power Spray to:

- Fertilize lawns, gardens, shrubs.
- Wash and wax vehicles, boats, etc.
- Degrease engines, machinery, floors.
- Spray for weeds in lawn and garden.
- Wash house and strip loose paint.
- Wash livestock, barns, farm equipment and vehicles.
- Exterminate insects on lawn, shrubs.

- UL approved 3/4 hp motor.
- Plugs into standard 120V outlet.
- 18-gal. per minute spraying capacity.
- 2-gal. corrosion resistant solvent tank is easily removable for filling.
- Fold down handle for easy storage.
- Sturdy, lightweight design.

Mfg. Sug. Retail **\$399.00**

Liquidation
Price
Now Only

\$196

Item H-327-62638

Sales outside continental U.S. are subject to special conditions. Please call or write to inquire.

Credit card customers can order by phone.
24 hours a day,
7 days a week



Toll-Free: 1-800-328-0609

Your check is welcome!
No delays in orders paid by check.

C.O.M.B. CO.®
Authorized Liquidator
14615 28TH AVENUE NORTH
MINNEAPOLIS, MINNESOTA 55441-3357

C.O.M.B. CO.® Item H-327-62638
14615 28th Ave. N., Minneapolis, MN 55441-3357

Send _____ Power Spray Washer(s) at \$196 each, plus \$15.75 each for shipping and handling. (Minnesota residents add 6% sales tax. Allow 3-4 weeks for delivery. Sorry, no C.O.D. orders.)

My check or money order is enclosed. (No delays in processing orders paid by check, thanks to TeleCheck.)

Charge: MasterCard® VISA Am. Ex. Dimers Club

Acct. _____ Exp. _____

PLEASE PRINT CLEARLY

Name _____

Address _____

City _____

State _____ ZIP _____

Phone _____


Sign here _____

DISCOUNT PRICES!

On Quality Parts and Accessories

Zip-Penn

- COMPLETE LINE OF TOP QUALITY CHAINSAW, LAWNMOWER AND SMALL ENGINE REPLACEMENT PARTS
- TOOLS AND ACCESSORIES
- DISCOUNT PRICES UP TO 40% OFF RETAIL
- 20 YEARS OF EXPERIENCE
- FULL MONEY-BACK GUARANTEE



SEND FOR OUR FREE CATALOG

NAME _____
 ADDRESS _____
 CITY _____
 STATE _____ ZIP _____

MAIL TO: ZIP-PENN, DEPT. POM-03
 P.O. BOX 15129, SACRAMENTO, CA 95851



ONE-MAN Sawmill

The Only ONE-MAN PORTABLE SAWMILL

Of Its Kind In The World

Don't let inflated lumber prices stop your important building projects. The Sawmill goes right to the trees and turns out smooth, true-cut lumber... even beginners get excellent results. Just one man (no crew needed) can easily cut enough on weekends to save hundreds of dollars over high lumberyard prices. Use as little as 25 horsepower. Factory-direct selling keeps price low, and convenient time payments may be arranged.

Rush coupon today for Free Booklet "How To Saw Lumber."

FREE BOOK Foley-Belsaw Co., 30492 Field Bldg., Kansas City, MO 64111
 Please send Free Booklet with full details. No obligation, and no salesman is to call. (Some restrictions)

Name _____
 Address _____
 City-State _____ Zip _____

SURPLUS CENTER

Worldwide Equipment Suppliers

Model 500 Dial Desk Telephones

MADE BY ITT
 • Used by the BELL system. Top quality, refurbished inside and out. Excellent transmission. Attractive resonant tone bell-streamline design. Works on any commercial system. Modular plug connection.

PLEASE SPECIFY COLOR
 ITEM 7-1023 \$12.99 AVAILABLE IN BLACK OR WHITE
 ADD \$1.00 POSTAGE

FREE! Money saving bargains featuring brand new factory lines, Gov't and factory surplus specials. USE VISA, MASTERCARD OR THE AMERICAN EXPRESS CARD.
Equipment Catalog

Box 82209 / Dept. PM-035 / Lincoln, NE 68501
 For Ordering Only Call 800-228-3407

Your home workshop can PAY-OFF

BIG...

Earn Extra Income Right At Home.

START YOUR OWN MONEY MAKING BUSINESS!



FOLEY BELSAW

3-IN-1 Power Feed Power Tool.

NEW
FREE BOOK
 SEND FOR FACTS TODAY!

Planer Molder Saw

Three power tools in one — a real money-maker for you!

The Planer/Molder/Saw is a versatile piece of machinery. It turns out profitable precision molding, trim, flooring, furniture... in all popular patterns. Rips, planes, molds separately... or all at once. Used by individual home craftsman, cabinet and picture framing shops, lumber yards, contractors and carpenters.

Never before has there been a three-way, heavy-duty woodworker that does so many jobs for so little cost. Saws to width, planes to desired thickness, and molds to any choice of patterns. Cuts any molding pattern you desire. Provides trouble-free performance. And is so simple to operate even beginners can use it!

30-Day FREE Trial! SEND FOR EXCITING FACTS
 NO OBLIGATION—NO SALESMAN WILL CALL

RUSH COUPON TODAY! FOLEY-BELSAW CO., 90620 FIELD BLDG., KANSAS CITY, MO. 64111

FREE BOOK

YES, please send me the FREE Booklet that gives me complete facts about your Planer-Molder-Saw and full details on how I can qualify for a 30-Day Free Trial right in my own shop. I understand there is No Obligation and that No Salesman will call.

Name _____
 Address _____
 City _____
 State _____ Zip _____

PM PHOTO HINTS

Film-soup fog



Particles that accumulate in film developer and turn it foggy are too small to be trapped by a filter funnel. They'll rarely interfere with development, but they can leave gummy deposits on negatives. Remove them by pouring chemicals through coffee filters.

—Kenn Oberrecht

Penny-wise, gallon foolish



It's more economical to buy developers in gallons, but exposure to air can spoil the solution. Store the gallon in four one-quart bottles so that three remain closed and safe from oxidation.

—Bob Berger

Unhealthy air



Air is the enemy of photo developers. This picture shows what it can do, in time, if the bottle cap isn't closed tightly or if the inside gasket is worn.

—Robert Hertzberg



The *Korwin Learning System: Keyboard* is a cassette-tape course that teaches you how to play piano and electronic keyboard.

It is designed for adults who never touched a keyboard before in their life, but "progresses in easy steps to become the most savvy and sophisticated keyboard advice ever offered to the public."

You don't have to know how to read music and the course doesn't teach it; you'll learn to play by ear!

WHAT YOU WILL LEARN

Practicing 15 minutes each day, here's what you'll be able to do:

- After the first lesson, you will be making up your own melodies and playing them with both hands.
- After the fourth lesson, you will be playing your favorite songs.
- After the tenth and final lesson, you will be doing your own arranging.

WHAT YOU WILL RECEIVE

- 10 lessons for piano and electronic keyboard on 6 cassette tapes.
- 85 page manual with over 100 large clear illustrations showing exactly what your hands should do.

YOUR SUCCESS IS GUARANTEED

You will have 30 days to try the course. If it doesn't work for you, you may send it back for full refund of the purchase price.

Since this new method was introduced last fall, hundreds of people have proved to themselves that this course *does* work. They have achieved the ability to create music with their own two hands. . . . You can too!

HOW TO ORDER

Phone: 1-800-352-7930
(in Illinois: 312-545-0460)

Write: Send check to:
Korwin Learning System, Dept. 33
333 N. Michigan Ave.,
Chicago, IL 60601.

Price:
\$95 plus \$4 UPS shipping & handling.
Illinois residents add \$7.60 IL sales tax.

FORD'S AEROSTAR MINIVAN

(Continued from page 154)

wells. Ground-to-floor height is 20.3 in. Interior cargo volume of the van is 143.5 cu. ft., or up to 175.9 cu. ft. if the right-side passenger seat is removed. Compare that with the Chevy Astro/GMC Safari cargo capacity rating of 151.1 cu. ft. (with both front seats in place) and the Dodge Caravan/Plymouth Voyager volume of 125 cu. ft.

Although the Aerostar is an inch shorter than the Chrysler Corp. minivan, it is 3 in. wider and 8 in. higher. More important to users though, with the extra-cost V6 engine (an option not yet available in the Chrysler minis) the rear-drive Aerostar is rated to tow a 5,000-pound load. The front-drive Caravan/Voyager will only pull a 2,000-pound trailer.

Aerostar pricing isn't firm at this writing but the wagon should be competitive with the Chrysler T-wagons. Playing a part in this could be the start-up delays at the St. Louis assembly plant where Aerostar will be built. Heavily automated, the plant reportedly has had quality problems with new assembly hardware, primarily automated welding equipment and the software that operates it. Ford pegs late spring as the intro date, back a couple of months from first estimates. Insiders report sometime in May.

We think you're going to be seeing a lot of Ford's Aerostar in the future. I can already picture it as a bread 'n' butter truck—and Ford bean counters undoubtedly feel the same way. **PM**

THE PM REPORT CARD

FORD AEROSTAR	GRADE	COMMENTS
Acceleration	B+	Good with V6; fair with Four.
Handling	B	Wagon a bit soft; van good.
Braking	B+	Class-average; good pedal modulation.
Steering	C	No road feel; bus-driver tilt to wheel.
Transmission	A	Shifts smoothly.
Ride	A	Effective bump damping.
Fuel economy	NA	
Seating	A	Plush, and lots of it.
Vision	A/C	Excellent in wagon; marginal in van.
Gauges/controls	A	Analog is better; LCDs very Japanese.
Ventilation	A	Many outlets, good fan action.
Noise @ 55 mph	A/C	Wagon is quiet; van noisy.
Cargo capacity	B+	Decent room for family or cargo.
Engine serviceability	B+	Low hood.
Fit and finish	A	Good job!

RUST'S WORST ENEMY



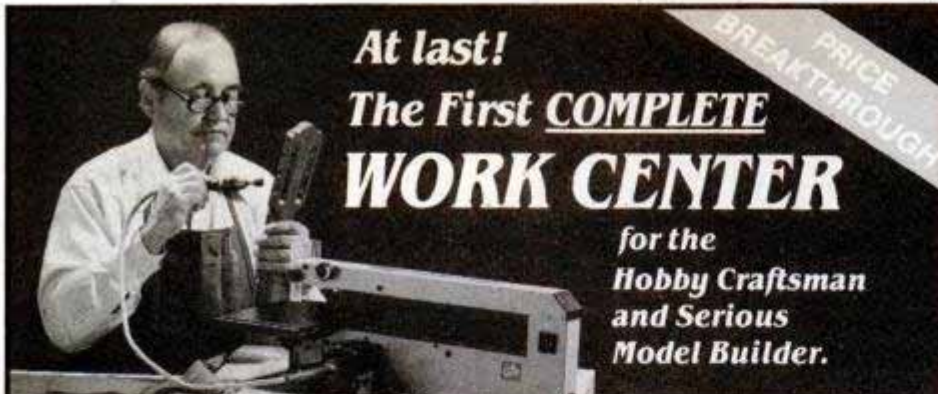
Full protection for your car, boat, tools & equipment.

FLUID FILM® the most thorough rust preventive you can buy. Proven for over 40 years in the corrosive environment of the shipping industry. Just spray it on and heavy duty, wool wax (lanolin) based FLUID FILM penetrates to base metal. Stops rust cold. Keeps rust away for years. Lubricates, too. **Try it!**

\$4.45 for 11¾ oz. can. Add \$2.00 shipping & handling. Send check or money order. CA residents include 6.5% sales tax.

Name _____
Address _____
City _____
State _____ Zip _____

Send to:
EUREKA CHEMICAL COMPANY
P.O. Box 2205, 234 Lawrence Ave.,
South San Francisco, CA 94080



At last!
The First COMPLETE
WORK CENTER

for the
Hobby Craftsman
 and **Serious**
Model Builder.

The new Zéga multipurpose precision work center is for the professional or amateur model builder and hobby craftsman. With Zéga, you'll be able to cut, carve, grind, shape, drill, sand or polish even the smallest pieces — perfectly. Since its introduction in Europe, this work center has been in such demand that many people must wait months to get one! Through a special arrangement with the German company, we are importing a limited number of the unique Zéga Model Centers for the U.S. market. You get a new degree of precision and versatility never before available in a typical single-purpose model or hobby craft saw. Zéga provides more professional features, more precision applications and a more complete workshop capability than anything else on the market. Best of all, Zéga attachments add a whole new world of invaluable functions. With the power take-off and flexible power shaft, you'll have as comprehensive and

varied a model work center as you'll ever need — simply by adding accessories!

Try Zéga For 30 Days — At Our Expense!

Try the Zéga Model Center in your own home for a full month. If you don't agree that it is all we say it is (and much more!), simply return it, and we'll promptly refund your money!

SPECIAL INTRODUCTORY PRICE AND FREE BONUS (If You Hurry!)

Zéga model center
 Mantis Manufacturing Co.
 1458 County Line Road, Dept. Z114
 Huntingdon Valley, PA 19006

Rush me FREE information on the remarkable Zéga Model Center PLUS special prices and FREE bonus!

Name _____
 Address _____
 City _____
 State _____ Zip _____

©MMC 1985

HINTS FROM READERS

Self-cleaning litter picker

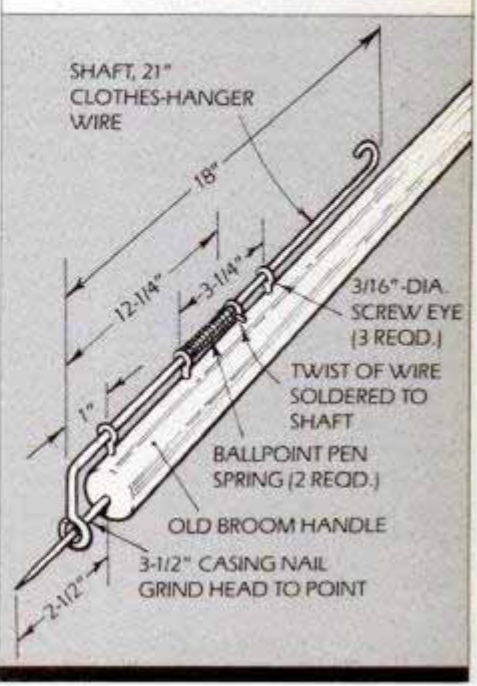
Tired of bending your back to pick up litter that encroaches on your domain? End the drudgery with this self-cleaning litter picker—a spiked tool that pierces the offending object, then you eject it into a trash receptacle without it being touched by human hand.

To make the litter picker, drive a 3 1/2-in. casing nail 1 in. deep into the end of an old broom handle, and grind its head to a point. The self-cleaning mechanism is made from a straight length of clothes hanger wire, its front end bent into a right-angled loop to fit over the sharpened nail. Its opposite end passes through three small screw eyes positioned on the handle.

Before passing the shaft through the last screw eye, slip on two small coil springs—salvaged from old ballpoint pens—followed by a small twist of copper wire. Solder the twist of wire to the shaft. Finally, bend the upper end of the shaft into a loop to provide a thumb press.—*Louis Hochman*



Litter picker saves bending. Push the looped end of the shaft to clear litter from spike.



OLD SOUTH COLUMNS IN EXTRUDED ALUMINUM CAN BE USED TO REPLACE ROTTING WOOD COLUMNS IN 8 EASY STEPS!

1. Call 1-800-841-8674 for literature and prices.
2. Study literature and price sheet to determine that aluminum columns are less expensive and easier to obtain than wood columns.
3. Sell spouse on all advantages of aluminum columns.
4. Call factory at same toll-free number and place order for columns to be shipped immediately from stock of 50,000. Use credit card or mail check.
5. Schedule Saturday morning do-it-yourself project.
6. Columns will arrive in approximately 10 days.
7. Arrange for moral support, 2 soft drinks, 1 can elbow grease, hammer, saw, level, and jack.
8. Follow directions and install columns on Saturday morning, eat lunch, then play golf with friends.

OLD SOUTH

8' Long
 9'
 10'
 12'
 16'
 18'
 20'
 24'
 30'

ROUND—5", 6", 8", 10", 12", 15", 18", 24" diameters.

SQUARE—4"x4", 6"x6", 8"x8", 10"x10", & 12"x12".

SMART FLUTED DESIGN complete with standard cap and base...

ADDITIONAL CAPS AVAILABLE—Scamozzi, Corinthian and split cap and base...**PERMANENT, TROUBLE-FREE**—will not rot, warp or split. Replace your old wood columns with aluminum...**LIGHTWEIGHT, EASY TO INSTALL**—cut down labor costs, material costs and handling time...**BAKED-ON FINISH**—oven baked columns completely finished for home remodeling when quick installation is required...**HOMES**—perfect for porches, entrances, colonnades — a new idea in interior decorating.

Moultrie Manufacturing Company
 Phone 800/841-8674 toll-free
 Moultrie, GA 31768

PM LOOKS AT...

A dovetail jig



This drill-powered jig will cut half-blind dovetails in stock up to 1 in. thick. Hold the drill in a vertical position (top) to cut the sockets that accept the dovetails. The finished joint that is shown above took less than five minutes to complete.

Until now there have been two ways to make dovetail joints: by hand, using a saw and chisel, or with a router and a dovetail template. But now there's a third option—the Wolfcraft drill-powered dovetail jig.

This unique tool will allow you to produce half-blind dovetail joints using a 1/4- or 3/8-in. drill. The dovetailer (Model 4200) consists of a self-clamping template, cutter guide, auxiliary handle with depth stop, cutter holder and drill arbor, and 1/2-in. dovetail bit. In addition, straight bits are available for cutting box joints.

First, clamp the jig to the workpiece to rout the sockets that accept the tails. Chuck the arbor into the drill and slide the cutter holder into one of the channels in the jig, as shown. Then, start the drill and push the cutter into the work. Repeat this for each channel.

Next, cut the tails using the channels on the jig side. Since the tails are cut through the work, clamp a backup board to the workpiece to prevent splintering and to keep the cutter from hitting the jig.

The Wolfcraft dovetailer is \$30 at hardware stores and many mail-order tool firms. For details, contact Joe Karosch, 1107 Lunt Ave., Schaumburg, Ill. 60193.—Rosario Capotosto

WATER WELL DRILL KIT



Now you can drill a water well or a free-flowing spring in your backyard. Have all the pure, fresh water you want FREE!

OVER 37,500 SOLD!

Easy to operate as your power lawn mower!

FOR FREE BROCHURE CALL TOLL-FREE

1-800-821-7700

(Ask for Extension 5749)

Or clip coupon and mail TODAY!

DeepRock

5749 Anderson Road
Opelika, Alabama 36802

Please mail your FREE Brochure.

Print Name _____

Address _____

City State Zip _____

Phone _____

© 1985 DeepRock Mfg. Co.

DOCTOR'S FAMILY CUTS HOT WATER BILLS IN HALF!

Yet imagine—10 hot showers in a row.



The Dr. Chamberlin Family

How was it done? With a THERMAR TANKLESS WATER HEATER. Tank type heaters STORE heated water—waiting for use. To do this, they cycle on and off continuously—24 hours a day—every day. In contrast, a THERMAR HEATER HAS NO TANK AT ALL. It produces hot water on DEMAND—as you need it—so it has NO “stand by” loss—and can cut your hot water bills by 50% and more. And, because Thermar has no tank—it can't run out of hot water—ever—shower after shower.

MAIL THE COUPON TODAY FOR FREE ENERGY BOOKLET AND ALL DETAILS.

NAME _____ FREE!

THERMAR JOHNSON POWER TECH
Melrose Square
Greenwich, CT 06830
1-800-228-6505

Name _____

Address _____

City _____ State _____ Zip _____

Canadian Residents send to: 55 Bramble Rd., Suite 8, Brampton, Ontario L6R3M4

PM 1635

WANTED: 75 LANDOWNERS



Ponderosa

\$35,300*

Miles Homes offers one of the most affordable financing programs on the market today.

- Free Framing for Qualified Buyers
- No Down Payment
- Below Market Financing
- Low Monthly Payments While Building
- More Than 45 Home Designs

Miles Homes the way

4700 Nathan Lane
P.O. Box 9495
Minneapolis, MN 55440

Call Today 1-800-328-3380 Ex. 100
In Minn. 1-800-642-3200 Ex. 100

*Basic Home Package. Prices may vary by state. See Catalog for definition of materials.

SEND TODAY FOR FULL DETAILS.

- Please send me: (Check one)
- Free color brochure
 - 68 page, full color catalog
- (Please enclose \$1 check or money order.)
- Please Print

Name _____

Address _____

City _____ State _____ Zip _____

Phone No. (_____) _____

LAND Own Making Payments Looking

I plan to start building by _____ (MO/YR)

Combined income:

Under \$18,000 \$18,000-\$26,000

\$26,000-\$35,000 Over \$35,000

MPMD-0385

Start your own money making business!



Get in on the PROFITS in SMALL ENGINE service and repair



BEAT INFLATION! Work part time, full time right at home - we help you every step of the way.

In just a short time, you can be ready to join one of the fastest growing industries in America... an industry where qualified men are making from \$25.00 to \$30.00 per hour... and that's just for labor. Parts, engines and accessories add even more to the profits. Because the small engine industry has grown so quickly, an acute shortage of qualified Small Engine Professionals exists throughout the country. When you see how many small engines are in use today, it's easy to understand why qualified men command such high prices — as much as \$49.95 for a simple tune-up that takes less than an hour.



Learn At Home In Your Spare Time.

65-million small engines are in service today!

That's right — there are over sixty-five million 2-cycle and 4-cycle small engines in service across the U.S.A. That's the official count from the Engine Service Assn., and new engines are being built at a rate of one-million per month! With fully accredited and approved Foley-Belsaw training, you can soon have the skill and knowledge to make top money servicing these engines. Homeowners and businessmen will seek you out and pay you well to service and repair their lawnmowers, tillers, edgers, power rakes, garden tractors, chain saws, mini-bikes, go-carts, snowmobiles... the list is almost endless.

You get all this Professional equipment with your course, PLUS 4 H.P. Engine... ALL YOURS TO KEEP... All at NO EXTRA COST.



**RUSH COUPON TODAY
FOR THIS FACT-FILLED**

**FREE
BOOKLET!**

Tells how you quickly train to be your own boss in a profitable Sparetime or Fulltime business of your own PLUS complete details on our 30-Day NO RISK Trial Offer!



Send for your copy today!
No obligation

No experience necessary.

You don't need to be a 'born mechanic' or have prior experience. If you can read, you can master this profitable trade right at home, in your spare-time, without missing a single paycheck. Lessons are fully illustrated — so clear you can't go wrong.

We guide you every step of the way, including tested and proven instructions on how to get business, what to charge, how to get free advertising, where to get supplies wholesale... all the "tricks of the trade"... all the inside facts you need to assure success right from the start.

INCREASED INCOME

"I've had about 8 years experience repairing small engines... but repairs were only minor... until I started the Foley-Belsaw Course."

Walter H. Strick
Campbell, California



With our famous 'learn-by-doing' training method, you get actual 'hands-on' experience with specialized tools and equipment you'll receive with your training, plus a brand-new 4HP engine — all yours to keep.

Send Today for FREE facts!

You risk nothing by accepting this offer to find out how Foley-Belsaw training can give you the skills you need to increase your income in a high-profit, recession-proof business of your own.

Just fill in and mail coupon below (or send post-card) to receive full information and details by return mail. **DO IT TODAY!**



**FOLEY-BELSAW INSTITUTE of
SMALL ENGINE REPAIR**
50641 Field Bldg., Kansas City, MO. 64111

No obligation... No salesman will call

Foley-Belsaw Institute

50641 Field Bldg. • Kansas City, Mo. 64111



YES, please send me the FREE booklet that gives full details about starting my own business in Small Engine Repair. I understand there is no obligation and that no salesman will call.

NAME _____

ADDRESS _____

CITY _____

STATE _____

ZIP _____

PM LOOKS AT...



A rising faucet

Moen introduces the Riser—the first adjustable-height faucet. Just lift the spout and the Riser locks into position 9 in. above the top of the sink. This permits filling tall vases, pitchers and oversized pots and pans.

The Riser is designed for easy do-it-yourself installation and comes with all the necessary tubing and connections. The spout is equipped with a water-saving aerator that sprays, aerates and swivels to reach every corner of the sink. The aerator limits water flow to 2.75 gal. per minute. The Riser comes in two sizes: kitchen (\$125) and lavatory (\$115). For details, contact Moen, 377 Woodland Ave., Elyria, Ohio 44036.—Rosario Capotosto



Faucet comes with all necessary tubing and connections. Features include washerless cartridge, single-lever water control.



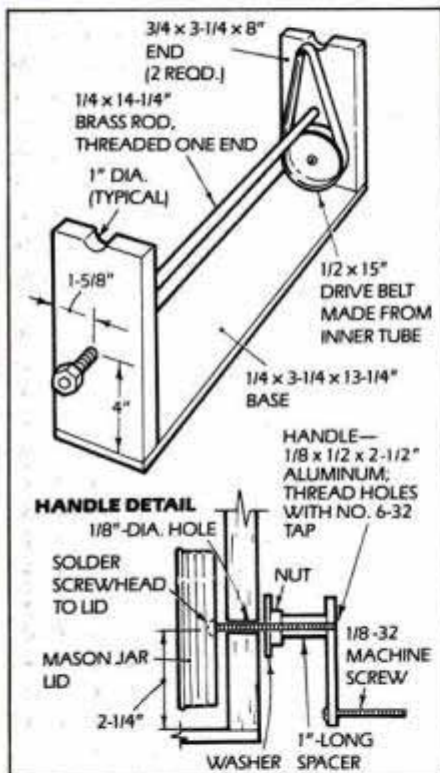
The new Riser lavatory faucet locks into position to permit washing hair easily.

HINTS FROM READERS

Fishing pole eye wrapper



End brackets support pole, which is turned by belt. Thread winds around shaft and eye from spool suspended below pole.



This hand-cranked eye wrapper ties eyes on fishing poles quickly and neatly, with thread supplied from a spool that slides freely on the brass rod directly under the pole. The pulley that spins the pole is a mayonnaise or mason jar lid with the head of a 1-1/2-in.-long brass screw soldered to its inside surface. The drive belt is cut from an old inner tube. Cut No. 6-32 threaded holes in each end of the crank arm, one for the axle screw, the other for the screw that serves as crank handle. Since the winder is turned clockwise, both screws will remain tight in the arm.—*Louis Hochman*

MUST LIQUIDATE AT FAR BELOW DEALER COST! METAL WIRE FEED MIG WELDER

FACTORY NEW! FACTORY PERFECT!

Wire feed welding is the only acceptable repair method for car and truck body panels! Ideal for do-it-yourself van customizing! Perfect for welding aluminum, very thin sheet metal, high-carbon or even stainless steel!

Six month warranty on parts!

Much easier to use than arc welders! Ideal for beginners! Perfect for pros!

ARC WELDERS tend to distort thin metal, making it impossible to weld unless a brazing attachment is used. But brazing attachments are awkward and difficult to control. ARC WELDING requires extensive training for expert results!

But with a WIRE FEED welder, the wire is fed AUTOMATICALLY! This means you can concentrate on the weld and not have to worry about the correct addition of arc wire. And with the two booklets we've enclosed there is more than enough information for the layman to start welding right away!

The "gun" is easy to move into virtually any position. And it "welds" ONLY when the trigger is pressed! Wire feed welding is clean and free from slag (unlike messy arc welding) because an inert gas protects the metal from oxygen. The gas forms NO slag! So you get smooth, clean welds . . . everytime!

- Brass gas flow regulator for precise, convenient control.
- Variable wire feed selector to control speed of wire being fed through the nozzle.
- Six-post Heat Selector to match feeding speed of the wire.
- Welding current: 60 Hz, single phase, 220V circuit.
- 120 amps maximum intermittent current. 100 amps at 20% duty cycle.
- Wire feed range of 6 1/2 ft/min. to 63 ft/min.
- Thermal overload protected. Fully insulated. Individually tested for proper performance.
- Size: 17 1/2" x 27 1/2" x 19". Weight: approx. 92 lbs.

NOTE: This welder uses carbon dioxide, argon and argonrich gases! Gas bottle is not included.

PUBLIC NOTICE!

ECONOMIC SLUMP IN EUROPE CREATES A SURPLUS INVENTORY OF TOP QUALITY WIRE FEED WELDERS!

C.O.M.B. CO. now authorized to liquidate surplus inventory of high grade welders at BELOW dealer cost!



WELDER KIT INCLUDES: Model 120N electric wire feed welder; protective face mask with glass and lens; chipping hammer and wire brush; two welding booklets with "how-to" information; and an 11 lb. roll of .030" wire.

Comparable Retail Value
\$995.00

OUT THEY GO AT ONLY:

\$458

Item H-331-62230

Price subject to change after 60 days. Offer void outside original 48 states.

Credit card customers can order by phone, 24 hours a day, 7 days a week



Toll-Free: 1-800-328-0609

Your check is welcome! No delays in orders paid by check.

C.O.M.B. CO.

Authorized Liquidator

14615 28TH AVENUE NORTH
MINNEAPOLIS, MINNESOTA 55441 3357

C.O.M.B. CO. / Liquidators Item H-331-62230
14615 28th Ave. N. / Minneapolis, MN 55441-3357
Send ____ Wire Feed MIG Welder(s) at \$458 each. I will pay shipping charge to driver upon delivery. (Minnesota residents add 6% sales tax. Allow 3-4 weeks delivery. Sorry, no C.O.D. orders.)

My check or money order is enclosed. (No delays in processing orders paid by check, thanks to TeleCheck.)

Charge: MasterCard VISA Am. Ex. Diners Club

Acct. No. _____ Exp. _____

PLEASE PRINT CLEARLY

Name _____

Address _____

City _____

State _____ ZIP _____

Phone _____

Sign here _____

Exciting Breakthrough For Suburban Gardeners!

At last!

Now there's a tiller/cultivator exclusively designed for small backyard gardens.



No longer do you have to choose between a yank-you-along front-tine tiller and a clumsy, hard-to-guide, expensive rear-tine tiller.

Now there's Mantis... the 20-pound wonder that makes every gardening job a breeze! Mantis starts with a flick of the wrist... turns on a dime... weeds an average garden in 20 minutes... and runs all day on a gallon of gas.

Mantis tills a full 8" deep, or delicately cultivates the surface for precision weeding. And, because it's so easy to maneuver, women love Mantis! And lots of older people (many of whom had almost given up gardening) find Mantis an absolute joy. "I'm 82 and I simply couldn't garden any more without it..." wrote W. R. of Russell, Kentucky (and it's a sentiment we find again and again in letters from Mantis owners).

The secret of Mantis' success is its exclusive "tine teeth" which spin at 240 revolutions per minute (twice the speed of most tillers). These *tine teeth* cut through soil, weeds and tough sod like a chain saw cuts through wood.



Mantis is so easy to guide that you can cultivate right around plants, along crop rows and up tight to fences... without worrying about running into your growing flowers and vegetables.

And, with its easy-on/easy-off precision attachments, Mantis quickly becomes a Planter/Furrower... a Border Edger... a Lawn De-Thatcher and Aerator... or a superb Trimmer for pruning shrubs and hedges.

Best of all, Mantis costs a fraction of what you'd pay for a big tiller!

Get the whole wonderful story on the remarkable Mantis... the little machine that has made gardening such a joy.

SPRING BONUS

Get a **FREE \$41.00 Border/Edger!** (If you hurry)

Cuts beautiful border edges along drives, walks, and gardens for professionally-landscaped finish.



3-WEEK HOME TRIAL MONEY BACK IF NOT DELIGHTED

Mantis Mantis Manufacturing Co., 1458 County Line Road, Dept. 641 Huntingdon Valley, PA 19006

Please send me information on the Mantis Tiller/Cultivator and your Spring Bonus.

NAME _____

ADDRESS _____

CITY _____

STATE _____ ZIP _____

BAND SAW BLADES

WELDED TO YOUR EXACT LENGTH

WIDTHS	TEETH	PRICE/INCH
1/16"	24 & 32	\$.09
1/8" thru 5/8"	3 thru 32	\$.05

OTHER SIZES AVAILABLE — INQUIRE

To Figure Price: Inch Length x Price/Inch + \$1.85 Weld Charge

MINIMUM ORDER: \$10.00

Add \$2.50 for Shipping-Prompt Delivery

PHONE ORDERS —

1 (800) 543-8664 (Outside Ohio)

1 (513) 621-2159 (In Ohio)

VISA or MasterCard Accepted or

Send Payment with Order or

Write for More Information to:

BUCKEYE SAW COMPANY

P.O. Box 14794

Cincinnati, Ohio 45214

WHAT'S HE DOING!

Making a Concrete Flower Pot! ... and **SO CAN YOU!**

Make and sell your own Ornamental Concrete items. **Rush \$5.00 for Book** about Aluminum Molds with prices and production trade secrets direct from world's largest mold manufacturer. Over 350 designs to select from.



Send **\$5.00** CONCRETE MACHINERY COMPANY Today To ➔ P. O. BOX A99 - HICKORY, N. C. 28601

Got a Minit? Make a Button!

It only takes a "minit" to enter the fast and easy, fun and profitable world of button-making with Badge-A-Minit. These 2 1/4" plastic coated buttons are fun to wear, fun to make and easy to sell at flea markets, fairs, conventions, sporting events, or anywhere people congregate. Supply buttons for community events, school clubs or churches. Button parts cost only pennies each, finished buttons sell for much more. Only \$24.95 gets you started with everything you need to make buttons.



Send today for our FREE colorful 48 page catalog PLUS a FREE 24 page book full of button-making ideas from Badge-A-Minit.

Badge-A-Minit, Ltd. Dept. #M385 Box 909, Civic Industrial Park, LaSalle, IL 61301

SEND ME FREE the catalog and idea book!
 YES, SEND ME the Badge-A-Minit starter kit for only \$24.95 plus \$1.75 shipping (IL residents add \$1.25 tax)

Visa MasterCard American Express

Credit Card No. _____

Exp. Date _____ Signature _____

Name _____

Address _____

City _____

State _____ Zip _____

Your purchase is always covered by our unconditional money-back guarantee

Precision Lathes
3"-15" swing



Milling Machines, Lathe Accessories,
Precision Tools, Aluminum, Brass,
Steel, Taps, Dies, and Drills.

108 Page Catalog-\$2.00
Refundable

We Accept Mastercard and Visa

CAMPBELL TOOLS COMPANY
2100-D Selma Road
Springfield, Ohio 45505 513-322-8562

COMPACT 5 - 5" x 14" of
shown accessories

The Homebuilt
JET HELICOPTER (MANUAL)
LOW-COST DESIGNS / ASSEMBLY METHODS

- Carries one person-plus • Vertical take-off & landing
- Hand-tool construction • Can be flown without a license • Uses low-cost fuel

CONSTRUCTION MANUAL -
Completely Illustrated -
Only \$11.00*

The Helicopter Experimenters' A valuable source of
designs • data • methods • suppliers
for the rotary-wing hobbyist
Fully illustrated. Only \$9.00*

THE HELICOPTER HOBBYBOOK
Outlines the construction
of a piston-engine powered
helicopter (illus.), \$8.00*

*ANY 2 ABOVE BOOKS: ONLY \$17.00 (includes one kit book post-
*ALL 3 BOOKS: ONLY \$22.00 (and U.S. funds only.)
Kit & accessory info: \$) or FREE with order of \$17 or more!

HELICRAFT
P.O. Box 16488
Baltimore, MD 21217




\$1,000'S WEEKLY

Home Business Directory
Exciting Free Details. Write:
Box 2019-PM
New York, NY 10163

BASEMENT TOILET



FLUSHES UP To Sewer or Septic Tank

No Digging Up Floors—Installs Easy, Safe!

Write McPherson, Inc., Box 16
Box 15133 Tampa, Florida 33684

EARN \$\$\$\$ REPAIRING CAMERAS

Learn in your spare time. No experience needed.
Home-study course includes SLR camera, tools,
electronic shutter tester kit, easy-to-follow
instructions. Send for free facts. No obligation.

NAME _____ AGE _____
ADDRESS _____
CITY/STATE/ZIP _____ PHONE _____

National Camera, Inc. Dept. PM Since 1952
1550 South Pearl St. Denver, Colorado 80210


Print For Profit

Print cards, stationery,
envelopes; advertising,
labels, tickets; holiday,
sympathy, birthday, QSL
cards. Satisfying
pastime/money-maker.
Work with your hands,
use your imagination,
see results.

Own a Printing Business.

Kelsey Presses
Since 1872

Have your own
shop. Add to income. We supply instructions,
hand presses and all supplies
direct from factory.
Send for our free catalog.
Kelsey Presses, 85 BC, Meriden, CT 06450



TILLER USERS...

Can your machine
do all of this?

- Handle with just ONE HAND.
- EVENLY break, turn & till soil.
- Shred vegetation without tangling.
- Leave NO WHEELMARKS or FOOTPRINTS.

The TROY-BILT® ROTO TILLER-POWER COM-
POSTER can do all this and more! That's why
serious gardeners consider it the
finest tiller available. See for
yourself! For complete details,
"OFF-SEASON" SAVINGS, and
FREE 32-page booklet clip this
and mail today to:

TROY-BILT® Tillers
102nd St. &
Ninth Ave.,
Troy, N.Y.
12180



TROY-BILT® Roto Tiller-Power Composters
Dept. A2410
102nd St. & 9th Ave., Troy, NY 12180

Please send the whole wonderful story of TROY-BILT® Roto
Tillers including prices and "OFF-SEASON" SAVINGS now in
effect for a limited time.
(Please Print Clearly)

Name _____
Address _____
City _____
State _____ Zip _____

© 1985 Garden Way

31 Ways to Help You Qualify for the Job You Want

FREE CAREER FACTS ABOUT DIPLOMAS AND ASSOCIATE DEGREES

If you want more money,
more security and a better
way of life, the decision to
train for a better career
could be the most important
one you will ever make. And
now you can train at home in
your spare time for a diploma
or even a degree to help you
get a better job. This is the
same kind of training program
that has been used by nearly
2,000 American Corporations
to train their employees...



Get Your 2-Year Degree Without Attending College

Now without attending a single class, you can get your Associate Degree in Business or Technology. Eight different majors available. And if you already have some college or work experience in the field, you may be entitled to advanced standing toward your degree.

An Ideal Way to Learn

No need to change your daily routine or take time from your job or family. Learning is easy because everything is explained step by step with plenty of drawings, diagrams and photos. And like many colleges—all these courses use "open book" exams that let you refer to your texts and apply what you have learned. If you do have a question, your instructor is as close as your telephone. And all courses include necessary tools, instruments and materials...whatever you need for your training.

Could a Career Diploma or a Degree Be Worth Thousands of Dollars to You?

Compare your present salary with the amount of money you could be making in any of the careers shown below. Training in a trade or earning a 2-Year Associate Degree in Specialized Business or in Specialized Technology could make a giant difference in your lifetime earnings. But it's not the money alone...think of the security, satisfaction and the fun of working in a job you like. Get more information at no cost! Check the career you're most interested in and mail the coupon today. There's no obligation and no salesman will call.

ICS SINCE 1891 **International Correspondence Schools, Dept. PBS25**
ICS CENTER, Scranton, Pennsylvania 18515

Please send me free facts, color brochure and full information on how I can study at home for the career I have chosen. I understand I am under no obligation and no salesman will call. **CHECK ONE BOX ONLY!**

2-YEAR BUSINESS ASSOCIATE DEGREE PROGRAMS

- Business Management
- Marketing
- Finance
- Accounting

2-YEAR TECHNICAL ASSOCIATE DEGREE PROGRAMS

- Civil Engineering Tech
- Mechanical Engineering Technology
- Electrical Engineering Technology
- Electronics Technology

CAREER DIPLOMA PROGRAMS

- High School
- Auto Mechanics
- Hotel/Restaurant Mgmt
- Surveying & Mapping
- Drafting
- Air Conditioning & Refrigeration
- Travel Agent
- Wildlife/Forestry Conservation
- Art
- Police Sciences
- Veterinary Assistant
- Diesel Mechanics
- Electrician
- Small Business Mgmt
- Electronics Bookkeeping
- Microcomputer Repair
- Catering/Gourmet Cooking
- Computer Programming
- Small Engine Repair
- Gun Repair
- Motorcycle Repair
- Fitness & Nutrition

*These courses are offered by North American Correspondence Schools, ICS, North American Correspondence Schools and the Center for Degree Studies are divisions of National Education Corporation. They are Accredited Members of the National Home Study Council in Washington, D.C.

NAME _____ AGE _____
ADDRESS _____
CITY/STATE/ZIP _____

Call Toll-Free or Mail Coupon Today!

Take your family beyond Computers.



Enter the fascinating world of the home robot.

HERO JR. will wake you in the morning, guard your home at night, remind you of your appointments for the week, and entertain your family throughout the day with engaging small talk, songs, poems, games... even strolls around the house.

Introduce your family to the wonders of robotic living... for less than the cost of a computer. For the name of your nearest dealer,

"Call for HERO JR. at 1-800-253-0570"

Ask for operator 4

(In Michigan, call 616-982-3454)

Heath/Zenith

BUILD YOUR OWN BOAT



SAVE 50% OR MORE!

HUNDREDS of designs, power & sail, 8' to 55'. Build in WOOD, STEEL, FIBERGLASS. GLEN-L frame kits, plans, & full size patterns are especially for amateurs. Easy, proven methods with instructions assure PROFESSIONAL RESULTS!

HUGE 152-pg CATALOG SHOWS HOW

Order \$3 catalog now & also receive FREE "BOATBUILDING SUPPLIES" catalog, OR SEND FOR FREE "DESIGN SAMPLER".

GLEN-L MARINE DESIGNS (Phone 213-630-6258)
9152 Rosecrans, Box 756T, Bellflower, CA 90706

GLEN-L MARINE DESIGNS
9152 Rosecrans, Box 756T, Bellflower, CA 90706

- GLEN-L catalog @ \$3.00 (sent SLOWER 4th CLASS), OR
- GLEN-L catalog @ \$4.00 (sent FASTER AIR MAIL), OR
- FREE "DESIGN SAMPLER"
- "EPOXY TECHNICAL MANUAL" \$ 2.00
- "FIBERGLASS BOATBUILDING—AMATEURS" \$22.95
- "BOATBUILDING WITH PLYWOOD" \$15.95
- "INBOARD MOTOR INSTALLATIONS" \$14.95
- "HOW TO FIBERGLASS BOATS" \$ 8.50
- "RIGGING SMALL SAILBOATS" \$ 6.50
- "HOW TO BUILD BOAT TRAILERS" \$ 6.50

NAME _____
ADDRESS _____
CITY _____
STATE _____ ZIP _____

For Southpaws Only!

We have a wide selection of utensils, tools and gift ideas for left-handed people. Send \$2.00 for full-color catalog.

Aristera the left hand people
1527 Renovator's Old Mill
Miller's Falls, MA 01349

GOVERNMENT SEIZED PROPERTY Could Make You RICH!

LITTLE-KNOWN SECRET REVEALED!
Buy Dirt Cheap - Automobiles, Trucks, Vans, Boats, Furniture, Stereos, Appliances & TVs - thousands of other items seized in narcotics raids - Resell at Big Profits!

Write Today! Free Information!
MARCEL Dept. MB
Box 7557, Monroe, LA 71211

PRODUCE BRASS & COPPER SIGNS

- ANYONE CAN BE A CRAFTSMAN
- REAL METAL ● LOW COST ● GREAT PROFITS
- NO SPECIAL TOOLS OR EXPERIENCE NEEDED
- A UNIQUE AND BEAUTIFUL PRODUCT
- LOW COST START UP KITS AVAILABLE

Signet, 50 High St., Suite LL7F, Buffalo, N.Y., 14203

TO MAKE TOYS & WOOD PROJECTS 100's of plans, kits, colored and unfinished hardwood parts for toys, crafts and furniture (Colonial, Shaker, primitive & modern). Bulk prices available. Color catalog \$1. (614) 484-1748
Cherry Tree Toys • Box 369-24, Belmont, OH 43718

DOWNLINK International

SATELLITE SYSTEMS STARTING AT \$860⁰⁰

DO-IT-YOURSELF and \$AVE

JANEL **CHAPARRAL** **GOULD**

NOW...

*YOU CAN BUY YOUR OWN COMPLETE HIGH QUALITY/NAME BRAND SATELLITE TV SYSTEM AT FACTORY DIRECT WHOLESALE PRICES
*YOU CAN INSTALL YOUR OWN SYSTEM WITH OUR FULLY ILLUSTRATED EASY TO UNDERSTAND/EASY TO INSTALL "FACT PACK" INCLUDING:

- ▶ SYSTEMS AVAILABLE • COST
- ▶ LEGALITY/SCRAMBLING
- ▶ HOW TO INSTALL/ FROM START TO FINISH
- ▶ PROGRAMMING/ SELECTING A TV GUIDE
- ▶ SHARING THE SYSTEM WITH A RESIDENCE
- ▶ MUCH, MUCH, MORE

FOR YOUR "FACT PACK", SYSTEMS CATALOGUE AND PRICING, PLEASE SEND CHECK OR MONEY ORDER FOR \$12.95 TO:

DOWN LINK INTERNATIONAL
P.O. BOX 518
GLIDE, OREGON 97443
WHERE NAME BRANDS DO COST LESS!

At Last a New Amazingly Simple GAS TURBINE JET ENGINE

Build from easy to follow plans. Length 18", Dia. 5 1/2", Wt. 15 lbs. Fuel: Gasoline or Kero. "Screaming Demon" develops 20 N.P. Ideal project for serious-minded hobbyists, students; scientific and industrial arts classes. Make on 9" metal cutting lathe with milling attachment. For use on small racing boats, midget cars, etc. Full size assembly drawings with critical dimensions, bill of materials and photos. Price \$8.00. No. C.O.D. SAVOY SCIENTIFIC 1510 25th St., P.O. Box 1398 SANTA MONICA, CALIF. 90406

BUILD A BIKECAR

The Amazing Mini Car Built with Bicycle Parts! Electric-Pedal Powered! Fun to Drive! Easy to Build!

PLANS \$7.95
Postpaid and Mailed First Class
Send To:
SPORTRAN CO.
P.O. Box 7077-R, Endicott, NY 13760

PROFESSIONAL TOOLS

S-K, PROTO, BLACKHAWK, THORSEN OVER 60% OFF THE MFG. LIST PRICE!!!

Send \$1.00 for price list and order blank
Send \$2.00 for price list, order blank, and a sample wrench.

PAPPY'S GENERAL MERCHANDISE
R.R. 2, BOX 64
MITCHELL, SOUTH DAKOTA 57301

THE WORLD'S BEST COIL CORD

CORD: \$14.95
BRACKET: \$17.95

1-800-547-1788
(in Oregon, 295-0733)

Or send check or money order to:
V. Polak Co., 2211 N.W. Raleigh St.
Portland, OR 97210

NON-GUNS!

That's right, these precision-built replicas of famous firearms CANNOT CHAMBER OR FIRE REAL AMMUNITION! Made of machined metal, they look, feel and weigh same as the originals. CAN BE DISASSEMBLED. Over 30 listed, hand-finished parts. Comes fully assembled. Safe and perfect for display. **MONEY BACK GUARANTEE.** Send for FREE CATALOG of over 90 different models. Model shown: U.S. GOVT. 45 AUTOMATIC. CD1924-300 \$55 (3.00)

The COLLECTOR'S ARMOURY, Inc., Dept. PM
800 SLATERS LANE, ALEXANDRIA, VIRGINIA 22313

Portable Steam Cleaner
Steam in 60 seconds

CLEAN: Engines, Air Filters, Lawn Mowers. 3-yr. guarantee on fire box, coils. Uses liquid soap, propane fired. Wt. 120 lbs. Auxil. pump required on low water pressure.

WEDCO MFG. INC., Dept. M-15
P.O. Box D, 940 West Broadway,
Jackson, Wyoming 83001

NEW **Bulldozer • Loader • Backhoe** ALL NEW **MAGNATRAC® Kit!**

- **NEW ENGINE**
18 hp Twin Cylinder [Industrial]
- **NEW POWER**
4500 lbs. Maximum Pull at Drawbar
- **NEW LOADER**
Lifts 750 lbs...Raises to 7½ ft.
- **NEW BACKHOE**
Digs down 8 ft...Loads trucks to 7 ft.

Send NOW for Details!

CATALOG • showing Magnatrac Kit construction and uses.....\$1.00

PLANS • for building a Magnatrac from local materials.....\$7.00

STRUCK-KIT, Dept: PM 35
Cedarburg, Wisconsin 53012



Build it, Drive it... and SAVE \$\$

AMAZING SCIENTIFIC and ELECTRONIC DEVICES

PHASER shockwave and invisible FORCE FIELD generators. LASERS for weapons, cutting, burning, cloud writing, holography and special effects. NUCLEAR particle accelerators and detectors. PLASMA, ION, HIGH VOLTAGE, HIGH FREQUENCY TESLA COILS and LIGHTNING generators. TRANSMITTERS and CONTROL devices for security, telephones, intrusion detection, nature listening. PLUS PLUS INFRASONICS, ULTRASONICS, ENERGY, CHEMICAL and PERSONAL PROTECTION and SAFETY DEVICES. SEND \$1 for catalog of plans, kits and completed items to:

INFORMATION UNLIMITED, INC.
P.O. Box 716, Dept. M8
Amherst, N. H. 03031

Rust Buster™



Stops automotive corrosion Electronically. Improves your present rustproofing DRAMATICALLY. Technical brochure: 1(800) 458-3474, in PA. (614) 944-8700. Canada (416) 765-3601

A.C. Technology Inc., Box 1971, Altoona, PA 16603




RENTING MAKES THE BEST POWER TOOLS AFFORDABLE

The best power tools money can buy cost less when you rent them from an American Rental Association member. Here's why:

- You only pay a fraction of the cost of buying the new tool.
- A.R.A. members offer professional quality tools... perhaps better quality than you could buy.
- Your A.R.A. member maintains the power tool for you. And the A.R.A. members keep the highest standards for maintaining the working condition of rental tools.
- Your A.R.A. rental firm can give you complete instructions for using the tool so you can get the job done right the first time.
- When you're done you don't have to store the tool, you take the tool back to the store.

Next time you want the best power tool money can buy, rent it from an A.R.A. member rental store. Look in the Yellow Pages for the A.R.A. member rental member, renting makes the best affordable.




american rental association

We rent only the very best.

1900-19th Street, Moline, Illinois • 61265
(309) 764-2475

FREE



YEAR'S CATALOG SUBSCRIPTION
WORLD'S FOREMOST SUPPLIER
FISHING • HUNTING • OUTDOOR GEAR

Rods . . . Reels . . . Lures . . . Boating
Rod Building . . . Camping . . . Bows
Hunting Supplies . . . Outdoor Clothing
Footwear . . . Knives . . . Decoys . . . Gifts

100% Satisfaction Guaranteed

Yes, send my FREE SUBSCRIPTION

NAME _____

ADDRESS _____

CITY _____

STATE _____ ZIP _____

Cabela's 876-503
Sidney
Nebraska 69160

Get your "FREE" brochure on
EASY WOOD FINISHING
with **WATCO®**
"The Original" NOW in 8 colors!

DANISH OIL FINISH



You'll be amazed at how easy it is to finish wood beautifully with Watco Danish Oil. Watco gives wood that natural hand-rubbed look with long-lasting durability. And because Watco is IN the wood... not on it like temporary surface coatings... there is no finish that will wear off. Watco Danish Oil is ideal for furniture, antiques, paneling, cabinets, doors, and trimwork. It's also safe for butcher blocks, cutting boards, and children's toys. Choose from 8 beautiful finishes... Natural, and Medium, Dark, and Black Walnut shades, and Cherry, Golden Oak, Fruitwood, and English Oak colors.

Send today for "FREE" color booklet "HOW to Beautifully Finish Wood" and the name of your nearest Watco distributor.

WATCO-DENNIS CORP., 1756-22nd St.
Santa Monica, CA 90404, Dept. **PM-35**

Name _____
Street _____
City _____
State _____ Zip _____

213/870-4781 • 829-2226

MUST LIQUIDATE AT A LOW LIQUIDATION PRICE! 1893 SWEDISH ARMY BAYONETS



An authentic collector's item or ideal hunting knife!

In the liquidation business, we run across some mighty unusual items! And here's one of them that's truly unique! Official army issue combat bayonets . . . acquired from the National Army of Sweden. These were made way back in 1893, but never used.

Talk about an authentic collector's item . . . this is it! Rare, battle-worthy bayonets over 90 years old! Now lying in silence from days when the battle command was "fix bayonets!"

Finely crafted of heavy-gauge Swedish steel. The 8" blades taper to a sharp point and are virtually rust-free thanks to a protective grease gel. The heavy-weight metal handles feature fine checkering and have a spring-loaded locking device for attaching to gun.

Bayonet comes with protective clip-on metal sheath. Leather scabbard has carrying loop for attaching to a belt. Markings include military numbers of issue and proof marks of the royal crown of Sweden on bayonet and scabbard. Our supply is obviously limited. Order promptly.

WARNING: Not a toy for use by children. Can cause serious or fatal injury. Keep out of reach of children. Always keep bayonet in protective sheath for safety.

\$18

Liquidation Price Item H-330-63130-00

Price subject to change after 60 days.
Offer void outside original 48 states.

Credit card customers can order by phone,
24 hours a day.
7 days a week.



Toll-Free: 1-800-328-0609

Your check is welcome!
No delays in orders paid by check.

C.O.M.B. CO. Item H-330-63130-00
14615 28th Ave. N./Minneapolis, MN 55441-3357

Send ___ Swedish bayonet(s) at \$18 each, plus \$4.00 each for shipping and handling. (Minnesota residents add 6% sales tax. Allow 3-4 weeks for delivery. Sorry, no C.O.D. orders.)

My check or money order is enclosed. (No delays in processing orders paid by check, thanks to TeleCheck.)

Charge: MasterCard VISA Am. Ex. Diners Club

Acct. No. _____ Exp. _____

PLEASE PRINT CLEARLY

Name _____

Address _____

City _____

State _____ ZIP _____

Phone _____

Sign here _____

C.O.M.B. CO.

Authorized Liquidator

14615 28TH AVENUE NORTH
MINNEAPOLIS, MINNESOTA 55441-3357

ENDLESS HOT WATER!



Woman Takes 18-Hour Steaming Hot Shower!

A world record? We don't know. We did it to prove how you can get endless hot water

with an AquaStar Tankless Water Heater . . . and cut your water bill in half too!

AquaStar heats your water only as you use it, as long as you use it. Enjoy instant, endless hot water at the exact temperature you want it. No bulky tank. No running out of hot water. No more wasting energy. Millions of AquaStar tankless water heaters are in use today!

AquaStar is the ideal replacement for the tank. Designed to last a lifetime so AquaStar may be the last water heater you ever buy! Read what Popular Science, New Shelter, Mechanix Illustrated and others say about these amazing, economical tankless heaters.

Send coupon today for free information!

AquaStar Controlled Energy Corp.
Fiddler's Green Dept. PM035
Waitsfield, VT 05763

Yes! Please send more information right away!

Name _____
Address _____
City _____
State _____ Zip _____

Become a DRAFTSMAN in your spare time!

Train at home in spare time. No previous experience needed. Tools and materials included with course. No special talent required. We show you what to do, how to do it. No salesman will call. LEARN DRAFTING AT HOME!

SEND FOR FREE FACTS NAME _____ AGE _____
ADDRESS _____

Accredited Member CITY/STATE/ZIP _____

NORTH AMERICAN SCHOOL OF DRAFTING, Dept. PB025
925 Oak Street, Scranton, PA 18508

FREE MINI-BIKE PLANS! go cart

Hot Line (402) 392-0234
Master Card
Visa
New plans reveal step by step details on how to build your own Go Cart! Learn how to buy engines and parts CHEAP! New discount parts coupon! \$3 refundable!

plans RUSH \$3 for plans & FREE coupons to: _____
PLANS, Box 405, Dept. PM-3 Elkhorn, NE 68022

EARN SHOES FOR YOURSELF!

If you will take just five Mason Shoe orders a month, YOU NEED NEVER BUY ANOTHER PAIR OF SHOES! The "Earn Shoes for Yourself" plan makes it EASY! With our catalog of 400 fast-selling styles (dress, work, sport shoes) you'll have no trouble getting the orders. And you'll have your own private shoe store from which to select your FREE SHOES. You don't invest one cent, yet you earn up to \$100 a week showing friends and neighbors Mason Shoes. Fine quality air-cushion shoes

in sizes 4 1/2 to 16, widths AA to EEEE. Rush postcard for FREE Starting Kit plus exciting Prize and Bonus Offers TODAY! Call Toll Free 1-800-826-7030, Ext. 614, in WI 1-800-472-7003. Ext. 614, or write: MASON SHOE MFG. CO., DEPT F-592 Chippewa Falls, WI 54774

THERE IS MONEY TO BE MADE SELLING KNAPP SHOES

Start earning extra cash instantly, plus receive a 30% discount on a pair of cushion comfort Knapp shoes for yourself from the largest direct selling shoe company in the entire country. Over 20,000 sales people like yourself are making money every day selling from our full color catalog featuring over 250 attractive styles for men and women including dress, casual, work, safety and outdoors. Knapp will send you a complete FREE SELLING KIT, including everything you need to get started earning extra money immediately. There is no risk when you sell Knapp shoes. We support our sales people with free training and back our shoes with an unconditional money back guarantee. Send coupon today!



No Cost! No Obligation!
Thomas McCaffrey
KNAPP SHOES, Dept. 5450
One Knapp Centre
Brockton, MA 02401

Name _____
Address _____
City _____ State _____ Zip _____

KNAPP America works in Knapp Shoes.

Full Size Plans



Two great toys to make for your youngster or to sell at craft shows. Easy to build from pine using our full-size plans. Just trace, cut and assemble. Unique, delightful gifts.

The New England Rocker is 26" x 44". The parts kit contains foam, vinyl, rings, eyes, buttons & tacks. Wood, fabric & fringe are not included in kit.

Plan-338—\$9.00 Plan & Parts Kit—\$15.00

The Name Train spells out child's name in 3" tall letters. Complete full-size alphabet is included. Makes a personalized gift.

Name Train Plan-323—\$3.50 Catalog—\$1.00

N.Y. Residents please add sales tax to order

ARMOR PRODUCTS (516) 462-6223
Dept. C, Box 445, E. Northport, NY 11731

AWARDED \$5 MILLION

BY COURT FOR ORIGINAL AEROSOL SHAVE CREAM!

Rise® shaving foam—so original . . . so different that the Rise patent was upheld in 1955 by a \$5,000,000 court award!

Try RISE SUPER FOAM...its beard-softening lather gives extra-close, extra-comfortable shaves.

POPULAR MECHANICS • MARCH 1985
Material, энциклопедический авторским правом



Over 1,000,000 consumers refer to this before buying their car or home stereo.

FREE STEREO Buyer's Guide

Before buying any car or home stereo, you should consult the famous *Crutchfield Buyer's Guide*. What you learn may save you hundreds of dollars.

- 100 pages of helpful articles, shopping tips, charts, installation guides & more.
- Hundreds of color photos of the finest name brand products.

You get more value shopping Crutchfield

- Low discount prices
- 18 toll free order & assistance lines staffed by helpful sales & technical advisors
- Your order shipped within 24 hours
- Huge in-stock inventories
- Free shipping
- All major credit cards accepted
- Confidence of dealing with the industry's most respected mail order retailer
- Your complete satisfaction guaranteed

Call or send this coupon for your **FREE Buyer's Guide**

800-336-5566

In Virginia call toll-free 800-552-3961

Be sure to mention *Popular Mechanics* when calling. Rush me your **FREE Buyer's Guide**.

Name _____

Address _____

City _____

State _____ Zip _____

CRUTCHFIELD

1 Crutchfield Park, Dept. PM, Charlottesville, VA 22906

Popular Mechanics PLANS



Barn/Garden Shed Our well-designed yard building provides handsome storage for yard tools, hand tools, power equipment, gardening supplies and a gardening center for the whole family. It also has an upstairs loft! Dim.: 12 x 16 ft. Plans, instruction manual & material list. (1 plan: PL-1278—\$10.50) (2 plans: PL-1278A—\$17.50)

Send your name and address with check or money order payable to **POPULAR MECHANICS**. Mail to: Popular Mechanics, Box 1014 Radio City Station, New York, N.Y. 10101

Car Problems Frustrating You? Here's Your Answer! POPULAR MECHANICS MASTER KEYS TO CAR CARE!

Save money by fixing basic car problems yourself. Keep this handy packet in your car, refer to it at a moment's notice, wherever you are. Step-by-step instructions, all shown on numbered sheets, photos and diagrams show you how to handle each problem that arises. So convenient, and money saving too! **INSTANT CAR REPAIR!**



Send \$4.95 to Popular Mechanics, Dept. FL, Box 1014, Radio City Station, New York, NY 10101.

For more on interesting projects send for Popular Mechanics Plans and Ideas Catalog, \$1.00

NEW! SPLITTER ENDS WOOD SPLITTING DRUDGERY

New low cost **COMPACT MODEL** with trailer type wheels and hitch coupler for farmers, camps, cottagers. 10 ton ram, 2 cycles per min., splits logs 25" x 18". Also available for 8" wheels for trunk transport. For details write:



Piqua Engineering, Inc., Dept. PM-35 Box 605 Piqua, O. 45356



New from Burro! 17 ft. fiberglass travel trailer and original 13 ft. model. Assembled or kit. 750-1500 lbs. Ready to tow. Sleeps 4. Color Catalog. Send \$3 to Burro, 12775 Co. Rd. 43, Chaska, MN 55318 PM-385

Woodworkers' Hardware ORDER FORM

Qty.		Total
	Birch Mug Peg \$.37/ea. \$.22/ea.	
	Birch Shaker Peg \$.72/ea. \$.25/ea.	
	Birch Furniture Spindles 6 inch \$.70/ea. \$.42/ea.	
	8 1/2 inch \$.85/ea. \$.51/ea.	
	#S4 Galley Spindle Birch \$.28/ea. \$.17/ea. Oak \$.34/ea. \$.20/ea.	
	#S5 Galley Spindle Birch \$.44/ea. \$.25/ea.	
	Wood 3/4" \$5.96/C \$3.57/C 7/8" \$7.95/C \$4.77/C 1" \$8.94/C \$5.00/C 1 1/4" \$13.95/C \$8.01/C 1 1/2" \$18.95/C \$11.01/C 2" \$30.99/C \$18.00/C	
	Wheels 2" \$30.99/C \$18.00/C	
	#AP1 Axle Peg Fits 1" to 2" Wheel \$8.95/C \$4.17/C	
	Wood Cargo Oil Drum \$9.95/10 \$2.31/10 Milk Can \$3.90/10 \$1.80/10 Pickle Barrel \$3.65/10 \$2.31/10	
	Screw Hole Buttons 3/8" \$2.90/C \$1.74/C 1/2" \$2.96/C \$1.77/C	
	Dowel Pins 3/8"x2" \$2.95/C \$1.77/C	
	Wood Knobs 3/4" \$1.99/10 \$0.90/10 1" \$12.95/C \$7.77/C 1 1/4" \$2.40/10 \$1.40/10 1 1/2" \$2.40/10 \$1.84/C w/Screws 1 3/4" \$2.90/10 \$1.50/10 \$23.90/C \$13.80/C \$37.65/C \$20.79/C	
	Saw Tooth Hangers \$8.95/C \$4.17/C	
	Brass Pit. Picture Hanger \$7.95/C \$4.77/C	
	Clock Movements w/Hands Q72 \$10.90/ea. \$6.48/ea. \$49.50/5 \$29.70/5	
	Lazy Susan Bearing 3" \$1.15/ea. \$.69/ea. 4" \$1.60/ea. \$.96/ea. 6" \$2.00/ea. \$1.73/ea. 12" \$8.95/ea. \$5.37/ea.	
	Brass Plated Candle Cup \$5.90/10 \$3.00/10 \$79.00/C \$29.40/C	
	Brass & Porcelain Hook \$4.95/ea. \$2.97/ea.	
	Brass Plated Hinges #910 Butt Hinge \$1.66/ea. \$0.99/ea. #928 Butt Hinge \$2.89/10 \$1.68/10	
	#F124 Screw for Above \$4.00/C \$2.40/C	
	Clipboard Clips 3" \$.59/ea. \$.35/ea. 6" \$.99/ea. \$.59/ea.	
	Plastic Shelf Pins \$9.00/C \$5.40/C Note: C = 100	
<input type="checkbox"/>	Catalog \$1.00 or free with order	Total Order
<input type="checkbox"/>	Minimum Order is \$25.00	MN Res. - 6% Tax
Order Amount :	Shipping :	Shipping
\$25.00 to \$49.99	\$3.50	Total Enclosed
\$50.00 to \$99.99	\$4.50	
Over \$100.00	\$5.00	<input type="checkbox"/> Visa <input type="checkbox"/> Master Card
MONEY BACK GUARANTEE! Alaska, Hawaii, Canada & APD Orders Add \$8.00		
SIGNATURE _____		
CARD NO. _____		EXP. DATE _____
NAME _____		
ADDRESS _____		CITY _____
STATE _____ ZIP _____		PHONE: () _____
MEISEL HARDWARE SPECIALTIES P.O. Box 256 N. Mound, Minnesota 55364 • (612) 472-5144		

Losing your hair doesn't mean losing your hope.

P/80 Hair Growth and Maintenance Treatment works.

Going bald may no longer be a hopeless problem. Because now there's P/80, a unique new formula that gives hair a second chance to grow.

No magic here. Just basic chemistry. Medical researchers know that the male hormone dihydrotestosterone can disrupt the normal function of certain scalp hair follicles in genetically predisposed people. The growth phase of the affected follicles becomes continually shorter...resulting in progressively shorter and thinner hairs. This condition is known as male pattern baldness.

To counteract this condition, researchers have been looking for a way to inhibit the production of dihydrotestosterone in scalp hair follicles.

A way has finally been discovered. It's called P/80 Hair Growth and Maintenance Treatment. With regular use, P/80 not only inhibits the production of dihydrotestosterone, but it also dissolves waxy sebum deposits that can accumulate in and around hair follicles. So follicles can function in a more normal and effective manner.

For many satisfied customers, P/80 has substantially reduced hair loss and caused new hair to begin growing within 12 weeks.

Try P/80 for 12 weeks. If you're not completely satisfied, you'll get your money back.

So don't lose hope over losing your hair. Order your supply of P/80 Hair Growth and Maintenance Treatment right now. Call toll-free 1-800-621-2047. In Colorado call collect 837-9410. Or send in the coupon below.

P/80. It could be your first real hope for preventing baldness.



- Yes. Please send me a 12 week supply (3 8oz. bottles) of P/80.
- Please send me more information, including a list of publications by medical researchers.
- Enclosed is my check or money order for \$37 including postage and handling. (Residents of Alaska, Hawaii, and Canada please send \$39 U.S. to cover additional postage.)

Bill my: Visa MasterCard exp. date

Name _____

Address _____

City _____ State _____ Zip _____

Home Phone _____ Business Phone _____

Signature _____

Send to: P-80 Products, Inc. 1860 Lincoln Street, Suite 785, MEX-3
Denver, Colorado 80295 © 1984 P/80 Products, Inc.

MEN'S WIDE SHOES

EE-EEEEEE, SIZES 5-13

Extra width for men who need it, in excellent variety, styling and quality. Available only through our FREE CATALOG. Send for it!



HITCHCOCK SHOES, INC.
Dept. 28B, Hingham, MA 02043

BUILD YOUR OWN ROCKET MOTORS!

- 40 POUNDS THRUST!
- FIFTY CENTS EACH!
- BUILD A DOZEN IN AN EVENING!

Write for our catalog and we'll send you a WORKING SAMPLE of an electric igniter that YOU CAN MAKE YOURSELF from materials you'll find around the house.

Send \$2.00 to:
Dept. PM3 THE TELEFLITE CORPORATION,
11620 Kitching St. Sunnymead, Calif. 92388

VISA/M.C./Am.Ex. C.O.D. - TOLL FREE-24 hrs. 800-824-7888; AK/HI. 800-824-7919; Opr. 720

USE 30 DAYS AT OUR RISK!

AMAZON BLOW-GUN

135 BROADHEADS \$39.95

NEW TAKE-DOWN BLOW-GUN!!

Now get 3 or 4 blowguns for \$9.97 each!

NEW TAKE-DOWN BLOW-GUN!!

Now get 3 or 4 blowguns for \$9.97 each!

NEW TAKE-DOWN BLOW-GUN!!

Now get 3 or 4 blowguns for \$9.97 each!

WOODWORKERS CATALOG

SEE 116 pages of hard-to-find products to build, restore, refinish anything of wood! Choose from 14 fine hardwoods, 109 veneers, 76 inlays. Cabinet & furn. hardware. Pro finishes. Uphol. supplies. Chair & table legs. 33 pic. moldings. Cane. Lamp parts. Carving tools. Specialty tools, shop equipment. 100's plans, how-to books. 2,000 products. Send \$1 for Catalog now. Get DOUBLE your money back!



CONSTANTINE Est. 1812
2051 Eastchester Road, Bronx, N.Y. 10461

★ Here's \$1 for 116-page Woodworkers Catalog

Get \$2 BACK

DOUBLE Your money Back!
Mail coupon now for dollar Catalog. We include \$2 refund Certificate good on 1st catalog order!

Name _____
Address _____
City/State/Zip _____

FREE! How to Offer Your Invention for Sale

Got a great invention you'd like to sell? Send for a FREE copy of our fact filled booklet tells how to offer your invention for sale. No cost... No obligation. Send your name and address to: Kessler Sales Corp. Dept. D-51, Fremont, OH 43420. TOLL FREE 1-800/537-1133, Ext. D-53 In OH 1-419/332-6496.



Quality Inflatable Boats for \$110 and Up!

See Eagles last for years and can be used for fishing, sailing and camping. See Eagle, Dept. PMS2B, P.O. Box 944, Smithtown, NY 11787



FREE COLOR CATALOG!

BOAT KITS 48 pg Catalog

SAVE 1/2 FACTORY-BUILT COST! 20 power & sail models, 11'-30'. Fiberglass hulls/decks factory assembled. You install interior - no experience required. Same as factory-built. FREE 48 P catalog. LUGER BOAT KITS, Dept. 835, 3800 W. Hwy. 13, Burnsville, Minnesota 55337 612-890-3000



GREAT SAUSAGE RECIPES

227 page illustrated book explains sausage making plus home curing and smoking of meat, fowl and fish. Over 100 recipes. We now have Low Salt Seasonings. Free equipment and supply catalog has more information.

The SAUSAGEMAKER

177-6 Military Road Buffalo, N.Y. 14207

MAKE THIS SHADE FOR LESS THAN \$75.00

Send \$1.00 for our big catalog of stained glass supplies.

WHITEMORE, Box 2065EM, HANOVER, MASS. 02339

ENJOY SATELLITE TV

DO-IT-YOURSELF AND SAVE Electronic Know-how not required. Easy to build from our plans or kits. Lowest prices on satellite electronics. Send \$1 for catalog or \$8.95 for "Consumer Guide to Satellite Television." GFI-D16, Box 9108, Missoula, MT 59807



CLASSIFIED ADVERTISEMENTS

Sophie Gronowicz, Classified Sales Manager Dorothy Nolan, Classified Service Manager

Rate: \$6.25 per word payable in advance each insertion. Minimum insertion ten words.

Bold face capitalized words—\$1.00 per word additional (First word set in Bold Face at no extra charge, Zip Code Free.)

The next available issue to place an advertisement in America's No. 1 Classified Section is **MAY**. The closing is **MARCH 5th**. Send remittance payable and order to Popular Mechanics, Classified Department, 224 West 57th Street, New York, New York 10019.

Please indicate Heading under which ad is to appear. As a consumer service and in cooperation with our mail-order advertisers who use post office box addresses for their convenience in handling your order, Popular Mechanics maintains a register of such mail-order advertisers containing their complete names and street addresses.

Advertisers using P.O. Box number must furnish complete name and street address for our records.

To avoid delay in the publication of your ad, please send samples and descriptive materials with your request.

PUBLISHER'S MART BOOKS & PUBLICATIONS

FILING 1040A? Booklet Worksheets \$5.95: Cardinal Tax Service, P.O. Box 5954, Portage, Ind. 46366

INTERNATIONAL BUSINESS: Our manuals guide you in coming decade's most lucrative opportunity. Please apply with \$3.00 for details. **E W CORPORATION OF AMERICA**, Box 4209, Elkhart, IN 46514

PUBLISH Your Book! Join our successful authors. All subjects invited. Publicity, advertising, beautiful books. Send for fact-filled booklet and free manuscript report. Carlton Press, Dept. PMO, 11 West 32 Street, New York 10001

PUBLISHERS' OVERSTOCKS, BARGAIN BOOKS 2,000 titles, all subjects! Free catalog: Hamilton, Box 15-A, Falls Village, CT 06031

SELL Books By Mail 100% Profit. FREE Starter Kit. Books Wholesalers, Box 7415, Ponce, P.R. 00732

DON'T DIE WITHOUT A WILL! Our kit makes will-making simple. Satisfaction guaranteed. Only \$3.95. Mel's, 300A North Sandbranch, Prosperity, WV 25909-0259

ENJOY travel and business success. Read **THE DO'S AND DON'TS OF ASIA**. Send \$10.00 cheque or money order to: R.E. Rickman, PO Box 28118-PM, San Diego, Ca. 92128 **SATISFACTION GUARANTEED OR YOUR MONEY BACK!!!**

LOOKING FOR HIGHER RETURNS IN 85? Try sample subscription offers from 40 leading financial forecasters. Enclose stamped envelope for quick returns. Jamestown's company, 6740 Torina, St. Louis, Missouri 63134

EATING THE SHEWBREAD. Total power over disease. Best healing book available. Moneyback Guarantee. \$10.00 Heal yourself and others. Understanc, P.O. 748, Bonifay, Florida, 32425

FREE INFORMATION HOW TO SAVE TAX \$'S. ACT TODAY! Route 1, Box 169, Charleston, IL 61920

CATALOGS

FREE tool catalog. Tool Line, 817 New York Ave., Martinsburg, W.V. 25401

FREE CATALOG - BEST IN THE INDUSTRY A COMPLETE CAMERA STORE IN A CATALOG ONE of the World's Great Catalogs, and it is photographic. Send to Porter's Camera Store, Inc., Box 626, Dept. PM, Cedar Falls, Iowa 50613 for your Free Copy (U.S. Only). 112 tabloid size pages filled with 4,000 items many of them exclusive and very unusual. Plus popular brand cameras, lenses, flash, etc., at discount prices. Huge inventory, fast service, great packaging. You must see it to believe it. Order your Free copy today.

POPULAR MECHANICS Helps those who help themselves with our new 1984 Plans and Ideas catalog. Easy to follow plans and projects—Tools, toolboxes and workbenches—Recreational vehicles—Fine furniture—Storage Structures—Complete with illustrations, diagrams and materials list. Send for your catalog today! Only \$1.00. P.O. Box 1014, Radio City Station, New York, NY 10101

AUTOMOBILES

SAVE GASOLINE!! Bypass pollution devices—easily, reversibly! PoscoB, LaGrangeville, NY 12540

GASOLINE Mileage Engineering Guide, \$8.95 starts you saving. BLS/Eng, 11256 Browningsville, Ijamsville, Maryland 21754

RESTORATION how to do it magazine for vehicle restorers. Learn tips professionals use. Bi-monthly newstand \$18.00, save \$3.00 send \$15.00; Restoration, PM02, Box 50046, Tucson, AZ 85703-1046

CHECK ENGINE! USE THE GENERAL MOTORS COMPUTER AS A TATTLE TALE. DON'T BUY A LEMON! VERIFY SERVICE REQUIREMENTS. Free Brochure: MacClancy, P.O. Box 851053, Richardson, Texas 75085

REMANUFACTURED ENGINES for most Import Automobiles. 3 Years Warranty Covers Parts and Labor. Garage accounts Welcome. Catalog \$3.00. **OUTRIGHT ENGINE**, 993 Carbon Canyon, Chino, Cal. 91709. (714) 528-6574

"SUPER CARBURETOR" BIG V8 GETS 72 MPG. Computer Verified! Build Your Own. Free Brochure. H&A, R2PM, Bowling Green, Mo 63334

INCREASE GAS MILEAGE OVER 25%! Power increases Also! For One And Two Barrel Carburetors. Parts Obtained Locally And Average \$15.00. No Special Tools. Detailed Booklet, \$9.95. Money Back Guarantee! Consumer Engineering, P.O. Box 1556, Waynesboro, VA, 22980. **NOT FOR COMPUTER CONTROLLED CARBURETORS.**

OLD CAR FANS - subscribe to **HEMMINGS MOTOR NEWS**, world's largest old car marketplace. Hemmings has over 500 pages of ads each month, crammed with thousands of old cars for sale—plus parts, literature, restoration supplies and more. Only \$15.50 for 12 giant issues. Subscribe to the 'bible' of old car collectors today. Send to: Hemmings Motor News, Dept. 5318, Box 100, Bennington, Vermont 05201

AUTO REPAIR MANUAL VINTAGE CAR EDIT II (1953-1961). A must for the owner/restorer of vintage "Golden Oldie" cars. This limited edition shows how to restore, repair & maintain 31 models. Special-service-section includes information on air conditioning, alternators, brakes, distributors, nonslip differentials & starting motors, automatic transmission. (B-1500-\$35.00). Send order to: P.O. Box 1014, Radio City Station, New York, NY 10101

SAVE Up To 10% Gasoline And Reduce Emissions 30%, No Power Loss. Patented Instrument, Lab And Fleet Tested, Used In Europe And USA. Send \$1.00 Postage For Info Pack. FM Automotive, 18710 Lenaire Drive, Miami, FL 33157

110 Volts From autos Plans-\$6.00. Canimex, B217, Nipewin, SK. S0E 1E0

AUTO SUPPLIES & EQUIPMENT

ALTERNATOR Generator Rebuilding Book. Information: \$5.00 (Refundable). Hedelund Engineering, Box 26024, Las Vegas, NV. 89126.

PARTS: Army Jeep and truck parts. Spare Parts & Equipment Co., P.O. Box 751, Lexington, Kentucky 40587-0751

IMPORT Auto Parts - New and Remanufactured at Bargain Prices. Send \$1.00 for catalog - Refundable with Order. Please State Year, Make & Model of Car. Same Day Service. **SECH-A-DEAL**, P.O. Box 23621, Rochester, NY 14623

SUPER Soap-NATURAL Mechanics' Hand Soap. 1 lb., \$4.50 includes shipping. Box 24262, San Francisco, Ca. 94124.

BUY A CAB-CADDY (3) shelves high, fits behind pick-up & truck seats for tools, jumpercables, tow chains, fishing gear, etc. . . . (3) sizes: 36" wide \$49.95, 48" \$59.95, 56" \$69.95 plus shipping \$10.00. Acorn Electric, 189 Clapboard Ridge, Danbury, Ct. 06811

SAVE HUNDREDS Build your own. Locking. Wooden, Heavy Duty Mechanics or all purpose Roller Cabinet and Chest. 34 sq. feet storage. Plans and Instructions \$10.00. Backwoods Engineering, P.O. Box 3, Scottville, Michigan 49454

PROTECT YOUR VEHICLE'S CHROMED AND PAINTED SURFACES! Mount bumper stickers, decals, and self-sticking items with **MAGICMOUNT!** Works on any vehicle! Completely eliminates damage! With **MAGICMOUNT** all bumper sticker items are . . . **INSTANTLY APPLIED . . . INSTANTLY REMOVED . . . WHENEVER YOU WISH! GUARANTEED!** Details \$1.00. **MAGICMOUNT**, Box 3489, Holiday, Florida 33590

METALIC additive makes oil changing Unnecessary. **DRAIN'T**, Apartado, 2215J, Monterrey, Mexico 64810

AMPCO TOP CYLINDER LUBRICATORS. Constantly cleans and lubricates the heat-wear-friction zone in an engine. Send SASE for free brochure. Vaco, Inc., Box 6, Florence, Mass. 01060

CARPETS, top, shocks, suspension parts for all cars 1935-1980. Free catalogue. Karter Auto Products, 78P Monroe, Boonton, NJ 07005. 800-526-1096.

MOBILE HOMES

REPAIR Made Easy. Learn How. JD, Box 60, Pawpaw, Mich. 49079

MOTORCYCLES, MOTORSCOOTERS & SUPPLIES

GO Karts, Minibikes, Atv's, Kits, Parts, Engines. Lowest Prices. Largest Selection. 64 Page Catalog \$3.00. Refundable. Kart World, Dept. C., 1488 Mentor Ave., Painesville, Ohio 44077

\$49-Mini-Bike Kit, Go-Karts, Frames, Engines, Wheels, Clutches, Tires. Including Moped Parts and Accessories. More Parts-Lower Prices. 1985 Wholesale Catalog-\$2.00. Karts & Kits, P.O. Box 1028, Maywood, NJ 07607

CUSHMAN Scooter Club, National Organization, State Chapters, Manuals, Newsletters, Parts. \$15.00. CCOA, 1200 Kygar, Ponca, Oklahoma 74604

AVIATION, HANG GLIDING

BOOMERANGS—INCREDIBLE RETURNS! You can do it. Exciting! Order your **FREE** Catalog Now! BoomerangMan, 306 Park, Monroe, LA 71201.

HELICOPTERS: Gasoline And Jet Powered. From \$899.00. Kits/Plans. Information \$3.00. BW Rotor, Towanda, Kansas 67144.

BOBCAT! Build your own miniature ultralight crop duster from the finest plans in the industry. SASE to: **FIRST STRIKE**, #4 Wade Avenue, Piggott, Arkansas 72454

GYROCOPTER™ BUILD AND FLY THE ORIGINAL "ULTRALIGHT" rotorcraft yourself! Flies when all others are grounded! Quality manufactured since 1953. 3-view drawings, specifications, flight test reports, complete catalog: \$10. New Pilot's Manual: \$35. Send to: Bensen Aircraft Corp., Dept. PM385, P.O. Box 31047, Raleigh, N.C. 27622.

FLY for less. Commercial, Instrument, Multi Ratings at half price and less! Informative bulletin based on actual experience. Send \$3 to: Dept. 258, Box 27703, Houston, TX 77027

ULTRA-AIRE ultralight featuring anti-stall canard. One and two place. Brochure and 3-view drawings \$10.00. Pinaire Engineering, Inc., 1313 Newton, Evansville, IN 47715

DESIGN Build Airplanes, Hang Gliders. Simplified Publications. Brochure 20c. McCoy Aircraft, 12820 S. Figueroa, Los Angeles, CA 90061.

SPACE & ASTRONAUTS

ANTIGRAVITY Propulsion Device! Free Brochure. RDA, Box 873NM, Concord, NC 28025

HOVERCRAFT

AERO-CAR Amazing Hovercraft built easily with ordinary tools. Lawnmower engine power. Carries one man plus. Hovers, flies forward, backward, sideways over land/snow/water. Complete construction plans and brochure. \$9.95. Aero-Projects, Box 5118PM, Clinton, New Jersey 08909.

HOVERCRAFT Plans All Sizes. Catalog \$1.00. Universal Hovercraft, Box 281, Cordova, Illinois 61242

HOVERCRAFT PLANS & PUBLICATIONS! Catalog, \$1.00. Venture, 13820B Greenland, Uniontown, OH 44685

SURPLUS SNOWMOBILE ENGINES - BRAND NEW BARGAINS 22HP, complete with electric starter, many uses free brochure. Hydrotech, Box 14444, Long Beach, Calif. 90803

CB'S, RADIO & HAM EQUIPMENT

POLICE Scanners, Bearcat, Regency, HPR, Box 19224, Denver, CO 80219.

CB MODIFICATIONS, Conversions, Books, Plans, Kits. Catalog \$2. CBCI, Box 31500M, Phoenix, AZ 85046

CB MODIFICATIONS, Linear Planbook, Kits \$1.00 refundable. APS, POB 263, Newport, RI 02840. 401-846-5627

ELECTRONICS

ELECTRONIC EAVESDROPPING DEVICES. SURVEILLANCE AND COUNTERSURVEILLANCE. GIANT CATALOG \$1.00. HUNTEREX, BOX 3132, WINSTON-SALEM, NC 27102.

LINEAR Transistors, Tubes, Hard - to - find parts. MRF454 \$16.00, MRF455 \$12.00, MRF477 \$13.00. Catalog Available. R.F. Parts, 1320-4 Grand, San Marcos, CA 92069. (619)744-0728.

COMPUTERS & SOFTWARE

T1-99/4A Software-Hardware bargains. Hard to find items. Huge selection. Fast Service. Free Catalog. Dynamic, Box 690, Hicksville, N.Y. 11801

FREE Software Catalog: IBM, CP M, Apple, Commodore. Dynacomp, Box 18129, Rochester, N.Y. 14618.

FREE T199-4A/Commodore TRS80/Timex programs! Send stamps! EZRAEZRA, Box 5222MMR, San Diego, 92105.

SPELL -A-VISION: New hope for poor spellers. Apple, C-64, IBM-PC. Free Catalog. Cross Educational Software, Box 1536, Ruston, LA 71270. 318-255-8921

STEREO, CASSETTE TAPES, ETC.

VIDEO Cassette Cabinet 24-Storage \$24.95. VHS T-120 Sony, Maxell 2-Pack Tapes \$16.95. Danlong, Box 5705 PM, Long Beach, CA. 90805

THOUSANDS OF OLDIES! Hard-to-find 45rpm hit records from the last 40 years including pop, country, rock, and soul. Send \$2.00 for catalog to: American Pie, P.O. Box 66455, Dept. PM, Los Angeles, CA. 90066

TV & VIDEO EQUIPMENT NOTICE: USE OF CERTAIN ITEMS IN THIS CLASSIFICATION REQUIRES STATION AUTHORIZATION.

SATELLITE TV - 224 page illustrated guide, installation, troubleshooting, equipment. \$7.95. Box 74202, Fairbanks, AK 99707

COLLECT VIDEO MOVIES! VHS. Beta. Catalog \$2.00. Tower, Dunkirk, MD 20754-0213

12" SATELLITE DISH plans \$5.00. **BOYD**, Box 1463, Oakdale, California 95361

SATELLITE TELEVISION ANTENNAS complete detailed plans for home construction by anyone. \$5.00. Jansen Electronics, P.O. Box 188-M, Dundee, OR 97115

SATELLITE TV RECEIVER BREAKTHROUGH! Build your own system and save! Instruction manuals, schematics, circuit boards! Send stamped envelope: XANDi, Box 25647, Dept. 28D, Tempe, AZ 85282.

SATELLITE Systems, Best Prices. Catalog \$1.00. Starlink, Inc., 1122 Parkplaza, Suite 41, Huntsville, Alabama 35801.

SAVE up to 40% on VCR's and Video Tapes. **FREE** discount catalog. Northwoods General Store, Dept. VPM-3, 1325 Greenway Cross, Madison, WI 53713. (608) 274-4680.

SATELLITE TV SYSTEM. Buy direct and install yourself and Save. Prices start at \$595.00 Call or write today for our Free booklet and prices. Video Choices, 1155 Zion Rd., Bellefonte, PA 16823. (814) 355-7539

SATELLITE TV name brands lowest prices send \$3.00 for catalog. Anderson Satellite TV, 1091 Woodlake, Lawrenceburg, KY 40342

ENJOY SATELLITE TELEVISION. Save money with easy, guaranteed, do-it-yourself antenna plans/kits. Electronic knowledge not necessary. Send \$1.00 for catalog or \$8.95 for "Consumer Guide to Satellite Television." GFI-36, Box 9108, Missoula, MT 59807.

HOME SATELLITE TELEVISION Wholesale to the public. Send \$3.00 for catalog. Dealers Wanted. Wholesale Satellite Supply, Box 1044, Lake Oswego, OR 97034. 503-246-8335

CAMPERS & TRAILERS —KITS, PLANS

BUILD YOUR OWN—Travel Trailer—Fifth Wheeler—Motorhome-Camper—Pickup Cover—Plans—Patterns—Kits—Catalog \$1— Glen-L R-V's, 9152PM Rosecrans, Box 756, Bellflower, CA 90706

BOATS, OUTBOARDS, TRAILERS, & KITS

BOATKITS - PLANS - PATTERNS - FRAMEKITS - Largest Catalog - 300 Designs 8' 80" - Plywood - Fiberglass - Steel - Strip Planking - **POWERBOATS** - Inboards - Outboards - Cruisers - Sportfishers - Houseboats - Hydroplanes - Duckboats (Canoes/Kayaks) - **SAILBOATS** - Daysailers - Trailer-sailers - Multihulls - **SUPPLIES** - Epoxyplus - Epoxyglue - Cloth - Resins - Foam - **CATALOG \$2.00 (Airmail \$4.00)** - (Book "Amateur Boatbuilding" - Fiberglass - Plywood/Epoxy - Steel - \$6.00). **CLARKCRAFT**, 16-P Aqualane, Tonawanda, NY 14150

BOAT PLANS - PATTERNS - KITS - Hundreds of designs - Wood - Fiberglass - Steel - Sailboats - Powerboats - Canoes - Kayaks - Rowboats - Duckboats - Dories - Houseboats. Simple, amateur-proven methods. Instructions assure professional results! Huge 152-page catalog \$3.00 (\$4.00 Airmail). Includes Free "Boatbuilding Supplies" Catalog - Discount Prices! - Fastenings - Fiberglass - Resins - Glues - Books. Investigate "Poxyshield" "Poxygrip" wood/epoxy system - Manual - \$2.00. **GLEN-L Marine**, 9152 Rosecrans, Box 756MP, Bellflower, CA 90706.

FIBERGLASS - RESINS - Foams - cloth - epoxies - mat - etc. Factory prices - **CATALOGUE \$1.00** - (Book "**COMPLETE FIBERGLASSING**" \$6.00) - Clarkcraft, 16-Pi Aqualane, Tonawanda, NY 14150

BOAT KITS - POWER/SAIL - 11'-30". **FIBERGLASS**. Save half. Anyone can assemble. **FREE** 48-page catalog. **LUGER**, Dept. BC-85, 3800 West Highway 13, Burnsville, Minnesota 55337. 612-890-3000

EVINRUDE - Mercury 1984 Bargains... all sizes... \$2.00 handling... Scott McCulloch parts... Electra Manne, 610 Merrick Road, Lynbrook, New York 11563

TRAILER ALUMINUM TRAILERS can now be purchased direct and delivered or shipped to your door. We have Twenty-Two years of successful Field Experience over 60,000 Trailers in use. Call 216-533-6814 or write: Box 553, Canfield, Ohio 44406. **TRAILERX** builds Lightweight Nonrusting Trailers to carry anything towable.

ATHLETIC EQUIPMENT AND BODY BUILDING COURSES

BIGGER, More Powerful Muscles - faster!! Free Booklet! Universal, Box 6694A, Detroit, Michigan 48240

KUNG-FU Free Lessons. Send \$1.00 for Postage. McLisa, Box 1755, Dept. PM85-C, Honolulu, Hawaii 96806

BUILD Muscle Without Weights Or Gadgets! VRT, P.O. 93026 P, Milwaukee, WI 53202

SPORTING GOODS AND EQUIPMENT

SAVE on brand name backpack camping equipment. Best discount prices. **FREE** catalog. Northwoods General Store, Dept. CPM-3, 1325 Greenway Cross, Madison, WI 53713. (608) 274-4680.

CROSSBOWS and **SLINGSHOTS**. Most Complete Catalog Available \$1.00. **M&M ENTERPRISES**, Box 64, Dept. PM, Island Lake, IL. 60042

FISHING, TACKLE, LURES

FREE Sinker Mold Catalog over 100 molds 25 shapes. Carmen's, Box 220PM, West Newton, PA 15089

GUNS, DECOYS, HUNTING

LIVE TRAPS! All Animals. Free Catalog. MeyerTrap, Box 153P, Garrison, Iowa 52229.

BATTERY REBUILDING SCHOOL

BATTERY Rebuilding Tools, Instructions \$544.00. Manual \$65.00. Training Available. Sun Battery, 10415 98, Sebring, Florida 33870

ENGINES, MOTORS

ENGINES For Mowers, Tillers, Etc. Free Discount Catalog. Engines, 166PM, Ashland, MO 65010.

TOOLS FOR SALE

MILWAUKEE TOOLS, Big Savings, Send \$3.00 Catalog. Handling, Refundable. Ravenna Power Equipment, 7920 SR44, Ravenna, Ohio 44266

UPHOLSTERY SEWING MACHINES

UPHOLSTERY Sewing Machines with Walking Feet, complete ready to use—only \$489.00. Thompson Model PW200-AVAILABLE FROM YOUR LOCAL DEALER, or order direct. (Master Charge-Visa). Datho Mfg., Inc., P.O. Box 12110, Lubbock, Texas 79452—Phone: (806) 744-6774

MACHINERY, TOOLS & SUPPLIES

4" METAL Cutting Lathe \$87.25. Taig, 15048 Proctor, Industry, CA 91746

SMALL FOUNDRY Furnaces, Supplies. Free literature. Pyramd Products, 3736 South 7th Avenue, Phoenix, Arizona 85041

"SHARPENERS REPORT" Monthly Newsletter, Sharpening Guidebook, Wall Chart. Send for brochure. Skog Company, Dept. PM3, P.O. 22559, Minneapolis, MN 55422

STEEL, Brass, Aluminum. Catalog \$1.00. **MBM**, 3719 Fremont, Chicago, IL 60613

PARTS WASHING TANK-Portable, polyethylene with U.L. approved pump. \$119.00. More information, Write: Direct Edge Products, Box 838, Dept. P, Orangevale, California 95662

JEMCO LEVER-PUSHES, PULLS, CLAMPS, LIFTS. Inexpensive. Free Brochure. **JEMCO**, Box 91726, West Vancouver, B.C. Canada V7V 4S1

STEEL, Aluminum, Brass—Sheet, Bar, Shop Supplies. Plans. Write: CEI, RR1, Box 163, Cameron, IL 61423.

SILVO Hardware, 188-page Hand & Power Tool Catalog \$1. PM-5-3, 5301 Tacony St., Philadelphia, PA 19137-2399

BEST Prices, Woodworkers Machinery Catalog. Free. McKiligan, PM385, Johnson City, N.Y. 13790

DRILL CHUCKS. Easy instructions to disassemble and recondition. \$3.00. Chuck, P.O. Box 14603, Portland, OR 97214

PIPE TEMPLATES. 1 1/4" to 12". Over 100 in all. Branches, Elbows. Plus More. Only \$19.95. Graphic Marketing, 3701 Division, Suite 223, Metairie, La. 70002

2 SHEET METAL BRAKES. Plans \$5.00. Johnsen Industries, Box 3152, Littleton, CO 80161

INDUSTRIAL - Mechanics-Machine Shop Supplies. Fantastic prices. Write: ATA, 2516 1/2 W. Rosecrans, Gardena, Ca. 90249

PANEL SAW KIT Information: Bealls, 248 L. Kimer, Sequim, WA 98382

BANDSAW BLADES, Any Size, Free literature. King Saw, 6541 Tidewater Drive, Norfolk, Virginia 23509

BANDSAW BLADES any size **SAVE 20-30% EUROPEAN** Wood and Metal Working Machinery. Free Information. Suffolk Machinery, Suite 8, 16 Shore Road, Patchogue, NY 11772

PLANNER - 15", 3 HP. \$799. Free information. SRS Tools, 60 Kimbrook Circle, Rochester, NY 14612

BOLTS, SCREWS, TOOLS, WHOLESAL, DIRECT. Guaranteed. Catalog \$1.00 (Refundable). Camelot, Dept. 44, Box 85, Bristol, Wisconsin 53104

ENERGY SAVING

SOLAR, GREENHOUSE, AND ENERGY SAVING PRODUCTS CATALOG!

COMPONENTS, Complete Systems. 88 pages, 18 sections. Our 11th year! Order from one expert source — the country's largest energy saving mail order house! Send \$1.00 postpaid. Solar Components Corporation, Dept. M, P.O. Box 237, Manchester, NH 03105

SAVE 35% on Central Airconditioning. Evaluated By The D.O.E. Proved Savings By A University. 5 Year Guarantee. Product Information \$1.00 (Refundable). Sentry Control Products, Box 090589, 6064 Okeechobee Blvd., West Palm Beach, FL 33409

SOLAR & ALTERNATE ENERGY

PASSIVE SOLAR HOME PLANS. From 1008 Sq/Ft, catalog \$2.05. Dove Design, P.O. Box 1456, Belen, N.M. 87002.

FINAL year for solar credit. Air system owner installed. Panel and kit just plugs in. \$485 shipped. Sunbox Solar, 311 Elm, Moorhead, MN 56560. 218-233-2515.

GAS WELLS 44 pages know all \$18.95. Wells, R.D. #1, Box 77, Albion, Pa. 16401

HEATING, FUEL SAVERS

CONVERT Green Firewood To Charcoal, No Smoke, Photo Guide \$5.95. Threeworlds, P.O. 2521, Loves Park, Illinois 61111

HOMEOWNER Heating Oil Billing Down 75%. No Insulation Involved. Details \$4.95. Concord, Box 480, Great Neck, New York 11022

HOME CRAFTSMAN

WOODWORKERS, Hobbyists, 1985 Catalog Containing Chair Cane, Wooden Wheels, Lamp Parts, Tools, Finishing Materials, Hardware, Plans, etc. Send \$1.00. Barap Specialties, PM385, 835 Bellows, Frankfort, MI 49635

LARGE selection of plans. Furniture designs, loom, spinning wheel, clocks, dollhouses, cradles, toys, alphabets, bird houses, weathervanes, kites and more. Catalog 50c. Craftplans Co., Rogers, Minnesota 55374.

OVER 75 FULL SIZE PATTERNS! Create profitable wooden gifts, toys, household accessories, PLUS "Shop Secrets". Only \$6.00. Accents (P-35), Box 262, Danvers, MA 01923

FREE SOLAR HEAD plus **CASH BONUS**. Free information SASE. Innovations, 26 Ronnie, Tiverton, RI 02878.

MUSIC BOX WORKS 700 Tunes. Free List. Music Box World, Dept. MB, Avon, NJ 07017

WOODEN Toy Parts and Patterns, Fun With Wood Catalog \$1.00. Howard Co., Dept. PM, Box 442, New Albany, IN 47150

CATALOG FULL-SIZE FURNITURE PLANS - \$2.00. Refunded with first order. Traditional, Early American, over 180! Furniture Designs, 1425 Sherman, Dept. CP-85, Evanston, IL 60201.

FAVORITE WOOD TOYS, Patterns, Parts, Wheels, Catalog \$1. Toys And Joys, Box 628M, Lynden, Wash. 98264

MAKE WOODEN TOYS-PROJECTS- 100's plans, kits, hardwood parts (toy, craft, furniture)- Catalog \$1.00. Cherry Tree Toys, Belmont, Ohio 43718

TOYMAKERS! . . . Free catalog . . . patterns, wheels, dowels, parts, supplies! Hurry! Morgan, P01B16, 1123 Bardston, Louisville, Kentucky 49294.

WOODCRAFT PATTERNS, Windmills, Wishing Wells, Bird Houses, Feeders, Flying Duck, Pheasant, Outdoor Planters, Catalog \$1.00. Crafters, 11840 US. 27 North, DeWitt, Michigan 48820.

UNFINISHED picture frame moulding. Factory closeout. 50% discount. 200 styles. Write: Japs, 126-PF Seventh North, Hopkins, MN 55343

BATTERY CLOCK MOVEMENTS. Below wholesale prices. Best Quality Catalog \$1.00 (refundable). Yankee, Box 26, Thompson, Connecticut 06277

INFLATABLE FAN OPERATED, Winter Fun Solar House Under \$100.00. Send \$5.00. Engineering, Box 266, Owls Head, Maine 04854

GLIDER SWING FULL SIZE BUILD for \$95.00 **FREE** plans \$2.00 please postage and handling. **JONES MINNESOTA CO.**, 5905 WESTBROOK RD., MINNEAPOLIS, MN. 55422

WOOD WHIRLIGIGS. Full size patterns, instructions. 13"-22" Bee, Chipmunk, Dog, Coyote, Roadrunner, Cat, Songbird, Duck \$3.00 each; any four, \$10.00; all eight, \$20.00. N. Skov, 3360 So. 4th Ave., #54, Yuma, Ariz. 85365

ATTRACTIVE, ANTIQUE STYLE WALL PLANTER, built from empty wire spool. Inexpensive, easy to build. Plans \$2.00. E. W. Skoglund, 466 E. Hanthorn, Weiser, Idaho 83672

PVC PIPE FURNITURE. Plans, Kits & Accessories. **FREE** Catalog! J&L Casual Furniture, Box 208, Tewksbury, Mass. 01876

HARDWARE CATALOG \$1.00 Refundable with first order. The Beaver's, P.O. Box 12, Wills Point, Texas 75169

WOOD, WOODWORKING

WOODWORKER'S Supplies Catalog! . . . Hundreds veneers, toymaking, hardwoods, patterns, books, cane, dowels, pegs, spindles, more! Bargain offers included. Send \$1.00. Morgan, P01M19-D, 1123 Bardston, Louisville, Kentucky 40204.

FREE WOODWORKERS CATALOG. Your best source for quality woodworking tools. Everything from bit braces to wood borers, from saws to sharpening stones. Full color, 32 pages, \$3 discount coupon. Satisfaction Guaranteed. Woodcraft Supply, Dept. PM02, Box 4000, Woburn, Massachusetts 01888.

C-CLAMPS 6 inch, 5 for \$33.95 ppd: K&K, RD4, Box 270APM, Scotia, N.Y. 12302.

HARDWOOD Lumber, Write: Kalmbachs, R#1, Box 169, Goodman, MD 64843

PEG-1000 WHOLESALE - 10 pounds Polyethylene Glycol green wood stabilizer for \$12.50 plus \$2.40 shipping. **FREE** wood finishing products catalog from: General Finishes, Box 14363, West Allis, WI 53214. Phone 414-774-1050.

TOY CAR PLANS: 50 profile cars, \$4.00. MTD Co., Box 59, Summerfield, N.C. 27358

MAKE PIPES. Book, Materials: PIMO P35, Box 59211, Chicago, Illinois 60659.

FREE Brochure Items For The Woodworker. Box 133, North Attleboro, MA 02761

FREE Catalog, Hardwoods, Plywood, Veneers. Timberline Forest Products, Box 858A, Lake Elmo, MN 55042

WOODEN Toy Plans, Catalog \$1.00, Free Plan With First Order. Toycraft, 601-PM East Main, Waynesboro, PA 17268

FOR THE HOME

HALON Fire Extinguisher-Rechargeable 2BC—will not harm computers, stereos, kitchens, autos—Easy To Use—Satisfaction Guaranteed. \$49.95 VISA/MC COD. Homecare, RD3, Box 3376, Hamburg, Pa 19526 (215-582-3249)

SEPTIC TANK PROBLEMS YET? Use Our Septic Tank Enzyme Treatment, and Booklet On Maintenance, And Care Plan. Treatment \$12.00, Booklet **FREE** With Order Send Today. Eat-em Industries, P.O. Box 274, Hermiston, Oregon 97838

COMPUTER DESK — Build your own three-piece computer station. This state-of-the-art desk is both stylish and efficient and cannot be bought anywhere else. (PL-1828-\$6.95) **DESK FOR HOME/OFFICE ELECTRONICS**—Build your own two-piece desk, matching bookcase and storage area. Make your office up-to-date in designer fashion. (PL-1818-\$5.95). Send order to: P.O. Box 1014, Radio City Station, New York, NY 10101

PLASTICS

CASTOLITE Liquid Plastics. Crystal clear, colors. For casting, embedding, coating, fiberglassing; in industry, laboratories, craft work. Reproduce your designs with our mold materials. Catalog \$1.00. **CASTOLITE**, Dept. 85C/PM, Box 391, Woodstock, IL 60098.

PLASTIC Bags. All Sizes. Small and large quantities. Free Catalog with prices. Call SAKet Toll Free 1-800-45-SAKET; in California 1-800-44-SAKET.

DO IT YOURSELF

WATERBEDS! Plans and Accessory Catalogue \$1.00. Waterbeds, 1210A "Z" Street, Vancouver, WA 98661

PROJECTION TV . . . Convert your TV to project 7 Foot picture . . . Results comparable to \$2,500 projectors . . . Total Cost less than \$300.00 . . . **PLANS AND 8" LENS** \$19.95 . . . Illustrated information **FREE**. Macrocoma-BG, Washington Crossing, Pennsylvania 18977. Creditcard Orders 24HRS. (215) 736-3979.

1600 CATALOGS Every Subject Imaginable!!! Many **FREE!** Directory \$4.00, Catalogs Galore, 7914-M2, Springfield Village, Springfield, VA 22152.

REPAIR YOUR OWN TV . . . IT'S EASY. Write, Research, Rt. 3, Box 601B, Colville, WA 99114

ELECTROPLATING. Complete amateur's textbook. All metals Electroplate metallic/nonmetallic items \$11.95. Details free. Tropic, Box 95-P3, Palm Bay, Florida 32905.

3667 CATALOGS listed and described. Every conceivable source for everything. **FREE** details. Write now. Hilltop Directory, Box 1364 P3, Chula Vista, CA 92012-1364

SAVE on parts for Lawnmowers, Minibikes, Karts, Chainsaws, Small Engines. **THOUSANDS OF PARTS**. Send \$3.00 For Catalog. Sav-On-Parts, P.O. Box 231, Somerville, Mass. 02145

AMAZING WATER POWERED PUMPS! Hundreds of uses. Information - Embee, Box 4866, Oak Brook, IL 60521

COMPLETE In-Ground Swimming Pool Kits from \$1695.00. Free Brochure and Price Lists. Burnett, 4601 Bunkerhill, North Little Rock, Arkansas 72116

15 TON HYDRAULIC SHOP PRESS Complete plans \$6.00 **MONEY-BACK GUARANTEE**. GLR Engineering, Star Rt., Box 3164, Manistique, Mich. 49854

HEAVY DUTY Wood Truck, Car Ramps, Plans \$3.00. 202 E. Lakeview, Madison, Wis. 53716

SAVE YOUR OLD KITCHEN. Do it yourself with our refacing method. Send \$5.00 for instruction booklet. American Kitchen Company, 4328 Dodge Avenue, Fort Wayne, Indiana 46815

BOX UTILITY TRAILER manufacturers original designs plans \$9.95. Plans, R.D. #1, Box 77, Albion, PA 16401

AT LAST! Anybody's Guide to Electric Appliance Repair. Illustrated! Covers major appliances from disposals to refrigerators. \$6.95. Anybody's Guide, P.O. Box 1622-P, Montrose, CO 81401

HOW TO PUTTY (Glaze) Windows - the Easy Way! Guide Written and Illustrated by Professional Glazier. Send \$5.00 to: Windows Only, Box 3044, Bristol, CT 06010.

TV REPAIR made **EASY** and **PROFITABLE!** Caltronics, 500 Mill, Comanche, TX 76442

BAR'L BAR-B-Q Build From 55 Gallon Drum Illustrated Step By Step Instructions \$7.95. TYA Inc. (PM), 3943 Evans Road, Atlanta, GA 30340

CONVERT YOUR TV IN TO A GIANT 7-FOOT SCREEN. Enjoy Watching TV Like You Never Had Before. **SAVE THOUSANDS**. No Special Skills Or Tools Needed. Each Projector Kit Comes With Special 150mm Optical Lens, 17"x11" Illustrated Plans Simple To Follow, Step By Step Instructions. **ORDER NOW** Send \$16.95 To: Angel Gift, 6481 Atlantic Ave. N-108, Long Beach, CA 90805 **"SATISFACTION GUARANTEED OR YOUR MONEY BACK"**

GENUINE Northwestern Red **CEDAR BURL CLOCK KITS** Send SASE To: HUB Enterprises, P.O. Box 1866, Aberdeen, WA 98520-0308

SAVE Money! Fix cracked walls, repair carpets, restore damaged roof, etc. Photos, diagrams, make it easy! Home Repair Guide. \$4.95. Bob & Betty's Gifts, 4451 Timberdale, Stow, Ohio 44224

CHAINSAWS. Save alot of time and money repair your own. Complete manual \$6.00. SF White Distributing, Box 231P3, Montezuma, Iowa 50171

TELEPHONES! . . . Easily install your own to save . . . others for profit! . . . Complete Guide \$3.00 **GUARANTEED**. Signal Research, Box 5285 P3, Albany, New York 12205

1400 Catalogs listed and Described. Sources for Everything Imaginable \$4.00. Masterlog, Box 879-F, Fairfax, CA 94930.

TELEPHONE SYSTEMS AT WHOLESALE PRICES CATALOG \$1.00. DTC, P.O. Box 15046, Daytona, FL 32015

2003 Catalogs listed. Sources for Anything! \$4.95. Directory, Box 92452N, Atlanta, Georgia 30314

BELT BUCKLES for coins or stones, specialty buckles, jewelry mountings, cut stones, clock works. Wholesale catalog 25c. Eloixte Corp., 806 1/2 10th Street, Wheatland, Wyoming 82201

ARTS, CRAFTS, SUPPLIES

BUY METAL PICTURE FRAMES THE WAY PROFESSIONALS DO. BUY DIRECT AT WHOLESALE PRICES. FOR GREAT PRICES CHECK US OUT. EXAMPLE: STANDARD FRAME 16 x 20 \$7.00. ORDER HIGH QUALITY METAL PICTURE FRAMES CUSTOM CUT, SHIPPED PROMPTLY AT COST THAT ARE ABOUT 1/3 OF RETAIL PRICES. SEND \$2.00 FOR CATALOG AND MOULDING SAMPLES. AMERICAN FRAME CORPORATION, 1340-A TOMAHAWK DRIVE, MAUMEE, OHIO 43537

"GETTING Started in Stained Glass" \$1.00. Whittemore, Box 2065T, Hanover, Mass. 02339.

STAINED GLASS SUPPLIES: EXCITING SUPER CATALOG-PM \$3.00. **CORAN-SHOLES INDUSTRIES**, 509 E. SECOND, BOSTON, MA 02127.

STAINED GLASS SUPPLIES Complete Catalog \$2.00 (refundable). Sunshine Glassworks, 3690 Harlem, Dept CT, Buffalo, NY 14215

LEAD SOLDIER MOLDS, Scarce Civil, WWI, Cannon Fantasy. Illustrated Brochure \$1.00 (Refundable). Dunkers, Calvert, TX 77837

LEATHERCRAFT Supplies Catalog, \$1.00 (refundable). Craft-LS, 1909 75N, Sherman, Tx. 75090

EXOTIC Indonesian Oil Painting 15" x 10". \$11.90 post-paid. No cheques. M.I. Importers Exporters, Maxwell Road, P.O. Box 1534, Singapore 9030, Singapore.

CLOCK WORKS, Wood clock blanks, rockhound supplies, belt buckles, cut stones, etc. Wholesale catalog 25c. Eloixte Corp., 806 1/2 10th Street, Wheatland, Wyoming 82201

CARTOONING, COMMERCIAL ARTS, SIGN PAINTING

CARTOON for Fun and Money!!! Free booklet!!! Cartoons, Box 40614A, Detroit, Michigan 48240

35 LESSON cartooning course. Cartoonist's Magazine, both \$4.00. Hartman, Box 30367, Lincoln, Nebraska 68503-0367

SIGN Painting—Easy method. Free catalogue. Kaufmann Company, Centertown, Missouri 65023

DISTINCTIVE Sign Making Letter Patterns. Paulow, 535 North 52nd Street, Milwaukee, WI 53208

MODELS, MODELS SUPPLIES

RADIO CONTROL- Airplanes, Boats, Helicopters, Supplies. Big Discount Catalog \$5.00 (Refundable). Modelers Supply, Box 7185, Montgomery, AL 36107.

(Continued on next page)

MODELS, MODELS SUPPLIES

(Continued from preceding page)

SCALE SHIP MODELS Since 1905 our Model Ship Kits and Fittings have been the Favorites of Discriminating Modelers. Send \$2.00 for Big Catalog. **BLUEJACKET SHIPCRAFTERS**, Box 533P, Shelton, CT 06484

FIRING CIVIL WAR Model CANNON Plans: Catalog \$1.00. Green—PM35, Box 892, Shalimar, Fla. 32579

MAGIC TRICKS, JOKES, VENTRILOQUISM

LEARN VENTRILOQUISM! Guaranteed Instruction, Supplies, Information Free! Maher, Box 420-PM, Littleton, Colorado 80160.

FREE! World's Leading Novelty Catalog. 1600 Jokes, Tricks, Science, Sports, Hobbies. Johnson-Smith, C-6013, Mt. Clemens, MI 48043

HOBBIES & COLLECTIONS

MILITARY Medals Catalogue 50c. Yearly Subscription \$4.50. Vernon, Box 1387PM, Baldwin, NY 11510

NAZI war souvenirs. **FREE** illustrated catalog. Delta, Box 31224PS, Honolulu, Hawaii 96820

DECALS, EMBLEMS, PATCHES

GUARANTEED Lowest Emblem Prices! Free Catalogue. Stadri, 61P Jane, NYC 10014. (212) 929-2293.

CUSTOM IMPRINTED CAPS—We print anything! No minimums! Free Brochure. Custom Cap Co., Box 341C, Westminster, Md. 21157

ANTIQUES, RELICS, INDIAN GOODS & CURIOS

ARROWHEADS \$16.50 Doz. Identification Guide \$8.81. Artifacts List 40c. Secrist's, Box B, Deerfield, MO 64741

DOLL CRADLE: Build your daughter or granddaughter a beautiful **DOLL CRADLE.** A reproduction of an 18th century cradle made from pine with a varnish finish. Handcrafted with your own personal touch it will be cherished for generations. (PL-1820 \$3.95). Send order to: Popular Mechanics, P.O. Box 1014, Radio City Station, New York, NY 10101

STAMP COLLECTING

50 YEARS Old fifteen different United States, over fifty years old—25c with approvals. Jaxon, Box C11-P, New Rochelle, New York 10804

VERY OLD USED U.S. EXCEPTIONAL VALUES FOR ADULT COLLECTORS! YOU'LL LOVE THESE SURPRISINGLY GREAT APPROVALS. STRICTLY UNBEATABLE! (INTRODUCTORY SPECIAL: 15% DISCOUNT, FIRST SELECTION). KENTWAY, BOX 88091P, KENTWOOD, MICHIGAN 49508-0991.

HOW to make money collecting coins or stamps. Manuals \$3.00 each. Mail Order Fair, Dept. 1249, Allquippa, Pa. 15001

FREE Worldwide Packet. Penny approvals. Froehlich, Drawer 968A, Morton Grove, IL 60053.

UNITED Nations 3 Complete Mint Sets 25c. Approvals. Cometta, POB 1509-M, Lake Placid, Florida 33852

BREATHTAKING Beautiful. 50 Different mint Monaco pictorials commemoratives only \$1.50 with mint complete set approvals. Pagoda, Box 132P, Sidney, Ohio 45365.

FREE - U.S. Discount Catalogue. Shelton, Box 547B, North Miami, Fla. 33161.

WORLD Wide Stamps mounted in books on approval 2c and up. **TRUST STAMP COMPANY**, P.O. Box 100-P, Jamaica, N.Y. 11435

50 DIFFERENT Old U.S. between 1861 and 1939 - \$1.00. Ed Roush, 423 Shepard, Mansfield, Ohio 44907.

BARGAIN 100 World-wide Stamps 25c. Quality Approvals. R. Parker, Box 143, West Brookfield, MA 01585

FREE Surprise Collection with approvals. Gould, Box 2130, Petaluma, CA 94953

100 Different U.S. 25c. Approvals. Bradley, Box 425P, Midlothian, VA 23113

"INVERTED ERROR" - 100 Different United States. 50c with approvals. Luray, P.O. Box 7088, Silver Spring, MD 20907

101 Large Pictorials 50c when requesting worldwide approvals. Benat, P.O. Box 210244, Dallas, TX 75211.

300 Worldwide 50c to approval applicants. Send today. J. MARTIN, P.O.B. 245, New York, NY 10023

CANADA. 50 different 25c. Approvals. Oroszky, Box 1-C, Sarnia, Ontario, Canada N7T 7H8

50 RUSSIA 25c. Worldwide Approvals. Birnell, 8525 North Lamar, Suite 185-P, Austin, Texas 78753

200,000 Different. 1c-\$150 each. Approvals. Buza, 1931SW 34CT., Ocala, Florida 32674.

US 6 commemorative plate blocks or 30 mint commemoratives \$1.00! Approvals. Gordon Davison, Nokomis, FL 33555.

ONE! Two! Three! Cent Stamp Approvals! Regardless Catalog. Klostler, 4164 52nd, San Diego, CA. 92105

FREE 100 Canada with request of World Wide Approvals. Briner's, P.O. Box 5607, San Mateo, Calif. 94402

35 DIFFERENT Old U.S. Revenue Stamps \$1.00. Winchester Stamps, Box 3592, Mansfield, Ohio 44907

FREE Gift With First Purchase. U.S. Approvals And Want List Service. 20c for Handling. The Stamp Boutique, P.O. Box 456, Madison, N.J. 07940

SCANDINAVIA Approvals 2c And Up. Bobb, Box 4218, Sunland, CA 91040

107 Different Triangles, Space, Animals, Etc. \$4.00 Value. Only 10c. Approvals. Fayette Stamps, Dept. 418M, Fayetteville, NY 13066

FIFTY FREE Stamps With Approvals. J&D Stamps, Box 747, Melbourne Beach, FL 32951

SEVEN Canal Zone 25c. Approvals. Merkel, 30 Grandview, South Hadley Falls, MA 01075.

BARGAIN approvals to 1/20th catalog! Gains, 716-S Sixteenth, Mattoon, IL 61938

WOW! 50 All Different Germany-25c! Super collection of genuine German Commemoratives, Definitives, Airmails, High Values. Free Big Catalog. Also fine stamps from our approval service. Buy what you like. Return balance promptly! Send 25c today! Thank you. Jamestown Stamp Co., Dept. A35PM, Jamestown, NY 14701

FREE! Big Bargain Catalog—New Edition listing thousands of bargains including U.S. & B.N.A. stamps, packets, albums, accessories and supplies. Also fine stamps from our approval service. Buy only what you like. Return balance promptly! Thank you. Jamestown Stamp Co., Dept. E35PM, Jamestown, NY 14701

FREE British Commonwealth. Worldwide Approvals. Volkman, Box 71829, Los Angeles, Calif. 90071

REQUEST Approvals Receive 40 Free. Majestic, Box 51, Kahaawa, Hawaii 96730.

FREE 100 Different British When Requesting Worldwide Approvals. Lewington, Box 6149, San Mateo, Ca. 94403.

FREE Mixture Price List. Gerlach, Box 6637, Lake Worth, FL 33466.

ICELAND collection, 20 different \$1.00 Approvals. Sandell, Box 6666, St. Paul, 55106

100 WORLDWIDE PLUS 50 MINT British Colonies 50c With Approvals. Mid-Atlantic Stamps, Box 476, Edgewater, Maryland 21037

OLD U.S. Approvals 2c each. Discount Approvals, P.O. Box 146, Tujunga, CA. 91042

WORLDWIDE 100 Different Beauties. 25c. Approvals. J. D. Michael, P.O. Box 2273, Martinez, CA. 94553

101 DIFFERENT Worldwide Packet 25c with pictorial Approvals. Donald Allen, Box 217, Waterville, ME 04901

"WHOLESALE" U.S.—Foreign Pricelist and catalog Free! Everything Guaranteed. No Approvals. Schneider, Box 1240, Grand Rapids, Michigan 49501

FREE U.S. Mint Set. Approvals. Hildebrand, Box 4867, Santa Clara, California 95954

ABSOLUTELY FREE—50 Different British Colonies **COMMEMORATIVES.** Approvals. Gobestamps, Box 1238, Saco, ME 04072

ISRAEL 15 Different 10c Approvals. Sam Chazen, Box 866, Delray Beach, Florida 33444

CANADA Ten late commemorative 10c, Canadian approvals. Harley Boardman, Little Valley, New York 14755.

PAINTINGS - 25 Giant Multicolor Beauties 10c - Worldwide Approvals. Mayfield, Box 13698-M, Atlanta, GA. 30324.

4 FOREIGN SETS only 10c. Approvals. R.G. Sales, Box 1065-M, Jamaica, N.Y. 11431

INTERESTING worldwide mixture 10c. Approvals. White, Box 24166AG, Indianapolis, IN 46224

PHOTOS & PHOTO SUPPLIES

PHOTOGRAPHY'S Finest Products At Nationally known low prices from a small town dealer you can trust. Free Catalog. Norman's, 3602 South Westledge, Kalamazoo, Michigan 49008. Since 1957.

"PHOTOS For TV". Sell Your Slides And Prints To Television Stations. New Book Explains. \$12.95 delivered. Information \$1.00 (Refundable) Includes Free TV Slide. Patterson Publications, 4358A Castle Road, Regina, SK S4S 4W3.

PLAYS, SONGS, MANUSCRIPTS

POEMS, Songs Wanted. Free Recording Publishing. Broadway Music Productions, Box 7438PM, Sarasota, FL 33578

MUSIC INSTRUCTIONS & INSTRUMENTS

VIOLIN, GUITAR, etc., making materials, accessories, books. Catalog, \$1.00. International Luthiers Supply, Box 580397, Tulsa, OK 74158

INSTRUMENT Kits! Build Appalachian and hammered dulciners, banjos, mandolins; even harps, harpichords. Free Catalog. PM Hughes, 4419 West Colfax, Denver, CO 80204

INTERNATIONAL VIOLIN COMPANY, Catalog for instrument makers, repairers. Imported tonewood, tools, varnishes, parts, accessories, strings, cases. European instruments, bows. Assemble yourself violin and guitar kits. Catalog \$1.00 includes 10% discount certificate. Dept. GO, 4026 W. Belvedere Ave., Baltimore, Md. 21215.

PIANOS, PLAYERS, PUMP ORGANS. Rebuild and repair. Catalog of "How-To" books, \$2.00 (refundable). Vestal Press, Vestal 11, New York 13850.

ACCORDION Top Brands, cordovox, Buy Direct. Tremendous Discounts. Trades accepted. Free brochure. PM, Accordion-O-Rama, 16 West 19th Street, New York, NY 10011

ACCORDIONS, NEW, USED. Electric, electronic. Cordovox, concertinas, Button Boxes, Hohners We Buy, Sell, Trade, Exchange, Repair, Tune, 50 Years Experience. If Dealers unavailable. Call or Write for Brochures, Mastercard And Visa Accepted. **CASTIGLIONE ACCORDIAN**, 12644 E. 7 Mile, Detroit, MI 48205 313-527-1595

CALLIOPE: Create the exciting sounds of circus music. Build a mini-CALLOPE crafted from pine and easy-to-find materials. This nostalgic music maker is a great gift for the budding musician. Recreates the sound of an orchestra of flutes and whistles. Plans and materials lists included. (PL-1830 \$3.95). Send order to: Popular Mechanics, P.O. Box 1014, Radio City Station, New York, NY 10101

SELF IMPROVEMENT

LEARN at home. Clearly written with over 100 photographs. International Karate School, Box H, Belmar, NJ 07719

SUCCESSFUL New Beginnings—"Coming Back" from Financial, Personal Loss. Free Brochure. Dorco, 824J North Marion, Oak Park, IL 60302

LOSE WEIGHT. Our manual and individualized program will give you the body you desire. No pills. No nonsense. Send \$9.95 to: Northstar Publications, Dept. 100, 2201 West 54th Ave., Denver, CO 80221

SKYROCKET your income multiplying your money-making power! "The Magic of Thinking Big" \$3.50 postpaid. Order Now! VCIC, 771 Botany Bay, Dallas, TX 75211

"THINK and Grow Rich"—\$4.50 Ppd. Write for free catalog self-improvement books. Order Now! Bart Glynn Enterprises, 729-A West Cedar, Cherokee, Iowa 51012

BOSTON Globe: "Cities Towns Now Lawsuit Conscious" Know Your Constitutional Rights To Sue For Damages \$6.50. Da-Abda Co., 1630 Worcester Road, Suite 528C, Framingham, MA 01701

EDUCATION & INSTRUCTIONS

BECOME a specialist technician. **FREE** catalogue describes 200 different correspondence courses. Granton Institute, 263A Adelaide Street West, Toronto, Canada. 1-800-268-1121.

ELECTRICIAN. Learn at home in spare time with no previous experience. Installation, maintenance, construction, lighting, heating, air conditioning applications. Get free facts. Write: ICS Electrician School, Dept. PBC25, Scranton, Pennsylvania 18515.

BE A PARALEGAL - Handle Your Own Legal Affairs. Accredited Attorney Instruction. Home Study. **FREE CATALOG.** Southern Career Institute, Drawer 35PM-2156, Boca Raton, FL 33427. (305) 368-2522.

DEGREE Studies Off Campus Law school. Qualify for CA Bar. Bachelor's, master's, doctorate in business, engineering, health service management and public administration. Prepare for CPA, CMA, CFA and CIA exams. In engineering, E.I.T. and P.E. exams. Credit for work experience. Southland University, 35 N. Craig Ave., Dept. M-8, Pasadena, CA 91107. National Information Line 818-795-5558.

"JET GAS TURBINE CAREERS!" Homestudy courses — theory, maintenance, overhaul — Established 1957. **AMERICAN JET SCHOOL,** Department PM-3, Darby, Montana 59829. (406) 349-2100

LEARN Asleep or awake. Records, tapes, equipment! Free catalog! Drawer PM-400, Ruidoso, New Mexico 88345

LEARN Sewing Machine repairing. A profitable Trade. Easy to learn. Free details. Sewing Center, 187 FR, Rochelle, GA 31079.

(Continued on next page)

EDUCATION & INSTRUCTIONS

(Continued from preceding page)

LOCKSMITHING, Universal School of Master., Correspondence and Shop Training. Box 214652PM, Sacramento, CA 95821

AUTOSUGGESTION. Sleep-learning headquarters! Tapes, records, books, Gigantic catalog free. Research Association, Box 24PM, Olympia, Washington 98501.

UNIVERSITY DEGREES BY MAIL! Accredited Bachelors, Masters, Ph.D.s... Free revealing details. Counseling, Box 317-PM3, Tustin, California 92680.

EXTENSION And Post-Graduate Awards in Philosophy, Art, Science, Botanic, Medicine, Homeopathy, Radionics, and others. 30 subjects Curricular free (airmail \$1.00 refundable). Registrar, Sussex College of Technology, Highfield, Daneshill, Sussex, England.

FREE Catalog. Learn Auctioneering. Nashville Auction School, Box 190, Lawrenceburg, Tennessee 38464

LEARN Gun Repair at home in spare time. Special tools, charts, exploded views, lessons and exams all included. Accredited. VA/GI approved since 1940. Call (602)990-8346 or write NOW! Modern Schools, Dept. MC35, 2538 N. 8th St., Phoenix, AZ 85006

HIGH SCHOOL DIPLOMA AT HOME. NO CLASSES. Low cost. Information FREE. Call toll free 1-800-228-5600 or write: American School, Dept. #30345, 850 E. 58th St., Chicago, IL 60637

PREPARE to better handle your business, political and social opportunities. The Blackstone School of Law has met the law training demand for almost a century. Information: P.O. Box 790906PM, Dallas, Texas 75379

SUPER-INTELLIGENCE Amazing method sent Free! **EDEMP**, Box 1462, Glendora, CA 91740

UNIVERSITY DEGREES BY SPECIAL EVALUATION OF EXISTING Job Experience, Education, Achievement. Fast. Inexpensive. Call (614-863-1791). Or Write: Box 13151-T3, Columbus, OH 43213

SCHOLARSHIP Money Available! All Fields! Write: National Scholarship Services, Box 62, Ballardvale, MA 01810

LEARN domestic refrigeration, 25 billion dollar Repair Industry. \$5.00 for taped Lesson & Information refundable on enrollment. Iceberg U.S.A., P.O. Box 19931, Houston, Texas 77024

EFFECTIVE SPEAKING. HOME STUDY. FREE DETAILS. Power/Speak, Dept. PM3, Box 1505, Bloomfield, N.J. 07003

TERMPAPER CATALOG—306 pages—15,278 papers available. Rush \$2.00. **RESEARCH**, 11322 Idaho, #206PM, Los Angeles, 90025. (213) 477-8226.

\$150,000,000 UNCLAIMED EDUCATIONAL FINANCIAL ASSISTANCE. Will supply list for which you qualify. **RESULTS GUARANTEED!** For info Write: F.A.C.T., P.O. 112B, Webster, Texas 77598

UNIVERSITY Degrees! Economical home study for Bachelor's, Master's, Doctorate. Prestigious faculty counsels for independent study and life experience credits. Free proof — Richard Crews, M.D. (Harvard), President, Columbia Pacific University, 1415 Third Street, Suite F612, San Rafael, CA 94901; Toll Free: 800/227-1617, Ext. 480; California: 800/772-3545, Ext. 480.

CHRISTIAN Basics Course \$3.00. Prayer Family International, Box 10021, Phoenix, Arizona 85064

DESIGN STRESS CALCULATIONS MADE EASY. "Your Stepladder To Excellence . . . Recognition" Designers Manual, Box 1073D, Scottsdale, AZ 85252

TYPEWRITER Repair at home. Moneymaking career. Typewriter Inst., 147A Crooks, Paterson, NJ 07503

UNIVERSITY DEGREES By Mail. Accredited Bachelors, Masters, Ph.D's. Free Facts Revealed. Careers-PM3, Box 476886, Tulsa, OK 74147.

DETECTIVE training home-study program. Free information. Global, Box 191 PM, Hanover, Mass 02339

PIANO TUNING PAYS - Piano tuning - Electronic organ servicing. Learned easily at home. Free booklet. Niles Bryant School, P.O. Box 20153, Sacramento, CA 95820

SCHOOLS

WORLD WIDE COLLEGE of Auctioneering, Inc. The original—50-yr.—Worlds largest! Term soon. Approved for V.A. Free catalog. **COL. GORDON E. TAYLOR**, Box 949, Dept. 19, Mason City, IA 50401. 515/423-5242.

WHY NOT INVESTIGATE COMMERCIAL DEEP SEA DIVING AS YOUR CAREER? Our Graduates are working worldwide making excellent money. Send for free catalog containing disclosures, credentials, course outline, employment statistics, instructor qualifications, progress standards, financial assistance to: Divers Institute of Technology, Inc., P.O. Box 70312, Dept. PM, Seattle, WA 98107

EMPLOYMENT INFORMATION

ALL Skills Overseas. Resume to: 4732 South Victor, Tulsa, Okla. 74105

ROCKY MOUNTAIN EMPLOYMENT NEWSLETTER! Colorado, Idaho, Montana, Wyoming! Current openings - All occupations! **FREE INFORMATION!** Intermountain-L, 3115 N. Hancock, Colorado Springs, Colorado 80907.

100 JOB OFFERS? A complete list of hi tech companies compiled by executive with inside knowledge of companies on the move. Updated monthly listing contains employers located in California's famous Silicon Valley. Only \$5.00 — "Career," P.O. Box 221, Sunnyvale, CA 94086

SHIPS, TUGS, CRUISESHIPS, RIVERBOATS Women, men. \$15,000-\$60,000 Expenses paid. Work month, home month. Experience unnecessary. U.S. 112 Countries. Free report. Send stamped envelope. Marine Employment, B207, Central, IN 47110

GET A Better Job! Free Booklet. Bookland, Box 5349, Fort Wayne, IN 46895

WORK overseas \$20,000- \$60,000 opportunities! For info. call 317-839-8900 EXT. 24

HELP WANTED

OVERSEAS, U.S. Jobs Available. Unlimited opportunities. Write for application. Employers, Box 3239-G, Gulf Shores, AL 36542.

AUSTRALIA — Openings Now! Top pay! Transportation. Plus Worldwide listings: \$2.00. Jobworld, Box 681E, Cypress, CA 90630.

AUSTRALIA WANTS YOU! Jobs! Big Pay! Transportation! Newest Handbook — \$2.00. **AUSTRALIAN INTERNATIONAL**, Box 19107-AC, WASHINGTON, DC 20036.

OVERSEAS, U.S. JOBS AVAILABLE. UNLIMITED OPPORTUNITIES. Write for application. Employers, Box 387-G, Orange Park, FL 32067.

100,000 research workers needed immediately. Details and Application \$2.00. Robert Wyatt, President, Research Associates, Box 184, Canton, Missouri 63435

\$100.00 Weekly Home Business \$2.00. Bradshaw, Box 2348, Minneapolis, MN 55402

FOR INVENTORS

INVENTORS: Free information on offering your invention for sale. Kessler Sales Corporation, C-5-F1, Fremont, Ohio 43420

INVENTORS BEWARE: Tired of Invention Companies that promise you everything, but just take your money and deliver nothing? **AFRAID** of disclosing your ideas Before They're Protected? There is an alternative! You can do it all yourself. Inquire: Associated Inventors Assistance, Inc., 2166 E. Greenway Dr., Tempe, AZ 85282. (602) 897-6060.

PATENT IT ECONOMICALLY! Free Details. N. Raner, 2008 Fondulac, Richmond, VA 23229

PROTECT YOUR INVENTIONS AND TRADEMARKS. Registered Patent Attorney. **FREE** Preliminary Review, Box 392PM, Millwood, NY 10546

INVENTORS: How to market your inventions. Revised edition still only \$9.95: Inventors Handbook, 340 Moon Court, Casnovia, Mich. 49318

NONPROFIT Foundation helps inventors. Widest range of services. Free recording forms. Free evaluation. Affiliated Inventors Foundation, 501-B Iowa, Colorado Springs, CO 80909, Or Call 1-800-525-5885.

REGISTERED PATENT ATTORNEY Washington D.C. Suburb. Donald A. Kettlestrings, 414 Hungerford Drive, Rockville, Maryland 20850

INVENTORS! Can you profit from your idea? Call us today regarding the marketing of your invention, or write for your free information package. Over a decade of service. **AMERICAN INVENTORS CORPORATION**, 82 Broad Street, Dept. PM, Westfield, Massachusetts, 01086. (413) 568-3753. (not an answering service) A fee based marketing company, offices nationwide.

MANUFACTURING & MARKETING assistance for new products. **INVESTORS**, Box 6042, Burbank, Ca. 91510

DO YOU NEED MORE CUSTOMERS ON A NATIONAL OR INTERNATIONAL BASIS? Our company specializes in quickly locating and qualifying serious customers for manufacturers, marketing firms and businesses of all types. For more information, write to: N-Pen Enterprises, 5313 Bakman Avenue #312, North Hollywood, California 91601

PATENTS Financed! **PATENT INVESTMENTS** INTERNATIONAL, 1050 Connecticut Ave., #300, Washington, DC 20036

AFFORDABLE Patent Protection. Brochure: Chen Patents, 3013 Birchtree, Wheaton, Maryland 20906

PROTECT Your Invention. Registered Patent Attorney. Many Years Experience, all Fields. Individual Inventor's Problems Given Special Consideration. Very Reasonable Charges. Write for Free information, Paul H. Gallagher, 2530 Crawford Ave., Evanston, Illinois 60201

PATENT Your Invention Yourself! Kit \$89.95. Retired Examiner, 7400, Washington, D.C. 20044

PATENT AND DEVELOP Your Invention. Registered Patent Agent and Licensed Professional Engineer. Send for **FREE PATENT INFORMATION** Every Inventor Should Have. Richard L. Miller, Woolworth Building, 233 Broadway, Suite 3612-M, New York, NY 10007. (212) 267-5252

FAST service licensed & bonded company will quote price on blue prints & approximate cost of prototype or model. Send sketches and descriptive materials with \$10.00 refunded with order to: Broadway Design & Development, P.O. Box 1019, Flint, MI 48501

INVENTIONS WANTED

EARN ROYALTIES. **NUPRODUX INTERNATIONAL**, 1377 K STREET, #203, WASHINGTON, DC 20005

INVENTORS: If you have an invention for sale or license, write for free booklet explaining how we can help you. Kessler Sales Corp., C-5-1W, Fremont, Ohio 43420

INVENTORS! Have an idea? Don't know what to do? Call AIM for free information kit. Toll Free 1-800-225-5800

INVENTORS: Publish your invention for sale or license in **TODAY'S INVENTION**, read by over 15,000 manufacturers monthly. Green Tree Publishing, 4974 N. Fresno, Suite 378, Fresno, CA 93728. (800) 457-9805; in California (209) 227-4300.

INVENTION MARKETING. FREE INFORMATION. REPRESENTING MANUFACTURERS. Patmart, 77 Fulton, 26D, Financial District, New York, NY 10038

REAL ESTATE & FARMS

WESTERN NORTH CAROLINA Mountain Acreage, Farms, Cabins, Homes, Waterfront Property. **FREE** Brochures. Call Toll-Free: 1-800-438-8159. Raper Realty Inc., P.O. Box 619, Murphy N.C. 28906

CALIFORNIA. Lots. Acreage. \$40 Down. \$40 Monthly. Box 35291, Los Angeles, 90035.

TENNESSEE. Free Catalog. Farm, Mountain, Lake and Retirement Properties. Kay Realty, Rogersville, TN 37857. (615)272-9321

REAL ESTATE FOR SALE New Spring-Summer Catalog, thousands of properties & pictures! Send \$2 for postage & handling. Free at any local United office. **UNITED FARM AGENCY**, 612-PM West 47th, Kansas City, MO. 64112

YOUR OWN FISH AND HUNT LAND **LOW AS \$29.00 ACRE—\$50.00 DOWN!**

BEST areas for fish and game. Government report more fish and game per square mile. **TITLE GUARANTEE. BUY BACK GUARANTEE.** Bought thru **ESTATE LIQUIDATIONS** across Canada. **EASY PAYMENTS.** Get your Free catalogue **NOW!** **CANADIAN ESTATE LAND**, Dept. PMC, 2411 Yonge Street, Suite 303, Toronto, Ontario M4P 2Z1. Phone any time: 1-416-488-0444.

FREE Real estate guide. Central Ozark's largest. Listings from over 25 companies. Write: Land Rush, 1440 West Eighth, West Plains, MO 65775

MORTGAGES & TRUST DEEDS PURCHASED Top Prices. Free Quotes. Toll Free 1-800-221-1688 NJ 1-609-424-8058. General Financial Services, 2076 East Marlton Pike, Suite 116, Cherry Hill, New Jersey 08003

CANADIAN Country Properties. Our 70th year. Terms available. Catalogue airmailed \$1.00. Dignam Corporation, Suite 496, 85 Bloor East, Toronto, Ontario M4W 1B5.

FREE REAL ESTATE CATALOGS. Midwest and Southeast Sun Belt States. Specify Property and Area Desired. Call or Write: **COUNTRY NETWORK**, Box 368PM, Gainesville, MO 65655. 417-679-4632.

PLASTIC BAGS

HUNDREDS of Sizes, Plain and Ziplock. Lowest prices! Immediate delivery! Free Catalog. Action Plastic Sales, 1690D 94th Lane NE, Minneapolis, Minn. 55434. Tollfree: 1-800-328-8484.

BUY IT WHOLESALE

BUY Direct From Hong Kong. Details \$1.00. Anthony Colucci, 56 M Central Blvd., Merrick, N.Y. 11566

EARN MONEY selling rings, jewelry, buckles, watches—buy direct. 130% below retail. Catalog \$1.00 (refundable). Anka-PM, 90 Greenwich Ave., Warwick, RI 02886

BELTS and Buckles. Complete line fast sellers, including truckers, motorcycles, wildlife, westerns etc. Big Profits. Complete dealer set up. Catalog \$1.00. Anchor Specialties, Box 3958-BPM, North Providence, RI 02911

CLOSEOUTS! Discounts! Below Wholesale! Freebies! Information/stamp: DDN, Box 20152K, Ferndale, Michigan 48220.

CLOSEOUT Jewelry 55¢ dozen. (Catalog 25¢), Roussels, 107-1631 Dow, Arlington, MA 02174

400,000 BARGAINS Below Wholesale: Many Free! Liquidations . . . Closeouts . . . Job Lots . . . Single Samples. Free Details. Bargainhunters Opportunities, Box 730-A, Holland, Michigan 49423.

WORLDWIDE BARGAINS . . . Imports — Dropship — Closeout — Surplus — Freebies — (Stamped Envelope). Maimees, Box 1717PM, Highland, Ind. 46322

1,000,000 ITEMS! Lowest Prices! \$1.00 Shipping! "Bonanza", # "D-P", Luquillo, PR. 00673

500,000 Items Below Wholesale—Everything Imaginable! Free Outline Catalog! Bargains, Box 931P, Cullman, AL 35055

ADVERTISING AGENCIES, ADV. SER. MAILING LISTS

MAILORDER BUYER LISTS. ALL CATEGORIES. Zip code order on peel and stick labels. These people **WILL RESPOND** to mailorder offers. **GUARANTEED** deliverable. Free details. **CT MARKETING**, R1, Box 140C, Brighton, IL 62012

FRESH Hot Responsive Name Lists of Mailorder Buyers. Most Categories. Computerized in Zip Code Order. Peel and Stick labels Guaranteed Deliverable! For Brochure Send SASE to: D.R.B., Box 270, Rte. 2, Wilmington, Illinois 60481

FREE Mailing List Consultation. Details. GOC-13P, Box 1107, Stuart, FL 33494. (305)334-5205. 1-800-554-5478

GUARANTEED DELIVERABLE Mailing Lists. Computerized Zip Code Order Peel and Stick Labels. For Details Send SASE. R&L Enterprises, Rt 2, Box 127, Hedgesville, WV 25427

FRESH HOT RESPONSIVE LISTS of Actual Mailorder Buyers! All Categories! Guaranteed Deliverable! Zipcode Order! Rush SASE To: J. D. Lynn Marketing, P.O. Box 3603, Quincy, Illinois 62305

INCREASE YOUR BUSINESS POTENTIAL! Our Mail-order Buyers Lists are Guaranteed 3-for-1 deliverable. Free Details—Send SASE to: Alt Enterprises, 1920 S. 22, Chickasha, Ok. 73018

MAILING LISTS GUARANTEED DELIVERABLE. COMPUTERIZED IN ZIP CODE ORDER. PEEL AND STICK LABELS. RUSH SASE: J.D. BREWER CO., BOX 467395, ATLANTA, GA. 30346

OPPORTUNITY SEEKERS/MLM NAMES. FREE SAMPLE. Ventura-PM, Box 336, Riviera, AZ 86442

MAILING LISTS GUARANTEED DELIVERABLE. Computerized in zip code order. Peel and stick labels. Rush SASE: J.D. Brewer Co., Box 467395, Atlanta, GA 30346

BUSINESS SERVICES

INCORPORATE without legal fees! Free booklet tells how. Includes forms. Call now 800-345-CORP.

RUBBER STAMPS

BARCO Type Founders. Type and Rubber Stamps catalogue. Mail \$2.00 refundable on first order. 237 S. Evergreen, Bensenville, 60106

PRINTING PRESSES, RUBBER STAMP OUTFITS

TYPE for printing. Catalog \$1.00 deductible 1st order. Quaker City Type, R.D. 3, Box 134, Honeybrook, PA 19344

PRINTING Presses, new and used supplies. List 50¢: Turnbaugh Printers Supply, Mechanicsburg, Penna. 17055

COMPLETE Rubber Stamp Outfits. Supplies. Same day shipment. Sign Engraving Machines. Wholesale Catalog \$1.00 Deductible. Star Stamp, 1720E N. Marshfield, Chicago, 60622

TYPE Fonts. Hand Printing Presses. Supplies. 120 Pages. \$1.00 Deductible first order. Acme Type, 1720 N. Marshfield, Chicago, 60622

PRINTING SUPPLIES

PRINT YOUR OWN— Printing presses, type, supplies, direct from factory. Famous since 1872. Write for free catalog and samples to: Kelsey Company, DM, Meriden, CT 06450

QUICK Copy Printing. Low Prices. Write: Nationwide, 614 North Main, Bloomington, Illinois 61701

THERMOGRAPHED BUSINESS CARDS. Low Prices. PJW, Box 134, Barberton, Ohio 44203

GIFT SHOPPING

UNIQUE, interesting gifts. Free catalog. Tryall, 3100 Yorba Linda Blvd, #A25, Fullerton, CA 92631

CLOCKS, WATCHES, OLD GOLD, JEWELRY

HIGHEST CASH for Gold, Jewelry, Gold Teeth, Rings, Diamonds, Watches, Silver, Platinum. Mail Articles Today. Free gift with information. Chicago Gold & Precious Metals, 10 South Wabash, Dept. 758, Chicago, 60603.

CYPRESS CLOCKS Do It Yourself Catalog And Instructions. Free: Quartz Movements, Cypress Slabs, Resin! Cypress Corner, 6104 South Trail, Sarasota, FL 33581

FOR free catalog featuring Diamonds, Silver and Gold Jewelry send Name, Address, City, State and Zip Code to: H & A Smith Sales Co., 2418 Bennington St., Houston, Texas 77093

HANDMADE German Cuckoo Clocks many models, music, color options SASE. Box 28, New Canaan, Conn 06840

TAKE NO CHANCES. Deal with oldest, most reliable firm in old gold business. Established in 1934. We buy Gold, Silver, Platinum, Diamonds. Highest Cash. Free Information. Rose Industries, 29-A East Madison, Chicago, 60602

CLOCK WORKS, wood clock blanks, rockhous supplies, belt buckles, cut stones, etc. Wholesale catalog 25¢. Eloxite Corp., 806 1/2 10th Street, Wheatland, Wyoming 82201

TREASURE FINDERS

FIND coins, jewelry, nuggets, treasure. New revolutionary patented detector. Astounding range. Unaffected by black sand, mineralized ground. Rejects metallic trash. Free Catalog. Gardiner, 4729M N. 7th Avenue, Phoenix, AZ. 85013

TREASURE— Locate quarter mile away with ultra sensitive locator - brochure free. Research Products, Box 270270 - AMC, Tampa, Florida 33688

SAVE up to 40% on metal detectors. All major brands including White's and Garrett. **FREE** discount catalog. Northwoods General Store, Dept. DPM-3, 1325 Greenway Cross, Madison, WI 53713. (608) 274-4680

PROFITABLE OCCUPATIONS

FT. SMITH Auction School, Ft. Smith, Ark. 72903. Resident & Home study. Veteran Approved.

REPAIR lawnmowers thousands of parts and tools wholesale list 40¢. Ellwanger's, PM, P.O. Box V, Port Jervis, NY 12771

PLASTERCRAFT . . . Profitable Home Business 3000 Molds Available. Details. Lynnette, 6251C Mentpark, Mentor, Ohio 44060.

FREE Brochures. Repair air conditioning Refrigeration. Tools, supplies, full instructions. Doolco, Inc., 11525 Goodnight, Suite 600, Dallas, TX 75229.

RADIATOR repairmen are scarce? Learn **THE RIGHT WAY**, my shop, two weeks. 701 1/2 E. Main, Henderson, Texas 75652

MAKE MONEY IN SPARE TIME. Earn Generous commissions as a subscription sales representative for leading magazines. For full details and instructions, send this ad with your name and address to: **POPULAR MECHANICS**, Dept. AB-M, 250 W. 55th St., New York, NY 10019

SALESMEN-DIST.

DISTRIBUTORS WANTED. Guaranteed Income. "No Selling." Samples, \$2.00. Great Lakes Tea, 3730 Robinson, Snover, Michigan 48472

AGENTS WANTED

WITH Mason Shoes, pay day is when you want it! Take orders from friends and neighbors. Watch your business build, without risk or investment. Call Toll Free 1-800-826-7030, Ext. 648; in WI 1-800-472-7003, Ext. 648, or write: Mason Shoes, K-851, Chippewa Falls, WI 54774.

SPARE TIME CASH. Sell Famous Hanover Shoe. Samples, sales kit free. No experience needed. No age limit. Big commissions. Hanover Shoe, Dept. 3782, Hanover, PA 17331.

BUSINESS OPPORTUNITIES

IMPORT—Export opportunity, profitable world-wide, mail order business from home, without capital. We ship plan for no risk examination. Experience unnecessary. Free Report. Mellinger, Dept. R2703, Woodland Hills, California 91367

MAKE money at home! Hundreds of profitable plans. Free information. GAC, Box 124PM, Middletown, Ct. 06457

SEVEN PROFITABLE BUSINESSES AT HOME. FREE DETAILS. CT MARKETING, R1, Box 140C, Brighton, IL 62012

ENJOY Wealth, Independence. Unique books explain high profit businesses. Catalog \$1.00 (refundable). CRC, 12021 Wilshire, #197R, Los Angeles, California 90025

MAILORDER Opportunity! Start profitable home business without experience or capital. Write for free book, plus details. Mail Order Associates, Inc., Dept. 614, Montvale, NJ 07645.

MAKE lots of **EXTRA CASH** without lots of extra effort. Free Subscription to Opportunity Magazine offers hundreds of proven ways. Write: Opportunity, Dept. E05, 6 N. Michigan, Chicago, IL. 60602.

PROJECTION TV . . . Make \$\$\$'s assembling Projectors . . . Easy . . . Results comparable to \$2,500 projectors . . . Your total cost less than \$20.00 . . . **PLANS, 8' LENS & Dealers** information \$17.50 . . . Illustrated information **FREE** . . . Macrocoma-BGX, Washington Crossing, Pennsylvania 18977, Creditcard orders 24HRS. (215) 736-2880.

BECOME A Tax Consultant. Our students earn \$3,000 - \$5,000 every tax season preparing returns, evenings. Accredited Program. National Tax Training School, Monsey 2CS, New York 10952.

MEMORIAL Day Wreaths, Profits! Write: R.R.#10, Box 142, Muncie, Indiana 47302

\$100,000 YEARLY ! ! ! Assemble "PROFESSIONAL" **GIANT SCREEN PROJECTION TVS**—Don't be fooled by imitations! . . . "Build the best with lenses and screens utilized by Sony, Zenith, Sylvania, and Magnavox!" . . . Simple construction! . . . Illustrated information and complete parts catalog \$2.00 . . . Money back guarantee! . . . **POLI-VISION**, 187-X Cypress St., Throop, PA 18512

HIGH PROFITS WITH CUSTOM T-SHIRTS AND CAPS. Inexpensive, professional heat transfer machines. All supplies. **PRESS MAGIC**, P. O. Box 22809 (GC), Tampa, FL 33623

MAKE Rubber Stamps. Highly Profitable Business. Free Details. Stamper, POB 22809 (GC), Tampa, FL 33622.

BUMPER STICKER PRINTING DEVICE. Cheap, Simple, Portable. Free details. Bumper, POB 22791 (GC), Tampa, FL 33622.

SCREEN PRINT T-SHIRTS. Inexpensive kits. Free Details. "T-Printer," POB 23991 (GC), Tampa, FL 33623.

PROFITABLE GOLD FOIL PRINTER. Personalize business cards, pencils, matches. Free Details. Gold, POB 24986 (GC), Tampa, FL 33623.

VINYL'S Where the money is! Professionally repair, re-finish, recolor furniture, luggage, car tops. Quick, easy. Two small \$20 jobs a day earn you \$1,000 a month. Homes, cars, offices, restaurants, unlimited customers. Start earning after a few days practice. Sensational details free. VIP, 2007 Montrose, Chicago, 60618

TAKE Catalog Orders. We drop-ship 2500-best-selling specialty products. Lowest below wholesale prices. Immediate delivery. Spectacular home business opportunity. Free Book. SMC, 9401 De Soto Ave., Dept. 20-51, Chatsworth, CA 91311-4991

ALUMINUM SCRAP - Recycle Yourself - **MAKE \$25.00/POUND!** Free information: Industrial - PM53, Box 127, Alexandria Bay, New York 13607

ASSEMBLE PRODUCTS AT HOME. Many opportunities paying High Weekly Profits presently available without investment. Write: Businesses, 92B Brighton 11th, Brooklyn, New York 11235.

PIANO Tuning quickly learned with home study courses. Diploma granted. American Tuning School, 17050 Teller Drive, Morgan Hill, Calif. 95037.

PICTURE Framing—Profitable full or spare-time business. Easy to learn with handbook-course "Guide To Picture Framing Profits." \$3.00 Guaranteed. Free framing-supplies catalog included. Japs, 126-PM Seventh North, Hopkins, Minnesota 55343.

CONCRETE Block Machines: Catalog \$1.00. Route One, Box 3740, Rapid City, South Dakota 57702-3740

REPAIR HYDRAULIC JACKS — DETAILS FREE. WRITE: HYDRAULIC PARTS SUPPLY, BOX 4157, BROWNSVILLE, TEXAS 78520.

(Continued on next page)

BUSINESS OPPORTUNITIES

(Continued from preceding page)

VENDING MACHINES. No selling. Routes earn amazing profits. "Big Catalogue FREE." Parkway Corporation, 1930 PMB Greenspring Drive, Timonium, Maryland 21093

NEW Mercedes Benz, \$120.91 monthly, or BMW, \$81.51. . . . Guaranteed. . . . Write: FoxCo, Box 2655-53, Springfield, VA 22152

ALTERNATOR/ Starter Rebuilding Made Easy Start With-out Capital. ADM, Box 33, Buffalo, N.Y. 14207

ARAB BUSINESSMEN Have money to buy & invest. Top finders fees paid. International MiddleEast Associates, 8291 Flaxman, Dept. 385PM1, Huntington Beach, CA 92646.

\$1,000.00 WEEKLY Possible Bronzing Baby Shoes **FREE BROCHURE SHOWS HOW.** NBPM, 398 Airport, Sebring, FL 33870

MAKE Money Fixing Typewriters. Free Information: RCS Systems, P.O. Box 45, Simsbury, Conn. 06089

HUGE profits! Reconditioning used car batteries. Secrets others don't tell. Stamp please. Battery Outlet, Box 3300, Hickory, N.C. 28603.

1000'S Weekly. Mailorder. Details: Delights, 210 Welch 1014 PM, Ames, IA 50010

LEARN Sewing Machine Repairing. Men. Women. Lucra-tive Profits. Gresslin Correspondence School, Box 5104, Spencer, Iowa 51301.

SEIZED IN GOVERNMENT NARCOTICS RAIDS!! Auto-mobiles. . . Vans. . . Boats. . . Furniture. . . Thousands other items. Buy Dirt Cheap - Resell for Big Profits! Free Informa-tion: Marcol, Box 7557-M, Monroe, LA 71211

CASH Loans-\$500-\$25,000! All Eligible! Any Purpose! American, Box C-16, Lynbrook, New York 11563

TAKE PICTURES for profit. Photomoney, 14589K West 32nd, Golden, CO 80401.

MULTILEVEL MAILORDER! You Too, Can "MAKE BIG MONEY" At Home. **FREE** Cassette Reveals How! S5CA, 6940 1/2 70 Avenue, Pinellas Park, FL 33665

\$700 Per month earnings possible filling out income tax forms at home or tax office during tax season. We show you how. Simple, quickly learned. Details mailed free. No sales-men. Hurry. Big demand. Federated Tax, 2064 Montrose, Chicago, 60618.

SELL Books by Mail. Dealership-25c. Midwest, Box 44R2-PM, Shawano, Wis. 54166

PROFITABLE BUSINESSES FROM DESKTOP - Guarant-eed - Details free. Allied Publishing, Box 4791 Toms Rivers, N. J. 08754-4791

FREE! . . . "TREASURY OF HOME BUSINESS OPPOR-TUNITIES" . . . MAILCO, BOX 34370, BARTLETT, TENNESSEE 38134-0370

MAKE MILLIONS MANUFACTURING BATTERIES!!! Supplies available. Everlast, Box 365, Bogota, NJ 07603.

\$25,000 LOANS INTEREST FREE!! Secret Federal law **WIPES OUT DEBTS!!** Details **FREE!!** Moneywise/B, LaGrange, NY 12540

GET RICH using OTHER PEOPLE'S MONEY!! Unique—amazing business!! Details **FREE!!** Finance Consultants/B, Billings, NY 12510

CLIP newspaper items—\$2 - \$25 EACH!! **FREE** Report! Clippings-B, Billings, NY 12510

NEW Idea? American Patent in Washington, D.C. Gets Results! Best References - Free Kit - 1-800-257-7880, 1377 K Street, N.W. #400, Washington, D.C. 20005

GET RICH!! Secret law smashes debts—brings Cash, Credit! **FREE** report!! WealthKit/B, Billings, NY 12510

MAIL Order Profits! For Disclosure. CRIA, Box 257, Stuart, FL 33495

EARN \$25.00 HOUR signcrafting with common tools. **FREE DETAILS!** Zander, POB 185, Jacksonville, Florida 32219

NEW discovery in battery reconditioning. Eighteen months guarantee means "Big Profits Fast"! Electone, 7415 Gable Dr., Little Rock, AR 72205

HIGH PROFITS IN SNOBALLS. Detailed instructions, rec-ipes, information on extracts and machines. Price lists, \$2.00: Snak Shak Distributors, 2010 Crestmont, Norman, OK 73109

START YOUR OWN BUSINESS AT HOME. Free Details Write: Beck, 812 Tulane, Benton, Ark. 72015

ACQUIRE Wealth-Learn Fascinating Way!! Details . . . Rizzo, SR105, Cloudland, Georgia 30709

LEARN MIRROR RESILVERING free information. Silvercraft, Box 127, Lansdowne, PA 19050.

MAKE MONEY BY THE MINUTE around the clock for doing 8 hours a week paperwork from home. Grows to life-time income. Totally new ultramodern project unlike anything before. Still ground floor. No experience or education require-ments. 10,500 people already doing. Division of major U.S. corporation. For details dial (216) 452-2171, 24 hrs., 7 days. Ask for ext. 119.

PROFITABLE HOME BUSINESS. Free Booklet. Hageman, 604 Sunrside, St. Louis, MO. 63125

I MADE \$350.00 in one week by mail order. Helped others. Jaydee, 2320E Crabtree, Woodridge, IL 60517

CARDS ON TABLE. \$42.00 per 3 hours work **PLUS** your name sent every opportunity here. Compare all: \$3.00 refunded **PLUS** \$20.00 certificate if bested. Send \$3.00. Direct, Box 51128, Jacksonville Beach, Fla. 32240

\$1,000 Weekly Home Business Directory, Box 2019-PM, New York, New York 10163.

\$10,000. MONTH MULTILEVELING YURIKA FOODS. **FREE PARTICULARS.** MIDWEST, MILLER, MISSOURI 65707.

PRODUCE BEAUTIFUL COPPER OR BRASS SIGNS. Fast, Inexpensive, Profitable. Details. Signet, 50 High, Suite LL 7-C, Buffalo, N.Y. 14023

START YOUR OWN OFFICE CLEANING BUSINESS while studying our comprehensive 10 volume course. Free information: Executive Directors Inc., 11111 Katy Frwy, Suite 320, Houston, Texas 77079

RECONDITION JUNK BATTERIES. Easy moneymaker! Write: Owen, 771PM, Battle Ground, Washington 98604

MAKE MONEY WOODWORKING - Easy profits making unusual gifts, toys, novelties. Free details. Williams, 32K Titus, Glen Cove, NY 11542

MAILORDER FORTUNES. Wholesale Books. **FREE RE-PORT.** Selective, Box 1140, Clearwater, FL 33517

MAKE HOMEMADE BOOKLETS. I've earned \$187,000 with mine. Free information: Falcon, Box 37169, Ft. Worth, TX 76117

MAKE PVC PIPE FURNITURE. Easy profits! Write: Owen, 771PF, Battle Ground, Washington 98604

BUY wholesale from Japan. Cameras, electronics, tools. Send \$2.00 for 60 addresses. AIE Co., 18925 Brasilia Dr., Northridge, CA 91326

BE INDEPENDENT! Unique, Honest Opportunity. SASE to: HS, 8312 Vernelle Lane, Richmond, VA 23229

START your own business! For free information write: A. James, 1556 Halford, Suite 202, Santa Clara, CA 95051

NATURE'S "GARBAGE" IS WORTH THOUSANDS! Take it! Free information. Floyd's, Box 1214, Franklin, TN 37065-1214

FREE DETAILS. 1200 Opportunity ads investigated. Mitchel, 35 Carleton St., Newton, MA 02158

ESTABLISH Own Newspaper Clipping Service!! Good Profits. Easy! Simple! Free Details. S&M, Box 112B, Sullivan, Ohio 44880.

RECYCLE METALS, NO, NOT BEER CANS! Easy \$459 weekly! Free information. Recycler, Box 1214, Franklin, TN 37065-1214

\$40,000 on 1/2 ACRE! New Hydroponics—Inexpensive, pleasant, practical! Free information. Robin's, Box 1214, Franklin, TN. 37065-1214

\$10,000 in one month. Powerful new book tells how step by step. Money-back guarantee. \$12.95 to: Newlife 206, 550 Larsen, Aptos, California 95003

SELL books by mail. 400-900% profit. Free sales kit. Speedibooks, 23860-5C Miles, Cleveland, Ohio 44128

LEARN Gold, Silver Scrap Recycling Business. Free Infor-mation: Recycling, Box 11216P, Reno, NV. 89510

WATER WHEELS. Pelton Wheels. High - Lowhead Tur-bines, Hydroelectric Generators 100 to 5,000,000 Watts. **FREE ELECTRICITY** From Any Creek, Ditch, River, Pond With 6' to 2000' Feet Fall. America's Lowest Priced, Most Complete Line of Components, Pipe, Valves, Etc. New, Used Power Plants. Send \$10.00 for Catalog Engineering Book. Dealers Wanted. **WATER POWER MACHINERY**, 2505A Highway 93N., Hamilton, Montana 59840 1-406-961-3091.

GET RICH WITH MULTILEVEL MAILORDER!! **FREE** details! Box 627, Twin Peaks, Ca. 92391

BOOKLET MAKING - Profitable full or spare-time busi-ness. Easy to learn with handbook-course by Parascandolo (includes mailorder techniques). \$3.95 Guaranteed. Free sup-pliers directory included. Realimhill House, 30-55 C 33rd Street, Astoria, N.Y. 11102.

WANT A REAL BUSINESS you can start at home? No experience. Very small capital. Write: Davis, Box 932, Claremore, OK 74018

MAKE \$500.00 Weekly Mailing Our Burglar Alarm Adver-tisements! RBM Merchandising, P.O. Box 59314, Chicago, Ill. 60659

LIFETIME Security. Multi-Level Mailorder Two Opportuni-ties. Oneil-M, 10 Oak Lane, Sulsun, CA 94585

PIANO Tuning learned quickly at home! Free information. Empire School, Box 1014, Jupiter, FL 33458

NEED Credit Cards? Bankrupt? Slow Credit? No Credit? Let us help. Call Now! 1-317-839-8900 Ext. C-5E

BORROW By Mail \$500-\$25,000 Fast! Easy! Confidential! For Info Application Write: Accurate, 2120 Crestmoor, Nashville, TN 37215

MULTILEVEL MAILORDER! \$12,000+ MONTH WITHIN 6 MONTHS. Taylor-PM, 111 Cross Street, Chattanooga, TN 37405.

NEW Luxury Car without cost! Write: AMCO 9, 1601 Main, Plainfield, IN 46168

FREE! "Janitorial Business Moneymaking Secrets." MBM, Box 1087MP, Valley Center, CA 92062.

MAKE 2 to 3 times your cost on over 2500 items. \$3.00 brings giant catalog-refunded first order. Sunbelt Wholesale Specialties, 3304 3rd. Ave. W., Box 14052, Suite M35, Bradenton, Fla. 34280

HOW TO SELL INFORMATION By Mail Details Write: Roberts, P.O. Box, 132, Lynn, MA 01903

HOME BUSINESS OPPORTUNITY. Complete set-up including **PRODUCT** to sell. \$1,000's weekly selling informa-tion. Totally unique system. Guaranteed. \$10.00. **PROFIT CONCEPTS**, 167 Mill St., Naugatuck, CT 06770

SAVE! \$1.00 Sends Your Name To The Business Opportu-nities ads of This plus 3 Similar Magazines! Tavasci, RD 1, Box 163A, Andover, N.J. 07821

AUTO INTERIOR CUSTOMIZING AND UPHOLSTERY are today's high demand skills - yet easily learned at home! Fabulous profit potential. Send for **FREE** Opportunity Kit, details. Auto Upholstery Institute, 2118 S. Grand, Dept. SA510, Santa Ana, CA 92705.

RINGS, WATCHES, JEWELRY - 400% profit. Free Sales Kit/Catalog. Spotlight, 2325, 600 Third Avenue, New York, N.Y. 10016.

SUPER BARGAIN \$3.00 Forward Your Name, Address to Every Business Opportunity Ad In Popular Mechanics. D. J. Enterprises, P.O. Box 175, Browns, Ill. 62818

EARN \$1 billion within 25 years **GUARANTEED.** Billionaire, 506-L Churchill, Girard, OH 44420

FASCINATING Home Businesses! "Guaranteed Success-ful!" **FREE** Report!! Regency, 1811, Fuquay, Newburgh, IN 47630.

\$3,000 MONTHLY Information Business Brings. Initiative-P, Box 10179, Alexandria, VA 22310

HOT Selling. Attractive. Vacuum Formed License Plates and Signs. **FREE** Details. **VACUMAGIC**, POB 24986 (GC), Tampa, FL 33623.

STORE Your Nuts. Measure your nuts. Do you have Nation-al or Metric nuts? It is costly to get your nuts in the wrong places. Each Base has 2 nuts, 1 bolt size listed. Tax if not a resale. A—Base Metric Fine 3-4-5-8-10-12 MM. Resale \$5.15, no resale \$7.70. B—Base Metric Course 6-7-8-10-12 MM Resale \$3.70, no resale \$5.50. C—Base National Fine 10-1/4-1/2-3/8-7/16" Resale \$2.60, no resale \$3.85. D—Base National Course 4-6-8-12-1/4" Resale \$2.55, no resale \$3.85. E—Base National Course 1/16-3/8-7/16-1/2" Resale \$2.60, no resale \$3.90. F—Base National Course 1/16-3/8-3/4" Resale \$4.50, no resale \$6.75 2 Oz. A Alp Electric, 2080 East Hillcrest, Thousand Oaks, CA 91362

HOME WHOLESALING Start Now! Immediate Profits. McKinley, 6913D, Mexico, Concord, N.C. 28025

BE a **BOOKSELLER** Write: AVEC-PM385, 13632 Carrol, Tustin, CA 92680

MAKE UP TO \$5,000 A MONTH Work at home. For Sim-cere men and women. Rush \$1.00 for details. Sampson Enterprises, 13723 Brightfield Dr., Sugarland, Texas 77478

SELL satellite TV. Complete systems. 6' \$545, 8' \$645, 10' \$745, catalog \$3.00. Jakes, Box 593, Brigham City, Utah 84302.

LEARN how to start and operate seven most profitable home businesses. Information free! Southwind Publications, 10502 Telephone Rd., Suite 228A, Houston, Tx. 77075

TRADE SECRETS OF BOOMING! . . . HOME REMODEL-ING BUSINESS, REVEALED! . . . EARN TREMENDOUS PROFITS! . . . DETAILS \$2.00 . . . HANLEYCO, DEPARTMENT 853, BOX 262, MESAPEQUA, NEW YORK 11758

ADVERTISE FREE IN NATIONAL MAGAZINES. Insiders Guidebook. \$5.00: Midwest Marketing Group, 180 North LaSalle, Chicago, Illinois 60601

(Continued on next page)

BUSINESS OPPORTUNITIES

(Continued from preceding page)

MULTILEVEL MAILORDER CAN MAKE YOU RICH! Ground floor opportunity. FREE cassette reveals how! WMC-1, 7249 Amhurst Way, Clearwater, FL 33546

MAKE Money On Government Surplus Report \$3.00. Colony House, 10755 Midlothian Turnpike, Richmond, VA 23235

WASHERS for wire hose clamps. You buy for \$1.20 and sell for \$1.53. A Alp Electric, 2080 East Hillcrest, Thousand Oaks, CA 91362

NITELITER PEN Light that Writes. Send \$12.35. 101385PM, 720 Wellington, Elk Grove, Illinois 60007

I MADE \$40,000 Year by Mailorder! Helped others make money! Details 25c. Torrey, Box 318YY, Ypsilanti, Michigan 48197.

\$480 Weekly. Home mailing program. Goodwood, Box 26233-R, Tamarac, Florida 33320

GIANT Wholesale Color Catalog. Stuffed With Over 3000 Best-Selling Flea Market Items. **GREAT FOR RESALE.** Complete Satisfaction Guaranteed. Send \$3.00 Refundable: Wessels Products, PM-0385, 9638 Kernwood, Houston, TX 77080.

\$100,000 PER YEAR possible as a money broker. Associates needed. Experience unnecessary. Big demand everywhere! Free proof of income and details. Wes-State, 834 Pearl, Dept. LP, Eugene, OR 97401.

GET Rich with your Microcomputer. Free Details: JC Publications, Box 609, Arvada, Colorado 80001

IMMEDIATE IMPORT BUSINESS! Hong Kong, Taiwan Companies Looking for Agents/Representatives/Importers. Over 10,000 Products. Our Telex Service Starts You At Once. Write: Artek-D, 127 East 59th Street, New York, NY 10022.

BIG SAVINGS! \$1.00 Sends Your Name To Every Business And Money-making Opportunities Ad - March Issue. Free Bonus! AdSaver, Box 58310C, Philadelphia, Pennsylvania 19102-8310.

\$192.00 From Square Foot Plywood. (Huge Demand) Revealing Proof 25c. (Refundable). Woodwin, Bridgewater, Mass. 02324

\$50-\$90 AN HOUR PROFIT! Make rubber stamps at home. Satisfy heavy demand by dealers, business, individuals. Easy work, full-time or part-time. Write today for FREE Booklet. Star Stamp, 1720B N. Marshfield, Chicago, 60622

\$750 any 5 hours. Guaranteed! Steady, without selling or money! Free Report, Drawer 32-B, Glendale, California 91209.

HIGHPAID Specialist In One Week With Your Tool Box Dressmech, 111 Delaware, Box 421, Yardley, PA 19067

FANTASTIC NEW HOME BUSINESS can be done by one or more members of the family. Tools needed found in most homes, less than \$50.00 to start **BIG PROFITS IMMEDIATELY.** High demand, solid business, complete step by step instructions \$10.00 to: CLC Enterprises, 40 Palomino Rd P, Flagstaff, Az. 86001

LEARN The secrets of repairing junk batteries. "Fabulous Profits." **FIRST ESTABLISHED COURSE.** Apex Engineering, 5454 Bolsa, Atascadero, Calif. 93422

MAILORDER Income! \$40,000 Yearly! Write: Frontier, Box 40836, Tucson, AZ 85717.

MAILORDER Wealth! Complete Profit-Making Kit. Free Details. CKSM, Box 39712, Solon, Ohio 44139

UNIQUE, successful, easily started businesses. Make thousands! Free information! Write: Businesses, 3425 Overhill, Roanoke, VA 24018

\$1000's WEEKLY! Unlimited income. Pioneer, Box 986(L), Tualatin, OR. 97062

GET Rich! Self-Made Millionaire Shows His Easy-To-Follow Way! Free Details! Kaytee, Dept. PM3, 23400 Wimbledon, Cleveland, OH 44122.

MAKE BIG MONEY REPAIRING WINDSHIELDS & Plate Glass! Up to \$60,000 yearly! Call **TOLL-FREE** for Valuable **FREE** report. 1-800-321-2597. Glas-Weld Systems, Box 5755D, Bend, OR 97708.

AVOID FRANCHISE COSTS Of Leading Windshield Repair Companies. Complete Supplies For A Fraction Of Their Price. Their Repair Resin \$100 An Ounce, Ours \$25. Send \$15 For Information. Fincher's, 483 Timber Ridge Rd., Kernersville, NC 27284

GLASS REPAIR Kits From \$99.00 Visa, M.C. CGA Inc., 263 W. 3rd Place, Mesa, Ariz (602) 253-0005

I COLLECTED \$50 MILLION CASH. LET ME TEACH YOU. DKSH, Box 465, Fellsmere, FL 32948

\$1,000,000 CYPRESS INDUSTRY offers person wanting their own business the opportunity assembling our product and becoming independent Manufacturer, supplying mail orders and sales crews. I.C.M., Box 42101, Fayetteville, NC 28309

INVEST SUCCESSFULLY! New Small Investor's Guide Will Show You How. Satisfaction Guaranteed! Send \$10.00 To: Amity Group, Box 31C, Branford, CT 06405

OUT OF WORK? NEED MONEY? \$1.00 booklet shows you how to start your own business through classified advertising. Popular Mechanics, Dept. KC, 224 W. 57th St., New York, NY 10019.

"FREE" \$10.00 mailorder INCOME Opportunity! (P&H) 25c. Moincrt, 1424 Inshill-AM11, Biloxi, Ms. 39530

MONEYMAKING OPPORTUNITIES

MAKING EXTRA MONEY MADE EASY. FREE Subscription to Opportunity Magazine offers hundreds of proven ways. Write: Opportunity, Dept. E17, 6 N. Michigan, Chicago, IL 60602.

PROFITABLE GOLD FOIL PRINTER. Personalize business cards, pencils, matches. Free Details. Gold, POB 24986 (GG), Tampa, FL 33623.

MAKE Rubber Stamps. Highly Profitable Business. Free Details. Stamper, POB 22809 (GG), Tampa, FL 33622.

FREE Information on Big Money Profits \$100,000.00 and Up. Immanuel, Co., P.O. Box 10320, West Hartford, Ct. 06110

FANTASTIC earnings mailing from home!! Offer: Rush Stamped Addressed Envelope. Imperial, P-8 X17410, Fort Lauderdale, FL 33318

BARGAINS! Buy Wholesale and Below! Name Brands. Appliances... Furniture... Sports Equipment... Televisions... Cameras... Watches... Jewelry... Thousands More. Free Details. Worldwide Bargainhunters, Box 913-A, Holland, Michigan 49423.

VINYL'S where the money is! Professionally repair, refinish, recolor furniture, luggage, car tops. Quick, easy. Two small \$20 jobs a day earn you \$1,000 a month. Homes, cars, offices, restaurants, unlimited customers. Start earning after a few days practice. Sensational details Free. VIP, 2063 Montrose, Chicago, 60618.

GET RICH!! Secret law smashes debts--brings Cash, Credit! **FREE** report!! WealthKitB, Billings, NY 12510

BUMPER STICKER PRINTING DEVICE. Cheap. Simple. Portable. Free details. Bumper, POB 22791 (GG), Tampa, FL 33622.

HIGH PROFITS WITH CUSTOM T-SHIRTS AND CAPS. Inexpensive, professional heat transfer machines. All supplies. **PRESS MAGIC,** P. O. Box 22809 (GG), Tampa, FL 33623

\$500.00 WEEKLY From Junked Tires. (Rush Stamp). LeValleys, Fountain, FL. 32438

HOME BUSINESSES. Write: Lamar Enterprises P, Box 394, Anderson, Calif. 96007

MONEY MACHINE Guaranteed! methods of making serious money at home. Free Details. Conrad Publishing, 828 Royal St-186, New Orleans, LA. 70116

RECONDITIONING BATTERIES CAN MAKE YOU RICH! Quick. Easy. Free Facts: Owen, 771PP, Battle Ground, Washington 98604

HOW TO MAKE UP TO \$750.00 NEXT WEEKEND. Send \$5.00. D. J. Companies, 6837 West 83rd. Street Terrace, Bloomington, MN 55438

NEW Luxury Car Without Cost! Write: AMCO 9E, 1601 Main St., Plainfield, IN 46168

BORROW By Mail! \$500-\$25,000 Fast! Easy! Confidential! For Info Application Write: Accurate, 2120 Crestmoor, Nashville, TN 37215

FANTASTIC PROFITS Raising Exotic Birds details \$2.00. Jungleville, Box 143, Rowesville, S.C. 29133

MAIL ORDER TRADE SECRETS REVEALED! Proven Money-making Techniques! Details **FREE.** Horizon, POB 1077, Sarasota, FL 33578-1077

HOW to Make Money on Government Surplus! Report. \$3.75 post paid. H. Foss Enterprises, PM385, 172 Electric Ave., Fitchburg, MA 01420

FINANCIAL Independence Can Be Yours. Details Free. Robin's Acre Books, 16 Robin Road, Westboro, MA 01581

GUARANTEED Income and Fortune Building Program. Works almost anywhere. **FREE** Valuable Report. DisPac, 1716 Weston, Camarillo, CA 93010

\$1500'S WEEKLY Mailorder Details (SASE): Tan, POB 9338(PM), Long Beach, CA 90810

MAIL ORDER SUCCESS SECRETS REVEALED. Expert step by step instruction. Free money making details. Ampol, Dept PM3, 209 North Henry, Brooklyn, New York. 11222

FREE!!! Money-making Details. Wilhelmina Publishers, P.O. Box 502P3B, Mena, AR 71953

GUARANTEED Sparetime Money-maker! \$1.00. Wilhelmina Publishers, Box 502P3A, Mena, AR 71953

BECOME Wealthy. Proven method guarantees results \$4.95 + .50c P&H: D&G Quality Gifts Enterprise, 134 So. Pine St., Bridgeton, N.J. 08302

SITMO, the fabulous moneymaker. Write to: Hope, Box 57bc, Demarest, NJ 07627

WIN Big in Vegas! Successful Craps System Easy To Play. Free Info. J. H. Chrysler, P.O. Box 22412H, Minneapolis, MN 55422

MONEY from discarded tires! Details. Brownie, Box 53, Fishers, Indiana 46038

HOW TO MAKE MONEY THROUGH CLASSIFIED ADVERTISING. Booklet shows you how to start your own business with Classified Advertising. **ONLY \$1.00 FOR BOOKLET** -- (\$2.00 coupon refundable with first order). **S.S. GRONOWICZ, POPULAR MECHANICS, DEPT. PMC1, 224 WEST 57TH ST., NEW YORK, NY 10019**

MAILORDER OPPORTUNITIES

HOW MAIL ORDER MILLIONAIRES ARE MADE Expert reveals secrets send \$3.00 and self addressed stamped envelope. Marc Luskin, 12856 Hawthicket, St. Louis, Mo. 63131

LET Us Help Market Your Product. Thousands of Eager Mailorder Buyers Available. Categorized, Guaranteed Deliverable. Jaharco, Box 5, Winfield, Kansas 67156

RABBITS-CHINCHILLAS-FUR BEARING ANIMALS

RAISE Chinchilla for Profit. Rt. 1, Box 90B, Cave City, Arkansas 72521

AMAZING Profits! \$10,000 Yearly Raising Rabbits for Wool and Breeding. Details--\$2.00. American Angora, Malta 12, Montana 59538.

\$500-\$1000 Month Plan raising rabbits for us. Free details. White's Rabbitry, Box 908PM, Palm Harbor, FL 33563-0908

GUARANTEED Income. \$10.00 (refundable) for literature. Chinchillas, Box 8294, Mesa, Arizona 85204.

RAISE RABBITS SUCCESSFULLY 68 Page Booklet Tells How. \$1.00. American Rabbit Assn., H1, P.O. Box 426, Bloomington, Illinois 61701

EARTHWORMS, LIVE BAIT

FREE Literature. Raise Fishworms, Crickets, Redworms--100-\$8.95, 5000-\$42.50. Book on How and Where to Sell with Order. Carter Fishworms, Plains, GA. 31780.

OF INTEREST TO ALL

SNAKESKIN Products Co. Free brochure. Belts, buckles, wallets, hatbands. Genuine Rattler, Python, Cobra. Box 4318, Dept. PM, So. Daytona, FL. 32021.

CREDIT CLEANED UP. Obtain Visa, MasterCard. Free information. Blackwood Company, P.O. Box 8833F, Riverside, Calif. 92515.

VACUUM Cleaners "Discount Prices" "New" Rainbow \$399.95, Kirby, Filter Queen, Compact. Details: ABC Vacuum Warehouse, 6720 Burnet-PM, Austin, Texas 78757.

FAKE NEWSPAPER Your Headline \$4.00. Free Details. Quality Printing, Box 355, Bradford, Mass 01830

FREE Promotional Albums, Concert Tickets, Stereo, etc. Information: Barry Publications, 477 82nd Street, Brooklyn, NY 11209

COFFEE - Twice The Coffee/Half The Price/Cup. Supply * Limited. Send \$2.00 for Coffee/Literature. "Coffee", 2009 Mango, Fayetteville, NC 28304.

PROTECT YOURSELF AND LOVED ONES WITH SIREN FLASHLIGHT. Lightweight, pocket size. **SATISFACTION GUARANTEED.** (batteries not included). \$7.95: Unicamp Gifts, Dept 14555, Minneapolis, MN 55414

AMAZING TEA RELIEVES HANGOVER HEADACHES Send \$3.00 for easy formula. Dynamic Endeavors, 246 Dufferin, Belmont, Ontario. NOL 1B0

PARADISE Found! Navy Just releases beach property on beautiful undiscovered Caribbean Island Commonwealth "start up" cash and unparalleled assistance for new small business and job opportunity. Escape! We can help. Send \$6.00 for complete information package. Matthews, Monte Santo Sta., Vieques, P.R. 00785

PRIVACY CATALOG—FREE! Low-profile techniques. Asset protection. Secret loans. New identity. Eden, Box 8410-PC, Fountain Valley, CA 92728.

DISNEY artist shows you how to draw. First easy lesson **FREE!** Get yours today! AVIES-PM3, 1014 North Wright, Santa Ana, CA 92701

GOVERNMENT SURPLUS

IS It True You Can Buy Jeeps For \$44 Through the U.S. Government? Get The Facts Today! Call (312) 742-1142 Ext. 7133.

MILLIONS OF SURPLUS BARGAINS! Jeeps included! Many 1% original cost. "Nationwide Government Directory" — \$2.00 (Guaranteed). **DISPOSAL**, Box 19107-AO, WASHINGTON, DC 20036.

"GOVERNMENT SURPLUS" JEEPS \$30.00! 5,000,000 Items! Complete Information Your Area. **1985 OFFICIAL DIRECTORY**. \$2.00 (Guaranteed). Surplus, (A874), 4620 Wisconsin Northwest, WASHINGTON, D.C. 20016

G.I. Surplus, Hunting and Camping Equipment. 56 Page Catalog \$2.00. Red Bank Army Navy, 12-M Monmouth Street, Red Bank, NJ 07701

LOANS BY MAIL

BORROW \$400 - \$40,000 overnight on your signature! Everyone eligible. Repay anytime. Free details! Infohouse-PM, 806 Post, San Francisco, CA 94109.

BORROW \$25,000 "overnight." Any Purpose. Keep indefinitely! Free Report! Success Research, Box 19739-AO, Indianapolis, Indiana 46219.

MONEY Problems? Free Book describes Loans, Cash, Government Grants. Other benefits, available to individuals. Write: Associates, Box 98-A4, Brooklyn, New York 11235

CASH Loans-\$500-\$25,000! All Eligible! Any Purpose! American, Box C-15, Lynbrook, New York 11563

BORROW up to \$25,000 at 8 1/2% interest. Send \$1.00 to: **KWC**, Downs, IL 61736-0126.

LOANS By Mail Guaranteed! Borrow Any Amount! Free Details, Applications Rushed! Creditmasters, Box 507-PP, Floral Park, New York 11002

NEED VISA - MASTERCARD? Bankrupt? Slow Credit? No Credit? Divorced? We Can Help! **CALL NOW** 1-205-774-3394

Need credit cards? Bankrupt? Slow credit? No credit? Let us help. Call now! 1-317-839-8900 Ext. C5

LOANS - Bill Consolidation, For Application Call (612)-757-4675 - Write: U.S. Money Systems, Box 32143B, Fridley, MN. 55432 - "AGENTS WANTED"

LOANS \$30,000! Interest Free! Repay Anytime—All Eligible! Details Free! Millionaire, Dept. A-40, P.O. Box 607, Elk Grove Village, IL 60007

LOANS On Signature To - \$100,000! Most purposes. Write: Elite, Box 206-P, East Rockaway, New York 11518.

FAST Action Loans! No Collateral! No Cosigner! Financial, Box 19266D, Birmingham, AL 35219

BORROW \$100-\$100,000! Instant Reply! No Co-signers! Rush Stamped Envelope! Financial, Box 5487(P), Richardson, TX 75080

DIVORCE

WINNING Information \$1.00 **MEN'S RIGHTS ASSOCIATION**, 17854 (Lyons), Forest Lake, MN 55025

PERSONAL

UNIVERSITY DEGREES BY SPECIAL EVALUATION of **EXISTING** Job Experience, Education, Achievement. Fast, Inexpensive. Call (614-863-1791). Or Write: Box 13151-T3, Columbus, OH 43213

BIBLE Questions answered. Stamped envelope. Bylon, 17167 Bentler, Detroit, Michigan 48219

REMAILING SERVICE

FREE details. Use our address as yours. Dependable Mail, 509 Yosemite, Fresno, CA 93728

MAIL FORWARDING/REMAILING SUPERSERVICE GUARANTEED. FAST, COMPETENT, ULTRA-CONFIDENTIAL. TWO STAMPED REMAILS, \$1.00. INSTAMAIL, 537 JONES STREET, SAN FRANCISCO, CALIFORNIA 94102

TRUSTWORTHY, confidential, reliable forwarding/remailing. Diamond-H, Box 129A, Caddo, Texas 76029

REMAILS \$1.00. Gerald's, Box 167, Bell, CA 90201

FREE Details! Postal Shoppe, 396 East 900 South, Salt Lake City, UT 84111

FREE Remailers List. Agents Needed. PS, Box 29656, San Antonio, Texas 78229

VIRGINIA Full Service. Confidential. Dependable. Mailon, Box 22, Dilwyn, VA. 23936

CONFIDENTIAL Mail Receiving/Forwarding. Mail Drop, Box 18039PM, Orlando, FL 32860

FABULOUS Las Vegas: Remails! Vegas Communique, Box 18414-113, Las Vegas, 89114

WASHINGTON DC Remails \$1.00; Receiving, Forwarding Also. Enterprise, Box 15614, Alexandria, VA 22309

UNLISTED ADDRESS Discreet and confidential. Remail \$1.00 Single. Mail Forwarding Service, 8050 S. Main, Houston, Texas 77025

MISCELLANEOUS

ORNAMENTAL Iron Designs. Book of 1600 beautiful practical designs for railings, columns, etc. Free Literature. Cunningham, Box 20005, Salt Lake City, Utah 84120-0005 — (3881 South 3200 West)

NOW your own personally engraved metal Social Security identification, Medical identification, various other tags, plates. Details free. SASE to: G & L Associates, P.O. Box 13735, Albuquerque, NM 87192

WANTED MISCELLANEOUS

GOLD, Silver, Platinum, Mercury, Tantalum. Samples evaluated free. Ore assaying service. Call Wholesale Terminal toll free: 1-800-932-1010.

INSTANT CASH for pre-1972 car magazines (clean, uncult). Send list, phone number, or call 817-572-3732 evenings. No collect calls. P.O. 170243, Arlington, TX. 76016

BUYING Tungsten Carbide, Tungsten, Molybdenum, Silver Solder, Silver Contacts, Gold, Platinum. 800-321-6914 Ohio 216-531-8333 collect.

SCRAP SILVER CONTACTS, FORKLIFT CONTACTS, Silver Solder, Sterling, Gold Plated. Robert Leszczak, 652 Myrtle St., Elizabeth, NJ 07202

HEARING AIDS

HUGE SAVINGS Eliminate Dealer Markups. Free Trial. Batteries Wholesale. Terms Arranged. Call Toll Free 1-800-323-1212. Or Write: Lloyds-PMC, Rockford, IL 61110

SAVE Half Buying Aids by Mail. All Major Brands Available. REA Company, Box 364, Bridgeport, Ohio 43912

FREE HEARING AID CATALOG - Save 1/2 by mail! Write: "MoneySavers", 9530-PM-3, Langdon, Sepulveda, California 91343.

NAME Brands For Less. Batteries, Accessories. Guaranteed Repairs. Hearing Aids, Box 23071, Richfield, MN 55423

SAVE \$200+. Modern name-brand aids improve understanding. No Salesmen. Free Trial. Free Catalog. J&M, Dept. 132-A, 329 Third, DeKalb, IL 60115.

TOBACCO

CIGARETTES - Roll Your Own Custom Tobaccos, Papers, Filters, Rolling Machines, Accessories. Free Catalog And Sample. Green River Tobacco, P.M., Box 1313, Owensboro, Kentucky 42302

SCIENCE & CHEMISTRY

1985 CATALOG, 200 pages. Thousands of chemicals, glassware, science/hobby equipment. \$2.00. Merrell Scientific, 1665 Buffalo Road, Rochester, New York 14624

LABORATORY Chemicals, Glassware—Apparatus, Catalogue \$1.00. Deluxe Scientific, 934 S. 13 Street, Manitowoc, Wisconsin 54220

FORMULAS, PLANS, ETC.

ANY Chemical Formula \$8.00. M. Schirn, Box 40836, Tucson, AZ 85717.

MONEYMAKING CHEMICAL FORMULAS - THOUSANDS! CATALOG \$5.00 (REFUNDABLE): GWA3, Box 193, Brookfield, Wisconsin 53005-0193

ANY FORMULA \$10.00. Catalog \$1.00 J. Belfort, Box 568, Chicago, 60690

SPECIAL SERVICES

INFORMATION On anything. Ferguson Research Specialists, 60-15 Woodside, Woodside, New York 11377.

UNLIMITED Capital Available for any purpose. send \$10.00 to: Financial Broker and Consultant Co., 369 East 900 South, Salt Lake City, Utah 84111.

WHATEVER YOU NEED! WE'LL FIND Information, Products, Services. **ANYTHING!** Details: Box 94, Beaumont, TX 77704

FORGETFUL? Birthdays, Anniversaries, Reminder Service. SASE: Special Day, 1100 Virginia City Ave., Las Vegas, Nevada 89106

HEALTH, VITAMINS

FREE! "Self-help", Tape, Booklet list! Send . . . Self-addressed stamped envelope: The Wellness Newsletter, Department PM, 224 Hama Drive, Holiday, Florida 33590

RESPIRATORY ILLNESSES, SINUS, BRONCHIAL etc. A unique health appliance helping thousands is available for trial. Literature \$2.00. Write: **RESPIRIZER CO.**, 1685 Baltimore Pikes, Gettysburg, PA 17325

BACK PAIN? Send For Free Back Aids Catalog. The Back Catalog, IA Lenway Road, Byfield, MA 01922

REPAIRS & SERVICES

TRUCK MANUAL — Over 2,800 models of trucks and vans from 1974-1983. Detailed diagrams plus step-by-step instructions help you repair and maintain your truck. This manual includes all popular makes of trucks and utility vans plus the new mini trucks. Send for Book. (#B-1503-\$27.50). P.O. Box 1014, Radio City Station, New York, NY 10101

GARDENING & LAWN CARE

COMPOSTING FAST EASY new quick ideas No Lifting. Very Reasonable. Guaranteed. Write: **COMPOSTING FAST EASY**, 709 West Stonecrest, St. Joseph, Mo. 64506

SAVE HUNDREDS yearly; landscaping, lawn care. Proven techniques increase beauty, property values. Complete System \$10.00. Moneyback Guarantee. York Marketing, 479 Cherokee Ridge, Athens, Georgia 30606

LEARN Gardening and Landscaping at home. Free booklet. Lifetime Career Schools, Dept. A-152, 2251 Barry Avenue, Los Angeles, California 90064.

TILLS! Hoes! Saves Work! Keeps garden clean, productive. Low priced tiller/power hoe. 30-day trial offer. Free information. Write: Auto Hoe, P.O. Box 3035H, DePere, WI 54115

GREENHOUSES—Redwood/fiberglass, solar-efficient kits, beautiful, functional, economical. Brochure free, Gothic Arch, P.O. Box 1564-P, Mobile, AL 36633.

COMPLETE GARDEN, Just Add Water. Simple! \$4.98. Gardens, Box 7060, Forest Park, IL 60130

FLOWERS, PLANTS & NURSERY SUPPLIES

GINSENG! GOLDENSEAL! Profitable plants. Have choice seeds, roots. Free information. K. Collins, Viola, Iowa 52350

RECIPES, COOKING, ETC.

STROGANOFF, Delicious! Send \$1.00. 4821 S. Madison Ave., Tulsa, OK 74105

AWARD WINNING CLAM CHOWDER/CIOPPINO, \$2.00. Freelance International, Box 3954, San Luis Obispo, Calif. 93403

BUTTERCREAMS \$2.00 SASE. YOPO Enterprises, 140 Sterling Blvd., Sterling, VA 22170

BEER Bread, Gourmand Recipes, \$2.00: Grady Baggett, Box 1720, Smyrna, Georgia 30081

LEO and JEANNE'S FRUIT STAND, Our 14 favorite recipes, send \$3.00 to: BX 158, Canby, Oregon 97013

CHOCOLATEY liqueur, recipe, \$2.00, SASE. P.O. Box 984, Astoria, OR 97103.

100 COMPLETE RECIPES. Desserts, Meals, Beverages. Send \$5.00 for all 100 to: Joe's Recipes, 27931 Man-O-War Trail, Evergreen, Colorado 80439

SPICY, delicious, stimulating Northern Indian recipes. \$5.90 postpaid. No checks. M.I. Importers Exporters, Maxwell Road, P.O. Box 1534, Singapore 9030, Singapore.

WINEMAKING, BEERMaking, ETC.

WINEMAKING-BEERMaking-GASOHOL. Free Supply Catalog. Yeast Equipment. Continental, Box 188PM, Casselberry, FL 32707

WINE/BEER MAKING Catalog: B&J Enterprises, 1845 South 19th, Springfield, Illinois 62703

WINEMAKERS-BEERMakers—Free Catalog—Fast Service—Large Selection: Kraus, Box 7850-L, Independence, Missouri 64053.

WINEMAKERS-Beermakers: Free illustrated catalog of supplies. Semplex, Box 12276R, Minneapolis, Minnesota 55412-0276

BEERMakers ONLY! Free Catalog/Newsletter. Williams's, Box 461M, Oakland, California 94604.

MAKE QUALITY BEER, Wine. Free catalog. Village Store, Box C-51PM, Westport, MA 02790.

WINEMAKERS-BEERMakers Fresh Stocks, Fast Service, Free Catalog. O'Briens, Box 284D, Wayne, IL 60184

BEER LOVERS—Brew your own. Delicious! Inexpensive! Free catalog. Beer Gear, Box 25093M, Lansing, Michigan 48909

BUY DIRECT & SAVE! Call 1-800-334-0767. Discount Supplies, P.O. Box 248, Vilas, NC 28692

BEERMaking-WINEMaking We're #1. Free Catalog. Vineyard & Brew, P.O. Box 401-B, Sault Ste. Marie, MI 49783

WINEMaking HOMEBREWING HERBS SPICES FREE catalogue. 1535 Windsor Street, Cornwall, Ontario K6H 3N6 **BEERMakers LARGE SELECTION. LOWEST PRICES. FAST SERVICE, HOMEBREW, BOX 158M, HASLETT, MI 48840**

WINEMaking/BEERMaking, Equipment, Supplies, Free Catalog, Large Selection, Fast Service: ASC, P.O. Box 335, Berwyn, Illinois 60402

FREE BEERMaking BOOK Plus Catalog. Finest Equipment, Ingredients. Fully Guaranteed, SPI, Box 784-M, Chapel Hill, NC 27514

BURGLAR ALARMS & HOME PROTECTION

NEVER fumble in the dark to unlock your front door again! This timer will turn your outside light on when your doorbell is pushed. \$36.00: SJE, Box 894, Monticello, Utah 84535

SAVE HUNDREDS! Fool Burglars! 3 Authentic Looking Burglar Alarm Stickers. For Car, For Home. \$2.00. CAP Industries, 41 Prosper, Malden, MA 02148

PM'S TIME MACHINE

75 YEARS AGO: March 1910




Underwater escape announced.

Escape from subs

Submarine warfare at the beginning of World War I spurred a demand for rapid, safe escape from submerged disabled electric boats. A helmet connected to a waterproof jacket was devised to enable crewmen to avoid poisonous gases and provide enough oxygen for the ascent to the surface. The jacket contained an air purifier and an oxygen generator. This method was adequate until the age of deep-diving atomic subs. Now, in addition to the single-unit life jacket, deep-depth rescue vehicles are necessary.

Japan donates trees

The first lady, Mrs. William Howard Taft, thought Japanese cherry trees were extremely attractive. In response to Mrs. Taft's admiration, Japanese officials sent 2,000 cherry trees for planting along a 3-mile stretch of the Potomac. One group of botanists protested that the trees could not survive Washington's worst summers. But they took root and today remain the capital's major tourist attraction. Last year, a team of Japanese botanists visited Washington for a conference on cherry trees.



Lawn seeder

This new type of lawn seeder operated similarly to wheat and oat sowers. And it was good enough to last. Current lawn-treatment machines use the same basic seeding device.


50 YEARS AGO: March 1935



How we looked ahead.

Prophetic visions

An optimistic look at visionaries such as Thomas Edison, Col. John Jacob Astor, Hudson Maxim and others indicated that what seemed farfetched 25 years ago would be commonplace. For example, in 1910, Edison predicted mail would travel by air at speeds up to 100 mph. And Irving Twombly predicted the automobile would "tend toward increased strength of materials, reduction in the weight and size of all moving parts." The artist's cover stylistically captured helicopters on roofs above metropolises.



Streamlined locomotive

New York Central boasted of having the only streamlined steam locomotive. Growing use of diesel and electric powered locomotives, however, would displace the 90-mph streamliner.

Crash fences

Highway engineers in Massachusetts found that the best way to test protective fences designed for curves and other hazardous road sections was to crash cars into them. Guard fence sections were erected at the bottom of a steep grade, and the cars were steered into the sections head on. Engineers are still crashing cars into walls and fences—but they're testing the cars rather than the obstruction. Guard rail and guard wall materials are tested in labs using equipment to duplicate crash conditions.

25 YEARS AGO: March 1960



Three-hulled ships launched.

It's a what?

It's a Kolumaran. And it was featured on our cover. It was designed and built by a San Diego aircraft engineer. It featured a three-hulled outrigger design and combined the speed, stability and shallow draft of multihulled crafts with the room and utility of a cruising boat. It had an 8 x 16-foot cabin with 6 feet of headroom. The multihull design stabilized the craft in 100-mph winds. Such vessels, called trimarans today, are built of aviation materials and have computer-operated sails for precision turning in wind.

Machine zips letters

Before the institution of ZIP codes, the Postal Service installed the world's largest letter-sorting machine at its Detroit post office. The machine handled 36,000 letters an hour. A letter placed on a scanning board was read by an operator who in turn pressed one of 12 destination keys. The letter was dropped into a conveyor system then into a routing bin. It's not hard to tell where the idea for ZIP codes originated. Today's machines sort mail 40 percent faster, and an extra four digits have been added to the ZIP code.



Missile-firing copter

The Army's newest tank killer was airborne. Double-sided missile racks attached to a helicopter were capable of disabling any armored vehicle. Killer choppers today are firing more sophisticated weapons. **PM**



Dodge makes history with America's only 5 year/50,000 mile warranty for trucks.

Dodge issues the ultimate challenge.

Once again, we're challenging Ford and Chevy. This time by backing every truck we build with the same tough warranty you'll find on every car we build.

Making your new 1985 Dodge Ramcharger the best backed sport utility in America.

Protected for five years or 50,000 miles, whichever comes first. Covering engine, powertrain and outer body rust-through. At no extra cost.*

But you've got a lot more going for you than merely the best warranty.

You've got the best choice. The only full-sized sport utility available in both two- and four-wheel drive.

When properly equipped, our 4x2 has an optional towing capacity of 6,500 lbs.

And our 4x4 features a brand new four-wheel-drive system. Dodge Ram Trac. Enabling you to shift from two to four wheeling without leaving your seat. Without stopping. With only the shift of a lever.

So make the best of it. At your option:

Color it up. Solid black or any of 24 other shades of fun. Including 14 two-tones. Plush it up. With high back bucket seats. Sport steering wheel. And an electronic AM/FM stereo... with

cassette. Beef it up. With a 360 4-barrel†

All truck companies talk tough.

But here's the difference.

At Dodge, we're not afraid to put our money where our mouth is.


*Limited warranty. Excludes imports, fleets & leases. Deductible applies. Ask for details.
†360 cubic inch engine not available in CA.

BUCKLE UP FOR SAFETY.

AMERICA'S BEST BACKED TRUCKS



DIVISION OF CHRYSLER CORPORATION



Come up to Kool.

Kool gives you extra coolness
for the most refreshing sensation in smoking.

A sensation beyond the ordinary.



Warning: The Surgeon General Has Determined
That Cigarette Smoking Is Dangerous to Your Health.

© 1984 B&W T Co.

Milds Kings, 11 mg. "tar", 0.8 mg. nicotine; Filter Kings, 17 mg. "tar",
1.1 mg. nicotine av. per cigarette, FTC Report Mar. '84.