

# Popular Mechanics

**12 quick fixups  
to cheer up**

**your home  
for the  
holidays**

**How to strip  
old furniture  
down to new**

**VW RABBIT: Exclusive  
1½-million-mile Owners Report**

**You can snap great photos  
with a low-cost camera**



**THOSE  
EXCITING NEW  
VANS: Convert 'em  
yourself for low-  
cost luxury**

**F-16: The fighter  
everybody wants**

**FUEL INJECTION:  
How it works and how  
to keep it in top shape**

**MAKE a tabletop hockey  
game with float-on-  
air puck...**

**PLUS 6 delightful toys  
to give for Christmas**

# In between too




You don't have to go to extremes to own a station wagon. The AMC Hornet Sportabout is the only 4-door compact wagon built in America.

### **All the Room Most Families Need**

A family of five can ride comfortably in our compact without feeling compacted. But besides being comfortable, the Sportabout is also practical.

There is all the cargo space necessary to fill most families' needs.

# big & too small.



With an in-between-size wagon, you don't need as much room to park between cars. Or to maneuver between them in traffic.

And with the Sportabout's standard economical six-cylinder engine and long driving range, gas station stops are few and far between.

## AMC BUYER PROTECTION PLAN.<sup>®</sup>

To us at American Motors, and to our dealers, the exclusive AMC BUYER PROTECTION PLAN means a commitment to our customers.

AMC's exclusive BUYER PROTECTION PLAN means that AMC will fix or replace free any part—except tires—for 12 months or 12,000 miles whether the part is defective, or just plain wears out under normal use and service.

The following parts and services are covered against factory defects or failure due to wear for 12 months or 12,000 miles.\*

### Parts fixed or replaced free.

	AMC	GM	FORD	CHRYSLER
Engine/Drive train	Yes	Yes	Yes	Yes
Spark plugs	Yes	No	No	No
Shock absorbers	Yes	No	No	Yes
Brake linings	Yes	No	No	Yes
Clutch linings	Yes	No	No	Yes
Wiper blades	Yes	No	No	No
All light bulbs	Yes	No	No	No
Hoses & Belts	Yes	Yes	No	No

### Services provided free.

	AMC	GM	FORD	CHRYSLER
Wheel alignment	Yes	No	No	No
Wheel balancing	Yes	No	No	No
Align headlights	Yes	No	No	No
Adjust carburetor	Yes	No	No	No
Adjust distributor	Yes	No	No	No
Adjust brakes	Yes	No	No	No
Adjust clutch	Yes	No	No	No
Adjust transmission bands	Yes	No	No	No
Adjust & tighten belts	Yes	No	No	No
Tighten nuts & bolts	Yes	No	No	No
Free loaner car	Yes	No	No	Yes
Trip Interruption Protection	Yes	No	No	No

\*BUYER PROTECTION PLAN is reg. U.S. Pat. and Trm Off.

\*Chrysler coverage is 12 months, unlimited mileage.

General Motors has 5 year/60,000 mile coverage on certain 140 cu. in. engines.

# AMC Hornet Sportabout

## AUTOMOBILES AND BIKES

- 14 Imports and Motorsports
- 30B Setting up an auto repair cooperative
- 50 Detroit Listening Post
- 54 The PM Garage
- 70 Vans have got a lot more going!
- 74 Ten tips to keep you on the road this winter
- 86 PM Owners Report: Volkswagen Rabbit
- 92 Driving Alfa Romeo's new Alfetta
- 97 How your fuel-injection system works
- 100 Saturday Mechanic: How to keep your fuel-injection system working right

## SHOP AND CRAFTS

- 8, 34 Hints from readers
- 62 Wine server
- 94 Build this tabletop hockey game
- 112 Sawhorse miterbox lets your chain saw do the cutting
- 113 How your Shopsmith can power other tools
- 114 Refinishing furniture is easier now
- 118 Six fun-to-make toys for Christmas
- 150 'Third hands' for ripping
- 165 Nifty wine rack holds 12 bottles
- 168 Wen's new two-speed saw reciprocates
- 170 Seagull mobile

## SCIENCE AND ENGINEERING

- 67 Trapped in a sunken oil rig
- 93 Amazing new power from ocean depths

## HOME AND YARD

- 82 Gear up for snow
- 104 Your tools—one of the best investments you'll ever make
- 108 Twelve fixups to ready your home for holiday hospitality
- 148 Holiday 'fireplace'
- 152 Your house number belongs in lights
- 172 Traveling lights for your home

## BOATING, OUTDOORS

- 70 Vans have got a lot more going!
- 80 Zero-in for hunting
- 90 First look at the '76 boats
- 102 Slim those old skis for cross-country

## AVIATION

- 72 F-16: The fighter everybody wants
- 103 Transatlantic balloon jinx strikes again!

## PHOTOGRAPHY

- 16 Photo hints
- 76 Simple cameras can take good pictures—if you let them
- 126 Camera straps are getting interesting

## ELECTRONICS, RADIO, TV

- 36 A really good hi-fi for under \$250

## EVERY MONTH

- 12 Letters
- 22 The Bicycle Shop
- 26 Appliance Clinic
- 32 All Outdoors
- 38 Science Worldwide
- 40 Car Clinic
- 61 Homeowners' Clinic
- 79, 85, 89, 96 It's New Now

## ON THE COVER

One of several camping conversions of the new Econoline van created by the Ford Design Center. Others are on page 71.

AS A SERVICE TO READERS, *Popular Mechanics* publishes newsworthy products, techniques and scientific and technological developments. Due to possible variance in the quality and condition of materials and workmanship, *Popular Mechanics* cannot assume responsibility for proper application of techniques or proper and safe functioning of manufactured products or reader-built projects resulting from plans published in this magazine.

# Popular Mechanics®

NOVEMBER 1975 • Vol. 144 No. 5

INTERNATIONAL EDITIONS: Australia, Caribbean, Mexico, Southern Hemisphere

## SPECIAL FEATURES:

**Refinishing furniture is easier than ever**—a two-part special. Part one covers stripping of old finishes, preparing surfaces, staining. Page 114.

**10 tips to keep you on the road this winter.** Study and practice them now and you'll know just what to do when the need for them arises. Page 74.

**Get ready for holiday hospitality** with quick home fixups for chairs, doors, faucets, toilets, bathtubs, scratches, walls, ceilings, floors. Page 108.

**Make a tabletop hockey game** you play with a lightning-fast, float-on-air puck. Page 94. Plus six delightful toys to give for Christmas. Page 118.

**F-16: the fighter everybody wants.** A new concept of high-performance, low-cost supersonic jets that combine air superiority with economy. Page 72.

**Does the Rabbit share all of the virtues** that made Volkswagen so popular during the Beetle's heyday? See PM's exclusive Owners Report. Page 86.



Refinishing furniture 114



New snowmovers 82



Fuel injector 97



Christmas toys 118

**SUBSCRIPTION SERVICE:** Mail all subscription orders, changes of address with your latest label, to Popular Mechanics, P.O. Box 646, New York, N.Y. 10019. All other correspondence relating to your subscription: James Gable, Customer Service Department, Popular Mechanics, P.O. Box 1567, New York, N.Y. 10019.

**POPULAR MECHANICS IS PUBLISHED MONTHLY** by the Hearst Corporation, 224 West 57th Street, New York, N.Y. 10019, U.S.A. Single copy for the United States and Canada, 75 cents. Subscription prices: United States and Possessions, \$7.00 for one year; \$13.00 for two years; \$18.00 for three years. Canada, add \$3.00 for each year. All other countries, add \$5.00 for each year. Second-class postage paid at New York, N.Y., and at additional mailing offices. Authorized as second-class mail by the Post Office Department, Ottawa, and for payment of postage in cash. Registered as second-class matter at the Post Office at Mexico D.F., Mexico, June 20, 1950. © 1975 by The Hearst Corporation. All rights reserved. Printed in U.S.A.

**POSTMASTER:** Please send Forms 3579 to Popular Mechanics, P.O. Box 646, New York, N.Y. 10019.



Try Black Velvet  
on a friend.

This One



39NB-RT3-COUB

There's never been a Canadian as light and smooth.  
Black Velvet® Canadian Whisky. It just could be  
the taste you've both been waiting for.

BLACK VELVET® BLENDED CANADIAN WHISKY 80 PROOF IMPORTED BY © 1975 HEUBLEIN, INC. HARTFORD, CONN.





# Photography the Yashica way.

A true system camera at a far lower price. With IC Computer Brain for accurate exposure control in any light. Simplified exposure symbols. A precision shutter with speeds from 1 second to 1/1000 sec. Full interchangeable lenses and accessories.

That's the Yashica TL Electro.

It's simple to use because we haven't forgotten what photography is all about. People. Places. Things. A family growing up. A time in your life you always want to remember.

Photography the Yashica way. We think it's photography the right way.

When you try it, we think you'll agree.



**YASHICA**

50-17 Queens Blvd., Woodside, N.Y. 11377, (212) 446-5566

 **TL-ELECTRO**

See the full line of Yashica cameras at your local Yashica dealer.

**Popular  
Mechanics**®

**JOHN A. LINKLETTER**

Editor

**SHELDON M. GALLAGER**

Executive Editor

**DANIEL C. FALES**

Managing Editor

**WAYNE C. LECKEY**

Home and Shop Editor

**ALVIN KIETZ**

Art Director

**BILL HARTFORD**

Automotive

**JOHN F. PEARSON**

Science and Engineering

**WM. T. McKEOWN**

Boating, Outdoors and Travel

**IVAN BERGER**

Electronics and Photography

**HARRY WICKS**

Home Workshop

**STEPHEN WALTON**

Assistant, Home and Shop

**MICHAEL LAMM**

West Coast

**ROBERT LUND**

Detroit Automotive

**GARRY WINTER**

Copy Chief

**RICHARD H. FUNK**

Production

**ALFREDO VEGA**

Assistant, Production

**IRA HERRICK**

Associate Art Director

**DAVID KOMITAU**

Assistant Art Director

**DON L. MANNES**

Assistant Art Director

**ED MENTKEN**

Assistant Art Director

**CLIFFORD B. HICKS**

Special Publications

**LUDWIG ARONS**

Special Projects

**SOPHIE GRONOWICZ**

Director, Bureau of Information

**EVERETT JOHNSON**

Cabinetmaker

**DANIEL J. COLEMAN**

Director of Advertising

**ADVERTISING OFFICES:** New York: 224 W. 57th St., (212) 262-4282; Chicago: 520 N. Michigan Ave., (312) 527-2400; Detroit: General Motors Bldg., (313) Trinity 5-8711; Cleveland: 20310 Chagrin Blvd., Shaker Heights, Ohio, (216) 283-7788; Los Angeles: 601 N. Vermont Ave., (213) 666-6263.

**JOHN A. REGINA**

Advertising Production Manager

Published by The Hearst Corporation

**JOHN R. MILLER**

President

**RANDOLPH A. HEARST**

Chairman

**RICHARD E. DEEMS**

President, Magazines Division

**JOSEPH F. KERN**

Publisher

**POPULAR MECHANICS IS PUBLISHED MONTHLY**

by the Hearst Corporation, 224 West 57th Street, New York, N.Y. 10019, U.S.A.; John R. Miller, President; Randolph A. Hearst, Chairman; Harrison A. Mitnick, Treasurer; Harvey L. Lipton, Vice President and Secretary. Hearst Magazines Division: Richard E. Deems, President; Gilbert C. Maurer, Executive Vice President, Operations; Raymond J. Peterson, Executive Vice President, Advertising; William S. Campbell, Vice President and General Manager; John F. D'Avolio, Vice President and Resident Controller; Albert A. Rachol, Vice President and Director of Circulation; Joseph F. Kern, Vice President for Popular Mechanics.

**ADDRESS ALL EDITORIAL COMMUNICATIONS** to 224 West 57th St., New York, N.Y. 10019. For additional sources of information on the articles and products in this issue, write to the Bureau of Information, Popular Mechanics, for free "Where-to-Find-It" List.


**I don't smoke to be like  
everybody else.**

**I smoke for taste. I smoke Winston.  
Winston gives me real taste and real pleasure.  
In my book, that's the only reason to smoke.  
For me, Winston is for real.**

Warning: The Surgeon General Has Determined  
That Cigarette Smoking Is Dangerous to Your Health.

20 mg. "tar", 1.4 mg. nicotine av. per  
cigarette, FTC Report MAR. '75.

# For small change, look one wall of Masonite®



**One wall of Masonite brand paneling is easy to put up.**

And less expensive than four, of course. Yet one new wall can turn an ordinary room into your favorite room. And the rich, warm beauty of Masonite hardboard paneling is all it takes.

### **What is Masonite brand paneling?**

It's wood made better. So what you get is a hardboard paneling made from real wood fiber, without the imperfections of wood. Masonite hardboard paneling resists splitting or cracking. It's a quarter-inch thick with a hard, stain-resistant finish. So it resists knocks and dents and can be cleaned easily and often with





# at the big change paneling makes.

a damp sponge. It also helps insulate your room against noise, heat and cold.

## You probably have room for change.

Maybe that room is the dining room. Or the bedroom, or maybe it's the room you call the "extra room" that's really the wasted room in your house. Change all that with one wall of Masonite hardboard paneling. For example, give it the look of inlaid oak as we've done here with one wall of Briarcliff.

## Make your choice.

Going through our selection of panels is like going through a wallpaper book. If you don't see what you want, just keep looking.



There are over 60 different Masonite brand panel designs. Some have smooth, glossy finishes. Some have textures. Some give you a subtle, warm background for a room. Others make a dramatic accent. There are traditional wood colors. And contemporary yellows, blues, greens and reds.


So you shouldn't have a problem finding exactly what you want.

Paneling one wall is hardly any problem at all. You'll need a few basic tools and a little building spirit. We'll give you a do-it-yourself guide to make it easy.



Get the family involved and make it fun. Just pick the room in your house that needs a change. Then visit your Masonite dealer and make your selection from over 60 intriguing Masonite brand panel designs.

Find your Masonite dealer in the Yellow Pages under paneling. Then find out what a difference one wall of Masonite hardboard paneling can make.



When you ask for  
Masonite paneling,  
make sure you get  
the Masonite brand.



Man made finish on real Masonite brand hardboard.

Материал, защищенный авторским правом

# HINTS

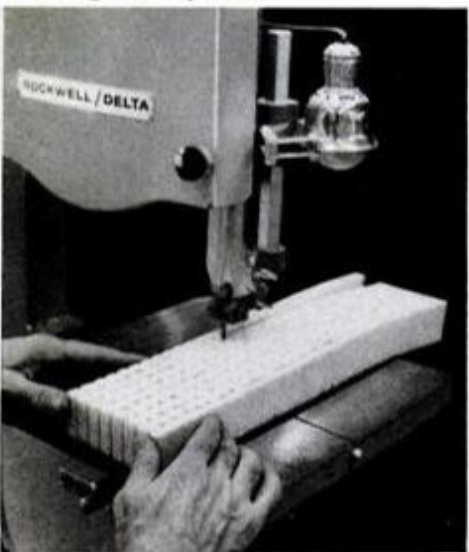
FROM READERS

## Screwdriver twirling



Twirling a screwdriver shank between thumb and forefinger is a quick way to move a free-running screw. It's more positive with the 2 in. of shank nearest the handle covered with fine-grit abrasive cloth rough side out, attached with contact cement.—*Walter E. Burton, Akron, Ohio*

## Cutting foam plastic



Thick slabs of non-rigid plastic foam for upholstery padding are extremely difficult to cut with any degree of accuracy with scissors or knife. You'll find that cutting them with your handsaw is surprisingly easy and produces very neat results.—*Rosario Capotoso, Greenlawn, N.Y.*

RICHARD PETTY says:

# “Want to really learn how to repair cars? Check out NRI home training”



You get all this equipment and more with the NRI Master Automotive Technician's Course . . . including NRI's exclusive Achievement Kit, and 70 profusely illustrated "bite-size" lesson texts.

“NRI provides the most up-to-date complete courses

in Auto Mechanics I've ever seen. I know the importance of a good mechanic, and the opportunities out there for trained men. That's why I'm glad to see home training like the two NRI courses. It's a lot of training for a very few bucks.

**Save Gas... Save on Repair Bills.** NRI's Tune-Up Course will teach any homeowner all he needs to know, quickly, with hands-on experience. The course includes 8 important service items, including a Dwell Tachometer, Volt Amp Tester, and Tune-Up Tool Kit.

**Become a Professional Mechanic.** NRI's Master Automotive Technician Course gives you the essential training and diagnostic equipment to be a real pro. You get 10 pieces of auto service equipment, including a Dwell Tachometer, AC Power Timing Light, Volt-Amp Tester, Ignition-Analyzer Scope and a complete set of tools.

**Train with the Leaders—NRI & McGraw-Hill.** No other school has NRI's experience in home training, or McGraw-Hill's background in continuing education. Mail the coupon and check what they have to offer.”  
NRI AUTOMOTIVE DIVISION, 3939 Wisconsin Ave., Washington, D.C. 20016

**RUSH FOR FREE CATALOG  
NO SALESMAN WILL CALL.**



**NRI SCHOOLS**  
McGraw-Hill Continuing Education Center  
3939 Wisconsin Avenue,  
Washington, D.C. 20016

946-115

Check below for your free Automotive Catalog. Or select one of the other courses instead.

**AUTOMOTIVE MECHANICS COURSES**

**TV/Audio, Communications, and Computer Electronics Courses**

**Air Conditioning, Refrigeration, and Heating Courses**

Name

Age

(Please Print)

Address

City

State

Zip

**APPROVED FOR CAREER STUDY UNDER GI BILL.**  
Check for details.

**ACCREDITED MEMBER NATIONAL HOME STUDY COUNCIL**



# Why don't other TV/Audio home study schools put prices in their ads?

## Maybe they can't match this value!

NRI will give you complete TV/Audio service training with a solid state 25" diagonal color TV training kit, and all the electronic instruments and training services you need for as much as \$600 under the next leading home study school. Only NRI gives you a choice of five ways to learn, starting as low as \$370 . . . with convenient, inexpensive time payment plans.

NRI pays no salesmen. We buy no outside "hobby kits" for our experiments and training kits. We pass the savings on to you, giving you the top educational value available anywhere.

## Take your choice in TV/Audio Training

Only NRI gives you a choice of *five* courses in TV/Audio servicing. Each comprehensive course features bite-size lessons, special reference texts, special engineered "power-on" training kits, and service instructions for black and white TV, color TV, FM multiplex receivers, PA systems, antennas, radios, tube, digital circuitry, transistor, and solid state circuits.

## Good with 7 kits...\$370 or low monthly terms

An up-to-date, comprehensive servicing course in which you build and experiment on your own solid state radio, volt-ohmmeter, and experimental electronics lab. Course covers FM multiplex receivers; tube, transistor, digital and solid state circuitry; black & white and color TV servicing.



## Better with 11 kits and b/w TV...\$465 or low monthly terms

A complete course in black and white and color TV servicing. You build and experiment with your own solid state radio, volt-ohmmeter, electronics lab, and 12" diagonal solid state black & white portable TV.



## Better yet with 11 kits and 19" diagonal Color TV...\$795 or low monthly terms

Excellent color TV training with kits and experiments to build a solid state 19" diagonal color TV, complete with handsome cabinet, along with extra parts for performing experiments. Also includes electronics lab, and volt-ohmmeter. This \$795 course is the lowest priced "hands-on" color TV course available anywhere.



## Best with 14 kits and 25" diagonal Color TV...\$1,095 or low monthly terms

Master training includes kits and experiments to build NRI's unique "power-on" training 25" diagonal color TV (complete with cabinet); 5" triggered sweep oscilloscope; TV pattern generator; 3½ digit digital multimeter; solid state radio and electronics lab.



## Plus Advanced Pro Color...\$645

or low monthly terms

Color TV servicing for experienced technicians. 18 color lessons, 5 manuals, and an NRI 18" diagonal color TV included for "power-on" training.

**AVAILABLE FOR CAREER STUDY UNDER GI BILL.**

Check line on card for details.



NRI SCHOOLS  
McGraw-Hill Continuing Education Center  
3939 Wisconsin Avenue,  
Washington, D.C. 20016

# LETTERS

## TO THE EDITOR

### It's no tall story

In your article about *The Guinness Book of World Records* (page 58, Sept. '75) you say the tallest structure in the world is the 2119-foot Warszawa radio mast in Poland. But I've read that the new CN Tower in Toronto is the tallest—and its height is given as 1815 feet. How can this be? Who's right?

RON WEAVER  
DALLAS, TEX.

*Everybody's right—it's a question of terminology. The CN Tower is the world's tallest self-supported, free-standing structure. The Warszawa mast still exceeds it by 304 feet but requires external cables for partial support. Also, at the time the article was written, the CN Tower was not yet completed, so that's why it was not mentioned.*

### Computerized nurse?

Wow! What will they think of next? I want to ask the super-brainy engineers who devised *The Computer You Put in Your Mouth* (page 25, Sept. '75) how they'll program the "nurse" (she looks so human) to react when I attempt to pinch her?

JAMES J. HUSA  
SPARTA, MICH.

*Don't worry about it. Once your letter is printed, you'll be assigned the only male nurse in the hospital.*

### No air force in the Bahamas

In *Go-Anywhere Fliers of the Ferry Service* (page 68, Sept. '75) James Liston quotes a ferry pilot to the effect that his aircraft and two others were forced down in the Bahamas by a P-51 for overflying the islands. An accompanying caption refers to "Bahamian military P-51s."

I thought that tall-tale pilots went out with jet propulsion.

The facts are that the Bahamian government neither owns nor operates Mustangs or military aircraft of any type. You should hold another debriefing session with the pilot and request facts instead of fiction.

WILLIAM H. KALIS  
BAHAMAS NEWS BUREAU  
NASSAU, BAHAMAS

*The incident is fact, but it actually occurred at Santiago, in the Domini-*

*can Republic, where the pilots were forced down by P-51s and detained for about 45 minutes. The confrontation resulted because the Bahamian government failed to forward the flight plan which the pilots had filed before leaving the Bahamas. "The error in the manuscript occurred," Liston says, "when I was transcribing tapes. This is how an oversight becomes an overflight."*

### Hide and tell

In reference to your article, *10 Good Places to Hide Your Valuables*, (page 74, Sept. '75): People who hide valuables in such places should tell their close relatives or friends in case of death.

When my mother died, we had to practically tear the house apart to find the things she had hidden. Fortunately, my aunt remembered my mother had put a diamond ring in a light fixture, or the house would have been sold with the ring still there.

WANDA LONGNECKER  
ALAMO, CALIF.

I was very interested in the article, but I just wanted to tell you to forget the one about the false bottom for a drawer. San Antonio burglars are taking drawers and all. It happened to a friend of mine. She had to have a cabinetmaker build new ones.

MRS. O. SCHULTE  
SAN ANTONIO, TEX.

### 'Young punks' and U.S. cars

Replying to G.L. Bradbury (*Letters*, page 5, Sept. '75) as to why "inexperienced young punks" don't buy American cars and keep American workers working: At age 64, I see no virtue in keeping arrogant, brutal, stupid bandits at work. For decades they have used the strike to price themselves out of work, and they are getting exactly what they've struck for, at the cost of the rest of us.

American-made cars were good, but now they stink, at outrageous prices. Don't blame the customers—they've had it.

THOMAS SPENCER  
PLANTATION, FLA.

Mr. Bradbury is an exceptionally fortunate person. He must have received all the good automobiles and I, all the lemons.

It is difficult to believe any one car to be so satisfying as complaint-free, let alone seven.

In my 48 years and 13 automobiles, I have been greatly disappointed with the inferior quality and poorly assembled cars that I have owned.

JOE LORUSSO  
CHICAGO, ILL.

I am one of the "inexperienced young punks" who owns a BMW and I am bragging because I own and drive an excellent automobile. I drive a foreign car because U.S. auto companies don't come close to building what I want in an automobile, and BMW does. My 1968 1600/2 has better than 180,000 miles on it, hard miles in which it has run logging roads on hunting and fishing trips; in which it has towed a loaded VW while averaging the speed limit for 600 miles (and giving me better than 20 mpg at the same time); in which it has made a good account for itself in Sunday afternoon autocrosses; in which it has been well-behaved during 18 months of traffic jams in the nation's capital; and for all of which I love it.

Yes, it has faults: window wind mechanisms break regularly, and water pumps last about 40,000 miles. Yes, I sometimes have to wait a few days on parts, but nothing to compare with the four months it took to get a replacement exhaust manifold for my wife's 1971 Plymouth six-cylinder.

My only regret since buying the BMW is that I didn't buy 10 more at the same time, to be used for the rest of my life. Yes, BMWs are expensive, but if a Vega is worth \$4000, then a 2002 is worth \$6000 today. If a Cadillac is worth \$10,000, then a 3.0CS is worth \$14,000.

THOMAS H. WALKER JR.  
DAUPHIN ISLAND, ALA.

### 'A dumb idea'

I think the person who wrote the article *How to Buy a New Car at Old Prices* (page 60, Aug. '75) is nuts. A person who always had power steering, power brakes, automatic transmission should not be without them. I, myself, would not be without airconditioning. I suppose I could put

*(Please turn to page 164)*

# POLICE CALLS, FIRE CALLS, MARINE CALLS... AND BEETHOVEN, TOO!



## THE SEARCHER

### GE'S TUNABLE SCANNING RADIO

#### Public Service (hi) Band plus FM/AM

The Searcher. All the urgent, unrehearsed excitement of the full Public Service (hi) spectrum. And more. Because The Searcher is also a fine FM/AM portable radio.

Unlike most scanning radios, The Searcher is tunable. You don't have to buy or change crystals for each public service channel. Let's say you want to


listen in on fire fighters responding to alarms, police in action, harbor boat talk or other emergency dispatches broadcast on PS (hi) in your area. You just pre-tune. Once tuned, The Searcher's unique scanning function sweeps four channels automatically and continuously. (Until you decide to retune to other channels.)

The Searcher. This you've got to hear.

GENERAL  ELECTRIC



# IMPORTS AND MOTORSPORTS



## Jump-seat Jaguar

It's James Bond's kind of car. It's sure to show up on television in a shoot-'em-up series—the perfect car for whisking good-guy spies out of danger in the nick of time. The S-type Jaguar is the first all-new Jag since 1968 (when the XJ6 was introduced). A 2+2 grand touring car, it replaces the E-type (now out of production). When it becomes available here this month, the XJ-S will

### Jaguar XJ-S 2+2 GT Specifications

**Engine**  
12-cylinder aluminum alloy 60° vee, with overhead camshafts, 7-bearing crankshaft.  
Compression ratio: 8.0:1.  
Bore: 90 mm (3.54 in.)  
Stroke: 70 mm (2.76 in.)  
Displacement: 5343 cc (326 cu. in.)  
Bosch-Lucas electronic manifold fuel injection.  
Fuel tank capacity: 23 gal.

**Transmission (Borg-Warner)**  
3-speed auto, torque converter. Rear axle ratio: 3.31:1. Limited-slip differential.

**Steering**  
Rack and pinion, power assisted. Turns, lock to lock: 3.25. Turning circle: 39 ft.

**Suspension**  
Front: Fully independent semi-trailing wishbones, coil springs. Antidive geometry. Antiroll bar.  
Rear: Lower transverse wishbones. Drive shafts acting as upper links. Radius arms. Twin coil springs and damper units. Antiroll bar.

**Brakes**  
Power-assisted 4-wheel discs.

**Road wheels**  
Cast aluminum alloy, ventilated wheels, 15-in. diameter, fitted with Dunlop SP Super 205/70 VR15 steel-braced radial-ply tubeless tires.

**Ignition**  
Lucas Opus MkII electronic.

**Dimensions**  
Wheelbase: 102.00 in.  
Overall length: 192.25 in.  
Overall width: 70.62 in.  
Overall height: 47.80 in.  
Track f/r: 58.62 in./58.65 in.  
Curb weight: 3935 lb.

sport a sticker that bottom-lines at \$19,000. That's between the Porsche 911S and the Mercedes Benz 450SLC and other really expensive cars—the

ones selling despite the slump. If film producers are watching budgets these days, they'll appreciate the fact that at \$19,000, the XJ-S costs \$14,000 less than the current Aston Martin—the original James Bondmobile.

## Scooter roter

I always liked those motor scooters I first saw in foreign movies: funny, fat things, mostly Vespas, that picked out the holes in traffic and sneaked through, their riders oblivious to the cacophony of car horns. The streets of Rome were alive with them: Gas prices, you know.

Now there's a new shape to the motor scooter. The 72-cc "Chappy" is a step-through and streamlined scooter from Yamaha. The 165-pound machine, rated at 118 mpg, has an automatic transmission to make riding easy. Yamaha sees it as a short-distance commuter scooter. But as the gas price continues to go up, I see the length of those trips going up, too. Yamaha International Corp., Buena Park, Calif. 90620.



## "Slow" Porsche

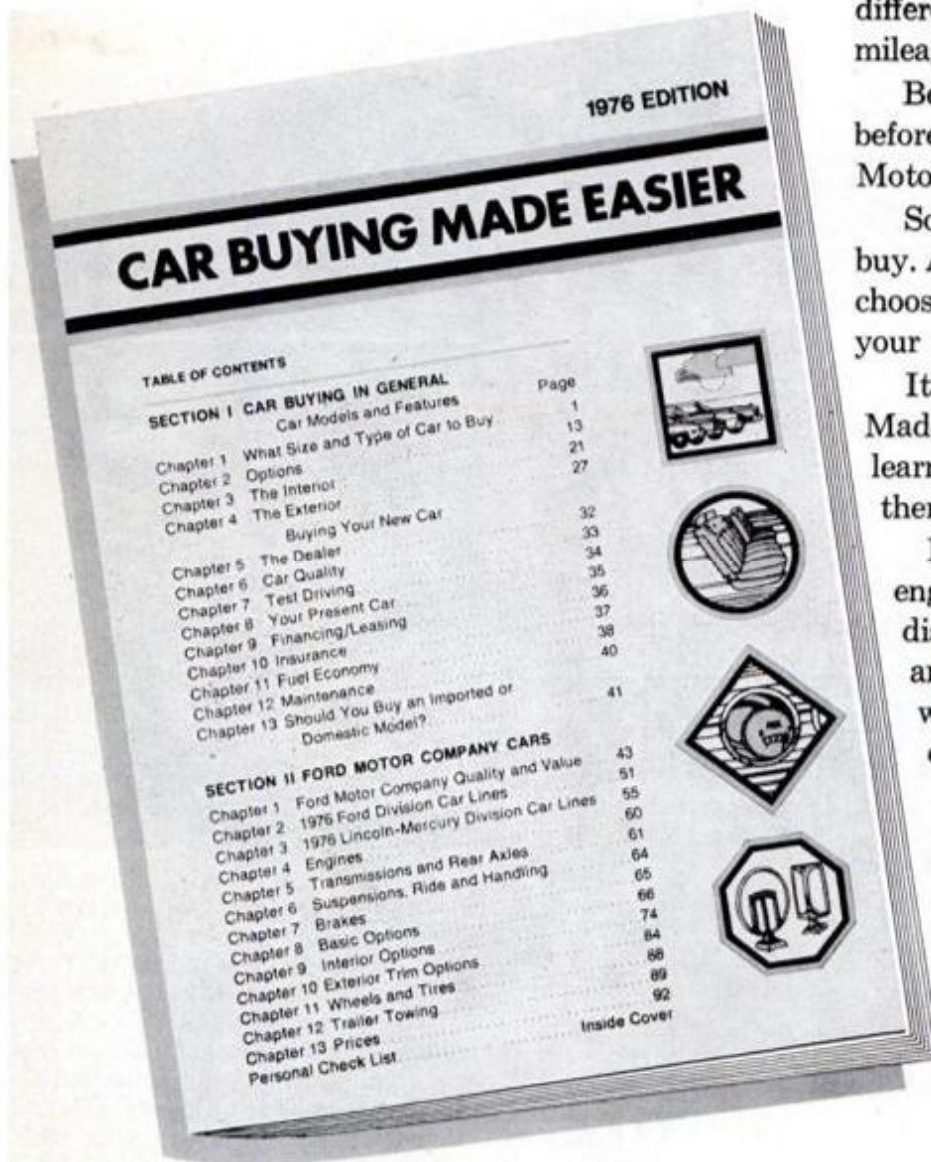
What does this silver bullet of a car share with VW's famous box of a bus? Would you believe the engine? In the new 912E the two-liter flat Four will transport you at a secure 110 mph; in the bus you might squeak out 80—if you were that brave. The 86-hp 912E is new to the Porsche lineup for '76 and it marks the return of a four-cylinder engine option for the sleek 911 body. The price of the 912E will be just under \$11,000, or about \$3000 less than the six-cyl-



inder, 157-hp 911S. Performance, too, is less than what you get with the "real" Porsche. I drove the poor man's version and found the handling every bit a Porsche (indeed, the car is identical except for the engine), but the performance will excite only those who've never had the pleasure of driving a version of the 911: Top speed is a solid 110 mph, but 0 to 60 times are in the 13-second range.

The 914 is unchanged for 1976, and that leaves just one more Porsche model, new for '76, that we haven't mentioned. We'll have all the info next month. By the way, see our story on turbocharging in December. ★★

# Money can't buy the car-buying facts you'll learn in this free book.



Times are changing. This time you have different concerns. Inflation. Gas prices and mileage. The cost of maintenance.

Because of this, you have to know a lot before you buy a new car today. And Ford Motor Company wants you to know a lot.

So we'll give you something money can't buy. A free 128-page book that will help you choose the right car for these times and your needs.

It's the 1976 edition of "Car Buying Made Easier." Millions have read and learned from previous editions. Because there's no consumer guide quite like it.

Part I is about cars in general — styles, engines, options — advantages as well as disadvantages. And these facts apply to any make of car you buy. For example, where else could you find the pros and cons of full-size, mid-size and small-size cars?

Part II tells you about our cars, the 1976 Fords, Mercurys, Lincolns — models, features, specifications, options. And prices.

You haven't read a better, more helpful book lately. Just fill out the coupon for your copy. It's free.



**...has a better idea.  
(we listen better)**

Ford Motor Company Listens  
P.O. Box 1976, The American Road BL  
Dearborn, Michigan 48121

Please send my free copy of "Car Buying Made Easier."

Mr.  Mrs.  Miss  Ms.  Dr.

NAME

PHONE

ADDRESS

APT. NO.

CITY


STATE

ZIP

# PHOTO HINTS

## FROM READERS

### How to cut enlarging paper neatly—even in the dark



Trimming paper evenly can be hard enough in full room light—trimming enlarging paper under a dim safelight would be even harder if it weren't for this paper guide. It's just a strip of hardwood with two protruding dowels which fit into corresponding holes drilled in the paper-cutter surface. The guide strip should be about 1/4-in. high by 3/4-in. wide and about 9 in. long.

Drill 1/4-in. holes about 1 1/2 in. from each end, then use these holes as a template to locate and drill the holes in the top of the cutter. You can drill a set of holes for each of the widths you frequently will cut to; measure in from the cutting edge to the closest side of the strip, making sure the strip is exactly parallel to the cutting edge. Drill the holes about 3/4-in. deep. Glue 5/8-in. lengths of 1/4-in. dowel into each hole in the strip, rounding the protruding dowel ends. Enlarge the holes in the paper cutter top with a 9/32-in. drill, to allow the dowels to slip in and out without binding yet still fit snugly. —Walter Gustafson, St. Paul, Minn.

# Omega Pro-Lab B66

The last word in medium-format enlargers.



For sheer ease of operation, no photo enlarger surpasses Omega's Pro-Lab B66 for 35mm and 2 1/4" negatives.

The spring-loaded negative carrier opens wide when you lift the lamphouse, letting you advance negatives without disturbing their alignment. The lamphouse assembly is counterbalanced for smooth, easy movement. And a sliding panel allows instant access to the lamp, condensers and filter drawer. The rigid, inclined girder keeps negative and baseboard perfectly aligned, and leaves maximum room to center your easel.



CARRIER OPENS EASILY



SLIDING FRONT PANEL

Yet the whole unit will come apart quickly and easily for storage.

The B66 comes with three condensers, for optimum light distribution with negs to 35mm; or switch to two condensers to match the 2 1/4" format optical requirement. Or get the optional dichroic color head and dial in the exact filtration needed for color or variable-contrast printing.

Priced as sensibly as it's designed, and for even greater savings, there's our "Two-Lens Outfit" for 2 1/4" square and 35mm formats.

Write for literature to Omega Division, Berkey Marketing Co., Inc., Woodside, N. Y. 11377. In Canada, Berkey Photo (Canada) Ltd., Ontario.



RIGID GIRDER DESIGN



OPTIONAL COLOR HEAD



**OMEGA**

The Greatest Name in Your Darkroom.

## New Loctite Car Savers. There's a better looking, longer lasting car in every tube.

Use new Loctite Car Savers™ to silence muffler noise, quiet tailpipe rattle, seal leaky windows, fix loose weather stripping, eliminate rust, clean dull chrome, mend torn vinyl, fill body dents, repair broken gadgets and much more.

For a better looking, longer lasting car, look for all eleven Loctite Car Savers. Car Savers make it easy for you to save time and money on parts and repairs. Original equipment quality from Loctite.

Now available at your Auto Parts Store.

**LOCTITE**

GROUP OF COMPANIES  
Loctite Corporation, Newington, CT 06111  
Loctite Canada Ltd., Mississauga, Ontario





# Buy the saw you've always wanted and get the drill you've always needed.

At \$159.99, the Rockwell 9" Homecraft® motorized table saw is a lot of saw for less than you'd expect. For instance, few saws in its price range let you rip to the center of a 30" board with accuracy.

But ours does.

Our 9" Homecraft saw also gives you a powerful motor that develops 1½ hp. at 3450 rpm.

Plus up-front controls with safety lock, thermal overload protection, 100% ball-bearing construction, blade guard, antikickback finger, and self-aligning rip fence.

Buy our Homecraft saw now, and, for a penny more, you can take home Rockwell's new cordless power drill.\* (Regular retail price, \$29.99.†)

Finally, a drill that goes literally anywhere. With the power to handle most woods, compositions, and light metals.

Versatile, lightweight, cordless, and rechargeable.

The drill you've always needed. Yours for a penny when you get the saw you've always wanted.

**1¢**

\*Offer good while supply lasts. †Mfr's suggested retail price.



**Rockwell International**

If you've ever said...

# "There must be a better

Send for a free Career Booklet that could start you on the road to success in a rewarding new career.

It happens to all of us, sooner or later. No matter what kind of job we have.

One day, it suddenly strikes home that we're going to have to work for a living, the rest of our lives. And most of us are horrified at the thought of forever being locked into the jobs we now hold.

"Surely," we tell ourselves, "there must be a way to get more satisfaction out of working. Surely, there must be a way to find a job that's more rewarding."

"Surely," in other words, "there must be a better way to earn a living!"

If you, too, have been thinking these same thoughts, you'll find one of our free Career Booklets very helpful at this time. We invite you to send for one.

Your free booklet will describe the opportunities for higher income and greater job security you might expect in one of the career fields listed on card or coupon. It will also explain why ICS can prepare you for this new career field...right in your own home...in your spare time...regardless of your education or past experience.

Of course, no school — not even ICS — can guar-



# way to earn a living..”

antee you a better job. But ICS *can* give you the first-rate training you need—especially if you're interested in one of the growing careers where ICS concentrates its training. Like Electrician. Engineer. Auto Mechanic. TV Repairman. Air Conditioning Serviceman. (Check your choice on card or coupon.)

Along with your Career Booklet, you'll also receive a free Demonstration Lesson.

Please bear in mind that ICS has a long and distinguished record of success. In fact, since 1890, millions of men and women around the world have turned to ICS for career training.

More than 70 of America's largest 100 corporations (including Gulf Oil, Bethlehem Steel, 3M, Westinghouse, and International Paper) use ICS training for their own employees.

## Earn a College Degree

You could even earn a college degree from the ICS Center for Degree Studies, which is authorized by the Pennsylvania Department of Education to grant the Associate in Specialized Business Degree in Accounting and Business Management, and the Associate in Specialized Technology Degree in Engineering—Civil, Mechanical, Chemical, and Electrical. These are all two-year degree programs, available through home study, in fields in which job openings are expected to increase in the years ahead.

If you already have some college education, you may be able to receive advanced standing toward your degree. With a degree from ICS, you'll be able to apply with pride for jobs that call for college training.

## An Ideal Way to Learn

Whether you choose a degree program or a non-degree program, as an ICS student you study at home, on your own schedule. You waste no time traveling to and from class. And you never have to miss a paycheck.

But you're never alone. Skilled instructors are ready to help you.

If you ever have doubts or problems or just want to talk to an instructor, you can call ICS from

anywhere in the continental United States, using our special toll-free Dial-a-Question® service.

No one can promise success, but if you *want* more—more money, more security, more day-to-day satisfaction and more future—our free Career Booklet and free Demonstration Lesson can help you get started in the right direction. Just check the box next to the field that interests you most and mail the postpaid card or coupon today. There's no obligation.

Remember, it's your life. You might as well make the most of it.

© 1975 Intext, Inc.

**ICS** International Correspondence Schools  
Scranton, Pa. 18515 XA802K

Please mail me the Free Career Booklet and Free Demonstration Lesson for the field I have checked below. I understand I am under no obligation.

- |   |   |
|---|---|
| <input type="checkbox"/> Electrician                        | <input type="checkbox"/> Automotive Mechanics         |
| <input type="checkbox"/> Engineering                        | <input type="checkbox"/> Business Management          |
| <input type="checkbox"/> Accounting                         | <input type="checkbox"/> Appliance Service and Repair |
| <input type="checkbox"/> Drafting                           | <input type="checkbox"/> Civil Engineering            |
| <input type="checkbox"/> Electronics Technician             | <input type="checkbox"/> Interior Decorating          |
| <input type="checkbox"/> TV Service and Repair              | <input type="checkbox"/> Restaurant/Club Mgt.         |
| <input type="checkbox"/> Airline/Travel                     | <input type="checkbox"/> Income Tax                   |
| <input type="checkbox"/> Surveying and Mapping              | <input type="checkbox"/> Motel/Hotel Management       |
| <input type="checkbox"/> Construction Electrician           | <input type="checkbox"/> Mechanical Engineering       |
| <input type="checkbox"/> Diesel Mechanic                    | <input type="checkbox"/> ICS High School Diploma      |
| <input type="checkbox"/> Air Conditioning and Refrigeration | <input type="checkbox"/> High School Equivalency      |

Name \_\_\_\_\_ Age \_\_\_\_\_

Address \_\_\_\_\_

City \_\_\_\_\_ State \_\_\_\_\_ Zip \_\_\_\_\_

Telephone \_\_\_\_\_

## Earn A College Degree

The ICS Center for Degree Studies is authorized by the Pennsylvania Department of Education to offer college programs at home leading to Associate in Specialized Business and Associate in Specialized Technology Degrees. For more information at no cost or obligation, check the field of your choice.

- |  |   |
|--|---|
| <input type="checkbox"/> Accounting          | <input type="checkbox"/> Mechanical Engineering |
| <input type="checkbox"/> Business Management | <input type="checkbox"/> Chemical Engineering   |
| <input type="checkbox"/> Civil Engineering   | <input type="checkbox"/> Electrical Engineering |

Canadian residents use Scranton, Pa. address for service from ICS Canadian, Ltd. In Hawaii: 931 University Ave., Honolulu, Hawaii 96814.

APPROVED FOR VETERANS' TRAINING. APPROVED FOR FEDERALLY INSURED STUDENT LOANS. ACCREDITED MEMBER NATIONAL HOME STUDY COUNCIL.

# INTRODUCING A ROLL-ON ANTI-PERSPIRANT DESIGNED FOR A MAN.

BY EUGENE A. SLOANE



## THE BICYCLE SHOP

GENE ANSWERS READERS THIS MONTH

### Superlights

*Some time ago you wrote about Corsa Strada superlight wired-on tires. Where can I buy them? Are they tough enough to stand rough roads?*  
—Wayne Hill, Lansdowne, Pa.

Buy them from any Raleigh dealer. Yes, they're tough. Two years ago, I rode on them all over the back roads of France. These tires fit onto 27-in. wired-on rims, are lighter and, at 1 1/8 in. wide, are narrower than conventional 1 1/4-in. wired-on tires, and so offer less rolling resistance.

### Self-tightening freewheel

*My Shimano freewheel tightens when I pedal and won't move. I have to loosen the bearing retainer rig on the freewheel, but it tightens up again.*—Steve Hill, Offut AFB, Neb.

The freewheel could be rubbing on the hub, the pieplate spoke protector or the axle locknut. Remove the wheel. Spin the freewheel to see where it's binding. While the freewheel is off, remove and discard the pieplate—it's just extra weight. If you took the freewheel apart, did you replace all the bearings?

### Butts and lugs

*Which is better, a single or a double-butted steel frame? What is the difference between a butted frame and a lugged frame?*—S. Oliver, Medford, N.J.

A double-butted steel frame such as the Reynolds 531 is thicker at the ends of the tube than in the middle, for greater strength. However, a high-quality single-butted frame of Reynolds 531 alloy steel, or Columbus or Super-Vitus alloy steel, is strong enough for the average touring cyclist. The drawing below shows what a 24-in. double-butted top tube looks like inside—with diameter exaggerated. Single-gauge tubing lacks variation in inside diameter.

A lugged frame is one that has

steel lugs into which frame-tube ends fit. But a good, hand-made brazed lugless frame is very strong, so lugs alone don't always indicate quality construction.

### Rough rider

*I need a bike to ride to school nine miles away. I would like to spend not over \$100. Any suggestions?*—Randall Angst, Amherst, Mass.

Sorry, there's nothing I can recommend for less than \$130—that's for a Schwinn Varsity 10-speed. Check newspaper want ads. Lots of people are upgrading their cycling and selling their old 10-speeds. Just be sure the bike fits you. See below.

### Unscrambling sizes

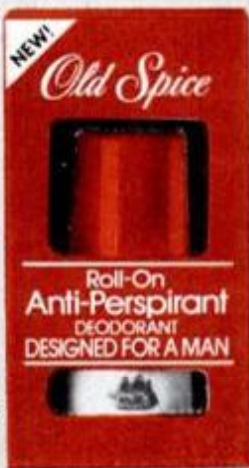
*Please straighten me out on bicycle frame size. I see newspaper ads for 27-in. and 22-in. bicycles, yet both appear to be the same size.*—Tom Marcus, Shreveport, La.

People who write newspaper ads often know very little about bicycles, and confuse wheel diameter with frame size. A 27-in. frame would be about right if you were 6 1/2 ft. tall. You measure frame size by the distance from the top of the seat tube (where the seat post enters) to the centerline of the bottom-bracket axle (crank axle). Going by measurement is difficult, because people of the same height have different leg lengths. The most practical way to fit a bike to you is to remove your shoes, stand straight up over the top tube (do not sit on saddle) and make sure there is about 1 in. of clearance between you and the tube. If much less, you could get hurt in an emergency stop as you come down off the saddle. With little or no clearance, you will have trouble getting on and off the bike, and it will be awkward for you. With too much clearance, it will be difficult or impossible to pedal efficiently. ★★★




New Old Spice Roll-On Anti-Perspirant gives you a big ball applicator in a hefty container that lets you know it's made for a man. And the formula...that's masculine too.

Real man—sized protection against both wetness and odor. It goes on direct and it's never sticky or messy. Best of all, Old Spice Roll-On Anti-Perspirant gives you that great Old Spice fragrance.



SHULTON




24-INCH DOUBLE-BUTTED TOP TUBE

# Colonel Taylor was hard to get along with.

## That's why his Bourbon isn't.

The old man could be an unholy terror. Colonel Edmund H. Taylor Jr. swore that his Bourbon would be the best in Kentucky. And if a bungler or a sloven stood in his way, the Colonel would as soon nail him to the wall. If a cooper delivered some white-oak barrels that were a knot off perfect, the Colonel was the kind that'd grab an axe and stave in every barrel in the wagon. And if a hapless farmer tried to sneak less than choice small-grain corn past the Colonel, his fury, they say, could make every window sash in old




Bourbon County rattle. He could be a rough, tough, mean son-of-a-something, our Colonel. But, oh, the Bourbon whiskey he made. Gentle on your tongue, soft in your gullet and as smooth as limestone rocks worn slick by spring water.

We still make Old Taylor the slow, quality way the Colonel wanted it made. Even now, we don't want to rile him. Old Taylor. *His* Bourbon. Try it.



It took years to find water clear and crisp enough for the Colonel's Bourbon.



For one flawed barrel, Colonel Taylor might take an axe to the whole wagonload.

## Old Taylor. It's easy to get along with.



# The KOOL \$64,000 Sweepstakes



Warning: The Surgeon General Has Determined  
That Cigarette Smoking Is Dangerous to Your Health.

Kings, 16 mg. "tar," 1.2 mg. nicotine; Longs, 17 mg. "tar,"  
1.2 mg. nicotine, av. per cigarette, FTC Report Apr. '75



**Win**  
The coolest car  
in the world  
from the coolest cigarette  
in the world.

Win a \$64,000

# Rolls-Royce Corniche



There's no cigarette in the world that tastes like KOOL. And there's no car in the world like the elegant Rolls-Royce Corniche in cool green. Complete with every luxurious accessory standard on a Rolls-Royce. To be eligible, just follow the simple instructions below. If yours is the entry selected in the sweepstakes drawing, you'll be driving the coolest car in the world, compliments of KOOL Cigarettes. **NO PURCHASE NECESSARY.**

**THE KOOL SWEEPSTAKES OFFICIAL RULES:**

1. To enter the KOOL Sweepstakes, print your name, address and zip code on the official entry blank, or on a 3" x 5" sheet of paper. Mail to KOOL Sweepstakes, P.O. Box 55, Chicago, Illinois 60677. Enter often, but each entry must be mailed separately. 2. Each entry must include two empty packs of KOOL or a 3" x 5" piece of paper on which you have hand printed the words, "COME UP TO KOOL". To be eligible, entries must be received by Dec. 31, 1975. 3. The Grand Prize—a 1975 Rolls-Royce Corniche. No substitution for the prize. 4. The winner will be selected in a random drawing conducted by an inde-

pendent judging organization, the results of which will be final. The odds of winning will be determined by the number of entries received. State, federal, and other taxes imposed on the prizewinner will be the sole responsibility of the prizewinner. 5. Sweepstakes open only to residents of the U.S., including Hawaii and Alaska, who are 21 years of age or older. Employees of the Brown and Williamson Tobacco Corporation, its affiliated companies, advertising agencies, H. Olsen & Co., and their families are not eligible. Void in Missouri and wherever else prohibited or restricted by law. All federal, state and local laws apply.

KOOL  
Sweepstakes  
P.O. Box 55  
Chicago,  
Illinois 60677

Please enter me in the KOOL Sweepstakes.  
I certify I am at least 21 years of age.

NAME \_\_\_\_\_

ADDRESS \_\_\_\_\_

CITY \_\_\_\_\_

STATE \_\_\_\_\_ ZIP \_\_\_\_\_

# APPLIANCE CLINIC

BY PAUL MANN



## Lightless oven

*The oven of my Magic Chef gas range fails to light though the pilot is working. Can you tell what's wrong?—Ralph C. Wiser, Orange, Calif.*

In all likelihood, the safety-control valve has failed. Its capillary can become porous and permit a loss of mercury; this loss will keep the gas valve from opening. If no gas gets to the burner, the oven won't work even though the pilot may glow.

If you want to tackle the repair yourself, first you *must* turn off the main gas valve to the range. Now, at the pilot you will find two tubes. One, probably aluminum, feeds the pilot. The other,  $\frac{1}{8}$  to  $\frac{3}{16}$  in. in diameter, is the capillary tube. Trace this. It stops at the safety-control valve. Remove tubing from the valve and unbolt the part. Its part number will probably be stamped on the bottom; get the same numbered part or a listed equivalent. If you're dubious about doing this job, call your local gas company. A serviceman will be sent, and the charge will be nominal.

## Diffuser needed

*I've had to replace the thermocouple generator in my J071 Caloric range twice in the three years we've owned it. Any idea why it's failing?—Werner Leiser, Suffern, N.Y.*

Caloric recently modified this thermocouple by adding a diffuser that slips over the front of the generator. The purpose of the diffuser is to prevent the thermocouple from being hit directly by the pilot flame; the diffuser spreads the flame. It's possible that the thermocouples you've gotten haven't had the diffuser. Direct flame can cause failure, so when you order a new thermocouple (part No. 90165A), make sure it's equipped with the diffuser.

## Probably the pump

*Our Whirlpool washer, about 15 years old, fills and washes okay, but when it comes to rinse and spin, the water doesn't drain and the tub spins very slowly. If I remove the drain hose from the standpipe and drop it down almost to floor level, water pours from the hose and the tub begins spinning faster and faster as it goes empty. What's wrong?—Ted Breckman, Ft. Lauderdale, Fla.*

How does a bad pump strike you? If you are very lucky, the trouble might be a clogged drain hose, but I doubt it. To be sure, though, hold the end of the hose to your mouth and blow into it. If air passes freely, replace the pump. This isn't such a big job to do yourself, and you'll save about \$30.

In your particular unit, you reach the pump by tipping the machine back on its rear legs to go in from below. Be sure that the water valves are turned off and pull the power cord from the wall socket, of course. Position a pail beneath the pump, because you'll probably get an out-rush of water when you drop it. Detach the old pump and put in a new one, making sure that all connections are tight.

## Grease ripoff?

*I recently replaced some worn parts in my Maytag washing machine. I got the parts from an authorized dealer along with a can of lubricant, and that is what's bugging me. The lubricant—a so-called "special"—cost me \$4.10 for a pound container. Is this high-priced lube really so special, or is this another one of those deals where the public is being ripped off by a company that's having a grease canned for them with their own name on it? Will any other grease do just as well?—E. Hessel Jr., Edwardsville, Ill.*

Ripoff? In this age of investigation and consumerism, a cheap stunt like the one you suspect would be a foolish thing for a major company to try. The lube you refer to is made for Maytag, that's true. Maytag isn't in the grease business. But it is made to Maytag specifications for use in Maytag washers. If you were to use just any grease, it could break down and ruin all your work.

## Backward temperatures

*I have a two-door Westinghouse refrigerator that won't go below 22°F. in the freezer section and goes down to 30°F. in the refrigerator section at the coldest settings. A repairman replaced a temperature regulator, but to no avail. Doors are tightly sealed and the compressor area is clean. What now?—George Vouvalides, New Milford, N.J.*

If the refrigerator is less than five years old, contact Westinghouse. I'll bet the problem is being caused by a low charge of refrigerant owing to a slow leak in the evaporator, condenser or one of the connections. These parts are warranted for five years by the manufacturer. Obviously, the freezer is too warm (should be 0°F.) and the refrigerator too cold (should be 38-42°F.). The reason for the reversal is that the freezer compartment isn't getting cold enough to satisfy the control, which is not shutting off. This sends refrigerant circulating through the refrigerator section, dropping its temperature below normal. If the unit is older than the warranty period, you'll need to call in a serviceman—recharging the system is not a do-it-yourself job.

## Getting a kick

*When I pull the starter cord of my Briggs & Stratton lawnmower, there is a terrific kickback which breaks the cord. I've tried a longer cord without success. What's causing this, and what can I do about it?—M.A. Cass, Enfield, Conn.*

Kickback severe enough to break starter cords, in 99 percent of the cases, is caused by a loose blade. You can try simply tightening the blade and testing to see what happens, but the wiser repair method is to remove the blade and examine the blade adapter on the shaft and the blade bushing for wear. The bushing rides on the adapter. If either is worn (grooved), replace it. In most instances, the blade adapter is the part that wears. Remove the adapter by removing the key from the keyway. After replacing the adapter, reinstall the blade assembly and make sure the blade is attached tightly.

If you're in the 1 percent whose kickbacks are not caused by a loose blade, have the machine's ignition system timed to specification. Mistiming is a much less likely cause of kickback, but it happens. ★★★

*If you have a question about any appliance, send it to Appliance Clinic, Popular Mechanics, 224 West 57th St., New York N. Y. 10019. Sorry, but letters cannot be answered individually. Problems of wide interest will be discussed in this column.*





**Announcing the  
most advanced chain saw  
in the world at \$109.95.**

## **McCulloch's Mini Mac 25 with Chain Brake.**

Now McCulloch's Mini Mac 25 has Chain Brake — the professional safety feature.

No other chain saw in the world has Chain Brake at this low price.

Some day all saws will have it. Today, only McCulloch offers Chain Brake on every saw in the line. The Mini Mac 25. Years ahead of its time.

Still only \$109.95 at your McCulloch dealer.

Chain Brake is the professional safety feature that pro loggers pay up to \$30 to have added to their saws — because they know how important it is. Stops a moving chain in milli-seconds to reduce the hazards from kick back.



Chain Brake in disengaged position, chain running.




Chain Brake in engaged position, chain stopped in milli-seconds.

The Mini Mac 25 with Chain Brake zips through a 6-inch log in seconds. Cuts logs up to 20-inches thick. And oils its own bar and chain automatically while you cut. The complete saw weighs less than 9 pounds.

  
**McCULLOCH  
CORPORATION**  
Los Angeles, California 90009

# The better the training the better you'll

Send for one of these **FREE** Illustrated



74 sq. in.  
Solid-State  
B&W TV

**Build and keep** some of the finest technical equipment made when you train with an NTS Project-Method home study course. And it's usually the same type of equipment you'll meet in the field and use on the job. It will help you acquire first-hand experience and skill — help prepare you better for a variety of exciting technical careers:

**ELECTRONICS DIVISION:** Courses include professional equipment like 5" solid-state oscilloscope, transistor and tube-tester, vector monitor scope, 74 sq. in. B&W TV, and solid-state stereo AM-FM multiplex receiver, speakers. Color TV courses feature advanced NTS/HEATH DIGITAL GR-2000 Color TV with silent varactor diode tuning; digital read-out channel selection (with optional digital clock), big 315 sq. in. screen.

**MECHANICS DIVISION:** Learn engine diagnostics, motor overhaul, transmissions, automotive maintenance. Courses include 9 in. solid-state automotive oscilloscope, testers, tools, mechanic's steel tool box, & more.

**AIR CONDITIONING, REFRIGERATION/HEATING DIVISION:** Learn servicing of commercial, industrial and residential heating and cooling equipment. Courses include hermetic unit analyzer, leak detector, charging testing-purging manifold set, tools and more.

**HOME APPLIANCES DIVISION:** Courses cover repair and maintenance of washers, dryers, ranges, smaller appliances. Equipment includes NTS Circuit-Trainer and professional multimeter.

# and the equipment be equipped.

## Career Guides:

COMPARE OUR  
KITS AND LESSONS.  
COMPARE OUR  
TUITION.



(Simulated TV Reception)



**LOWER TUITION FOR YOU:** We employ no salesmen, pay no commissions. You receive all home-study information by mail only. Make your own decision, your own comparisons. Send card today or write for illustrated catalog in field of your choice, all details.

**NO OBLIGATION. NO SALESMAN WILL CALL.**

**APPROVED FOR VETERAN TRAINING**  
Get facts on new 2-year extension.


**NATIONAL TECHNICAL SCHOOLS**  
TECHNICAL-TRADE TRAINING SINCE 1905  
Resident and Home-Study Schools  
4000 So. Figueroa St., Los Angeles, Calif. 90037

**NATIONAL TECHNICAL SCHOOLS** Dept. 201-115  
4000 South Figueroa St., Los Angeles, Calif. 90037  
Please send **FREE** Color Catalog and Sample Lesson.  
**NO OBLIGATION. NO SALESMAN WILL CALL.**

Electronics Division  
 Mechanics Division  
 Air Conditioning/Refrigeration/Heating Division  
 Home Appliances Division

NAME \_\_\_\_\_ AGE \_\_\_\_\_  
ADDRESS \_\_\_\_\_  
CITY \_\_\_\_\_ STATE \_\_\_\_\_  
Please fill in Zip Code for fast service \_\_\_\_\_  
 Check if interested in G.I. Bill information.  
 Check if interested **ONLY** in classroom training in Los Angeles.

Put the  
**SQUEEZE**  
on  
high  
fuel  
costs!



**INSULATE... WEATHERSTRIP**  
WITH A  
**ONE HAND OPERATED**

**ARROW**



**T-50  
STAPLE GUN  
SHOOTS A STAPLE  
WHEREVER YOU'D DRIVE A NAIL!  
FASTER! CHEAPER! BETTER!**

You'll save up to 30% on fuel bills when you insulate and weatherstrip your house with an Arrow T-50 Staple Gun. You save your own energy, too — as well as labor costs! It's a breeze — one SQUEEZE and you've nailed it!

ASK ABOUT ARROW STAPLE GUN SPECIALS AT ALL THESE PARTICIPATING STORES:

- Ace Hardware
- Agway Stores
- American Hardware Stores
- Carter Lumber
- 84 Lumber
- Grossman's
- HWI Stores
- K Marts
- PRO Hardware Stores
- PRO Mart Home Centers
- Sentry Hardware Stores
- Sutherland Lumber
- True Value Hardware Stores
- Western Auto Stores
- Wickes Lumber
- Woolco

And at all Leading Hardware, Home Center & Discount Department Stores Everywhere.

**ARROW FASTENER COMPANY INC.**

271 Mayhill Street, Saddle Brook, N. J. 07663

The Standard of Excellence  
By Which All Others Are Judged

# How to set up an auto-repair cooperative

You and your neighbors and friends can save a bundle by pooling your talents and tools.

by Mort Schultz

**F**ive men in search of thrift have found one another and success. Calling themselves the Massapequa (Long Island, N.Y.) Mini Cooperative, they save themselves hundreds of dollars in auto repair costs.

None is a professional mechanic. In fact, several are quick to admit that when the group formed they knew little about cars.

But working collectively, pooling tools and chipping in to purchase test instruments in the group's name, the five regularly tackle their own oil changes, lubrications, engine tune-ups, cooling system service, brake work and more.

"Hell, we'll try anything we can get our hands on," Sheldon Rosenberg states.

Rosenberg's cars epitomize the accomplishments the group has achieved. He owns a 1964 Plymouth that has gone 122,000 miles and a 1970 Chevelle with 70,000 miles.

## Major repairs not needed

"Neither car has ever had to have a major, expensive repair," Rosenberg says. He attributes this to his program of periodic maintenance.

His success is not a fluke. Each member of the mini co-op owns relatively older-model cars having relatively high mileage, which I suggest puts to rest the "theory" that cars are built to obsolete themselves at 50,000 miles.

Jerry Brown drives a 1969 Plymouth which has been driven 76,000 miles and a 1965 Renault having 45,000 miles.

Bill Cooney's 1963 Chevrolet shows 80,000 miles on the odometer. He doesn't talk about his 1974 Volkswagen with 13,000 miles. "Too new," he says.

Ralph Dankner, who's a salesman, really puts the mileage on. Both his 1971 Ventura and 1971 Ford are

(Please turn to page 30D)



Parking-brake rod of his 1965 Renault is adjusted by co-op member Eli Goldberg.



Battery charging is done by Ralph Dankner. Trickle charging extends battery life.



Timing of his Plymouth's engine is done by Jerry Brown. Tools are jointly owned.



# "S-K<sup>®</sup> Tools help make your car first by making it last."

SAYS GREAT ONE LEONARD WOOD, CHIEF MECHANIC OF THE FAMOUS WOOD BROS. CREW.

The Wood Bros. change 2 tires, check an engine, add 20 gallons and give the driver a cold drink in less than 20 seconds—one reason they win so often.

But pit stops are less vital than preparing motors for Super Speedways. Leonard replaces many moving parts for every punishing race, using S-K tools to make his car last. They will do the same for yours.

Precision-made S-K tools become extensions of your hand and brain. Your job's done easier, whether used at work or home.

#### FULL LIFETIME WARRANTY.

**SATISFACTION GUARANTEED.** If you are not completely satisfied with any S-K tool, simply return it to the point of purchase for free replacement. Our liability is limited to the replacement tool.

**SALE! SAVE TO 47.8% AT AUTO PARTS AND HARDWARE STORES. TOOLS OF CHAMPIONS! TOOLS OF PROFESSIONAL MECHANICS! TOOLS OF DO-IT-YOURSELFERS!**

#### SAVE \$18.08/over 47%

compared to piece by piece purchase  
No. 4512-75

12 pc.  $\frac{3}{8}$ " drive Socket Set for auto maintenance, lawn and garden equipment. 4 each 6 and 12 pt. sockets, spark plug socket, 2 extensions, reversible S-K ratchet. Metal box.


suggested user price **\$19<sup>75</sup>**

#### SAVE \$14.76/over 46%

compared to piece by piece purchase  
No. 1709-75

9 pc. alloy Combination Wrench set for 1001 uses at work or at home. Comes in a vinyl pouch. 9 rugged combination wrenches, nickel chrome plated and highly polished. Sizes  $\frac{1}{4}$ " to  $\frac{3}{4}$ ".

suggested user price **\$16<sup>75</sup>**




#### SAVE \$20.27 over 46%

compared to piece by piece purchase  
No. 4112-75

12 pc.  $\frac{1}{2}$ " drive Socket Set—a starter set for car maintenance and home repairs. 3 6 pt. and 6 12 pt. sockets, spark plug socket, extension, reversible S-K ratchet. Steel case.

suggested user price **\$23<sup>75</sup>**



TOOL GROUP,  
DRESSER INDUSTRIES, INC.  
FRANKLIN PARK, ILL. 60131

**S-K**

DRESSER




## Now is the time to Road Test RISLONE

Engines get sluggish and noisy with miles and time. For 40 years RISLONE has been cleaning rings, valves and guides, oil screens and passages to make engines run better again.

That's the whole idea behind RISLONE. Treat the engine, not the oil. Dissolve and disperse the gums, varnish and sludge that alter tolerances, interfere with efficient operation. That's why RISLONE works, and how it promotes better compression, easier starting, cooler running and helps get more miles out of every gallon of gasoline.

And RISLONE is a super bargain on your auto retailer's shelf. The big quart can costs only a dime or two more than the mini-products. Saves a quart of oil too! So it's a treat for your engine and your pocket book. Road test RISLONE now!



RISLONE National Championship Racing Jacket . . . \$9.95 prepaid

Quality polyester & cotton wash/wear. RISLONE yellow with black & red emblems & stripes. S, M, L, XL. Send check or money order to: RISLONE Racing Jacket, The Shaler Company, Waupun, Wis. 53963.



## THE SHALER CO.

Waupun, Wisconsin 53963

In Canada: Warren Packaging Co. Ltd. Scarborough, Ontario

## AUTO-REPAIR COOPERATIVE (Continued from page 30B)

nearing 70,000. Also near or above the 70,000 mile mark are Eli Goldberg's 1969 Plymouth and 1969 Dodge.

None of the group has any intention of trading their present cars for new ones.

### Too many miles left for trades

"There are too many good miles left in them," Brown states.

It was Brown who sought out the others and started the group. The five reside only minutes away.

"Initially, we were motivated by the inability to find professional mechanics who could do satisfactory work," Brown says. "We were disgusted with sloppy workmanship and outright cheating."

The group pooled little more than \$100 and purchased a timing light, dwell tachometer, a set of ramps and a battery charger. Each member gathered his own set of hand tools, including open and box-end wrenches, plus sockets and drives.

Some own tools that the others don't. Goldberg, for example, has become proficient at doing brake jobs and owns all tools for doing this work except a drum-turning lathe. He farms drums out for \$2.50 each.

"The last brake job I did on my Plymouth, which was about 10 months ago, cost me \$23 for parts and having drums turned," Goldberg says. "I bet you can't get the same caliber of work done around here for less than \$75."

### Share tools and know-how

If one member owns a tool that another needs, he feels free to borrow it. There is also an eager willingness to share knowledge.

For example, both Brown and Cooney have technical backgrounds and are often asked for advice. Brown has had formal training in internal combustion engine theory and served as an aircraft mechanic with the Air Corps during World War II. His occupation, however, is president of a firm that manages and conducts industrial trade shows.

Of the members, only Cooney is engaged in a technical occupation. He is an aircraft mechanic for an airline at Kennedy Airport.

Goldberg is a baker, Rosenberg is a merchandising manager for a textile firm, and as mentioned Dankner is a salesman. The occupations of the group sort of shoot down another "theory"—that you have to "know cars" to work on them.

"Even if none of us had any knowledge about a car, we would still



Changing engine oil (at top) is Sheldon Rosenberg. Eli Goldberg (above) adjusts point dwell on his Chevelle.

do what we are doing since we can read," Brown claims. "There is ample information about cars in our public library."

### Library loans tools like books

As a trustee of the Plainedge Public Library in Massapequa, Brown was instrumental in helping start another unique program . . . one which no other public library in the country, as far as I know, offers.

"Although the library had all this information about car repair, the individual who lacked instruments couldn't do a tune-up," says Brown.

He proposed and the library board agreed to purchase three timing lights and three dwell/tachometers. Instruments are loaned like books.

How much money have members of the Massapequa Mini Co-op been able to save? It is difficult to pin this down exactly, because there are several intangibles. How can you place a price tag, for example, on the longevity they add to their cars by being able to do more frequent servicing, because they do things themselves?

### Save nearly \$150 a year



But the saving realized by not having to hire mechanics to change oil, lubricate the chassis and do tune-ups amounts to almost \$150 a year per member for one car. Naturally, the saving is double for members

(Please turn to page 30F)

# The pay-for-itself book... try it free!

Why pay a carpenter, decorator, electrician, mechanic, plumber, locksmith, or plasterer? Do it yourself and save money!

## A MONEY-SAVING INVESTMENT!




Now you can save the cost of hiring professionals to do many of your home repairs by doing it yourself. This complete home repair manual shows you and tells you in easy to understand language and illustrations how to get the job done the low cost do-it-yourself way.

- HOW TO FIX** a leaky faucet for 25¢ and save \$12.25
- HOW TO HANG** a light fixture for 15¢ and save \$9.85
- HOW TO TILE** a 12' x 15' kitchen floor for \$119 and save at least \$151
- HOW TO REPLACE** a 12" x 16" window pane for \$1.25 and save \$8.25
- HOW TO INSTALL** a new wall outlet for \$4.88 and save \$20.12
- HOW TO PAINT** 3 ceilings and 7 doors for \$32 and save \$168
- HOW TO FINISH** a 30' x 30' basement for \$1,146 and save at least \$1,879

It's all here and it's all clear. Detail by detail, this volume shows you how. There are 2,255 how to do it photographs, drawings, diagrams and plans in these 600 fact-packed pages. Declare your independence from soaring repair and maintenance costs, and join the do-it-yourselfers who are saving an estimated nine billion dollars a year that would be paid out to repairmen and contractors. The COMPLETE DO-IT-YOURSELF MANUAL, the most comprehensive of its kind, can easily pay for itself in the first week... and it can keep on saving you money month after month, year after year.

Use this coupon to order yours today! Examine the Reader's Digest COMPLETE DO-IT-YOURSELF MANUAL for seven days on our no-risk free trial offer. Only if you like it should you keep it. If you are not completely satisfied, you may return it and owe nothing.



**READER'S DIGEST**  
Pleasantville, New York 10570  
YES, send my COMPLETE DO-IT-YOURSELF MANUAL (and FREE "Women's Guide to Household Emergencies") for 7 days on your no-risk free trial offer. If I am completely satisfied, I will pay the low price of \$12.99 (plus 50¢ postage), payable if I prefer in three monthly installments of \$4.33 each, with no interest or charge for credit. (Thousands have been sold in bookstores for \$15.95.)

Name \_\_\_\_\_  
Address \_\_\_\_\_ Apt # \_\_\_\_\_  
City \_\_\_\_\_  
State \_\_\_\_\_ Zip \_\_\_\_\_



# When you get Stewart-Warner tune-up tools, you get something extra.

## Helpful advice.

If you're serious about working on your car, be serious about the tune-up tools you get to work on it with.

Get the best there is. Stewart-Warner. With the money you'll be saving, you can easily afford them. Since they really don't cost any more than most of the others.

Best of all, you get them where you'll be getting your parts and plugs and tune-up kits anyhow. At a professional auto parts or speed shop.

Since you're going to be a good customer, the guys at the shop will be glad to help you out with any friendly advice you need, about using the tools or buying the parts. (If you're not too sure how a dwell tach works, you better get one from someone who is.)

Before long, you'll be one of the guys, too, and the expert on your block.

If you're serious about working on your car, get the best there is. At the best place to get it.

## STEWART-WARNER

Sold only where mechanics buy.

**HELPMATE**

**GARAGE DOOR OPERATOR** RADIO CONTROLLED From **\$99.95!**

- RADIO CONTROLLED from car transmitter or wall switch
- SAFETY night and day, year round
- SECURITY door locks tight when closed
- CONVENIENCE in-car control any weather
- LIGHTING garage lights automatically
- VERSATILE fits all lifting type wood, metal or fiberglass doors, sectional and 1-piece
- EASY homeowner installation in 2 to 3 hours
- SAVE up to 50% direct factory purchase and PP or UPS home delivery

• GUARANTEED one year  
• FREE brochure

**HELPMATE EQUIPMENT CO.** Box 217 P.M. Baroda, Mich. 49101 (616-422-2311)

## AUTO-REPAIR COOPERATIVE

(Continued from page 30D)

who own two cars. Here's the way it figures:

Oil is bought by the case on sale from discount and department stores. Instead of costing \$1 a quart for SAE 10W-40 oil, it costs about 60 cents a quart. This is a 40 cents-per-quart saving, or \$2 every time a member of the group changes oil, assuming a normal five-quart capacity per car.

### More oil changes

Co-op members believe in changing their crankcase oil at least once every two months. They affirm that the longevity of their vehicles is directly related to these frequent oil changes.

Thus, they realize a saving of \$12 a year just in the price of oil.

They also save on the labor charge a mechanic would get for draining the crankcase and lubricating the car. This amounts to about \$5 every time, or \$30 a year assuming that an oil change and a lube job are done every two months.

Totally, then, each member of the co-op saves \$42 a year in simple lubrication costs—in doing a job for which you need neither special tools nor experience. Added is the saving in buying oil filters on sale, raising the total to about \$50 a year.

How much does your mechanic charge for tuning up a car's engine? In the New York Metropolitan area, the cost is about \$50.

Members of the co-op save this amount twice a year (that's how often they do tune-ups), except when they have to replace sparkplugs, points, condenser and other parts. Which isn't often.

"By prolonging extensively the useful life of sparkplugs, distributor points, condensers, rotors and other parts normally replaced prematurely by auto repair shops, we stretch our dollars farther," Brown contends.

"For example, manufacturers generally recommend changing sparkplugs at 10,000 miles. U.S. government agencies ignore this recommendation and discard plugs at 15,000 miles. We ignore both and clean plugs periodically, replacing them when they need replacing. Thus, we get up to 100 percent more miles than manufacturers would have us get if we blindly followed their specifications," Brown says.

### Dump used oil in fuel-oil tank

Co-op members have encountered few problems they haven't been able to handle. For instance, one situation that arose was what to do with

(Please turn to page 30H)



# FREE FOOD

Now Americans from all walks of life—office workers, students, executives, housewives—are eligible for food stamps. In fact, the government's food-stamp program is so generous, it amounts to giving away free food.

No longer is the food-stamp program limited to the poor. In fact, under certain circumstances you can qualify for food stamps even if you earn over \$15,000 a year. As the chairman of a United States Senate committee has declared, "Increasingly, food stamps are becoming a middle-class phenomenon."

Twenty million Americans—nearly one in ten—are now benefiting from food stamps. But here's the most astonishing fact of all: **Twenty million others are eligible and DON'T KNOW IT!**

Are you one of them? Don't you owe it to yourself to find out if you're eligible?

Exactly what are food stamps and how do you qualify for them? Food stamps are a form of "currency" redeemable at most supermarkets, groceries, and (in some cases) meals-on-wheels home-delivery food services. You buy them from the government at a discount that is determined by the size of your income, household, and living expenses. In top brackets, food stamps can triple your food buying power of your dollar—and, if you're like the average American, food is the single biggest item in your budget.

Some families are now deriving as much as \$4,000 a year in additional buying power thanks to food stamps. Shouldn't you find out if you qualify?

The facts about food stamps are not easy to get. Senator George McGovern and other experts have accused the government of deliberately trying to hide the facts in order to curtail the size of the food-stamp program. But Moneysworth, the crusading consumer-affairs and personal-finance newspaper, is pleased to announce publication of a daring, enriching, honey of a booklet that reveals all. Its title is: **YOUR PIECE OF THE PIE: How To Cash In On Food Stamps**, and a copy is yours **ABSOLUTELY FREE** with a 2-week subscription.

How much does a subscription cost? Incredibly, **ONLY \$2.99!**

In case you're unfamiliar with Moneysworth, let us explain that it is America's most authoritative, scintillating, wallet-fattening periodical dealing with consumer affairs. It is now read by over three million passionate devotees.

Each issue brims over with such high-interest, inflation-defying, Miass-touch articles as:

- Earn 12 1/4% on Your Savings
- Air Travel at 50% Off
- States with Best Unemployment Pay
- Prosperity in Alaska
- The Amazing new Two-Engine Car
- Today's Soldiers Command High Pay
- Cars that Are Stingiest with Gas
- Low-Cost Insurance for Non-Smokers

- Checking Accounts that Pay Interest
- Buying Prescriptions at Cut-Rate
- Where Retirement Benefits Go Far
- How Mrs. Rockefeller Practices Thrift
- The "Yurt": Incredible \$350 House
- Scholar Dollars for the Middle Class
- Don't Sneeze at This Cold Remedy
- Deductible "Do-Good" Vacations
- Sugar at 9¢ Pound
- Get 7 Bestsellers for the Price of 1
- VW Gets the Jump with Its Rabbit
- Buying a Guitar You Won't Fret Over
- Picking the Best Locks
- Trimming the Cost of a Haircut
- Fake Meat Can Be a Real Value
- Hall the Checker Cab!
- Cookware that Won't Go to Pot
- How Doctors Diet
- Is Cancer Contagious? New Findings
- Legal Ways to Beat Sales Taxes
- The Nickel Phone Call Rises Again

In short, Moneysworth is a live wire sparking off hot information on the current money scene. It galvanizes readers all over the country into sending ardent letters like these:

• "Thanks to Moneysworth, I am \$5,417 richer. I battled the Social Security Administration unsuccessfully for 18 months, then finally won out by following the advice of your article 'By All Means, Appeal!'" —S. Dominguez; Waterbury, Conn.

• "Your article on air-fare 'triangular' routes was an astonisher. My wife and I saved \$100 each on a trip to New York by stopping off at Las Vegas as you suggested." —H. Kesselman; Los Angeles.

• "Boys, you are not going to believe this, but I have parlayed \$146 into \$90,000 thanks to your informative article on breaking into real estate." —Horace T. Pinrose; Montgomery, Iowa.

• "The government has proven itself completely impotent in the fight against inflation. My only salvation comes from advice I find in Moneysworth. It save me as much as I lose through inflation." —Theresa Ramseier; San Francisco.

• "Your article on the 15% interest paid by Mexican banks has made it possible for me to retire in style." —Eric T. Svenson; Fallbrook, Calif.

• "Your write-up on income averaging for tax purposes saved us \$1,100 this year. We didn't realize retirees could do this." —Mr. & Mrs. J.W. Long; Morro Bay, Calif.

• "We salute Moneysworth for its excellent report on our free sex-counseling-by-telephone service. As a result of it, we've received calls from all 50 of the United States—including Hawaii and Alaska—and even a few from Europe and Africa." —Community Sex Information; Boston; (617) 232-2335.

• "Your recommendation that readers reduce orthodontic bills by having the work done at a university dental school saved me \$1,350 on my daughter's teeth." —Bob Walters; Oxon Hills, Md.

• "Your tip on flying to Europe via Afghanistan saved me \$450. You've made me a subscriber for life." —Charles B. Fager, M.D.;

Harrisburg, Pa.

• "Your advice on Social Security resulted in a \$3,135 lump-sum cash payment to my wife, and \$171 monthly pension. The best investment I ever made was a subscription to Moneysworth." —Dr. Herman W. Hortop; La Grange, Ill.

• "As a result of your article on nonprofit, low-cost memorial associations, we have been receiving 400 inquiries per day. You'll get an inkling of the immense amount of money your subscribers have saved when you realize that each of our members saves well over \$1,000 on a funeral." —R.J. Stevens, President, Continental Association of Funeral and Memorial Societies; Chicago.

• "Your tip about deducting the cost of transportation between my two teaching jobs saved me in taxes at least the cost of a ten-year subscription. Not only that, but your publication is lively, off-beat, a delight to read." —Professor Reuben Garner; State University College; Brockport, N.Y.

• "Thanks to your article 'How to Buy a New Car for \$125 Over Dealer's Cost,' I just bought a Chevy at a saving that I estimate at \$350." —Ron Bromert; Anita, Iowa.

• "Your article 'Inaccurate Billing by the Phone Company' led me to discover four years of overcharges. I got a \$1,593 refund." —Armand DiRienzo; Bristol, Pa.

• "Moneysworth's product ratings sure stretch the dollar. I bought the Canonet 35MM rangefinder camera you recommended, and saved 30%." —R. Goodrich; Tucson, Ariz.

• "Your article 'How to Fight a Traffic Ticket' saved me a \$200 lawyer's fee and a ticket." —W.R. Wendel; Hicksville, N.Y.

• "Your article on how to save \$100 on a color TV worked. Moneysworth sure knows how to hold onto the green." —P. Allen; Dir. Student Union; Henderson College; Arkadelphia, Ark.

• "Your article on 'coupon refunding' got my husband and me hooked on the hobby. It saves us enough each year to pay for our vacation." —Grace Ellen Feingold;

Brooklyn, N.Y.

• "You sure did us a good turn recommending Mayflower for our move from California to Minnesota. Would you believe the bill was a hundred bucks under the estimate?" —D.J. Ganser; Owatonna, Minn.

• "Upon Moneysworth's advice, I asked the phone company for an itemized bill. As a result, I discovered that for years I had been paying for a nonexistent extra line. Result: A \$550 refund. My trial subscription has paid for itself 110 times over!" —George Petsche; Washington, D.C.

• "Your report that dentures cost only \$40 at the Sexton-Shealy Dental Clinic of Florence, South Carolina, saved me hundreds of dollars. They fitted me up in 24 hours and I completed the entire procedure during a vacation to Florida." —Mrs. H. Petruccio; Frackville, Pa.

• "Moneysworth is aptly named. To paraphrase Churchill, 'Never have so many paid so little for so much.'" —D. Alpern; Pittsburgh, Pa.

As you can see, reading Moneysworth is the next best thing to being born rich. It is absolute protection against the ups and downs of economic fortune.

The price of a 32-Week Introductory Subscription to Moneysworth is, as we said, **ONLY \$2.99!** And you get **YOUR PIECE OF THE PIE: How To Cash In On Food Stamps** —**ABSOLUTELY FREE!!**

To enter your subscription, simply fill out the coupon below and mail it, with payment, to: Moneysworth, 251 W. 57th St., New York, N.Y. 10019.

Get your copy of the food-stamp guide today. You're entitled to a piece of the pie—even if you're upper crust.



MONEYSWORTH, 251 W. 57TH ST., NEW YORK, N.Y. 10019

I enclose \$2.99 for a 32-week subscription to Moneysworth, the authoritative, scintillating, wallet-fattening fortnightly newspaper. I understand that I will receive—**absolutely free**—a copy of **YOUR PIECE OF THE PIE: How To Cash In On Food Stamps**.

**EXTRA BONUS OFFER:** Check this box  enclose \$5 and get A **WHOLE YEAR** of Moneysworth, plus a copy of the food-stamp guide, and a copy of the booklet all of America is talking about, "Stake Your Claim! How to Work the Social Security Gold Mine."

Name \_\_\_\_\_

Address \_\_\_\_\_

City \_\_\_\_\_ State \_\_\_\_\_ Zip \_\_\_\_\_

Legal notice: © Moneysworth mcmia, Inc. Trademark registered U.S. Patent & Copyright Office. Real names and localities have been used in testimonials except insofar as written permission to quote had not been received as this ad was sent to the printer. All circumstances, statistics, claims, etc., are completely true. FN\*

# Do-it-yourself Plans for Genuine Cedar Closets

Now it's easy and inexpensive to have the fresh aroma of real cedar in your closets. Giles & Kendall Cedar Panels are applied with nails like any paneling and butt snugly at joints. They're 100% red cedar flakes compressed in an attractive pattern. No finishing needed. No tedious fitting of tongue and groove cedar boards. Send 50¢ for this booklet of easy cedar closet plans.



## GILES & KENDALL, INC.

P.O. Box 188, Huntsville, Alabama 35804

Please send me your Cedar Closet Plans Booklet. I enclose 50¢.

Name \_\_\_\_\_

Address \_\_\_\_\_

City \_\_\_\_\_

State \_\_\_\_\_

Zip \_\_\_\_\_

PM-11



## AUTO-REPAIR COOPERATIVE

(Continued from page 30F)



Old crankcase oil poses a disposal problem. William Cooney pours it into his home oil-burner tank to be burned.

the dirty crankcase oil which was accumulating. Bill Cooney came up with the answer.

For 25 years Cooney has been discarding oil he's been draining from his cars into his home's oil burner fuel tank. The relatively small quantity of crankcase oil mixes with the No. 2 fuel oil and is burned.

"Never had a problem with my oil burner," Cooney says, which is one reason he changes oil so frequently . . . twice a month for the Volkswagen and once a month for the Chevy.

"It's good for my cars, and I don't pollute by dumping it," he states.

### Co-op home repairs, too

The cooperation exhibited by members of the co-op extends beyond auto repair to home repair. They have purchased equipment and tools designed for the house.

Members, for example, collectively do their own appliance repair. In relating experiences in this area, Rosenberg unconsciously summed up for me the underlying philosophy of the Massapequa Mini Co-op when he said, "Very few repairmen ever set foot in any of our homes."

This philosophy has resulted in co-op members saving themselves a lot of money, while at the same time allowing them to pay the kind of careful attention to their cars and homes which no stranger, bearing the title "professional," would give. ★★★

## DON'T LET OUR NEW MAGNATRAC WITH ALL-GEAR POWER

ASSEMBLE IT  
YOURSELF



12 or 16 hp.!  
Fully enclosed  
tracks!

All-gear transmission!

All-new full track dozer offers unmatched work-power for serious gardening, snow removal, landscaping, lawncare. 41" wide Magnatrac goes almost anywhere. Easy to drive.

## ... MAKE YOU FORGET MINI-DOZER



Buy Struck Kit Crawlers factory direct. Use on any ground conditions. Over 30 attachments. Assemble kit on weekend. Earn extra cash doing odd jobs or resell dozer for big profit. Thousands of Struck Kits sold — you cannot buy more workpower per dollar invested. Send for CATALOG showing crawler kit construction and

uses — 50¢. Complete PLANS for fabricating tractor (specify Magnatrac or Mini-Dozer) from local materials — \$5 (refunded on any purchase).

**STRUCK KIT** Struck Corp., DEPT. PM115  
Cedarburg, Wis. 53012

## IT'S HERE! TRUSTAN 7 RUST CONVERTER



### Rust Elimination Without Scraping or Sanding

Why in today's economy should you let rust eat your money away. Why watch your car, tools, sheds, etc., rot away forcing replacement.

It can be stopped with the revolutionary new chemical treatment "Trustan 7" converter and protector.

This is not a dangerous acid or a coverup, but a newly developed and patented product that eliminates existing rust with a simple brush application.

All you do is apply "Trustan 7", overnight it breaks down the rust at the atomic level stopping it dead while establishing a shield impervious to air and moisture. Unlike other products the elimination is visible because when conversion occurs the red rust is changed to blue/black.

The surface can then be painted with paint of your choice and the manufacturer guarantees to refund full purchase price if rust breaks out within two years.

Order today and stop watching rust eat a hole in your pocket.

7 oz. container will eliminate 50 square feet of rust. Send \$4.00 (includes postage and handling) to:

**Thomas Products Co.**  
Dept. PM-5  
Box 199  
Successunna, N.J. 07878

# LIVE IN THE WORLD OF TOMORROW... TODAY!

And our FREE 164 PAGE CATALOG is packed with exciting and unusual values in hobby, electronic and science items — plus 4,500 finds for fun, study or profit... for every member of the family.

## A BETTER LIFE STARTS HERE

### OWN A WORKING DUTCH WINDMILL

Easily build a charming 1/5 scale replica of the real thing with our detailed plans, blueprints, list of materials needed and explicit instructions. 8' size can generate 1000w (12v current) of free electricity from the wind! 2', 4' & 8' sizes stand 3'6", 7' & 14' high, respectively. Get kudos from your neighbors for the beauty & practicality. If you're the least bit handy you can do it for \$250-\$350 (incl. complete material cost). Go Dutch!  
Stock No. 9130H ..... \$15.95 Ppd.



### LOW COST 7X INFRA-RED VIEWER

For Infra-red crime detection surveillance, security system alignment, I.R. detection, laser checking, nite wildlife study, any work req. I.R. detection & conv. to visible spectrum. Self cont. scope w/ everything incl. I.R. light source, 6v or 12v power, 6932 I.R. converter tube, f/4.5 objective lens, adjust, triplet eyepiece. Focuses from 10' to infinity.  
No. 1659H ... (11x14-1/4x3") ... \$275.00 Ppd. WITHOUT LIGHT SOURCE  
No. 1648H ..... \$225.00 Ppd.



### BIG 6 x 6" OPAQUE PROJECTOR!

Great buy! New light-weight compact enlarges any picture or print matter up to 6x6" for big projection 30 to 144" away. True color reproduction! Feat.: optically polished glass lenses, heat-resist. plate glass mirror, curl-free slide tray, heavy duty motor, large fan, Reqs two 200w household bulbs (not incl). Steel body, 8" cord. 13x13 1/2 x 7 3/4".  
Stock No. 80.217H ... (9 LB.) ... \$79.95 Ppd. DELUXE 5x5" OPAQUE PROJECTOR  
No. 71.272H ... (SUPER SHARP)... \$159.50 Ppd.



### WORLD'S SMALLEST CALCULATOR!

Small but mighty! 8-digit, 3-function electronic calculator does everything big ones do—even has automatic % key... for only \$19.95. Take it anywhere. Fits in your pocket—in size of cigarette pack. 2-oz. dynamo features floating decimal, constant key, load zero depression, more! Operates on two 1.5v Mallory PX #25 camera batteries (included). 2 x 2.8 x 0.4" with plenty of room for most fingers. Another Edmund first with advanced technology.  
Stock No. 1945H ..... \$19.95 Ppd.



See THE STARS, MOON, PLANETS CLOSE UP!

### 3" ASTRONOMICAL REFLECTING TELESCOPE

30 to 90 power. Famous Mt. Palomar type. New rings of Saturn, fascinating planet Mars. Seas and Craters of the moon, star clusters in detail. Aluminum and overcoated 3" diameter f/10 primary mirror, ventilated cell, Mark type equatorial mount, Duralite PVC tube. Includes 1" F.L. 30X Ramsden, Harlow lens to triple power, 3X finder telescope, hardwood tripod. Included FREE: STAR CHART—HOW TO USE!—book.

- Stock No. 85.240H ... \$ 59.95 Ppd.
- DELUXE 3" REFLECTOR TELESCOPE
- = 80.162H ..... \$ 89.95 Ppd.
- 4 1/2" REFLECTOR (48X to 135X) .....
- = 85.105H ..... \$159.50 FOB
- 4 1/2" REFLECTOR W. CLOCK DRIVE
- = 85.107H ..... \$219.50 FOB
- 6" REFLECTOR (48X to 360X) .....
- = 85.187H ..... \$249.50 FOB
- 6" REFLECTOR W. CLOCK DRIVE
- = 85.086H ..... \$285.00 FOB



### IS SOLAR HEATING FOR YOU?

You'll know if you take an hour to read this vital book by solar home heat experts. It enables you to check out your house point-by-point, room-by-room: insulation, room use, home layout, living habits, more! This timely, tone and home survey analysis can help you save \$1,000's by eliminating unnecessary changes, using better design, knowing if you should try to convert to energy-and-money-saving solar heat fully or just make partial changes, if any.  
No. 9515H (SOLAR SURVEY BK.) ... \$9.95 Ppd.

### "FISH WITH A MAGNET"

Go treasure hunting on the bottom! Fascinating fun & sometimes profitable! Tie a line to our 5 lb. Magnet—drop it overboard in bay, river, lake or ocean. Troll it along bottom—your "treasures" haul can be outboard motors, anchors, other metal valuables, 5 lb. Magnet is war surplus—Alnico V Type—Govt. cost twice our price. Lifts over 150 lbs. on land—much greater weights under water.  
Stock No. 72.103H ... (5 lbs.) ... \$17.50 Ppd. GIANT ELECTROMAGNET LIFTS 500 lbs.  
Stock No. 71.936H ..... \$34.50 Ppd.

### PRO ELECTRONIC SOUND-CATCHER

Parabolic mike w/18-24" transparent reflecting shield & 2 I.C.'s in amplifier magnifies signals 100x that of omni-direction mikes. Catch sounds never before heard! Highest signal to noise ratio poss. Earphones, tape recorder output, tripod socket; req. two 9v trans, batt. (not incl).  
No. 1649H ..... (5 1/2 LB.) ... \$299.00 Ppd. LOW COST MODEL: NO EARPHONES, ELECTR. CIRC.  
No. 1665H ..... \$199.95 Ppd. LOWER SENSITIVITY ECON. MOD. W/O ELECTR. CIRC.  
No. 80.242H ..... \$89.50 Ppd.

### AUTHENTIC SCALED WINDMILLS

Real-thing replicas show wind direction, wheel silently revolves on ball bearings, give your grounds unique rural charm! Great centerpiece for planters, flowers. Use to hold yard light, house number, sign or as mailbox. For school, a fine "energy crisis" science project—does everything but pump water. Heavy gauge steel, durable outdoor finish; aluminum color w/red trim.  
(17" DESK MOD.) No. 71.923H ... \$11.95 Ppd. (4 1/2" x 14 LB) No. 71.924H ... \$34.95 Ppd. No. 85.229H ..... (8"-46 LB) ... \$49.95 Ppd.

## FREE BICENTENNIAL LIGHT SHOW IN BARRINGTON, N.J. ONLY 10 MINUTES AWAY AT EDMUND FACTORY STORE

**INCLUDED FREE OF EXTRA CHARGE \$41.00 LATHE CHUCK** (TIL 12/31/75)

**UNIMAT: 5-IN-1 MACHINE SHOP!**

It's a lathe, miller, grinder, polisher & drill all in one compact (14 1/2 x 5 x 5 1/2) precision tool! Turn, face, bore, grind, saw, mill, thread, drill, sand, ball, divide—do hundreds of jobs on this one Austrian made machine. Change set-ups in seconds! Headstock rotates, revolves 360°, use vertically too; spindle acc. to .0005" taper gives 11 speeds (100-720 rpm); 1/10 hp 115AC motor; grinding wheel arbor, more! 40-pg handbook shows how easy to use.  
No. 85.175H ... (5HPG. WT. 33 LB.) \$199.50 FOB

**RUN A WORKING STEAM ROLLER!**

Authentic English hand-crafted model made of heavy-gauge metal, powered by steam so you can run it forward, backward, regulate speed, pull other models, lock roller and run engine independently. Just set steering or use the 12" extension steering rod and drive it yourself! The fun even includes a traditional black chimney for the exhaust, which can power the mighty whistle. To run, fill the safe vaporizing spirit lamp w/ wood alcohol (not incl).  
No. 71.934H (4 lb; 10 1/2 x 6 x 7") \$44.50 Ppd.

**NASA-CHOSEN FOR APOLLO/SOYUZ**

157 mi. out in space, the Astronauts used this super 20X60 binocular (modified to view Earth! Our biggest, most powerful for distance. Far-off objects come in big, clear & sharp to the edge through big 60mm objective lenses; 17 1/2" field of view at 1000 yds. Relative brightness, 9.0. Fully coated optical 20X speed design eye lenses. Coated BK-7 Porro prism. Extra long All-American style with fold-down rubber eyecups. Includes case & straps.  
No. 1555H ... (9 1/2 x 6 1/2") 47.5 oz. \$99.95 Ppd.

**SOLAR ENERGY CUBE!**

Unique demonstrator dramatically shows how sunlight converts to kinetic energy. Clear plastic Solar Energy Cube placed in the sun with its 3 highly efficient silicon solar cells powers the motor to whirl the propeller! Unit actually produces 1.5v DC, 825ma. Same cells found in our mighty panels. Speed directly related to sunlight available. Nothing to wear out! Great for executives, hobbyists, teachers.  
No. 42.287H ... (4 X 4 X 4") ... \$19.95 Ppd.

**SUPER POWER FOR ANY AM RADIO**

New antenna assist turns a tiny transistor into a tiger, has pulled in stations 1000 miles away! Just set it beside your radio (no wires, clips, grounding) and fine-tune Select-A-Tenna's dial to same frequency—"Gambusters"! Terrific for sportsmen, vacationers. Great for clearing weak signals in radio depressed areas, off-coast islands, stations in crowded frequencies. Solid state—uses no electricity, batts., tubes. Works almost forever.  
Stock No. 72.095H ..... \$15.95 Ppd.



**MAIL COUPON FOR GIANT FREE CATALOG!**

164 PAGES • MORE THAN 4500 UNUSUAL BARGAINS

Completely new Catalog. Packed with huge selection of telescopes, microscopes, binoculars, magnets, magnifiers, prisms, photo components, ecology and Unique Lighting items, parts, kits, accessories — many hard-to-get surplus bargains, 100's of charts, illustrations, for hobbyists, experimenters, schools, industry.

**EDMUND SCIENTIFIC CO.**  
200 Ed. Arg Building, Barrington, N. J. 08007  
Please rush Free Giant Catalog "H"

Name \_\_\_\_\_  
Address \_\_\_\_\_  
City \_\_\_\_\_ State \_\_\_\_\_ Zip \_\_\_\_\_

**COMPLETE AND MAIL WITH CHECK, M. O. OR CHARGE NO. EDMUND SCIENTIFIC CO. 300 Edscorp Building, Barrington, N.J. 08007**

How Many Stock No. \_\_\_\_\_ Description \_\_\_\_\_ Price Each \_\_\_\_\_ Total \_\_\_\_\_

PLEASE SEND GIANT FREE CATALOG "H"

Charge my BankAmericard \*

Charge my Master Charge \* Add Handling Chg.: \$1.00, Orders Under \$5.00, 50¢, Orders Over \$5.00

Interbank No. \_\_\_\_\_

My Card No. is \_\_\_\_\_

Signature \_\_\_\_\_

Card Expiration Date \_\_\_\_\_

**30-DAY MONEY-BACK GUARANTEE.** You must be satisfied or return any purchase in 30 days for full refund. \*\$15.00 minimum

Name \_\_\_\_\_  
Address \_\_\_\_\_  
City \_\_\_\_\_ State \_\_\_\_\_ Zip \_\_\_\_\_

# ALL OUTDOORS

WITH BILL McKEOWN



## Where the action isn't

Mid-season crowding at Yellowstone, Yosemite and the Grand Canyon is no secret, but many other national parks, monuments, memorials, recreation areas and even seashores are almost unknown—and unvisited. Ever hear of exploring the caves, hiking the nature trails, visiting the museum or camping at Lava Beds National Monument at Tulelake, Calif.? How about Pinnacles National Monument, John Muir National Historic Site or Channel Islands National Monument (with its scuba diving, primitive camping and fishing) in the same state?

Florida is another visitors' mecca, but do you know its DeSoto National Memorial, Fort Matanzas National Monument, Fort Caroline National Memorial on the Gulf Islands National Seashore? These, plus 35 other states and the Virgin Islands have little-known National Park Service attractions, many with camping facilities and a number near National Forests and state parks as well.

And now, a search mission is no longer necessary to locate an unspoiled park with plenty of room. The National Park Service has published a 44-page, 60-cent booklet, *Visit A Lesser-Used Park*, that lists hundreds of uncrowded spots from among the 286 areas it administers. The booklet is available from the Government Printing Office, Washington, D.C. 20402. Details about any location you choose can be requested by mail from the addresses given in the booklet. It makes bargain reading for off-season study.

## The bigger picture


The recent TV feature, *Guns of Autumn*, managed to show nonhunters what was bad about the sport—and how any activity with about 25 million participants is likely to include a lunatic fringe. What was omitted was a study of the reasons these same millions of us enjoy the outdoors.

Hunters are the ones who pay the excise taxes and license fees which make possible wildlife management, proper limits on game, and the protection and care of animals and birds that will never be hunted. The average hunter is in favor of the strong

restrictions that outlawed market hunting long ago, and wants the necessary restrictions today to keep the sport a sport.

But any true picture of hunting must also show long pleasant days afield when no shot, perhaps, is fired and a family simply enjoys the out-of-doors. Remington's excellent loan film for clubs, "A Question of Hunting," tries to explain some of this while covering the pros and cons of the sport.

Fishing, mountain climbing, camping, snowmobiling—almost any activity can be shown in a bad light. To get the full view, it is necessary to see both sides.



**Flying-speed power**—that's the strength of next year's new six-cylinder outboards, as these racing prototypes showed in this spectacular multifold sequence during OPC Nationals at Miami's Marine Stadium. Miami-Metro photog Dan Cowan got the action; three drivers received only bruises.

## Race for racers

This month—on Nov. 29th—12 of the world's top boat drivers are scheduled for an unusual test at Miami's Marine Stadium. Selected by unlimited ace Bill Muncey from among international hydroplane, offshore, closed-course and marathon class champions, the drivers will be put in identical tunnel hulls with Evinrude powerplants. Final test will include three 10-lap heats with drivers exchanging boats after every heat. The winner is likely to be the best there is.

## Steel-load safety

Because ducks insist on eating lead shot and getting poisoned by it—and because designated federal and state areas along some flyways now require that hunters use steel shot instead—reloaders must follow some new rules. Recommendations from the Sporting Arms and Ammunition Manufacturers Institute advise special cautions for do-it-yourself loaders making the switch to steel. A number of reloading details are still in the development stage, but latest pointers include:

1. No components (shells, powders, primers, wads, pouches) other than those specifically recommended as suitable for steel-shot shotshells should be used in handloading.

2. Steel shot should not be substituted for lead shot in factory-loaded shells of any gauge.


3. Steel shot for shotshells is specifically designed for them and is considerably softer than air rifle shot, peening shot, ball bearings and other common steel-ball products. None of these others should be used in place of the proper steel pellets in shotshells; many are much harder than shotgun barrels and could cause damage.

4. Steel shotshell components should not be used for lead shotshell reloading unless specifically so recommended by the manufacturer.

5. Special shot pouches, collars and other protective means of insulating steel shot from the barrel wall during firing are essential to prevent barrel damage, and conventional lead-shot pouches are not adequate for steel.

6. Steel plates or other hard-sur-

(Please turn to page 161)




## Worn spark plugs can cost you money. New AC Spark Plugs can help save you money.

Worn, misfiring spark plugs can cost you plenty — in terms of money spent for wasted gasoline.

So if you're not getting your money's worth from your gasoline, it's a good idea to go under the hood and pull one of your plugs. It'll probably give you a good indication of how your ignition system is doing.

If your check shows you're

due for a tune-up, go with the names you know, AC Fire-Ring Spark Plugs and Delco-Remy Ignition Parts.



There's an AC-Delco Tune-up Team engineered for your car and your kind of driving, designed to work together to help you get the mpgs and smooth performance you should be getting.

So tune up and go with the names you know. AC-Delco. You'll feel the difference on the highway, and at the gasoline pumps.

**Go  
with the names  
you know.**



AC-DELCO DIVISION OF GENERAL MOTORS CORPORATION

## MOTOR OIL TESTER

**Do you really know when to CHANGE YOUR OIL?**



**OIL THAT LOOKS CLEAN COULD BE DESTROYING YOUR ENGINE—OIL THAT LOOKS DIRTY MAY BE GOOD FOR THOUSANDS OF ADDITIONAL MILES**

Don't just check your oil level, test it at the same time. The Motor Oil Tester will indicate the condition of crankcase oil. Four basic parameters; ACID, DISPERSANCY, CONTAMINATION AND VISCOSITY are considered, the importance of each is fully discussed in the Instructions, which are in themselves a mini-course in engine lubrication. The test data provides information as to the condition of the engine and will detect symptoms of developing problems before they become severe. In addition the Tester provides a means to evaluate OIL ADDITIVES. The test itself is accomplished in minutes using a drop of oil from the dipstick.

If you own, operate and/or maintain a gasoline or diesel internal combustion engine — be it in a automobile, boat, truck, motorcycle, tractor, power plant, pump or whatever — the MOTOR OIL TESTER will prove to be the single most

important preventive maintenance tool you can own. The MOTOR OIL TESTER\* will pay for itself if it saves just one oil/filter change. It may even save your engine. Either way it has to be the best and least expensive engine insurance you can buy. The kit contains sufficient supplies to test two cars for one year. \$6.95 + 55¢ postage & handling. California residents add 6% sales tax.

**OIL RESEARCH ASSOCIATES**  
Atlantic Richfield Plaza Station  
Box 71024, Los Angeles, CA 90071


Enclosed \$.....  CK  MO  Info. Only  
Charge:  Bankamericard  Master Charge  
Acct. # ..... Exp. Date .....  
Signature .....  
NAME .....  
ADDRESS .....  
CITY ..... STATE ..... ZIP .....

## FINISH CORNERS • CUT MOULDING WITH ANY ELECTRIC DRILL NO \$50 ROUTER OR \$6 BITS NEEDED!

You don't have to buy an expensive Router to finish corners, moulding & trim. "ARCO" Cutters do the work at a fraction of the cost. Simply slip the Cutter's 1/4" shank in any drill and it's ready to produce! Dual Guides assure accurate cuts along entire length & width of workpiece. Cuts wood, plastics, soft metals. Quality-made in U.S.A. of hardened steel. These Cutters also fit & work with all Electric Routers.

### No. 6—3 PIECE CUTTER SET

**\$5.85**



FANCY COVE-CUTTER


CUTS 1/4" CONTOURS

ROMAN OGEE-CUTTER

RABBIT-CUTTER

### No. 3—3 PIECE CUTTER SET

**\$6.25**




ADJUSTABLE BEVEL-CUTTER cuts 45° bevels from 1/32" to 5/16" wide

2 RADIUS CUTTERS for 1/8" and 1/4" ROUND CORNERS

### No. 7—3 PIECE CUTTER SET

**\$5.85**



BEADING-CUTTER

CUTS 1/4" CONTOURS

COVE-CUTTER

OGEE-CUTTER

### MAIL THIS COUPON TODAY!

ARCO PRODUCTS CORP., Dept. PM-11  
110 West Sheffield Ave., Englewood, N.J. 07631  
Ship at once on your 30-day Money Back Guarantee:

- No. 3, 3-PIECE CUTTER SET ..... \$6.25  
 No. 6, 3-PIECE CUTTER SET ..... 5.85  
 No. 7, 3-PIECE CUTTER SET ..... 5.85  
 No. 6703, ALL OF ABOVE 9 CUTTERS ..... 14.95  
 I enclose Check, M.O.—SHIP POSTPAID.  
(No C.O.D.'s)

Name.....  
Address.....  
City..... State..... Zip.....

### SPECIAL SAVING!


Order all of above 3 Sets at our Special Money-Saving Price. No. 6703, total of 9 Cutters, only **\$14.95**

These & over 300 other ARCO Tools available at Hardware Depts. everywhere, or order direct on 30-day Money Back Guarantee.

## HINTS

### FROM READERS

#### Opening chain links



To open heavy chain links, I've found it practical to insert the head of a pair of pliers in the link and turn a large screwdriver blade against the flat surface.

—Richard Braithwaite, Hatboro, Pa.

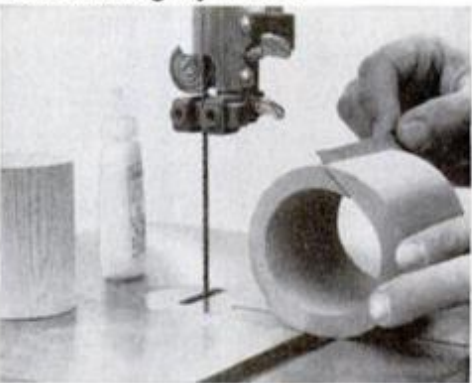
#### Less messy oilcan



An oilcan gets messy pretty fast, and soon you can't set it down without leaving a ring. A felt washer over the spout will catch drips and leave the can clean.

—Ken Patterson, Regina, Sask.

#### Bandsawing cylinders



Deep, hollow wood cylinders can be cut with a bandsaw if hollowing out is done with a sharp-angled entry cut tangential to the cylinder's inside circumference. Thin veneer can then be glued into the blade kerf to close the cylinder solidly.—Rosario Capotosto, Greenlawn, N.Y.

# If this isn't one of the most incredible tool inventions of the century, our name isn't Black & Decker.

It's called the Workmate™. It's part bench, part vise. It's lightweight, portable and remarkably strong.

It holds up to 350 lbs. of dead weight, it's got an incredible variety of clamping positions and it folds up to the size of a suitcase, so you can tuck it away when you're not using it.

From the top of its laminated birch-ply work surface to the bottom of its sturdy steel legs, it stands practically unrivaled in ingenuity and cleverness of design.

## The Vise Jaws and Clamps

The top of the Workmate is, in effect, a giant 29"-long vise. The jaws are controlled by two separate clamps that work

independently. This means you can open one end wider than the other to hold an irregularly shaped object, like a bicycle. An extremely handy feature. (Another handy feature is the V-groove in the vise jaws, for firmly clamping pipes.)

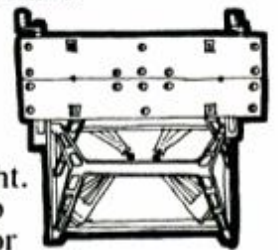


## The Swivel Pegs

There are 20 holes in the Workmate's top. These holes are "stops" in which swivel pegs are placed. Because the pegs turn to grip at any angle, you get an adaptability of clamping positions most regular workbenches don't have.


## The Frame

The Workmate's frame is a combination of steel and die-cast aluminum. Its skeletal quality gives it great strength, but surprising lightness in weight. It can be easily carried from job to job. The bottom legs fold in or out, giving you a choice of two working heights. And, of course, the whole frame folds up completely, for amazingly handy storage.



The incredible Workmate. Only from Black & Decker.



A tool you can work with at a price you can work with.  **Black & Decker.**  
For your nearest Black & Decker dealer, call 800-243-6000 FREE, day or night. In Connecticut, call 1-800-882-6500.

# A really good hi-fi for under \$230

What's the secret?  
It's monophonic.



Advent's new, \$125 FM radio sounds so good it's a pity to waste it just on FM listening—especially when, for just about \$105 more, you can turn it into an equally good phonograph.

Getting a phonograph signal into the Advent looks easy: There's an input jack on the back with a switch so you can listen to FM or the input at will. But you can't feed a magnetic phono cartridge (needed for good sound and low record wear) directly into it. You have to use a preamplifier between the cartridge and input to get enough sound and to correct the balance between bass and treble. But you don't need a hi-fi component preamp: An \$11 one like Lafayette's 99 F 02198 does fine.

Advent's 2-piece, \$125 FM radio (above, right) becomes a really good monophonic radio/phonograph system when you add a Garrard changer module (about \$80), a Lafayette phono preamp (\$11), and a Y-connector (about \$1.85).



For a turntable, we used a Garrard 42M, including cartridge and base; it's been replaced by the 440M, with improved tone arm, for \$80. The cartridge with either Garrard is a stereo type, so you can play stereo records without damaging them. But since it has two channels of output, you also need a Y-connector (Lafayette 99 F 00937 or 99 F 00903 or equivalent) to funnel both channel signals to the Advent's one-channel, monophonic input. Connect the Y between cartridge outputs and one preamp input—combining the preamp's outputs may damage its circuitry. You'll need a cable from the preamp output to the Advent's input jack. To stop hum, attach the green ground wire from the phonograph to any screw on the preamp case.

The volume is a bit limited—some portable radios sound louder, though not as good—and you forego the depth and directionality of stereo. But within these limits, you'll find this a very nice little hi-fi.—*Ivan Berger*

**Connections are simple.** Phono leads go into Y-connector which feeds one channel of preamp; output of that channel feeds the Advent radio's input jack (its other jack is for tape output). The green ground wire goes to any screw on the case of the preamplifier.

## Don't have a silent night this Christmas.



The Bell & Howell  
Filmsonic Super 8  
Sound Movie System.



Capture both the sights and sounds of Christmas this holiday season. With a Bell & Howell Filmsonic™ super 8 sound movie system.

With the Filmsonic cameras and projectors, sound movies are no longer a novelty. Not when you see and hear how easy it is to get professional-quality results.

This year, find out for yourself. Before it's too late. Because the real spirit of Christmas isn't just what you see. But also what you hear.

**BHMC**



BELL & HOWELL / MAMIYA COMPANY

©1975 BELL & HOWELL / MAMIYA COMPANY.  
All Rights Reserved. Bell & Howell, Filmsonic and Focus on America are trademarks of the Bell & Howell Company.



# You're paying for a tune-up whether you get one or not.

## Untuned cars waste 1 to 2 gallons per tankful.



Before you think, "They're not talking to me," read the next sentence.

3 out of 5 cars on the road today need a tune-up.

That means there's a good chance we are talking to you. Especially if it's been 10,000 miles since your last tune-up.

A tune-up with Champion Spark Plugs can help save you that one to two gallons per tankful (depending on the size of your tank). To say nothing of giving you surer starts and better engine performance all winter.

Gasoline is just too expensive to waste. So get your car back in tune. Take it to your mechanic and say "Fill 'er up with Champions." Then you won't have to say "Fill 'er up with gas" nearly as often.



## Fill 'er up with Champions.



# SCIENCE WORLDWIDE



## Blimey, but it's a big one!

The development of oil fields in the North Sea, where drilling sites tend to be in deep water and the weather rambunctious, requires powerful, outsized equipment. *Graythorp II*, said to be the world's largest drilling platform, was recently towed from the Laing Offshore yard near Hartlepool, England, to a site in Britain's "Forties" oil field.

Supported by special barges and towed to sea on its side, the platform was dropped into position after a 250-mile trip and anchored to the seabed with steel pilings. *Graythorp II* measures 470 feet from base to top and weighs some 20,000 tons. When outfitted with deck sections and a drilling derrick, the platform will reach a height of 690 feet.

## Protein from tropical bean

An obscure tropical plant—the winged bean—has the potential to become a major protein-producing crop in areas of the world where protein is desperately needed. So states a report recently issued by the National Research Council, a scientific advisory group to the federal government.

Almost identical to the nutritious soybean, the winged bean's seed averages 34 percent protein and 17 percent oil. Its foliage is used both as a leafy vegetable and a healthful animal feed, and the 20 percent protein content of its slightly sweet-tasting roots far surpasses the two percent of potatoes and other root crops. The

plant now grows abundantly in Southeast Asia, but the rest of the world seems unaware of it, the Research Council report states. It should be possible to grow the bean in protein-hungry areas in Central and South America, Africa, the Caribbean and West Asia. The soybean has not adapted well in these regions.

## Coal field in Massachusetts

New England, more dependent on imported fuel than any other U.S. region, has an untapped energy source, reports the Federal Energy Administration. Under the crust of southeastern Massachusetts lies what could prove to be one of the largest deposits of anthracite in the country, say FEA officials. Recent tests by the Bureau of Mines indicate the coal has a low sulfur content and a relatively high heating value. Presence of coal in the Bay State has long been known, but the last major survey of the area was made in 1947. If the quantity and quality of the deposit are confirmed by extensive core drilling, benefits to the Northeast could be significant, says the FEA.

## Speak softly to your plants

Though plants may respond to an occasional kind word, as some gardening enthusiasts claim, they do not like excessive noise. This was recently determined by researchers at Drexel University, Philadelphia, in an experiment with 12 coleuses, the

popular house plants that have broad, multicolored leaves. After the plants had achieved normal growth characteristics in an environmental chamber, they were subjected to 100 decibels of noise, the level of noise heard in a busy subway station. Within six days, the researchers report, the plants' growth rates had dropped an average of 47 percent. The scientists say that the continuous noise caused a severe water loss through the leaves, stems and other above-ground parts.

## Strong but not speedy

Cross a helicopter with a balloon, and what do you have? An Aerocrane. That's the name given the hybrid airship under development at the All American Engineering Co., Wilmington, Del. The craft is said to combine the heavy lift capability of a helium-filled balloon with the maneuverability of a helicopter.

Under a Navy contract, All Ameri-



can has built a 33-foot flying scale model (shown in photo). It's estimated the balloon will support all of the craft's structural weight and half of its slingload. Four wings, each with turboprop engine, extend from the balloon's equator. When power is applied, the entire wing-balloon assembly rotates. Large Aerocranes are expected to attain speeds of about 50 mph.

The primary military mission is seen as containership off-loading in support of amphibious operations. Commercial applications might include timber harvesting and general construction work. An Aerocrane could deliver a fully preassembled house to a building site. ★★

# '76 Pickup news from Ford



## Newest Ford 4x4

Ford's new 4-wheel-drive F-150 runs on any gas . . . through just about anything! Great for doing a job or for getting away from the mob. Called a heavy duty half-tonner, the F-150 can

actually haul over a ton. Heavy duty features like 4-speed shift and power disc/drum brakes are standard equipment. Options include full-time 4-wheel drive, Cruise-O-Matic.



## Extra Durability

Roomy regular-cab pickups have over 200 sq. ft. of galvanizing to protect sheetmetal . . . Twin-I-Beam up front for strength plus smooth ride . . . all-welded Styleside box with smooth covered corners. Ford builds 'em to last!



## Roomiest 2-Door

Ford SuperCab is the only 2-door cab roomy enough for a full-width, fold-down rear seat (optional, as are folding jumps). Seats a family of six! See your Ford Dealer.

**93 out of 100 of all Ford trucks built in the last 12 years are still on the job (R. L. Polk & Co. figures).**

# FORD

FORD DIVISION



Материал, защищенный авторскими правами



BY MORT SCHULTZ

# CAR CLINIC

## Milky Way

*The simulated vinyl wood-grain appliqué on the outside of our 1972 Chevrolet station wagon has taken on a whitish film. What can I do to restore the vinyl's appearance short of replacing it?—Paul Elstein, Worcester, Mass.*

Over a period of time, vinyl can attain a milky, frosty or gray appearance as wax or polish is applied and permitted to build up. As you may know, it is best not to wax or polish vinyl, but many people have their cars washed at commercial establishments that use wax in the washing process. This can permeate the vinyl and build up in a thick coating. The film often can be removed by cleaning with a wax remover.

Three such removers specifically recommended by Chevrolet are Prep Sol (DuPont), Pre Kleano (Rinshed-Mason) and Ditzo-440 (Ditzler). You should be able to get one of these at an auto-supply or hardware store.

## Posifacts about positraction

*Would you please discuss the causes of and cures for chatter in a positraction rear axle? The unit in my Pontiac has started making noise and I am really concerned. Overhaul is very expensive.—Richard Clines, St. Petersburg, Fla.*

Overhaul is usually not necessary. The two major causes of positraction chatter, which I define as a snapping or clunking noise that is most obviously heard when you are on slow turns, are:

1. Rear tires that don't rotate the same number of revolutions. This failing occurs when the two tires are not equal in circumference to within approximately  $\frac{1}{2}$  inch. It can happen when your car's tire inflation isn't equal, when the tire wear is uneven, when you have different tire brands or sizes on opposite sides, or if there was a variation in the molds used in manufacturing the tires.

2. A breakdown of the antichatter additives put into positraction lubricant—or failure to use positraction lubricant. *You should never use ordinary rear-axle lubricant in a positraction unit.*

To find the cause of your prob'em, first make sure that tire pressure

readings are equal. Then check the circumference of each rear tire around the center tread with a tape measure. If the difference between the two is more than  $\frac{1}{2}$  inch, the chattering is probably being caused by the constant slipping of the positraction plates which the difference in tire diameter is creating. You should purchase two tires that measure within the  $\frac{1}{2}$ -inch specification for circumference.

If tires don't appear to be causing the chatter, turn your attention to the lubricant. Drive the car until the rear axle gets warm and then drain the old lube. If you have to remove the rear-axle housing cover in order to do this, be certain you use a new gasket when reinstalling the cover. Refill the axle with the positraction lubricant recommended for your car.

In the case of GM cars, the GM positraction Lubricant is available from dealers in one-quart cans (part No. 1051022). When the axle is filled and driven 50 to 100 miles, enough of the new lubricant should have worked in between the plates to eliminate the chatter.

## Hot dogs

*I have a 1970 AMC Hornet with 302-cu.-in. engine and airconditioning. The heat from beneath the dash on the passenger side is very hot, and I have had to keep the airconditioning running to keep passengers comfortable. Is there a heat shield I can install to cut down on the heat?—William Petersen, Chicago, Ill.*

I don't think your car needs a heat shield. Instead, to keep passengers comfortable, I'd see that the heater-control-valve cable is operative and/or the heater-control valve is working. If the valve has failed or can't be closed, hot coolant will continually flow through the heater, dispensing some heat into the car.

Start by making sure the cable is connected and is not kinked. Then, with the heater turned off, let the engine warm up and feel the heater hose. If *both* are hot, the valve is defective. Get a new one.

## In the red

*The oil pressure gauge of my 1974 Capri registers in the red, but yet I'm experiencing no knock or any-*

*thing that indicates serious trouble. Do I have a problem or is my gauge bad?—Stanley Caldwell, Kelly AFB, Tex.*

I'll bet on a bad gauge since a new one has been issued. You can get it from a dealer using part No. D3RY9273-A.

## Should have used restraint

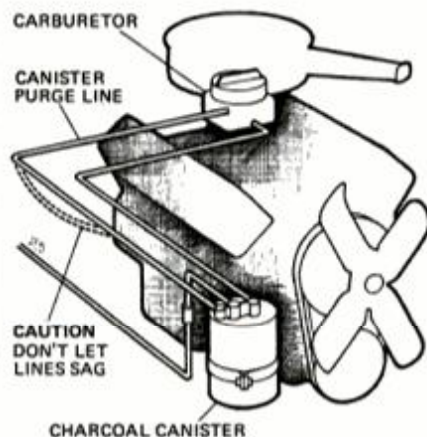
*I want to tell you how some bad advice cost me money. My car, a 1974 Mustang II, has the seat-belt restraint interlock system. I mentioned to a friend that I'd like to override the system because to me the belt is confining. He suggested I pull the belt out and loop the buckle onto the door handle. This would override the system, permitting me to start the engine without having to buckle the belt.*

*Well, it worked like a charm—until I went to detach the belt so I could open the door. Something caught in the belt retractor and I couldn't move the belt enough to get it off the handle. I had to break the*

*(Please turn to page 44)*

## Support your vapor hose

If the vapor hose from the carburetor to charcoal canister of a fuel-evaporation control system sags, raw fuel may collect in the dipped area. This can cause the fuel system to load up and make a hot engine difficult to start. The illustration shows a typical way that hoses are routed and cautions you to see that hoses are free of dips.



# Start fresh with Belair.

*Light menthol  
to make your smoking  
fresh and free again.*



The light touch of menthol.

Pflueger spinning reel for fresh  
or light salt water fishing.

Yours for free B&W  
coupons, the valu-  
able extra on every  
pack of Belair.

To see over 1000  
gifts, write for  
your free Gift  
Catalog: Box 12,  
Louisville, Ky. 40201.



Warning: The Surgeon General Has Determined  
That Cigarette Smoking Is Dangerous to Your Health.

Kings, 15 mg. "tar," 1.0 mg. nicotine; Longs, 17 mg. "tar," 1.2 mg. nicotine, av. per cigarette, FTC Report Apr. '75

© B&W T Co.

Материал, защищенный авторским правом



**Easy-Set.**  
**"You've got to see it  
 to believe it!"**

**EASY  
 SET™  
 CERAMIC TILE**

See it at these fine stores:

- |   |   |   |   |   |   |   |   |   |  |  |  |  |   |  |   |  |  |  |   |                                     |  |   |   |  |  |  |   |  |                                       |   |   |  |   |  |   |   |   |  |  |
|---|---|---|---|---|---|---|---|---|--|--|--|--|---|--|---|--|--|--|---|-------------------------------------|--|---|---|--|--|--|---|--|---------------------------------------|---|---|--|---|--|---|---|---|--|--|
| <b>Alabama</b><br>Birmingham<br>Sears (2nd Ave.)<br>Jackson<br>Klein True Value<br>Sears (Lawrence Ave.)<br>Montgomery<br>Sears (W. Irving<br>Pk., Blvd.)<br>Sears (St. Louis Ave.)<br>Sears<br>(Southwestern Ave.)<br>Sears (E. 79th St.)<br>Sears (S. State St.)<br>Sears | <b>California</b><br>Champaign<br>Sears<br>Chicago<br>Klein True Value<br>Sears (Lawrence Ave.)<br>Sears (W. Irving<br>Pk., Blvd.)<br>Sears (St. Louis Ave.)<br>Sears<br>(Southwestern Ave.)<br>Sears (E. 79th St.)<br>Sears (S. State St.)<br>Sears<br>(N. Harlem Ave.)<br>Danville<br>Sears<br>Lakeville<br>Community Service<br>Manchester<br>Sears<br>New London<br>Sears<br>Waterbury<br>Sears<br>West Hartford<br>Sears | <b>Colorado</b><br>Denver<br>Sears (Westland) | <b>Connecticut</b><br>Bridgeport<br>Sears<br>Lakeville<br>Community Service<br>Manchester<br>Sears<br>New London<br>Sears<br>Waterbury<br>Sears<br>West Hartford<br>Sears | <b>Delaware</b><br>Dover<br>Loue's of Dover<br>New Castle<br>Brosius-Eliason Co.<br>Wilmington<br>Loue's of Wilmington<br>Brosius-Eliason Home<br>& Garden Center<br>Sears<br>(Kirkwood Hwy.)<br>Sears (Market St.) | <b>District of Columbia</b><br>Washington, D.C.<br>Sears (Alabama Ave.)<br>Sears<br>(Bladensburg Rd.)<br>Sears (Wisconsin Ave.) | <b>Florida</b><br>Bradenton<br>Sears<br>Clearwater<br>Clearwater Lumber<br>Sears (Missouri Ave.)<br>Sears (U.S. 19 No.)<br>Hialeah<br>Sears<br>Lakeland<br>Sears<br>Miami<br>Sears (Coral Gables)<br>Sears (Cutler Ridge)<br>North Palm Beach<br>Sears<br>St. Petersburg<br>Sears<br>Sarasota<br>Sears<br>Tampa<br>Sears (Fowler Ave.)<br>Sears<br>(Hillsborough Ave.)<br>West Palm Beach<br>Sears<br>Winter Haven<br>Sears | <b>Georgia</b><br>Atlanta<br>Sears<br>(Cumberland Mall)<br>Augusta<br>Sears<br>Columbus<br>Sears<br>Macon<br>Sears<br>Savannah<br>Sears | <b>Hawaii</b><br>Kailua<br>Hardware Haven<br>True Value | <b>Illinois</b><br>Aurora<br>Sears (Fox Valley)<br>Bloomington<br>Sears<br>Calumet City<br>Sears | <b>Indiana</b><br>Anderson<br>Sears<br>Bloomington<br>Sears<br>Evansville<br>Sears (Washington Sq.)<br>Fort Wayne<br>Sears (Clinton St.)<br>Sears<br>(Glenbrook S/C)<br>Highland<br>Highland Lumber<br>& Hardware<br>Merrillville<br>Sears<br>Hannahs Building Ctr.<br>Michigan City<br>Sears<br>Muncie<br>Sears<br>South Bend<br>Sears<br>Valparaiso<br>Sears<br>West Lafayette<br>Sears<br>Indianapolis<br>Sears (U.S. Rt. 40) | <b>Iowa</b><br>Cedar Rapids<br>Sears<br>Davenport<br>Sears<br>Des Moines<br>Sears (Merle Hay)<br>Waterloo<br>Sears | <b>Kansas</b><br>Kansas City<br>Sears<br>Pittsburg<br>True Value<br>Home-Ctr.<br>Overland Park<br>Sears<br>Topeka<br>Sears<br>Wichita<br>Sears | <b>Kentucky</b><br>Covington<br>Sears<br>Frankfort<br>Sears<br>Lexington<br>Sears<br>Owensboro<br>Sears | <b>Louisiana</b><br>St. Francisville<br>Rounded Home Ctr.<br><b>Maine</b><br>Ellsworth<br>Ellsworth Building<br>Supply | <b>Maryland</b><br>Annapolis<br>Sears<br>Baltimore<br>Sears (E. North Ave.)<br>Sears (Security Blvd.)<br>Bethesda<br>Sears<br>Cumberland<br>Sears<br>Loue's of<br>Cumberland<br>Frederick<br>Wm. D. Bowers<br>Lumber<br>Glen Burnie<br>Sears<br>Hagerstown<br>Loue's of Hagerstown<br>Landover<br>Sears<br>Salisbury<br>Sears<br>Silver Spring<br>Sears | <b>Massachusetts</b><br>Auburn<br>Sears<br>Brockton<br>Sears<br>Burlington<br>Sears<br>Cambridge<br>Sears<br>Dedham<br>Sears<br>Hanover<br>Sears<br>Hyannis<br>Mid-Cape Ctr., Inc.<br>Sears<br>Lawrence<br>Jackson Lumber Co.<br>Leominster<br>Sears<br>Lowell<br>Sears<br>Methuen<br>Sears<br>Natick<br>Sears<br>North Dartmouth<br>Sears<br>Quincy<br>Sears<br>Saugus<br>Sears<br>Wellesley<br>F. Diehl & Son<br>West Springfield<br>Sears | <b>Michigan</b><br>Adrian<br>Sears<br>Ann Arbor<br>Sears | <b>Minnesota</b><br>Brooklyn Center<br>Sears<br>Duluth<br>Sears<br>Woodruff Home Ctr.<br>Eden Prairie<br>Sears<br>Maplewood<br>Sears<br>Minneapolis<br>Sears<br>Minnetonka<br>Sears<br>Rochester<br>Sears<br>Saint Paul<br>Sears | <b>Missouri</b><br>Independence<br>Sears<br>Joplin<br>Sears<br>Kansas City<br>Sears<br>(N.E. Antioch Rd.)<br>Saint Ann<br>Sears | <b>Montana</b><br>Billings<br>Sears | <b>Nebraska</b><br>Lincoln<br>Sears<br>Omaha<br>Sears<br>St. Edward<br>Lightner Lumber<br>& Hardware | <b>New Hampshire</b><br>Keene<br>Perkins Lumber Co. | <b>New Jersey</b><br>Deptford<br>Sears<br>Hackensack<br>Sears<br>Livingston<br>Sears<br>Middletown<br>Sears<br>Moonstown<br>Sears<br>Neptune<br>Sears<br>New Brunswick<br>Sears<br>Newark<br>Sears<br>North Wildwood<br>F. D. Colson Lumber<br>Paramus<br>Sears | <b>Benton Harbor</b><br>Sears<br>Detroit<br>Sears (Grafton Ave.)<br>Flint<br>Sears<br>Grand Rapids<br>Sears<br>Grosse Point Farms<br>Sears<br>Jackson<br>Sears<br>Kalamazoo<br>Sears<br>Lansing<br>Sears<br>Lincoln Park<br>Sears<br>Livonia<br>Sears<br>Muskegon<br>Sears<br>Pontiac<br>Sears<br>Roseville<br>Sears<br>Saginaw<br>Sears<br>Southfield<br>Sears<br>Troy<br>Sears | <b>Pleasantville</b><br>Sears<br>Trenton<br>Sears<br>Vineland<br>Sears<br>Waldwick<br>Sears<br>Watchung<br>Sears<br>Wayne<br>Sears | <b>New Mexico</b><br>Albuquerque<br>Sears<br>Clovis<br>Sears | <b>New York</b><br>Bay Shore<br>Sears<br>Brooklyn<br>Sears<br>Buffalo<br>Sears (Harlem Rd.)<br>Sears (Main St.)<br>Sears (Southgate)<br>Elmira<br>Sears<br>Fayetteville<br>Sears<br>Glens Falls<br>Wagner-Prayn<br>Home Ctr.<br>Hicksville<br>Sears<br>Lake Grove<br>Sears<br>Nanuet<br>Sears<br>New York City<br>Sears<br>New York City<br>Northside Lumber Co.<br>Niagara Falls<br>Sears<br>Oneonta<br>Briggs Lumber Co.<br>Ozone Park<br>Sears<br>Disney Lumber<br>Poughkeepsie<br>Sears<br>Rochester<br>Sears<br>(Long Ridge Mall)<br>Sears (Monroe Ave.)<br>Sears (West Henrietta)<br>Saratoga Lake<br>Branch & Callahan<br>Victor<br>Sears<br>White Plains<br>Sears<br>Williamsville<br>Sears | <b>North Carolina</b><br>Asheville<br>Loue's of Asheville<br>Sears<br>Charlotte<br>Sears (Southpark S/C)<br>Sears (Tryon St.)<br>Durham<br>Loue's of Durham<br>Fayetteville<br>Sears<br>(Cross Creek Mall)<br>Sears<br>(Craintree Valley S/C)<br>Hazlewood<br>Loue's of Waynesville<br>North Wilkesboro<br>Loue's of<br>N. Wilkesboro<br>Raleigh<br>Loue's of Raleigh<br>Greensboro<br>Sears<br>Winston-Salem<br>Sears (Silas Creek) | <b>North Dakota</b><br>Minot<br>Sears | <b>Ohio</b><br>Akron<br>Sears (Chapel Hill Mall)<br>Sears (Rolling Acres) | <b>Pennsylvania</b><br>Allentown<br>Sears<br>Allentown<br>Sears<br>Bloomsburg<br>Sears<br>Chambersburg<br>Sears<br>Camp Hill<br>Sears<br>Cornwells Heights<br>Sears<br>Doylestown<br>Sears<br>East Stroudsburg<br>Cramer's Cashmere<br>Erie<br>Sears<br>Greensburg<br>Sears<br>Hatfield<br>Estate of George S.<br>Styler, Inc.<br>Hamburg<br>Northeast Lumber<br>Hanover<br>Loue's of Hanover<br>Sears<br>Harrisburg<br>Sears<br>Hazleton<br>Sears<br>Johnstown<br>Sears<br>Lancaster<br>Loue's of Lancaster<br>Lebanon<br>Sears<br>Levittown<br>Sears<br>Monaca<br>Sears<br>Norristown<br>Sears<br>Oreland<br>Oreland Supply<br>Philadelphia<br>Sears (Adams &<br>Whitaker)<br>Sears (Chelten Ave.)<br>Pittsburgh<br>Sears<br>(Allegheny Ctr.)<br>Sears (N. Highland Ave.)<br>Sears (South<br>Hills Village)<br>Sears<br>(William Penn Hwy.)<br>Pottstown<br>Sears<br>Reading<br>Sears<br>Northeast Lumber<br>Saint Davids<br>Sears<br>Scranton<br>Sears<br>Uniontown<br>Sears<br>Upper Darby<br>Sears<br>Washington<br>Sears<br>West Mifflin<br>Sears<br>Wilkes-Barre<br>Sears<br>Williamsport<br>Sears<br>York<br>Loue's of York | <b>Rhode Island</b><br>Providence<br>Sears<br>Warwick<br>Sears | <b>South Carolina</b><br>Charleston<br>Sears<br>Columbia<br>Loue's of Columbia<br>Sears<br>Greenville<br>Loue's of Greenville<br>Sears<br>Spartanburg<br>Loue's of Spartanburg<br>Sears | <b>Tennessee</b><br>Chattanooga<br>Sears (Northgate Mall)<br>Cleveland<br>Sears<br>Knoxville<br>Loue's of Knoxville<br>Sears (Central St.)<br>Sears (Kingston Pike)<br>Johnson City<br>Sears (The Mall)<br>Kingsport<br>Sears<br>Memphis<br>Sears<br>(North Crosstown) | <b>Texas</b><br>Amarillo<br>Sears<br>Dallas<br>Sears<br>(Camp Wisdom Rd.)<br>Houston<br>Oblan Lumber<br>San Antonio<br>Sears (Central Park) | <b>Utah</b><br>Orem<br>True Value Home Mart | <b>Virginia</b><br>Alexandria<br>Sears<br>Arlington<br>Sears<br>Bristol<br>Sears<br>Charlottesville<br>Sears<br>Fredericksburg<br>Loue's of<br>Fredericksburg<br>Hampton<br>Sears<br>Newport News<br>Loue's of<br>Newport News<br>Norfolk<br>Sears (21st St.)<br>Petersburg<br>Sears<br>Richmond<br>Loue's of Richmond<br>Sears<br>(Cloverleaf Mall)<br>Sears (Eastgate Mall)<br>Sears<br>Lancaster<br>Loue's of Lancaster<br>Lebanon<br>Sears<br>Levittown<br>Sears<br>Monaca<br>Sears<br>Norristown<br>Sears<br>Oreland<br>Oreland Supply<br>Philadelphia<br>Sears (Adams &<br>Whitaker)<br>Sears (Chelten Ave.)<br>Pittsburgh<br>Sears<br>(Allegheny Ctr.)<br>Sears (N. Highland Ave.)<br>Sears (South<br>Hills Village)<br>Sears<br>(William Penn Hwy.)<br>Pottstown<br>Sears<br>Reading<br>Sears<br>Northeast Lumber<br>Saint Davids<br>Sears<br>Scranton<br>Sears<br>Uniontown<br>Sears<br>Upper Darby<br>Sears<br>Washington<br>Sears<br>West Mifflin<br>Sears<br>Wilkes-Barre<br>Sears<br>Williamsport<br>Sears<br>York<br>Loue's of York | <b>West Virginia</b><br>Charleston<br>Sears<br>Fairmont<br>Sears<br>Huntington<br>Loue's of Huntington<br>Matewan<br>Superior Electric<br>Home Ctr.<br>Parkersburg<br>Sears<br>Wheeling<br>Sears | <b>Wisconsin</b><br>Brookfield<br>Sears<br>Cudahy<br>Sears<br>Eau Claire<br>Sears<br>Kenosha<br>Sears<br>La Crosse<br>Sears<br>Madison<br>Sears (W. Towne Mall)<br>Milwaukee<br>Sears<br>(Northridge S/C)<br>Sears (W. Forest<br>Home Ave.)<br>Sears (W. North Ave.) |
|---|---|---|---|---|---|---|---|---|--|--|--|--|---|--|---|--|--|--|---|-------------------------------------|--|---|---|--|--|--|---|--|---------------------------------------|---|---|--|---|--|---|---|---|--|--|

**American  
 Olean**  
 A Division of National Ceramic Company

Easy-Set is also available through your Sears, Roebuck & Co. catalog. West of the Rockies, Mod-U-Tile is available at all Sears stores and most leading home improvement centers.

Материал, защищенный авторскими правами

# Redo it yourself! With Easy-Set ceramic tile.



**1** "I used to take baths with my eyes closed. Not because of the soap. It was the bathroom walls. Talk about ugly! I couldn't stand to look at them. But what's a girl to do? I mean on our budget, I couldn't afford to have it redone.



**2** "And then I heard about Easy-Set!™ Do-it-yourself *real* ceramic tile, made by American Olean. It comes in wall sheets and handy tub wall kits. In six colors that look great in bathrooms, laundries, kitchens. But the best part was I could do it myself. And save money, too.

"Well, I installed it myself in just a few hours. Right over the old crummy walls. No problem, 'cause Easy-Set goes up over plastic, plaster, tile, you name it. I got the Easy-Set sheets, and just followed the simple directions. And I'm no handyman, know what I mean? I could even get the supplies I needed right where I got the tile.

**3**



**4** "Now I sit and soak for hours. Imagine! Me, with real ceramic tile walls. Not only that, but Easy-Set has this special smooth grout—the white stuff between the tile—that wipes clean as easy as the tile. So my walls stay looking new and terrific. Easy-Set. The do-it-yourself ceramic tile. It sure opened my eyes!"

Look for Easy-Set® at the stores listed on the opposite page, or check your local dealer. West of the Rockies, ask for Mod-U-Tile.®

\*Patent Pending

American Olean Tile Company  
2168 Cannon Avenue, Lansdale, Pa. 19446

- Please send free information on Easy-Set do-it-yourself ceramic tile, including the latest list of dealers near me.
- I like the idea, but I'm not a "do-it-yourselfer." Please tell me who can install tile like Easy-Set for me.

Name \_\_\_\_\_

Address \_\_\_\_\_

City \_\_\_\_\_

State \_\_\_\_\_

Zip \_\_\_\_\_

**American  
Olean**  
A Division of National Ceramic Company

handle to open the door. I now understand that certain things are best left alone, so just sign my name Poorer but Wiser from Milford, Pa.

There was an easier way to rectify matters: You could have removed the handle. Anyone wishing to override the interlock system in 1974 and some early '75 models can now do so legally. A recently passed law leaves the decision of retaining or eliminating the system to the car owner.

In the case of your Mustang II, you can do away with the interlock by pulling the quick-disconnect plug you'll find beneath the driver's seat and disconnecting the sensor beneath the passenger seat.

P.S.: I can understand the rationale for disconnecting the interlock system, but if you don't wear the belt you're taking dangerous chances. You can be wiser and poorer, but you can't be wiser when dead.

### Heigh-ho, Colt, and away!

No one has been able to find out why my 1972 Dodge Colt stumbles on acceleration when the engine is warm. Other than this, my car is the best used car I have ever brought. Please help me.—Sam Frankel, Silver Springs, Md.

If your Colt is like others, the faulty acceleration is probably being caused by a concentration of excessive heat forming on the accelerator pump body.

But no sweat. The trouble can be rectified by installing an accelerator-pump body-cooling kit, which you can get from a Dodge dealer under part No. MD 005086. Here is how to install the kit (no smoking and no open flames, please—I need all the readers I have):

1. After taking off the air-cleaner assembly, disconnect the fuel return hose at the fuel pump and cut off about seven inches of the hose.

2. Remove the four screws holding the accelerator-pump body and install the main body of the cooling kit between the carburetor body and the accelerator pump. A spring and plate may be holding the cooling kit in its package, but these are used only for shipping purposes, so you should discard them.

3. Install the hose that comes in the kit package between the fuel pump and the cooling-kit-inlet fitting, and then attach the fuel-return hose to the cooling-kit-outlet fitting. Make sure that the holding-clip fasteners are tight. Reinstall the air-cleaner assembly and just watch that Colt run.

### Battery banter

In looking over the specification of the owner's manual for my 1975 Pontiac LeMans I learned that my battery has a cold-cranking capacity of 350 and a reserve capacity of 80. What do these mean?—Jack Dee, Syracuse, N.Y.

The cold-cranking rating is the amount of current (amperes) a battery can deliver for 30 seconds at 0°F. while maintaining a terminal voltage of not less than 7.2 volts, which is the amount of voltage that's considered necessary for starting. The reserve capacity rating represents the time in minutes it takes a fully charged battery's terminal voltage to fall below 10.2 volts at a continuous discharge rate of 25 amps. at about 80°F. This is a straight draw imposed on a battery at a time when it is not receiving any input from the charging system.

You're probably wondering what this means to you, so let me try to boil it down. The cold-cranking rating was devised to let you select a replacement battery which will meet your car's electrical needs. Any battery that you buy in the future for this car should have a cold cranking

rating stamped on it of at least 350 amps. at 0°F. The starter draw on this battery will be less than 350 amps. when the ambient temperature is greater than 0°F. and more when the ambient temperature is lower than 0°F., but some median had to be used and 0°F. was selected. With this battery, accordingly, your engine will start within 30 seconds at 0°F. if the engine is in good mechanical condition and if the battery is adequately charged.

The reserve capacity rating prevents nervous breakdowns. Suppose you're driving along and your car's charging system goes blooey. The alternator warning light flashes on or the ammeter needle drops to zero. By knowing you have a reserve capacity of 80 minutes (it too, should be stamped on the case), you know you have about this much driving time solely on battery power. Of course, you should shut off all unnecessary loads (such as the air-conditioner and radio) and get to a service station or garage for repairs as soon as possible.

### SERVICE TIPS

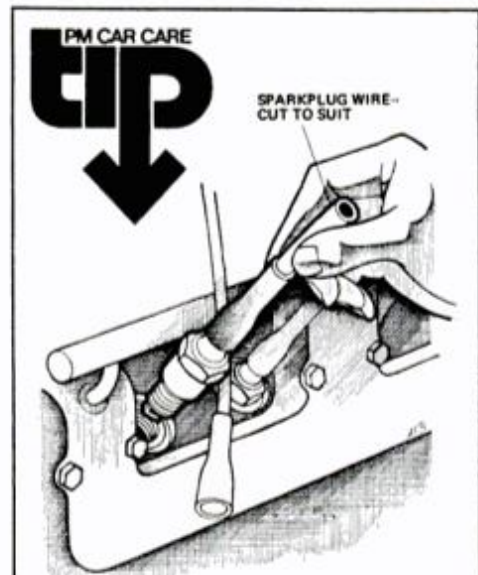
- If the alternator warning light in your 1971-75 Dodge Colt does not go out at low speeds, or the light stays on too long, don't get involved with intricate charging tests without first inspecting the heater blower motor fuse. A hairline crack in the fuse can be causing the trouble, which is easily fixed by replacing the fuse with one of the same rating.

- When it's time to replace your original battery in a 1975 Oldsmobile Starfire, don't go by the label on the battery. It may tell you to replace with a Delco Y-87 or R-87, but if you do this you'll find there won't be sufficient clearance over the battery caps to let you close the hood. To replace with a Delco, the right one is a Y-87PT or R-87PT.

- Good advice this month from Chevrolet on how to take off a tough-to-remove wheel: A wheel can wedge on if light rust or a tight fit exists between the wheel center hole and axle or rotor. Retighten all lugs; then loosen each a turn or two. Lower the car to the floor and rock it slowly from Drive to Reverse, applying moderate braking pressure until the wheel loosens. Raise the car, remove the lugs and take off the wheel. ★★★

### GOT A PROBLEM WITH YOUR CAR?

Just ask Mort about it. Send your question to the Car Clinic, Popular Mechanics, 224 West 57th St., New York, N.Y. 10019. While letters cannot be answered individually, problems that are of general interest will be published in the column.



### You'll get a boot out of this

To keep from burning your hands on a hot engine and to start a sparkplug into its cylinder when clearance is limited, use an old sparkplug lead. Insert the plug tightly into the old lead's boot. The tight fit will hold the plug firmly, allowing you to get the plug started in its port. The flexible lead also permits you to maneuver in any direction necessary.



# ONE FOR EVERY CAR.

Pennzoil has motor oils to protect all kinds of cars in all kinds of weather. And now there's Pennzoil 20W-50, the newest member of the multi-viscosity family. Pennzoil 20W-50 fulfills the need created by the latest generation of today's automobile engines, and is specifically formulated to protect these hotter running engines.



**Ask for Pennzoil  
Multi-Vis Motor Oils**

10W-30, 10W-40, 20W-40,  
and now 20W-50

# Your NEW Heathkit Catalog is ready




Now over 400 do-it-yourself electronic kits for home, hobby, and industry. All designed to give you more for your money...more value, more performance, more satisfaction. All designed so even beginners can build them. Send for your free catalog today.

waiting to serve you with more values, more new kits, than ever before



## New — Two-Way Telephone Amplifier Kits

Now, hands-free telephone use with amplified "talk" and amplified "listen" — with or without dialer. Talk & listen from 10' away. Voice-actuated circuitry switches from talk to listen without feedback or clipped words. Listen button lets you monitor line without built-in microphone activated. Dialer model may be used with or without regular telephone. Includes 4-prong jack & phone coupler connector. Battery powered. Kit GD-1112 (no dial) \$49.95; Kit GD-1162 (w. dial) \$69.95.



## New Professional 12" Ignition Scope — Kit or Wired

Does more than others for \$1000 less. Spots tough ignition problems on all types of systems in 3, 4, 6, 8 cyl. or 2-rotor Wankel engines; sets itself automatically for no. of cylinders. Big 12" screen has 2 calibrated primary and secondary voltage grids plus dwell angle indications. Special circuit maintains trace length regardless of RPM. Displays "superimposed" patterns, single cyl. pattern, primary or secondary "parade" patterns. "Power balance" feature even helps spot bad valves or rings. 8" meter with tach & DCV ranges. Optional low cost timing light, alternator adaptor & cart. Kit CO-2500 \$379.95; Assembled WO-2500 \$695.



## New Programmable Digital Stop Watch Kit

Another "first" from Heath. 2 IC counters, 8 digits & 7 functions with typical accuracy to  $\pm 0.003\%$  and resolution to 1/100th of a second. Function 1 (Start/Stop Elapsed) times individual events while also counting total. Function 2 (Sequential) times each part of event & displays each separately while timing overall event. Function 3 (Total Activity) accumulates total elapsed time of a series, excluding time between events. Function 4 (Split) displays cumulative time to each "split" point while continuing overall event time. Function 5 (Start/Stop Activity) shows separate time for each event & totals all individual times. Function 6 (Programmed Upcount) counts up to "learned" time. Function 7 (Programmed Downcount) counts down from "learned" time. Stop watch can "learn" time from other functions or be programmed up to 9 hours, 59 minutes, 59 seconds. Has jacks for external triggering devices and alarms. Includes nickel-cadmium batteries & charger. Kit GB-1201, \$99.95.



## New Digital Wind Speed & Direction Indicator Kit

Unique. Two big, bright digits show wind speed to 99 mph. As you build, choose 2 readout modes: miles, knots, or kilometers per hour; front panel light shows mode in use. 8 incandescent lights show wind direction at principal compass points; adjacent lighted bulbs give 16 point resolution. Remote transmitter boom clamps to TV mast. Styled in black plastic to match Heathkit GC-1005 Digital Clock and ID-1390A Digital Thermometer. Kit ID-1590, \$69.95 less cable.

## New Public Address Sound System Kits

Outperforms those costing twice as much. TA-1620 Control/Amp. takes 6 low impedance mikes, each with level, bass & treble controls & reverb sw. Has VU meter, 4 switched response "shaper" circuits, exclusive bass filter, 100 rms watts drives 2 speaker columns. TA-1625 Booster Amp. 100 rms watts to drive 2 extra speaker columns. TS-1630 Speaker Column. Six 8" full-range drivers response tailored for voice; 60 watt rms rating; 12 ohm impedance. Kit TA-1620 \$449.95; Kit TA-1625 \$179.95; Kit TS-1630 \$199.95.



## New Automobile Intrusion Alarm Kit


Total Protection. Alarm mounts anywhere; connects to switches on doors, hood, & trunk. Underdash switch arms or disables unit. Adjustable delay time allows you to quickly enter or leave car without triggering alarm, but opening trunk or hood triggers alarm instantly. Alarm sounds car horn in repeated 2-minute cycles. Kit GD-1157 Alarm \$24.95; Kit GDA-1157-1 Siren (gives yelping sound louder than car horn) \$19.95.





## New DC-5 MHz Triggered Scope — Kit or Wired

**Best scope value today.** Wide bandwidth, 20 mV sensitivity, & stable triggering — ideal for TV, audio and RF servicing. Easy-to-use controls. Trigger circuit (not recurrent type) has normal & automatic modes, switched AC & DC coupling, & front panel external inputs (special TV position allows low freqs. to pass while rejecting high freqs. for easy triggering on complex TV signal. 7 calibrated time bases from 200 ms to 0.2  $\mu$ s/cm. 20 mV/cm vertical sensitivity with 9 calibrated attenuator positions up to 10 v/cm, plus variable control. 5" round flat-face CRT (8 x 10 cm graticle). Lightweight, durable blue plastic cabinet with white panel. Kit IO-4540 \$179.95; Assembled SO-4540 \$275.



## New — Lowest cost Triggered 5 MHz Scope Kit

**The scope everyone can afford,** and it has the performance you need. DC-5 MHz band width, 100 mV vertical sensitivity with X1, X10 & X100 attenuation, AC or DC. Automatic, positive locking horizontal sweep continuously adjustable from 20 ms to 200 ns/cm. Stable displays due to zener regulated amplifiers and sweep. 5" round flat-face CRT with 8 x 10 cm graticle. Simplified controls and switches make it easy to use. Lightweight, durable blue plastic cabinet; white panel. It's the best instrument buy in years. Kit IO-4560 \$119.95



## New Variable Isolated AC Supply

**What every tech & hobbyist needs.** The IP-5220 isolates equipment under test from the AC power line and provides an AC output which is variable from zero to 140 volts. Great for locating circuit faults caused by high or low voltage or testing equipment with unknown power requirements. Power rating is 360 volt-amperes, continuous. Variable output current rating: 3A. max. Direct output current rating: 10A. Two meters: voltmeter 0-150 VAC; ammeter: 0-1 & 0-3A. Ammeter and variable output socket are fused. Kit IP-5220, \$109.95



## New Oscilloscope Calibrator Kit

**For time calibration,** it generates a 0.5 second to 1  $\mu$ sec square wave in 1-2-5 sequence accurate to 0.01% with 200 mV peak ( $\leq$  3% overshoot) and  $\leq$  4 ns rise time. Voltage calibration ranges are 1 mV to 100 v. in decade sequence, accuracy within 2%, DC plus variable 2 Hz to 10 kHz in 1-2-5 sequence (internal std. accuracy within 1%). Use it to calibrate scopes up to 35 MHz and voltmeters; it's also a fast rise time squarewave generator and good bench freq. standard. Kit IG-4505 \$44.95

## New 21" (diag.) Digital Design Color TV Kit

**All the advanced technology** of digital circuitry in a smaller screen size. **Electronic touch-to-tune** varactor front end (nothing mechanical to wear out) with computer-like programming board for up to 16 channels. **On-screen channel numbers**, adjustable in brightness, position, and duration. **On-screen digital clock**; a low-cost option; programmable in 12 or 24 hour format, displays 4 or 6 digits. **Fixed-filter IF**, a Heath exclusive that assures better pictures longer, never needs instrument alignment. **100% solid state** — more ICs than any other — sophisticated circuitry that results in less interference, better color tints, improved sensitivity, greater noise immunity, improved picture definition. **Black negative matrix 21V picture tube** for brighter, sharper pictures. **Total touch-tune remote control** — low cost option that operates all functions, including recall of time & channel.



**Easier to build & service** — thanks to extensive modular design and built-in servicing tools including digital-design dot generator, front access slide-out Service Drawer, new picture centering and pin-cushioning correction circuits, and Test Meter. **Enjoy the best in TV design** — now in smaller size at lower cost. Kit GR-2050 \$599.95. Kit GRA-2000-6, remote control, \$89.95. Kit GRA-2000-1, digital clock accessory, \$29.95. Contemporary or Mediterranean cabinets from \$119.95.

**Use coupon below to order your favorite new kit or to get your FREE new Heathkit Catalog.**

# Heathkit

HEATH Schlumberger	Heath Company Dept. 17-11 Benton Harbor, MI 49022
<input type="checkbox"/> Please send my free 1975 Heathkit Catalog.	
<input type="checkbox"/> Enclosed is \$_____ plus shipping.	
Please send model(s) _____	
NAME _____	
ADDRESS _____	
CITY _____	STATE _____ ZIP _____
<small>PRICES ARE FACTORY MAIL ORDER, FOR PRICES &amp; SPECIFICATIONS SUBJECT TO CHANGE WITHOUT NOTICE.</small>	
CL-571AX	

# DETROIT LISTENING POST



BY ROBERT LUND

## GM working up van-wagon

General Motors is developing a new type of vehicle to introduce in 1979. It will be a combination station wagon and van—larger than a wagon; smaller than a van. The project is just under way and GM hasn't decided on a name to describe the new configuration to distinguish it from a regular wagon or van. As for styling, GM will go for a utilitarian look, emphasizing practical instead of pretty. In an effort to keep the project under wraps, some preliminary design work is being done outside the Detroit area. Chevrolet would be the logical division to handle the car, but that hasn't been confirmed.

## New cars for AMC, Pontiac

American Motors has now green-lighted the station-wagon version of Pacer for next fall, while GM has reportedly given the go light to a Pontiac Chevette as soon as the tooling is ready. The Pon-Chev isn't official, although Pontiac has confirmed it is testing a 151-cu.-in. four-cylinder engine for its smallest cars.

## Ford mini for '77 or '78

The earliest you will see a Ford mini to counter GM's Chevette will be the fall of 1977. If the car isn't ready by then, it will be a mid-year entry in the spring of 1978. Ford is pushing for the earlier date, but much depends on company projects in Germany and Spain. First version of the vehicle will be put together in Germany, but with content supplied by Spain and the United States.

## GM move could cut repair cost

There's a private row going on between Detroit, car dealers and non-dealer body shops that might not seem of much interest to outsiders. Depending on the outcome, it could cut the cost of repairing a banged-up car.

If you clobber your car to a point where the sheet metal can't be repaired and has to be replaced, you can take the car to a dealership or a nondealer body shop. All things equal, one place will do as good a job as the other. Prices are about equal, too.

If you take the car to a nondealer shop, the franchised dealer will still get a rake-off on the job, because nondealer shops can't buy replacement sheet metal direct from car-makers. The factories won't sell to them. Nondealer outlets have to buy the sections through franchised dealers. The franchised dealer gets a markup for his time and trouble and the car owner pays the bill. Dealers have the business locked up and if you don't like their prices, tough luck.

GM wants to cut out the middleman and sell direct to all comers. GM dealers and the National Automobile Dealers Assn. are up in arms—they'd lose the money they make selling to independents. Ford, Chrysler and AMC dealers aren't happy either, because if GM opens its doors to outsiders, it's only a matter of time until the other companies follow suit.

The issue will probably wind up in court. Assuming GM wins, it could make for some new and needed competition that will reduce the cost of repairing an automobile.

## More legroom in back of '77s

Company insiders at GM, Ford and American Motors who have seen "bucks" (mock-ups) of the '77 and beyond cars say there is a move on to provide a lot more legroom in the back seat without stealing space from the trunk. This is accomplished by moving the front seat forward, instead of pushing the back seat rearward. A GM source says a six-footer will be able to sit erect in the back of GM cars and still have an inch or two of clearance between his knees and the back of the front seat.

## New theory on cause of rust

Does something other than salt, grime and the elements cause cars to rust out? Could be. There's a report circulating inside GM speculating that rust may begin—emphasize *begin*—as a result of dissimilar metals rubbing against each other. The theory is that friction caused when the metals come in contact with each other sets up a chemical reaction that creates a condition making certain metals susceptible to rust.

GM has tested the theory by mak-

ing parts of dissimilar metals, then out of identical metals and subjecting the pieces to various tests. There was no problem with parts made of the same metals, but the others showed a proclivity to rust. It would be practically impossible to build a car, except at prohibitive cost, without dissimilar metals coming into contact with each other. But if GM is on the right track, it wouldn't be much of a trick to coat or treat parts prone to rust to overcome the problem.

## Chrysler aids do-it-yourselfers

The car companies have thousands of people and hundreds of departments you never hear about—people deeply involved in designing and building cars who never get their names in print. These guys really know what's going on and I like to listen to them. They don't necessarily like to talk to me, at least not for attribution, because if they say something the company doesn't want known, they could get in trouble.

I ran across one such department at Chrysler last month. It has an unwieldy name—vehicle serviceability committee. The committee is made up of 15 experts in just about every phase of the business except sales. Their job is to study Chrysler products three to four years before the cars go in production to make sure the cars will be easy to service and to prevent service goofs. Like having to pull the engine to replace a spark-plug, a mistake a Chrysler competitor made last year.

I asked Bob Rarey, an engineer who heads the committee, what Chrysler is doing for the do-it-yourself mechanic.

"Our assignment is to make the car easier to service for the professional mechanic," Rarey replied, "but there's a rub-off benefit for the do-it-yourselfer. One of the things we're trying to do is eliminate special service tools. The Mickey Mouse stuff. Expensive, one-of-a-kind tools used for only one job on one car. We want to build the cars so they can be serviced with standard tools, so the same tool used last year can be used this year, next year and the year after. We think that's a benefit for the do-it-yourself mechanic." ★★




Taste the good times with  
**RALEIGH.**  
 Rich satisfying tobacco taste  
 in a golden Kentucky blend.

Warning: The Surgeon General Has Determined  
 That Cigarette Smoking Is Dangerous to Your Health.



Make a date with Seiko's Day/Date self-winding watch. It's yours for B&W coupons, the valuable extra on every pack of Raleigh. To see over 1000 gifts, write for free Gift Catalog: Box 12, Louisville, KY 40201.



Model 120  
Solid  $\frac{3}{4}$ " Black Walnut  
74" x 16 $\frac{3}{4}$ " x 10"



**EMPEROR**  
CLOCK COMPANY  
WORLD'S LARGEST MANUFACTURER  
OF GRANDFATHER CLOCKS

# BUILD AN HEIRLOOM...

MODEL 120-K, EMPEROR'S MOST POPULAR

**DO-IT-YOURSELF CASE KIT**

## SOLID $\frac{3}{4}$ "

## BLACK WALNUT

# 104<sup>50</sup>

**FACTORY DIRECT**  
Reg. Factory Price  
\$149.50

MOVEMENT EXTRA

Assemble your own grandfather clock, complete with Moving Moon Dial movement, as shown, for only \$234.00. Compare with clocks retailing up to \$800.

### EASY TO DO! NO MITERS TO CUT!

Emperor Clock Company, world's largest manufacturer of grandfather clocks, made it easy for thousands to build their own heirloom clocks starting with the Emperor do-it-yourself case kit. Now, for the first time, Emperor makes it even easier by cutting all miters with newly acquired precision equipment. There's no guesswork involved with the Emperor case kit. All kit pieces have been accurately crafted, pre-cut, and factory sanded for easy assembly. Swan neck divided crown, decorative finial, waist and dial face doors, dial frame and sculptured base-front have been pre-assembled. This means anyone can build his own heirloom. Complete hardware and assembly instructions furnished. Each piece may be reordered separately. No woodworking experience necessary.

Build The Christmas Gift With An Heirloom Destiny. What a wonderful Christmas present for yourself, your family, or treasured friends! The timeless and classic design of the Model 120 is a perfect complement to the flawless beauty of solid  $\frac{3}{4}$ " black walnut. Its regal lines are highlighted by four full-turned hood columns and swan neck divided crown with decorative finial. Curved arches appear on the dial face door, full-length waist door and recessed base panel. Emperor's Model 120 is a treasure destined to become an heirloom, a Christmas gift to be remembered for generations.

#### MONEY BACK GUARANTEE

If for any reason you are not completely satisfied, return in original shipping carton within thirty days for prompt refund... no questions, no excuses.

**ORDER NOW IN TIME FOR CHRISTMAS!  
OFFER EXPIRES DECEMBER 31, 1975**

# AT A PRICE YOU CAN AFFORD!

## MOVEMENTS FOR MODEL 120-K

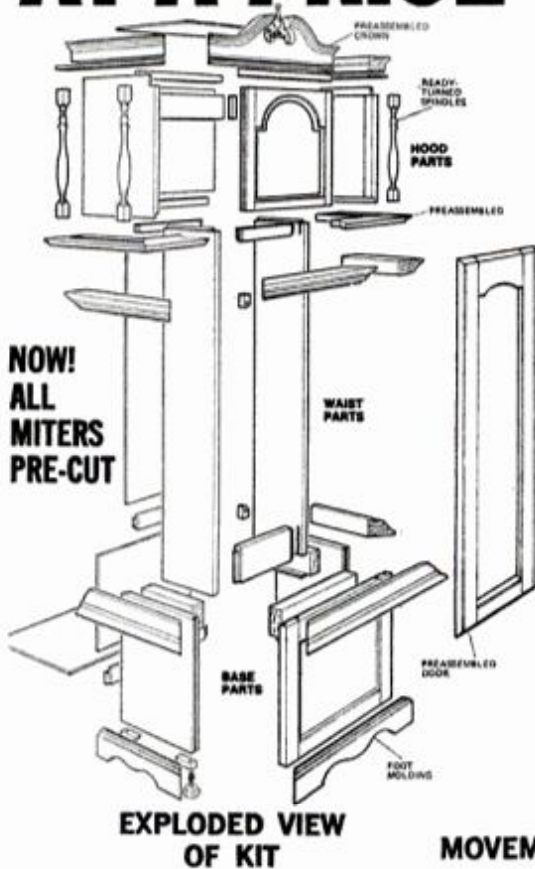
Emperor's 100-M grandfather clock movement is produced in West Germany by proud clocksmiths who, for over a century, have been manufacturing the world's finest movements.

When received at our plant all Emperor movements are thoroughly inspected and tested in our quality control room by factory-trained clocksmiths. This insures lasting accuracy and dependability.


Embossed overlays surround the solid brass dial. The face has a high, permanent polish and serpentine hands. You can select from two dial versions. One has the words "Tempus Fugit" (Time Flies) inscribed in black enamel on a shaped world in the arch above the dial face. The other has the classic Moving Moon with a lunar calendar.

The completely weight-driven movement strikes the famous, melodious Westminster chimes on four musically-tuned rods: four notes on the quarter-hour, eight on the half-hour, twelve on the three-quarter-hour and sixteen on the hour. The hour is struck on four additional tuned rods. The Emperor movement includes weights, solid brass weight shells, brass bob, pendulum and chimes. All plates are solid brass and pinions hardened steel. Installation and adjustment of the movement is simple, following the step-by-step instructions.

MOVEMENT CARRIES A FULL 1-YEAR WARRANTY



EIGHT DAY  
WEIGHT DRIVEN  
WESTMINSTER CHIMES



- (A) 100-M Movement with Tempus Fugit Dial \$114.50
- (B) 100-M Movement with Moving Moon Dial \$129.50

### USE THIS FORM TO ORDER DIRECT FROM FACTORY

OFFER EXPIRES DECEMBER 31, 1975

ORDERS SHIPPED 2 TO 3 WEEKS • SHIPPING CHARGES COLLECT

EMPEROR CLOCK COMPANY, Dept. 39-F  
Emperor Industrial Park, Fairhope, Alabama 36532

Please check:  
New Customer   
Previous Customer


QUANTITY	DESCRIPTION	WEIGHT	REG. PRICE	SALE	EXTENSION
	Model 120-K Solid 3/4" Black Walnut Do-It-Yourself Case Kit without movement	53	\$149.50	\$104.50	
	Model 120-A Solid 3/4" Black Walnut completely finished clock with Tempus Fugit Dial, Westminster Chimes	95	\$399.50		
	Model 120-A Solid 3/4" Black Walnut completely finished clock with Moving Moon Dial, Westminster Chimes	95	\$414.50		
	Model 100-M Movement complete with Tempus Fugit Dial, Westminster Chimes for Model 120-K	33	\$114.50		
	Model 100-M Movement complete with Moving Moon Dial, Westminster Chimes for Model 120-K	33	\$129.50		

We accept personal checks  
ENCLOSED ( ) CHECK ( ) MONEY ORDER \$ \_\_\_\_\_  
CHARGE TO MY ( ) MASTER CHARGE ( ) BANKAMERICARD

ACCOUNT NUMBER


NAME \_\_\_\_\_  
ADDRESS \_\_\_\_\_  
CITY \_\_\_\_\_ STATE \_\_\_\_\_ ZIP \_\_\_\_\_

TOTAL \$ \_\_\_\_\_  
Alabama residents only,  
add 4% sales tax \$ \_\_\_\_\_  
GRAND TOTAL \$ \_\_\_\_\_



Please send FREE color brochure on complete Emperor line

VISIT OUR FACTORY SHOWROOMS MON.-FRI., 8 A.M. TO 5 P.M., EMPEROR INDUSTRIAL PARK, FAIRHOPE, AL.

# THE PM GARAGE



## Patching made perfect

In my station wagon, the top edge of the back seat takes a beating: Every time it's folded forward to open up the full length of the cargo area it gets mashed. It was scuffed and ripped from years of hitting and




rubbing against the stops that it rests on.

I finally got smart and figured I'd better protect it from further deterioration—before it was too far gone to save at all. I used one of Arno's Autoaids: an interior patch tape. It's a plastic-coated cloth tape that's available in a range of colors. I ran two strips across the length of the seat. It looks neat and it's holding up beautifully. Arno Adhesive Tapes, Inc., Michigan City, Ind. 46360.—*B.H.*

## Bull Bag

Skeptics, take note. The Bull Bag does work.

It's a pneumatic auto jack that uses exhaust gas to inflate a tough, barrel-shaped neoprene bag. Slip the bag under any corner of a car, hook the hose to your exhaust pipe via a rubber funnel, idle the engine and within 30 seconds you've got a wheel up off the ground.



Load capacity is 3000 pounds; you can lift a whole axle if you want. I hear fire departments are using Bull Bags for rescue work. A one-way valve holds the bag taut; to release pressure you simply twist the valve at the hose connection.

Two reservations: 1. If your car's exhaust system has holes in it or is weak (rusty), you'll blow it out and/or won't be able to inflate the Bull Bag.

2. Put some scraps of carpet above and below the bag before inflating; although its skin is plenty tough, sharp projections might puncture the bag.

Suggested price of the Bull Bag is \$59.95 at most auto-parts stores, or write Bull Bag West, 29000 South Western Ave., Suite 409, Los Angeles, Calif. 90732.—*M.L.*

## Speedy Auto-Flator

This little compressor plugs into the cigarette lighter of any 12-volt car and pumps up to 60 p.s.i.



I let all the air out of one of my car tires, and it took the Auto-Flator only eight minutes to get it back to 26 pounds. This minicompressor seems ideal for inflating bike tires, air mattresses, toys, pneumatic jacks, as well as for on-the-road tire-pumping.

The Auto-Flator draws about nine amps., so it's best to run your car engine at fast idle when inflating tires. After 10 minutes' running time, the piston-type compressor gets too hot to touch.

The unit comes with an 8-foot electrical cord and 12 feet of rubber hose. Also included are air chucks for Schrader fittings and blow valves. You can obtain the Speedy Auto-Flator for \$27.95 at most parts stores or from the W.R. Brown Corp., 2701 North Normandy Ave., Chicago, Ill. 60635.—*M.L.*

## 3-M 4-Way Lubricant

If you want to keep something dry but lubricated (like door locks, distributor caps, moving parts in projectors, and the like), this might be your answer.

Its name, 4-Way, is intended to mean that it penetrates, lubricates, dries and protects. Its low surface tension lets it wedge its way under



water and high-surface-tension liquids, so that it actually displaces moisture. Since it stays on surfaces and in cracks, moisture can't return to cause rust or corrosion. 4-Way can be used on metal, plastic, rubber, fabrics and all types of paints. Price of the 24-ounce pressure can (which comes with pinpoint nozzle) is \$4.25.—*M.L.*

## Supershine

There's a new wax on the market that's guaranteed to shine longer and last longer (or your money will be refunded). Since it's supposed to keep water beading on the surface




rain after rain, the maker named it Rain Dance. It's a cute name for a liquid wax that I found goes on easily, has excellent cleaning power and really does give a super shine.

By the way, when you shop for wax, be sharp: My can of Rain Dance was \$4 at a big chain store; at my local auto supply store, it was tagged at \$5. Du Pont Co., Wilmington, Del. 19898 is the manufacturer.—*B.H.*



# A road's-eye view of Chevy truck toughness.



## **Massive Girder Beam**

independent front suspension uses steel control arms, friction-free coil springs. Wheels step over rough spots individually, helping smooth the ride.

**Computer-matched brake systems** have fade-resistant front disc brakes, fin-cooled rear drum brakes and power assist (most models) tailored to the truck's GVW rating.

**Full front wheelhousings** help protect fenders and engine compartment from road spray and rocks. All-steel, one-piece inner and outer fender panels form a double wall for structural rigidity.

**Ladder-type steel frame** uses deep-section channel side rails, riveted crossmembers for strength, rigidity and durability.

**Aluminized muffler** uses heavy-gauge metal for shell and baffles. Aluminum coating inside and out adds corrosion protection.

**Counter-angled rear shock absorbers** are slanted, one forward and one aft, to help keep rear wheels firmly in contact with the pavement during acceleration and deceleration with heavy loads.


**Multi-leaf rear springs** provide a good ride with light loads, progressively firmer support as cargo weight increases.

**Double-wall construction** adds strength and durability in many important areas. Fleetside body side panels, doors, upper cab panels, windshield pillars, roof, cowl and hood.



## **YOUR MONEY'S WORTH. MILE AFTER MILE AFTER MILE.**

# Give me one good reason why I should learn electronics.



## Learning about electronics can be fascinating!

Learning electronics isn't some big mystery. We're not saying that it's easy, but here at Bell & Howell Schools we believe that if you start at the beginning and work your way logically through a problem, you'll find electronics interesting... fascinating... and understandable.

You see, you don't have to learn electronics just by plowing through an endless string of books and exercises — that would bore anyone, especially a guy who likes to work with his hands.

At Bell & Howell Schools we believe that the way to learn about electronics is to actually work with state-of-the-art electronic equipment. And what better way to find out how things fit together... how they work and why... than to actually build the equipment as you learn.

Well, that's exactly what you'll do as a Bell & Howell Schools' student when you build your own Electro-Lab® electronics training system. It's up-to-the-minute professional equipment that you can actually use later professionally.

**You'll use our design console** to set up and examine circuits without soldering.

**You'll use our digital multimeter** to measure voltage, current and resistance. Big, clear numbers are easy to read.

**You'll use our solid-state "triggered sweep" oscilloscope** to monitor and analyze integrated circuits. "Triggered sweep" locks in signals for easier observation.

After you've completed your Electro-Lab® electronics training system, you'll actually use it to gain "hands on" experience as you build a new generation 25" diagonal color TV with digital features. Here's where you'll see all the electronics principles that you've been reading about in action. Sounds exciting, doesn't it?

Well, it is. As Lawrence E. Colson, one of our recent graduates, put it, "... I was so interested that when I received a shipment, I could hardly wait to get it completed." We think that you'll feel the same way!

## The skills you develop could open up exciting new directions for you in the world of electronics.

And isn't broadening your horizons what education is supposed to be all about? At Bell & Howell Schools we've always thought so.

Just take a look around you. So many things today seem to be going electronic. The new digital calculators and clocks... electronic watches... even the new stereos and TV's are depending more heavily on new electronics technology.

But how many people actually understand how these things work? Well, now you can. With Bell & Howell Schools' Home Entertainment Electronics Course, you can learn how to "trouble shoot" many electronic equipment problems. And as you learn more and more you'll come to understand today's highly sophisticated electronics technology. Plus, you'll actually know how and why things run — and if they break down how to repair them.

We're not saying that we'll guarantee you a job or income opportunity. No school can guarantee you that. But the skills you learn from this Bell & Howell Schools' program could help you look for a job in the electronics industry... or upgrade your present job... or be a practical base for continuing your education in electronics programs.

And remember, when this course is taken for vocational purposes, this program is approved by the state approval agency for Veterans' Benefits.



### Electronics is a field that you can explore without ever attending a class or missing a single day's work.

Imagine the pleasure of discovering the fascinating world of electronics right in your own home. To be able to work on your projects when you like. At Bell & Howell Schools, you choose the time and place to study.

But just because you're learning at home doesn't mean you are on your own. Bell & Howell Schools has introduced a system of personal contact with our faculty and students that combines the freedom and convenience of home study with plenty of personal attention.

For problems that can't wait, you just dial our toll-free "hotline." A courteous, knowledgeable instructor will get you answers — and get them fast. At our "In-Person Help Sessions," held in over 50 cities at various times throughout the year, you can get together to discuss your ideas and problems with faculty and other students who share your interests. At Bell & Howell Schools we believe in giving our students the individual time and attention they need.



### Electronics is a field that you can learn ... even if you have no prior experience or training.

After years of experience in the home study electronics field, Bell & Howell Schools has developed a step-by-step philosophy of education that provides our students with a vital and comprehensive learning system ... specially designed for studying electronics at home. Through this method, we have actually graduated students with no prior electronics experience.

No subject is going to be interesting and enjoyable to learn if you're having trouble understanding it. So to help you master electronics, Bell & Howell Schools divides its Home Entertainment Electronics Course into digestible bite-sized chunks. This enables you to learn electronics one principle at a time — moving logically, step by step, from problem to solution. You progress at a reasonable pace, and move on to new concepts only after you've mastered the previous ones.

At Bell & Howell Schools, we realize that we are dealing with students with various levels of knowledge in electronics. So whether you're just starting out or have several years of experience, we place you at an appropriate level.



### You'll feel a great sense of satisfaction over your educational achievement.

Many of our graduates have been extremely happy with the outcome of their Bell & Howell Schools' course in Home Entertainment Electronics. The majority of our graduates feel that they have realized one or more "career advancement benefits" as a result of the course. (Based on a recent survey of our graduates conducted by an independent research firm. Survey results available on request.) We believe that you'll feel the same way.

And remember, at Bell & Howell Schools you learn ... build ... grow without really upsetting your everyday routine. As Stephen R. Gaumer, a 1974 graduate, stated, "... The lab assignments enabled me to get practical experience that I couldn't get from books alone. This course helped me to further my education without changing my lifestyle."

Well, now you have five good reasons why you should develop electronic skills. But there's more. Find out more about Bell & Howell Schools and our courses. Mail the postage-paid card today!



If card has been removed, write ...  
An Electronics Home Study School  
DeVRY INSTITUTE OF TECHNOLOGY

ONE OF THE  
**BELL & HOWELL SCHOOLS**


4141 Belmont, Chicago, Illinois 60641

"Electro-Lab" is a registered trademark of the Bell & Howell Company

Simulated TV test pattern

Материал, защищенный авторским правом 760

**“Why Viceroy? Because I’d never  
smoke a boring cigarette.”**



**Warning: The Surgeon General Has Determined  
That Cigarette Smoking Is Dangerous to Your Health.**

16 mg. "tar," 1.0 mg. nicotine,  
av. per cigarette, FTC Report Apr. '75

Enjoy Viceroy flavor—now in a bold new pack.

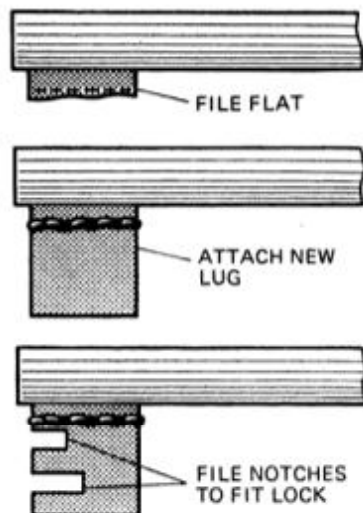
**Viceroy. Where excitement is now a taste.**



# HOMEOWNERS' CLINIC

## Desk key repair

I have an old desk with locks on all the drawers, and the wing or lug on the only key I have is broken off and has been lost. Can I repair the key, or must I make do without?—J. Satterwhite, Lexington, Ky.



I once made such a repair, beginning by removing the lock and prying off one of the plates, which was held in place by bent-over metal ears or tabs. On some old desk locks the plates are held by a rivet and you may have to file the rivet head down to remove the plate. Once the plate is off, you have a clear view of the mechanism and from this you can determine the fit of the replacement lug.

Cut a new lug from brass and solder or braze it in place. Then place the key on the guide and mark the locations of the necessary notches, usually on the front edge of the lug. Only repeated trial and filing will determine the required widths and depths of the notches to operate the lock freely.

## Window removal

I have a picture window consisting of a large, fixed center sash with double-hung sash at each side. There are three panes in the big center sash and one is cracked. In order to replace the cracked pane handily I need to remove the center sash. But how do I get it out of the frame?—J. Roth, Princeton, N.J.

I must make these two assumptions based on your description: that

the framed sash are an older type, and that the panes in the center sash are not double.

If you remove the inner stops you can usually lift the center fixed sash sufficiently to permit the lower rail to clear the stool (this part is often misnamed the "sill"). But such older units probably have been painted at least twice, which means that both the stops and the sash must be removed with extreme care or you will damage them.

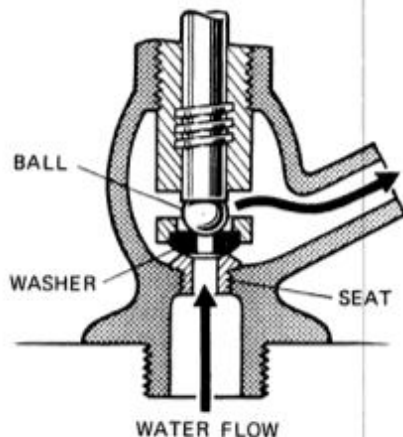
Loosen the stops by forcing a putty-knife blade inward along the edges to break the paint film. Do the same along the stool until the sash rail breaks free. Then you should be able to lift the sash out of the frame quite easily.

## What kind of faucet?

Recently I took apart a leaking faucet, thinking that it needed a new washer. A ball about 1/2 in. in diameter dropped out of it along with the washer, which was in pieces. Now I'm at a loss to know how to reassemble the parts. What goes where and what kind of faucet do I have?—A. Ashley, Salem, Ore.

According to your description you have a type of compression faucet. The ball, seated loosely at the bottom end of the stem, bears against the washer as shown in the illustration below.

The purpose of the ball is to effect a tight closure without turning the



washer against a fixed seat. Replace the washer and parts as shown. While you have the faucet apart, it's a good idea to replace the packing to prevent possible leakage at the stem.

## 'Tin-can' septic field

What's your opinion of my idea of using crushed aluminum cans to form a drainage or effluent field for a septic tank? Or do I hear you laughing?—R. H. Friedlund, Hanover Mich.

No, you don't hear me laughing! Good or bad, a new idea is refreshing. But by the time the idea is assimilated, the questions intrude: Do you need such a system in the almost universal sandy soils of your state? How do you propose to crush the cans—and into what shape or shapes? What happens to the crushed cans after they are buried in the field? Will they settle appreciably in time, requiring fill? Will your local or state health authorities approve such change from current practice?

I don't have the answers, but you should try to get them before beginning such a project. Also, it should be pointed out that aluminum cans have recycling value, which you will negate if you bury them.

## Planning savings

If you have any questions about what energy-saving home improvements can mean to you in dollars and cents, a good source of answers is *In the Bank . . . or Up the Chimney?*, a new 72-page book published by the Department of Housing and Urban Development. It gives clear, detailed instructions on insulation, storm windows and weatherstripping—and lets you know which improvements *won't* make sense in money terms for *your* house.

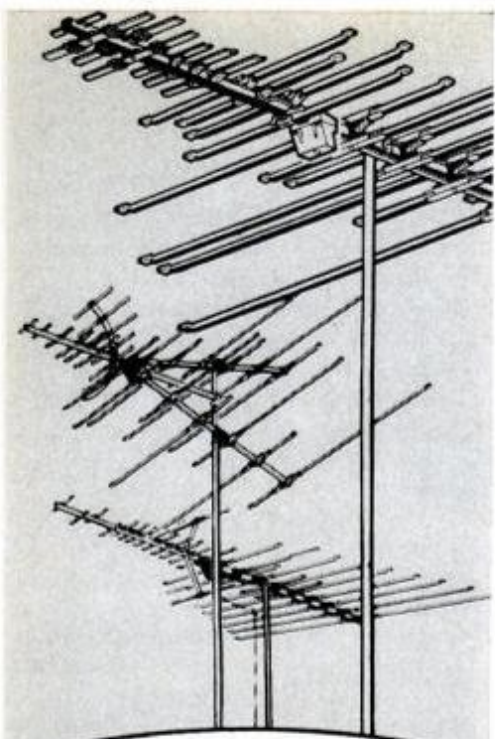
The book can be used anywhere in the Continental United States (including Alaska). Order it as stock No. 2300-00297 from Superintendent of Documents, U.S. Government Printing Office, Washington, D.C. 20402. Make out your check or money order for \$1.70 payable to Superintendent of Documents and allow five weeks for delivery. ★ ★ ★

Do you have a home maintenance or repair problem? Send it to Homeowners Clinic, Popular Mechanics, 224 West 57th St., New York, N.Y. 10019. Letters cannot be answered individually, but problems of wide interest will be discussed in this column. For more home repair and maintenance help, get PM's Home Care Guide, \$4.49 postpaid. Send orders to PM, Dept. HK5, Box 1014, New York, N.Y. 10019.

# Wine server



Pouring wine from a bottle held in this smart clear-plastic holder adds a graceful touch to party entertaining.



**YOU'LL NEVER KNOW HOW GOOD YOUR COLOR TV CAN BE UNTIL YOU INSTALL A WINEGARD ANTENNA!**

For the best possible color reception in your area, replace your old TV antenna with a Winegard antenna.

Winegard antennas are so popular because they perform so well, in their ability to produce a superb color picture, and in their resistance to wind and weather.

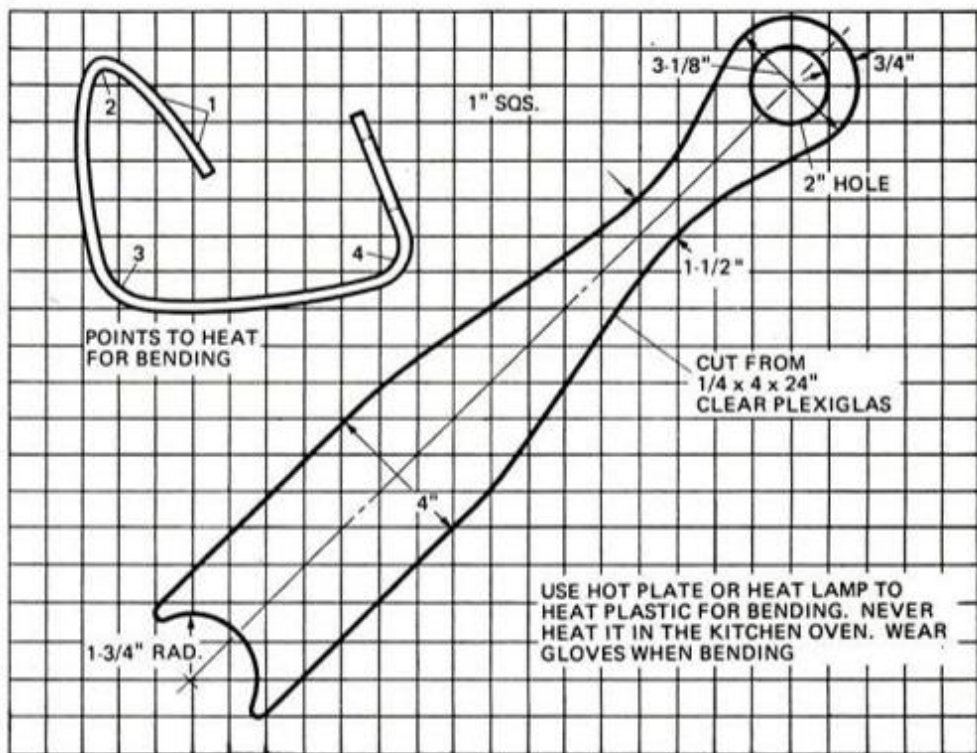
If you are not getting the color quality and picture clarity you expect from your TV set, it's very possible your present antenna is old, worn, or damaged. You may not be getting all the stations you should be. And "Ghosts" may be appearing in your picture because of new tall buildings.

For all of these problems, there is a solution. Winegard makes the most powerful and most sensitive antennas available, in a range of anodized aluminum models that meet the specific needs in every area.

So, if you haven't been getting the best possible TV picture, get the best antenna. See your Winegard TV antenna dealer soon. Or write to Winegard for a free booklet with answers to your questions about TV reception. Dept. M



**WINEGARD**  
TELEVISION SYSTEMS  
3000 Kirkwood • Burlington, Iowa 52601  
**THE TV ANTENNAS MORE PEOPLE LOOK UP TO**



Resting in this handsome holder, a bottle of wine is not only easier to pour but takes on an elegant look when you're serving guests.

Use a jigsaw, sabre saw or band-saw to cut the Plexiglas to shape and a 2-in. hole saw for the hole. Remove the saw marks by scraping with a sharp chisel or knife, then hand-sand with fine sandpaper and polish glass-smooth with a cloth buffing wheel

charged with polishing compound. The three bends are made by holding the plastic over a hot plate or a 250-w. heat lamp. Hold the plastic a few inches from the heater for about 10 minutes until it becomes soft, and wear gloves so you can handle the hot material. There is always some spring-back so overbend slightly. *Never heat acrylic plastic in a kitchen oven.*—Rosario Capotosto

# Castrol

**First with 20W/50 motor oil**  
**First with 10W/50 motor oil**  
**First to put Expertise**  
**in engine lubrication**



The World's Finest  
Lubrication for All Cars  
Motorcycles & Snowmobiles

Castrol GTX Motor Oil  
Also Available in 10W/40

Burmah-Castrol Inc. Member Burmah Group Hackensack, New Jersey 07601

# HOW WE'RE KEEPING AMERICA'S





# PHONE SYSTEM THE BEST IN THE WORLD.

90,000 tons of pure copper  
recycled by Bell System  
to save resources, cut costs.

We started recycling metals more than 30 years ago. Last year, we saved as much copper as a good-sized mine produces.

By using recycled copper, we also save energy. So we save three ways—resources, energy and money. And keeping our costs down helps us keep your phone bill down.

Recycling. One of the ways we're keeping America's phone system the best in the world.




# The proud smoke

Product of a proud land.

Tobacco. It's as proud a part of the American tradition as the Grand Canyon. At Liggett & Myers, we've made tobacco into a cigarette worthy of that tradition. The rich, mellow, distinctively smooth L&M. Smoke it proudly.

Warning: The Surgeon General Has Determined That Cigarette Smoking Is Dangerous to Your Health.




Filter King: 18 mg. "tar", 1.2 mg. nicotine, av. per cigarette, by FTC Method.

Dark as a tomb. Water neck high. A bubble of fetid air to sustain them. This was the ordeal of five men. . .

# Trapped in a sunken oil rig



Photo: U.S. Coast Guard



Without warning, the *Progress Marine II* capsized, leaving only part of pontoon above water (photo at left). Jack-up rig shown above is identical to the ill-fated drilling rig.

by Mary Kell

Early on the afternoon of Sunday, June 1, 1975, the tug *Admiral Lee* was towing a jack-up rig, *Progress Marine II*, to a new worksite in the Gulf of Mexico. It was a typically slow trip, for the derrick-topped rig tended to be awkward in the water. But there appeared to be no problems. The weather was ideal: a clean sky, only slight seas and almost no wind.

A crew of only 12 men—about one-third the normal complement—was aboard. There were two messmen, several deckhands, the toolpusher and the rig's captain. Some crewmen were resting in their bunks in the living quarters below deck. Others were topside, lazing in the sun.

The rig was about 18 miles southwest of Grand Isle, La., when it sud-

denly began to list to starboard. Within seconds it was apparent that the top-heavy structure would not recover, but would capsize.

Derrell John Dore, one of the men on deck, raced below to warn the sleeping crewmen. "I saw them in the hallway," he reported later. "We were all running—on a wall, not the deck! I ran into a room and then the water came against the door."

Joseph Bellard woke up in his bunk and had to struggle to get out of it as the room tilted. He headed for the deck hatch but was forced back by a wall of water.

Steve George felt a "funny shaking" of the rig as he lay in his bunk. "I thought it all was a bad dream. I got up to see what was going on and then—all of a sudden—there she was, rolling over."

The men who had remained on deck were thrown into the sea . . .

A jack-up rig like the *Progress Marine II* is one in the mélange of

specialized equipment developed to meet the needs of the offshore-oil industry. It's ideally suited to the relatively shallow depths of the Gulf.

This type of rig is basically a barge equipped with three or more vertically adjustable legs. On site, the legs are lowered until firmly planted in the ocean bottom, and the barge or hull is jacked up to about 30 feet above the water to provide a stable work platform. The hull of the *Progress Marine II* is 96 feet long, 50 wide and 10 deep. Its four adjustable legs are each 122 feet in length, permitting the rig to work in water as deep as 70 feet.

Like the *Progress Marine II*, some jack-ups have legs connected to a large pontoon—sometimes called a mat—that can be ballasted. The mat provides a broad area of contact with the seabottom, increasing the rig's stability. The *Progress Marine II*'s mat is 82 by 78 feet and 4 feet deep.

When the rig is to be moved, the

Author Mary Kell, former editor of *Undercurrents*, a magazine for commercial divers, specializes in reporting developments in the offshore-oil field.

legs are raised, pulling the mat close to the bottom of the barge's hull. But the raised legs plus the tall derrick tend to make the barge top-heavy when under tow.

At the time of the accident, the *Progress Marine II* was being used for maintenance and repair work on producing oil and gas wells. The rig was in about 40 feet of water when it turned over and came to rest at a

110° angle. The tops of two of its jacked-up legs hit bottom, becoming embedded in muck. Only part of the mat broke water.

It's estimated that it took 60 seconds for the rig to capsize. As it was going over, Bobby Coker, a repairman on a Shell Oil Co. platform about 600 yards away, yelled to Jim Arnett, the platform clerk. Arnett came on the run. "The rig was al-

most submerged," he said later. "A big cloud of smoke went up when the engines went under."

Arnett sent a Mayday to the Coast Guard station in Grand Isle and alerted officials at the Progress Marine office in Morgan City, La. The skipper of the platform utility boat cast off immediately and a helicopter, which had been sitting on the platform's pad, took to the air.



Six of the rig's crew were floating in life preservers near the wreck. With the copter pilot serving as spotter, the utility boat pulled four to safety. The other two were rescued by the skipper of the *Admiral Lee*.

The six other crewmen were presumed trapped in the hull of the rig.

Cmdr. Ron Stenzel, chief of the Coast Guard search and rescue center

in New Orleans, ordered several cutters to the scene. Soon after the first distress call, a Coast Guard helicopter was airborne with a team of divers from Global Divers and Contracting, Inc., Harvey, La.

Sam Toga, a Continental Oil Co. dispatcher in Grand Isle, knew the tug *Jean G* had a diving crew aboard and was in the vicinity. He called the tug to proceed to the capsized rig.

Toga would remain on duty night and day, coordinating communications, relaying progress reports and requests for men and equipment.

Officials at Progress Marine, Inc. had the barge *Sal Duey* moved to the site and requested additional divers from Ocean Systems, Inc. and Continental Diving.

The *Jean G* arrived about 5:00 p.m., two and a half hours after the rig turned turtle. Global divers in the Coast Guard helicopter landed 15 minutes later.

Chuck Mowry, a lean, bearded man, had been designated diving supervisor and coordinator. Seconds after stepping out of the helicopter, he huddled with Progress Marine officials and rig toolpusher Paul Reed, who advised on the probable location of submerged rig equipment and made sketches of the interior layout.

A companionway ran down the center of the hull, connecting the galley in the bow and the engine room in the stern. Sleeping quarters were amidships, four separate rooms, two on each side of the companionway.

"First we climbed out on the hull of the rig and tapped in various places," Mowry later explained. "The rig was making a lot of noise—creaking and groaning as it wallowed—and we didn't hear any response from inside. Then we made several survey dives.

"The water around and under the rig was a mess with a jumble of pipe, catwalks, steel walkways, tangled lines and hanging crane rigging and masses of other loose rubbish."

The debris constituted a real hazard to divers dependent on surface-supplied air through hoses that snaked and looped behind them.

"We finally decided to try to enter a hatch near the bow by the galley where there wasn't as much junk in the water," Mowry said. He headed the first team of divers.

Tugging and prying at the submerged hatch cover, they found it was jammed by the pressure of the sea and could not be opened in a normal fashion. With underwater burning gear, they cut the hinges of the hatch, pried it loose and entered the black swirl of the flooded galley.

Each diver carried a powerful underwater light but could see only

*(Please turn to page 134)*

Art: Herb Mott

**Poor visibility** hampered divers' rescue efforts. In galley (detail, near left), man lying on pipe startled diver by grabbing his arm. In engine room (detail, far left), four men desperately awaited help, were finally found by diver emerging from water into their fume-doler air pocket.



# Vans have got a lot more going!

For rolling sports shelter, surfer chalet or party pad, these turned-on trucks offer you on-the-go fun.

by Bob Behme

What has four wheels, an outside paint job that often looks like a psychedelic sunrise, interior decor that can resemble a plush padded cell, and is becoming a way of life for a lot of young peripatetic people?

If you've been out on the highway recently, the easy answer of course is custom vans. They are the only RVs selling well in today's slowed-down automotive economy, and now the rigs are making a successful transition across age and culture barriers. Whole families are finding out about these far-out versatile vehicles that have been giving the kids their kicks.

The idea began in 1969 when spartan panel delivery trucks and utility vans began to be customized by the 17-to-25 generation. Converted into portable pads, the vehicles reflected the individuality of the owners and were tagged with the title: "Sin Bins." As one young driver explained, "Vans were essential. Take a girl out in a car, park, and in five minutes

every cop in town was shining a flashlight in your face. With a van you had a little privacy."

In the years since, vans have changed. Though still built from windowless utility rigs, they've become a whole new type of recreational vehicle that offers luxury living at relatively low cost. They've become more respectable and law-abiding, too—you don't have to be a wandering single to enjoy the benefits of traveling in style in a rig customized to suit your own particular needs and tastes. Today's models are for all generations—for family outings, hunters, campers, skiers, fishermen—anyone who likes the outdoors with a touch of class indoors.

Converted vans make good economic sense, too. While most lack the cooking, dining and storage facilities of larger, more lavish motor homes and campers, they're still suitable for weekend living—at a fraction of the cost. They also deliver surprisingly good gas mileage, making them economical to operate.

You can do your customizing yourself or have it done by a specialist. For around \$400 to \$700, you can install many of the luxury features a professional customizer would provide. Or you can go all the way with a commercial custom job and spend \$3000 or so. Either way, you'll wind up with a unique, fun-packed, luxury RV for what is still a remarkably low price.

Like the custom cars of the '50s, the first van conversions were hand-built, but now a number of firms mass-produce them. Among these are big conversion companies like Hop Cap, Sportsmobile and Gerring in Indiana, Red-E-Camp and Bizi-Bodi in California and LPR in Wisconsin. Van specialists are spreading, and the local directories in almost any city will now list one or more. You can choose between plush carpeting and artificial fur for the floor, walls and ceiling, and add roll-away or water beds, custom lounges, eight-track stereo, built-in bars and special


*(Please turn to page 160)*



**Dodge Tradesman** (left) gets torrid look once conversion specialists paint on favored geometric forms and flames.

**New Ford Econoline** (right), called a "third generation" model by maker, is suitable also for in-and-out styling.

**Chevyvan** (below) converted by Bizi-Bodi, van specialists of San Jose, Calif., to match decor of a ski-boat.




1. **Ford designers** created these van conversion suggestions. Beach buggy has tank racks, bunks for scuba divers, rack for surfboards.



2. **Winter sportsmen** can park at ski slope and warm up between waits in lift line in this Econoline van conversion with galley, bunks.



3. **Formal office setup** far from the far-out party-pad decor, puts desk, clothes and supply closet, bar and conference table in back.



4. **Trail action** is aided with drop-ramp tailgate for bicycles, trail bikes, karts or snowmobiles. Track, trail supplies, bunks are carried.

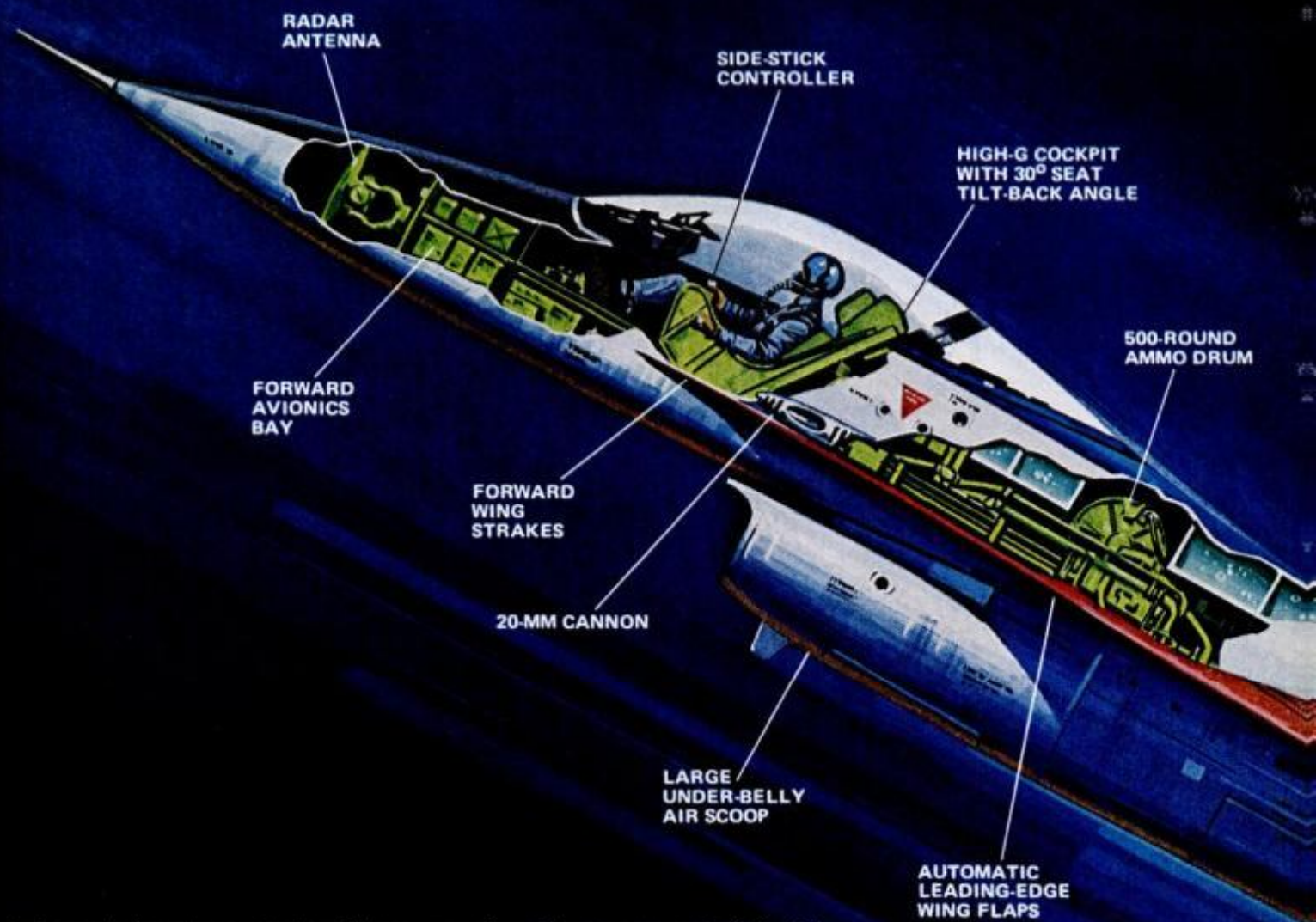


5. **Sportsmen especially** can use camping vans at right and below. Headroom is low, but hunting group or full family fit in for sleeping.



**Camper van**, with add-on cabana-tent, stretches accommodations and range for on and off seasons.





**N**ever before has a single military aircraft excited so much interest the world over. It's the F-16, newest, hottest addition to U.S. air might and a plane that may well become the most sought after of all time. Scarcely off the drawing board, the fighter has not only been adopted by our own Air Force, but has become the popular choice of four other NATO nations, beating out such stiff competition as the famous French Mirage and the radically new canard-winged Swedish Viggen.

Belgium, Norway, Denmark and the Netherlands have jointly signed up to purchase 350 of the sleek, multi-role supersonic jets, and other countries, including Canada, may follow suit. The U.S. Air Force has ordered 650, and the Navy is expected to buy 800 more for carrier use, bringing the initial total to 1800. With anticipated additional purchases, production runs may eventually go as high as 3000 to 4000—possibly the greatest number of any

one aircraft type ever manufactured.

What accounts for the F-16's incredible appeal? It's not the biggest, not the fastest, not the most powerful. In fact, by modern fighter standards, it's a relative baby. Developed by General Dynamics, the single-engine single-seater represents a new concept in low-cost, high-performance lightweight fighters, designed to provide both air superiority and economy at the same time. It's fast, tough, deadly and versatile—all for what is considered the remarkable price of \$4.6 million per plane. That may not sound "cheap" to those of us who cringe at a \$50 grocery bill, but in the world of military hardware it's a bargain—other comparable fighters go for \$8 to \$12 million apiece.

With an overall length of 47½ feet and a wingspan of 31, the F-16 is considerably smaller than earlier fighters like the F-14 Grumman Tomcat (62 by 64 feet) and the F-15 McDonnell Douglas Eagle (64 by 43


**Needle-nosed F-16** is small, light, highly maneuverable fighter capable of Mach 2 speeds (twice the speed of sound). Below, note side-stick control handle on right and sharply back-tilted seat to help the pilot withstand high G forces in combat.





# F-16 The fighter everybody wants

by Sheldon M. Gallager  
EXECUTIVE EDITOR



IN-FLIGHT  
REFUELING  
RECEPTACLE

WINGTIP  
SIDEWINDER  
MISSILE

ANTICOLLISION  
TAILLIGHT

GENERAL DYNAMICS  
**YF-16**  
01507

RUDDER  
SERVO-  
ACTUATOR

RADAR  
WARNING

25,000-POUND-THRUST  
JET ENGINE

VENTRAL  
FINS FOR  
STABILITY

ARRESTING  
HOOK FOR  
CARRIER USE

ALL-FLYING  
ELEVATOR


SPEED BRAKES  
(SHOWN OPEN)

# 10 tips to keep you on the road this winter

by Michael Lamm  
WEST COAST EDITOR



**1** When you feel your car start to skid, let up on the gas at once and steer into the skid. Actually, you will automatically steer into any skid, because that's the way you wanted to go in the first place. Do *not* hit brakes. Instead, tap them lightly in short bursts.



**M**inimize dangers of winter driving by preconditioning your reflexes. Read these tips, and practice before you need to use them. Carry what you'll need: chains, sand, short shovel, blankets, ice scraper, flares, matches, even food. Drive with headlights on, but be sure to turn them off when you park. Concentration, caution and low speeds are your best friends on slippery roads. Remember to buckle up snugly so you stay in place during unexpected maneuvers.

**2** If you're stuck in snow, shovel paths ahead of and behind each tire. Be sure your wheels are pointed straight ahead. Rock car gently; spread sand for added traction.



**3** Different chains go on in different ways, but most commonly you lay them out behind wheels with hooks on inside, spring clamp holding end to rim. Bunch up chain, drive forward. Rubber bands hold chains tight; stop flapping.



**4** Good vision is key to safe winter driving; be sure both sides of windshield and all other windows are clear. Dust or scrape off headlights and taillamps, too.



Art: Harry Borgman



**6** 200 pounds of sandbags in your trunk helps traction. Sand also comes in handy to sprinkle on icy surfaces and to increase tire traction.



**5** When rocking car, shift smoothly between reverse and drive. Try not to make tires spin and let transmission cool every five minutes.



**7** Hard braking can lock wheels on ice; tires that slide have no traction. Pump brakes at one-second intervals if you feel your tires locking up.

## IF YOU'RE . . .

**8** Stuck in a blizzard, leave your car only if you know you can reach safety. Otherwise stay with it. Wrap up in blankets, newspapers, floor mats, whatever. Fast-idle the engine at intervals to heat the heater, but don't waste gasoline or the battery.

**9** Locked out because the door locks are frozen, unfreeze them by heating your key with a cigaret lighter or match. You might also try pouring hot water over locks. You can prevent frozen locks by lubricating them with powdered graphite.

**10** Suddenly driving on glare ice, slow down either by tapping brakes or simply by coasting. If you're trying to get rolling, accelerate very gently. Test slipperiness by jabbing brakes or accelerator, depending on speed.


# Simple cameras can take good pictures—if you let them

by Ivan Berger  
PHOTOGRAPHY EDITOR

**T**hink you need a fancy camera to get good shots? You don't.

But what you do need is a mind that's alive to what makes good pictures and that flashes a warning signal when you're about to take a bad one.

A \$400 camera doesn't make you a good photographer. It just lets you shoot equally good (or equally bad) photos under a wider range of picture situations. And all



Panning camera with action simplifies the background by blurring it—and keeps the moving subject sharp, even on simple cameras without fast shutter speeds.



Background and foreground are equally sharp with most simple cameras: So pick clean, interesting backgrounds that make this sharpness pay off for you.

Always ready, simple cameras make it easy for you to get quick shots like this—if you can keep yourself ready to see and shoot them.





Window light, soft but directional, is great for portraits.

Backlighting illuminates faces softly, puts highlights in hair, lets subjects keep eyes open without squinting into sun.




Photo: Rhoda Berger



Cameras that focus can simplify complex backgrounds by blurring them.



Good snapshot isolates its subjects against non-distracting background, shows people living — not just posing.



**Common goofs** abound in the top photo: The foreground is nice and sharp, but there's a lot too much of it, and the background where the interest is is far away and fuzzy. Moral was to move in close, check focus. But close-ups have their own problems (above center): Arms and legs swell to elephantine size if they project toward the camera. Harsh shadows on face, eyes squinting into sun, horizon through head also disfigure this shot. Third try (bottom photo above) has higher angle to isolate subject on plain background, better pose to keep subject's proportions correct, better light on face, fewer shadows.



**Tilted horizons** are a common fault: Hold your camera level at all times.

the good techniques and horrible-example pitfalls shown here apply just as much to Nikons as to Instamatics.

With three exceptions, these photos weren't taken for this article—I dug them up from my own personal and family photo archives. Among the cameras used were a \$30 35-mm camera from a firm you never heard of, a Kodak Pocket Instamatic, a \$30 Polaroid Super-Shooter, a folding Kodak from the early Thirties and an old, used Rolleicord. Can you tell which camera shot which?

Not every photo goof found room in our picture layout. Here are some favorites we had to leave out:

**Bad backgrounds.** These range from the merely distracting (a room full of furniture, a horizon full of telephone lines) to the classic telephone pole or tree growing out of someone's head. These problems are usually visible in the viewfinder—but you must remember to look for them. Move around, move your subject if necessary (and if possible), until you get a plain background.

**Bad shadows.** Shoot with the sun over your shoulder, as so many photo books have recommended, and you not only get subjects squinting at the sun, you may get your own shadow in the picture. Watch also for shadows falling on your subjects' faces (twigs and leaves cast especially distracting ones).

**Obstructed lens.** Be careful your fingers aren't in front of the lens when you shoot; and keep your lens clean with soft lens tissue, for sharper images.



**Cut-off heads in close-ups** are due to different views seen by camera's lens and viewfinder. Difference is negligible with distant subjects (above), but big when subjects are nearby. Viewfinder frames in all but simplest non-reflex cameras (right) show what will be cut off at close distances.

**Bad flash.** Read the instructions and find out the range your flash is good for. Try to shoot flash at 50 feet, and you'll just get darkness, while flash from too close can wash out details. If you must flash when a window or mirror is in your field of view, stand at an angle so the glass won't reflect light back in your lens.

**Think.** The best good-picture accessory is your brain—which you can use with any camera. ★★★



**Empty foregrounds** (top) are sometimes easy to fill; I waited for the other ferry, then maneuvered to get fellow tourists in shot. (New Yorkers will spot this as old shot: no 110-story World Trade Center).





Photo: Leynard Berger

# IT'S NEW **NOW**

## New model planes

Model planes are turning up in interesting new shapes. The rubber-band-powered craft at near right has a pusher prop and unusual large rear wing, claimed to provide greater stability. Springy foam wheels soften landings, and wings and tail pop off undamaged in a crash. Skywinder, with geared crank to speed winding, \$4.95. Amsco Industries, Springfield, Mass. 01101. At far right is a fuel-powered, control-line autogyro with a 17-inch rotor that actually autorotates to provide lift and gentle power-off landings when fuel is exhausted. Kit is \$9.95 postpaid or \$16.95 with engine. Kopter Kit Co., Box 607, Saddle Brook, N.J. 07662.



## This flying saucer is no mirage

Half airplane, half airship, this saucer-shaped Sky Ship may become the world's largest air cargo carrier. The 30-foot-diameter craft, under development in England, is a test prototype of a much bigger version that will be 700 feet in diameter and able to transport 400 tons. It uses turboprop engines for thrust, but incorporates helium air bags for added lift and increased payload.



## Robot bomb detector rolls fearlessly to work

If you're afraid to approach your car because it might have a bomb in it, you send a robot instead—naturally. This mobile TV camera can be remotely controlled to peer into cars believed to contain bombs. It sends back pictures of what it sees to a TV monitor a safe distance away. The British Army uses it to check out suspicious vehicles, but doesn't say what happens if a bomb is hidden from view or doesn't look like a bomb—ouch!



## Electronic checkbook

This pocket-sized electronic checkbook has built-in calculator for entering withdrawals and deposits and keeping a running balance. Memory keeps balance even when unit is shut off. Check-Master, \$39.95, Mostek Corp., 13300 Branch View Lane, Dallas, Tex. 75234.

## Electric-three-wheeler hits 30 mph

This three-wheeler is electric-powered, eliminating fuel costs and pollution problems. The British-made Charger, said to be the first of its type in England, hits up to 30 mph, can be recharged overnight and costs only a few cents a week to operate. Price is about \$900.



# Zero-in for hunting

For accuracy at the range or afield, these techniques put you on target.

by Tom Faulkner

No marksman, no matter how skillful, can hit anything consistently unless his gun shoots where he's aiming. The guarantee for a bull's-eye every time is top-grade equipment that is properly zeroed-in. This means gun sights that are adjusted correctly so you hit the target at which you're aiming. We all do miss at times, but the miss should be *your* fault—not the gun's.

The purpose of sights on rifles and handguns is well known to most shooters, but many do not realize it is possible and important to zero-in shotguns as well. First, however, let's check out a rifle with its basic sights.

## Most rifles have open sights

Almost all rifles come with simple factory-installed sights, known commonly as "open sights." The adjustable rear sight consists of a piece of metal with a V or U-shaped notch cut in the middle of the upper edge. The front sight usually is a fixed blade or bead that is lined up in the rear sight notch. The process of placing the front sight on the target and simultaneously lining it up with the rear sight is called the "sight picture." Obtaining the correct sight picture and repeating it without variation for every shot is the key element of accurate shooting.

Two other types of sights are also used on rifles. One is the rear aperture or "peep" sight with a circular disc and a small hole in the middle. The shooter looks through the hole and places the top of the front sight blade or post in the middle of the circle. The third type is the telescopic sight which magnifies the target and

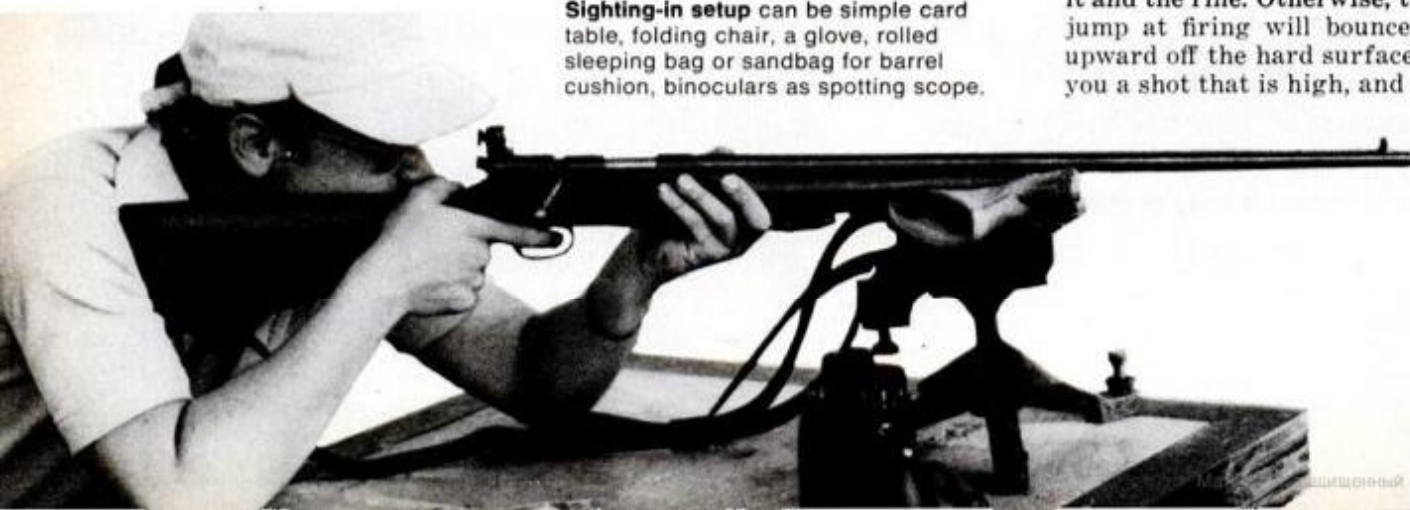
utilizes adjustable cross hairs, a single post, or a combination of both.

Theoretically, a perfectly sighted-in rifle, fired with a completely steady hold and a perfect sight picture, should put every bullet in exactly the same place. Actually, this doesn't quite happen, although it's possible to come very close. The limitations on perfect accuracy are the result of four variables. These include the limitations of your own eyesight in correctly lining up the sights on the target; the fineness of sight adjustments; the steadiness of your hold; and the inherent accuracy (or lack of it) of the rifle itself and the ammunition. All four limitations can be overcome somewhat. Peep and telescopic sights reduce eyesight limitations and permit finer adjustments. A steady rest helps. Highly sophisticated target rifles and custom ammunition are more accurate than standard rifles. But for normal hunting or plinking, any sporter rifle and standard ammunition made by reputable manufacturers have all the accuracy you will need.

## You'll need a steady rest

Regardless of the type of rifle or sights you use, a steady rest is a must for zeroing-in. This should go under the fore-end of the rifle. Commercial rests can be purchased and are often available at club or public rifle ranges, but it's just as easy to improvise a rest out of an old pillow, a rolled up sleeping bag or several sand bags. The rest you choose should have flexibility to simulate the normal "give" of your hand when shooting without a rest. If you use a hard rest, place a sponge or thick glove between it and the rifle. Otherwise, the muzzle jump at firing will bounce the rifle upward off the hard surface and give you a shot that is high, and when you

**Sighting-in setup** can be simple card table, folding chair, a glove, rolled sleeping bag or sandbag for barrel cushion, binoculars as spotting scope.





**Shotgun is pointed** rather than sighted. Proper fit helps determine accuracy and measurements shown at right can be adjusted or altered by gunsmith.

correct for it, the rifle will shoot low when the rest is no longer used.

The steadiest positions are prone, (down on your stomach) or sitting at a bench or table. If there is a rifle range nearby, use it by all means. It usually offers fixed target holders, measured distances and shooting tables and positions. Otherwise, find a safe open area with a good backstop and pace off the desired range. Shoot from a prone position or use a folding chair and card table.

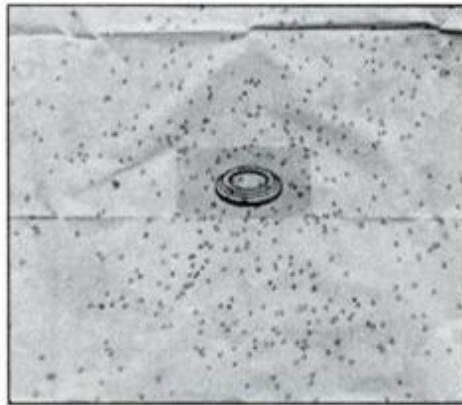
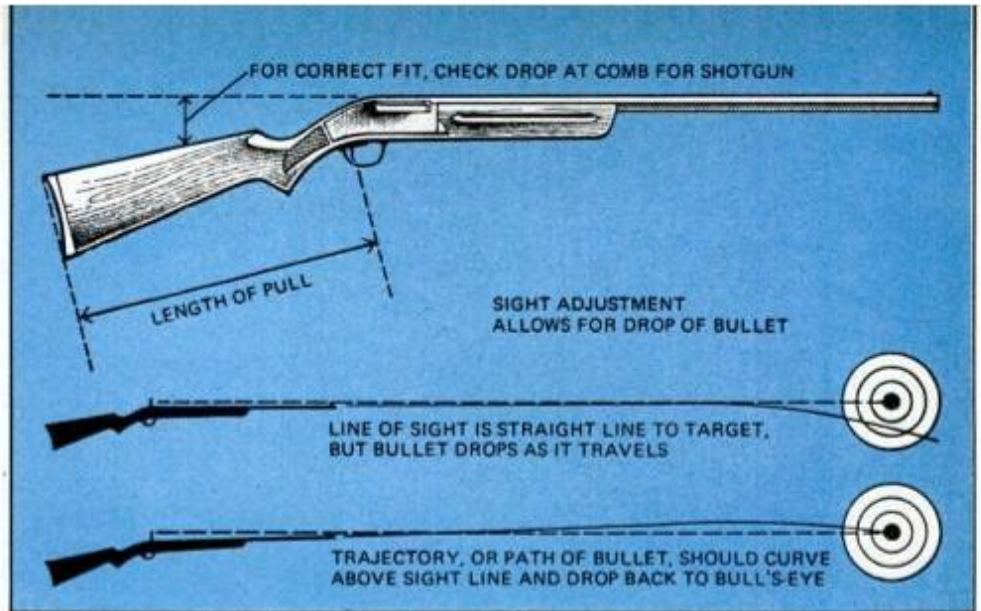
For .22-cal. plinking rifles, sight-in at 25 or 50 yards, or the distance you prefer. Most hunting rifles in .22 cal. or the larger centerfire calibers are best zeroed-in at 100 yards.

### Sighting-in your rifle

Here's the procedure for sighting-in. Set up your target and fire two shots as carefully as possible. Squeeze slowly and avoid jerking the trigger. If the two shots are on the paper and within a few inches of each other, mark the point midway between them and adjust the sights to move this point toward the bull's-eye. You always move the rear sight in the direction you want the bullet to go. If the group is low and to the left, for example, move that rear sight higher and to the right. If your first two shots don't even hit the paper, move your rest closer to the target until they do. Work the group in toward the bull's-eye, then return to your 50 or 100-yard position and make your final adjustments.

Final groups should be three shots and the zero should be in the middle of the triangle formed by the three holes. Many shooters wonder how small these final groups should be. This depends on you and your equipment. Generally, at 100 yards using open sights, you can expect three to four inches between the two most widely separated shots. Peep sights should reduce this to two to three inches, and telescopic sights could narrow it down to two inches or less. Many rifles and shooters will do even better. At 100 yards, top marksmen can cover five-shot groups with a nickel. For zeroing-in at 50 yards, divide the above figures by two; and at 25 yards, by four.

If you can't achieve groups as small as those mentioned, you may not have a steady enough rest, you may be jerking the trigger, your sights may be loose (check all mounting screws) or, sadly, you may just have a rifle of poor accuracy and need a better one.



**Grouping for shotgun** (upper left) shows pattern clustered properly around clay pigeon picture. Rifle two-shot groups (above) are moved toward center by moving rear sight in same direction. Experienced handgunner can fire five-shot groups offhand for zeroing-in.

Shooters who sight-in rifles or switch sights frequently should consider purchasing a collimator. This device is hung on the end of the rifle barrel and permits preliminary sight adjustments before firing that should get your initial shots on the paper. They cost about \$15 to \$25. And if you become a frequent rifle range shooter, a spotting or target scope lets you see where your bullets are striking without your leaving the shooting position.

Bullets, of course, are subject to the law of gravity and start dropping the instant they leave the rifle muzzle. Your line of sight will be a straight line to the target, but the bullet must follow a curve above the line of sight. As a result, a rifle sighted "dead on" at 100 yards will shoot a bit high at 50 yards and low at 150 and beyond because of bullet

drop. Major ammunition manufacturers like Federal, Remington and Winchester include trajectory charts in their ammo catalogs so you can determine where a bullet will strike at other than zeroing-in range and enable you to zero-in your rifle for, say, 200 yards while shooting at a 100-yard target.

### Handguns

In general, handguns are less accurate than rifles and are shot at much shorter ranges. Proficiency is more difficult, and a beginner should try to get expert instruction. Some handguns without adjustable sights are acceptable for short-range plinking, but rear sight adjustment is needed for serious marksmanship.

Most experienced handgunners will zero-in their sights by shooting

(Please turn to page 154)



# Gear up for snow

by Glenn S. Hensley

Get a machine that meets your needs, learn to use it efficiently—and you can easily send snow packing.

Snow is beautiful—to most people. But to designers of snow-removal equipment, it's something else again.

"From an engineering point of view, snow's a mean and miserable product of nature," says John Posewitz of Gilson Bros. "It varies in density from feathers to rocks; varies in stickiness from talcum powder to molasses. It's a real achievement that modern snowblowers and throwers will effectively handle this stubborn substance."

In addition to snowblowers and throwers (there is a difference), there are blades (dozer type or "V") and rotary power brooms. Let's look at each of them.

■ **Snowblower.** Engineers at International Harvester Co. point out that this type of unit is generally used on self-propelled, walk-behind machines. It has a low-speed auger that feeds the snow into a higher-speed fan and paddle arrangement. Though this design generally requires less horsepower, it makes for a longer overall unit. It is a two-stage machine.

■ **The snowthrower,** by contrast, consists of a single, high-speed auger with paddles at the center to throw snow up and out a chute. The more paddles on the auger, the less pulsation the snow stream will have, and the more snow it will throw if proper-

ly designed. These are single-stage machines and are usually used as attachments on garden tractors.

Some small throwers use a rotary rubber paddle system to toss snow through a "venetian blind" deflector. For light duty, they are relatively inexpensive and easy to store.

Snowblowers and throwers are probably the best types of units for most snow-removal tasks. These units remove snow from areas with selective, directional throw; discharge chute rotation ranges up to about 250°. They are capable of handling heavy and light snowfalls efficiently, tossing the snow from 3 to over 40 feet. There might be some clogging in wet snow, engineers caution.

## Blade may reduce area

■ **Dozer-type or "V" blades** do not really get rid of snow. They just shove it from one place to another as space, traction and power allow. Repeated use of a blade for clearance can eventually lead to a snow buildup along the side of a walk or driveway, reducing usable area. Heavier snowfalls often impair traction, hampering proper clearing. Blades on tractor-mounted, front-end loaders can, however, scoop up snow and haul it out of the way.

■ **Power brooms** are fine for light, dry snow, but they have limitations. Engineers point out, for instance, that brooms tend to clog during use and bristles may freeze up. But if you need to brush away a light cover of powder snow, a broom will work well. Besides that, you might be able to use it for other duties during the

year, such as brushing leaves off a walk.

Naturally, a major consideration (in addition to finances and your local average snowfall) is the kind of space that must be kept open around your house.

Throwers and blowers work well on hard surfaces like concrete or blacktop. Over grass, they are also effective and handy, but on gravel surfaces, or areas littered with trash, they must be operated with great care. They can send rocks and sticks soaring into orbit (or into your neighbor's picture window.)

Blades do a good job on gravel or hard surfaces, but they play havoc with sod. Brooms perform best on hard surfaces, but remember, they too can catapult gravel and debris.

Outdoor equipment specialists caution that the time you have available for snow-removal tasks needs to be taken into consideration. For example, an average fast, snow-clearing speed is about 2 mph. At this speed, an implement 44 inches wide clears about 525 square feet a minute, requiring somewhat more than half an hour to clear half an acre. A smaller unit, only 26 inches wide, clears about 325 square feet of snow a minute, requiring a bit more than an hour to clear the same half-acre.

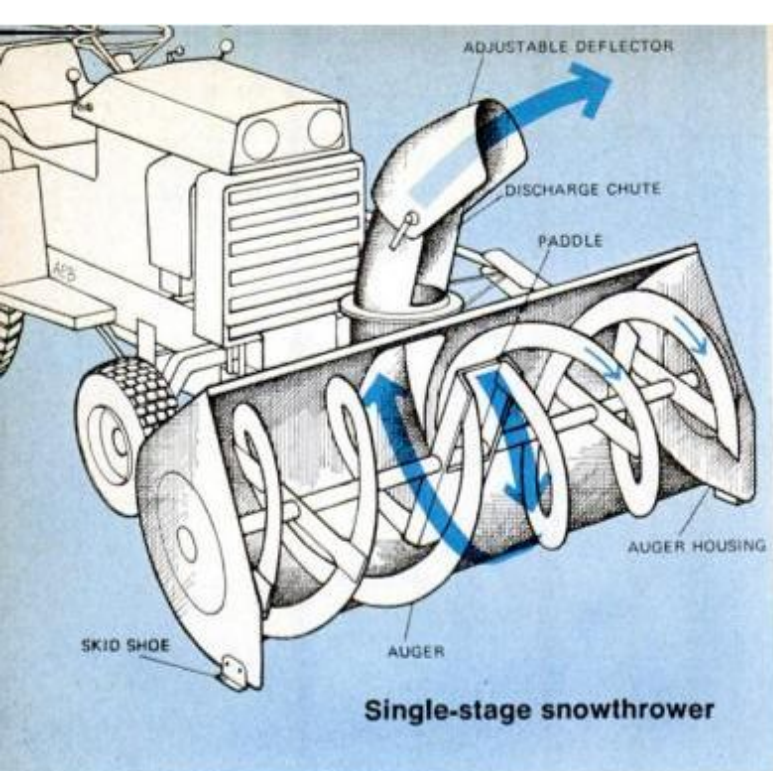
## Wider cut, higher price

What will your new machine cost? Walk-behind, self-propelled snow throwers/blowers that clear 30-inch paths will cost you from about \$550 to over \$700. Six-hp machines, clearing about 24 inches, are priced from about \$400 to more than \$500. Four

# Guide to new snowmovers

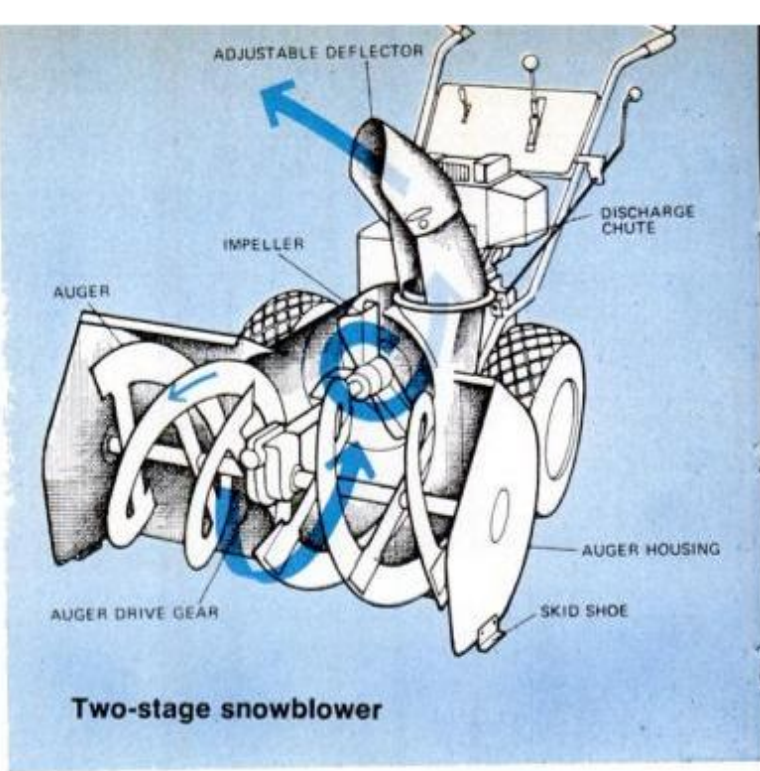
Make/Model	Walk Behind	Tractor Mounted	Hp.	Starter	Speeds	Stages	Width of Cut (in.)	Optional Accessories
<b>Allis-Chalmers</b> 28	x		8	Recoil	3-F, 1-R	2	28	Electric start, tire chains
	x		5	Recoil	2-F, 1-R	2	24	Tire chains
	x		4	Recoil	1-F, 1-R	1	21	Tire chains
<b>AMF</b> 1362	x		8	Electric	4-F, 1-R	3	26	Windshield kit
	x		6	Recoil	4-F, 1-R	2	26	Electric start, windshield kit
	x		5	Recoil	1-F, 1-R	1	20	Electric start
						1	36	
1364	x					40		
5604		x						
5586 (blade)		x						
<b>Ariens</b> 832D	x		8	Recoil	5-F, 1-R	2	32	Electric start, customer maintenance kit, chains, slicer bar, differential kits
	x		8	Recoil	5-F, 1-R	2	24	
	x		6	Recoil	5-F, 1-R	2	24	
	x		6	Recoil	4-F, 1-R	2	24	
	x		6	Recoil	4-F, 1-R	2	20	
	x		5	Recoil	4-F, 1-R	2	20	
	x		4	Recoil	4-F, 1-R	2	20	
						1	48	
			x			1	36	
			x			1	42	
<b>Bolens (FMC)</b> 832	x		8	Recoil	4-F, 1-R	2	32	Electric start, slicer bar, roller kit, mittens, protective cab
	x		8	Recoil	4-F, 1-R	2	26	
	x		7	Recoil	4-F, 1-R	2	26	
	x		6	Recoil	4-F, 1-R	2	24	
	x		5	Recoil	4-F, 1-R	2	24	
	x							
<b>Columbia (MTD)</b> 950-5	x		8	Recoil	5-F, 2-R	2	33	Electric start
	x		8	Recoil	5-F, 2-R	2	26	
	x		5	Recoil	1-F, 1-R	1	21	
	x		5	Recoil	1-F, 1-R	1	20	
<b>Gilson</b> 55012	x		8	Recoil	3-F, 1-R	2	28	Electric start, tire chains and customer maintenance kits for 5-8-hp models
	x		8	Recoil	3-F, 1-R	2	26	
	x		5	Recoil	3-F, 1-R	2	26	
	x		5	Electric	3-F, 1-R	2	26	
	x		5	Electric	3-F, 1-R	2	18	
	x		4	Recoil	1-F, 1-R	2	18	
<b>Gravely</b>		x				2	44	Hydraulic lift, enclosed cab
		x				2	34	
		x				2	28	
<b>Homelite</b> S-8	x		8	Manual	3-F, 1-R	2	28	Electric start
	x		4	Manual	1-F, 1-R	1	21	
<b>International Harvester</b> 328	x		8	Recoil	4-F, 1-R	2	32	Electric start
	x		8	Recoil	4-F, 1-R	2	26	Electric start
	x		5	Recoil	4-F, 1-R	2	26	
						1	32	
			x			1	36	
			x			1	36	
			x			1	42	
			x			1	60	
<b>Jacobsen</b> Imperial 30	x		8	Recoil	4-F, 1-R	2	30	Electric start, tire chains
	x		6 or 8	Recoil	4-F, 1-R	2	26	Electric start, tire chains, drift slicer bar
			5	Recoil	1-F, 1-R	1	20	Electric start, tire chains
	x		2	Recoil	Not self-propelled	1	NA	Dual handles for holding when clearing steps
<b>Massey-Ferguson</b> 288	x		8	Recoil	4-F, 1-R	2	26	Electric start
		x				1	up to 48	
		x				1	34 to 44	
<b>Toro</b> 1032	x		10	Electric	3-F, 1-R	2	32	Tire chains, drift breakers, cab housing
	x		8	Recoil	3-F, 1-R	2	32	Electric start, tire chains, drift breaker, cab housing
	x		8	Recoil	3-F, 1-R	2	26	Electric start, chains, drift breaker, cab, heavy-duty skids
			7	Recoil	3-F, 2-R	2	24	Same as above
	x		5	Recoil	3-F, 2-R	2	24	Same as above
	x		3.5	Recoil	1-F	1	20	
	x		2	Recoil	Not self-propelled	1	21	
	x		2	Recoil	Not self-propelled	1	14	
						1	48	
						1	42	
						1	37	
<b>Wheel Horse</b> 6-7452		x					56	
		x					42	
		x					42	
		x					42	
		x					42	
<b>Yard-Man</b> 7200		x	8	Recoil	5-F, 1-R	2	30	Electric start, tire chains, lighting kit, vinyl cover
		x	7	Recoil	5-F, 1-R	2	26	Same as above
						1	38 or 42	
		x				32		

Key to abbreviations: F, forward; R, reverse; NA, not available. Note: Most major makes are included, but not all models in a particular line.



**Single-stage snowthrower**

**High-speed auger moves snow** to center, where paddles propel it up discharge chute. Usually, single-stage units attach to tractor.



**Two-stage snowblower**

**In snowblower, low-speed auger** feeds snow to fan or impeller. Generally, this design requires less power than snowthrower.

to 5-hp units average from about \$350 to over \$475. Units to mount on existing 12, 14 or 16-hp garden tractors can cost from a low of just under \$400 to over \$500. Blades for this size garden tractor are priced from about \$100 to over \$150.

Throwers for garden tractors of about 8-hp cost in the neighborhood of \$400, and blades for these tractors top the \$100 mark.

Width of clearing in one pass ranges from 14 to 32 inches for walk-behind, self-propelled models. Garden tractor-mounted throwers range in width of cut from 32 to 48 inches.

Forward speeds available range from one to as high as five. A reverse drive gear is a highly important feature, as is the ability to lock in or out the power for each traction-drive wheel.

### Speeds provide flexibility

I like a machine with at least three forward speeds. With this flexibility, I have a slow speed for maneuvering into dense drifts and a high speed for galloping through a light layer of snow with at least one intermediate speed for in-between snow depths.

In these days of high-priced fuel, there's ample incentive to cut power costs in operating snow-removal machines. You can save both time and money if you throw the snow to only one side. Start from the side opposite to where the snow will be thrown. At the end of each pass, rotate the discharge chute 180° for the return pass. This will keep the direction of snow discharge all on one side.

In an alternate pattern, try, where possible, to throw snow to the right and left by starting your removal pass directly down the middle of the area. Plow from one end to the other, throwing snow to each side without changing the position of the chute.

Most manufacturers urge that their machines be operated at full throttle for maximum power. In deep or drifted snow, it's most economical on fuel to drive the auger into the snow, disengage the traction drive and allow the auger to chew up and spit out its load. Repeat this procedure until you get a path cleared. On the second pass, overlap the first pass just enough to allow the auger to handle the snow without repeated engaging and disengaging of power to the wheels.

Here are other tips you may find useful:

- International Harvester engineers say that if your unit is normally stored in heated quarters, allow the machine to cool to outside temperatures before operating. This will help prevent snow from sticking to the auger-impeller housing, discharge chute and deflector cap.

- If you're worried that the cold engine might be hard to start, remember most units provide for optional 110-volt electric starting. That's a worthwhile option.

- If, after use, the unit is allowed to stand in a freezing temperature, be sure snow and ice are removed from the auger and impeller areas as heavy icing could cause damage when you put the machine in gear again.

- Be certain the discharge chute assembly is free. Don't force any part that appears to be frozen.

- If you're concerned about free snow discharge and possible plugging, remember that moderately dense snow will rarely plug any snow-removal machine. Unfortunately, snow does not always come the way we want it. Authorities suggest that the best way to prevent any machine from plugging is to keep the auger and impeller as full as possible. This maintains pressure from the impeller on the snow flowing through the chute.

A sufficient volume of snow coming into the chute will push out the heavier snow which tends to plug up. A practical way to accomplish this is to operate the snowthrower over the ground as rapidly as possible. Use the highest traction drive speed that is prudent from a safety standpoint.

- It's a good idea to control the snow-throwing distance by leaving the machine's chute deflector at the highest position and then cut down on throwing distance by slowing engine rpm. This way there is less tendency for the chute to plug with wet snow.

A book could be written on operating tips and suggestions, but the best source for such information is the operating manual that comes with your snow-removal machine when you buy it. It will be packed with directions, suggestions and safety precautions. Do what it says—and you'll keep your problems to a minimum. You might even enjoy getting rid of that white stuff. ★ ★ ★

IT'S NEW  
**NOW**



**New projector for 110 'pocket' slides**

Light (6¼ pounds), sleek and compact, this new Pradovit projector from Leitz shows 110-size (Pocket Instamatic) slides, and uses the same 60-slide rotary tray as several other foreign manufacturers, for easy interchangeability. It's \$279 with 50-mm lens, \$237 with a 45-mm.




**They grow 'em big in Australia**

That's no fake blossom above. It's a real, honest-to-goodness sunflower more than a foot in diameter. The mammoth flowers are being cultivated in Australia as part of a program to increase the production of oilseed crops to meet a growing world demand for vegetable oils. Research has produced hybrid strains that are not only big but extremely hardy, being able to withstand sudden night frosts that kill other flowers.

**The Concorde is coming**

Like a giant prehistoric bird, a British Airways Concorde lumbers into London's Heathrow Airport to begin a series of shakedown flights before going into regular overseas service. As part of the break-in program, the huge supersonic jetliner—one of the first to be built—is scheduled to cross the Atlantic four times a day for six days running—a rugged test of ship and crew endurance. It will also make 11,500-mile nonstop hops between London and Melbourne, Australia. Other of the jointly designed British-French SSTs are already in service, making runs from Paris to Rio de Janeiro.



**Digital darkroom timer**

Digital readout not only makes this darkroom timer easier to read; it makes it easy to read in the dark—and its red LED display won't fog enlarging paper. Set any time up to 99 seconds, push the button and you can watch the seconds count down to zero. That's a help when you're dodging, burning in or vignetting prints, and it also lets you use the unit for manual timing or for automatic enlarger control. Distributed by Matrix Systems, Ltd., 408 West Grand Ave., Chicago, Ill. 60610.

**Versatile appliance control**

You can program this electrical plug-in timer for up to 12 on-off operations a day merely by pressing buttons around its dial. Called Touch Command, it can turn house lights on and off when you're away in what appears to be a random sequence. Or it can have your coffee perked when you awake, your roast done when you get home. \$11.95; Paragon, 606 Parkway, Two Rivers, Wis. 54241.



**Flashy faucets in color**

Plastic faucets in colors to match a colored sink are the latest decorative addition to a modern kitchen. Made of Celcon, the single-handle controls have only one moving part, no washers to need changing, are said to be virtually wear and damageproof. Sold with sinks or in colors to match most sinks. Webstone Co., Inc., 38 Harlow St., Worcester, Mass. 01605.



## PM OWNERS REPORT: VOLKSWAGEN RABBIT

# Can the Rabbit live up to the standards set by the Beetle?

A nationwide survey based on 1,690,959 owner-driven miles

by Michael Lamm WEST COAST EDITOR

The virtues that made Volkswagen so popular in the Beetle's heyday all have to be reproven in the new Rabbit. Does the Rabbit share the Bug's longevity, durability, its workmanship, **overengineering**, economy of operation, fantastic resale value?

Is dealer service on a par? What's the parts situation? In which ways is the Rabbit better than the Beetle? In which ways is it worse?

For answers to these and other questions we've turned to this country's first wave of owners and asked for their Rabbit tales. The replies we received represent an accumulation of 1,690,959 miles of driving experience.

On the topic of workmanship and general quality, the majority—44.7 percent—rated the Rabbit "good," with 27.1 percent giving it a mark of no less than "excellent." That's high praise, indeed, especially for so new a car. A Florida airconditioning man summed up most owners' feelings this way: "Design and engineering are excellent, and workmanship is up to Volkswagen quality."

Not everyone, though, agreed. A Michigan store manager had this to say: "Our Rabbit is the standard model that was first introduced at \$2999. I now feel not paying the extra \$300 for the deluxe version was a mistake, because the Rabbit without trimmings is nothing but a cheap little metal box. The **sound insulation** is terrible, so the car is noisy; the all-drum brakes are extremely poor; the back seat is a pain to move forward; and the seats fore and aft are uncomfortable. The factory cut every corner on quality and workmanship in this car."

What about economy? Our very first VW Owners Report way back in Oct. 1956 stated that the 36-hp Beetle averaged 28 mpg overall. For the 1975 Rabbit, the EPA says 24 city and 38 country driving. But their figures are determined on a dynamometer. Rabbit owners got 25.5 mpg in town and 32.4 mpg on long trips. This was with manual-transmissioned cars. Rabbits with automatics and/or airconditioning do slightly worse. So all in all, it's probably safe to say that today's VWs still average about 28 mpg overall.

The Rabbit, though, has a good deal more power than even the newest Beetle. **Performance is greater** by a considerable margin, and owners are very pleased with the way

Beetles are so overengineered that flat out they're merely loafing. Whether the Rabbit can stand up to the stresses of jackrabbit driving remains to be seen.

People rave about interior roominess. It's a product of squared-off lines, jigsaw fits and thin doors.

Some owners of standard Rabbits say they've removed door panels and stuffed crevices with padding to cut noise.

No choppiness despite the short wheelbase, and the firm springing makes for excellent cornering stability.

Here's where the Rabbit really shines. Considering the power, gas mileage is really phenomenal.

their Rabbits go. "Zip is outstanding; really fantastic," says an Iowa teacher.

A California aero engineer comments, "I'm amazed and very pleased with the match of engine power to transmission and axle ratios. The Rabbit has much better performance than previous VWs we've owned, the higher rpm limits being one big improvement." And from an Illinois salesman: "Tremendous pickup for a small car—better than my Porsche 914."


Handling ranked No. 1 among "specific likes," evoking these comments among others: "It is fun to drive—fast, agile, feels really safe on the road, and incredibly responsive."—Illinois psychologist. The Rabbit's transverse, front-mounted engine and front-wheel drive get credit for excellent traction in wet and snow, for smooth pulling through sharp turns with full power on, and for adding to usable space inside the car.

A Green Bay police officer avers, "My Rabbit handles 10 times better than my previous Bug, especially in crosswinds." A Colorado accountant: "Drives like a dream on the highway." From a New York television director: "Handles

and responds beautifully; a pleasure to drive."

Nearly all owners (92.2 percent) gave the Rabbit marks of "good-to-excellent" on comfort. Seats were judged good, so was ease of entry and exit, and although many people commented on the **firm suspension**, no one complained of harshness. Some minor complaints centered on the gas pedal being too small.

Some owners, too, mentioned interior ventilation, suggesting it might be improved by





Photos by the author

**Interior spaciousness** was praised by owners, though styling evoked little comment. Transverse engine is easy to get at, but short dipstick causes singed hands.



**Rabbit's seat belts**, once adjusted, automatically drape across chest, need no buckling or unbuckling. But clasps break easily.

**Rear seat folds flat** for large cargo area. There's even a hidden bin beneath parcel shelf. Sedans and coupes have rear liftgates.

adding front vent wings and openable rear side windows. "And the airconditioner outlets," said a North Carolina photographer, "are at waist level, so cool air never reaches a person's head and shoulders."

Dealers and dealer service were generally judged good, but fully a third of our respondents weren't happy. "A part for the door was supposed to be here at the 1000-mile checkup, but here it is seven weeks later and it's still not in," grumbled a Kodak employee. And a New York electronic musician: "It took the dealer over six weeks to receive a new aluminum transmission case for my idle Rabbit. I dislike dealer incompetence, the high price of parts, and the long wait. If I shut my eyes, I can pretend my Rabbit is an honest-to-God sports car, but does it have to fall apart like one?"

Among general complaints, squeaky brakes turned up most often, followed closely by notes on black brake powder on the front wheels. Both the squeaks and the powder come as standard equipment with front discs, not just in Rabbits but in many other makes of cars. The powder washes off, but so far there's no surefire cure for the squeaks.

Catalytic converter problems also cropped up fairly often, some owners saying they'd had to have them replaced. Others would rather be without them, presumably so they wouldn't have to buy unleaded gasoline.

Too bad these belts aren't fault-free; because they look like a good alternative to airbags.

Long waits for parts are common—should improve as Rabbits replace Beetles on America's highways.

It's the slotted wheel design that lets the powder through. Audis and Dashers have the same problem.

The Rabbit's door-mounted seat belts work automatically; once set, they needn't be buckled or unbuckled each time the driver enters or leaves. But several owners noted that the system's buckles and attachments tended to break or were weak.

It appears, though, that Rabbit owners are getting caught up in the same sort of love affair that immortalized the Beetle. For example, an RN in Buffalo laments that, "... my husband loves our Rabbit so much that he won't let me drive it when we're out together."

And in California a bookbinder rhapsodizes: "It's a neat car, because it does everything a big one will do, like carry five people and lots of groceries, but it parks in tight places, gets good gas mileage, and goes great. Who needs more?"

An interesting reason for buying a Rabbit was disclosed in our survey, and it was a first: "Ecological reasons," says a Michigan social worker. "The car conserves gas, material and space."

It is a realty sales manager from Kansas who has, perhaps, the last word on the Rabbit. He bought his four-door for economy, looks and handling, but he has had his share of problems. Still, he'd buy another, and he concludes:

"When the 'kinks' are out I feel it will be a fine car." ★★★


## Summary of 1975 VW Rabbit Owners Reports\*

<b>Total miles driven</b> .....	1,690,959	<b>Specific likes:</b>	Economy .....	63.2%	<b>Workmanship opinion:</b>	Good to excellent .....	71.8%	<b>What type of trouble?</b>	Carburetor and hesitation .....	23.2%	
<b>Average miles per gallon</b>		Handling .....	61.8	Good to poor .....	28.3	Catalytic converter .....	17.2	Brakes .....	13.2		
Manual transmission .....		Comfort .....	27.0	Average to poor .....	7.7	Electrical .....	11.6	<b>Did you repair it yourself?</b>	No .....	96.4%	
Local driving .....	25.5	Power .....	24.4	<b>Comfort opinion:</b>	Good to excellent .....	92.2%	Yes .....	3.6	<b>Dealer repairs satisfactory?</b>	No .....	50.4%
Long trips .....	32.4	Roominess .....	20.8	Average to poor .....	7.7	Yes .....	49.6	<b>Dealer service opinion:</b>	Good to excellent .....	54.2%	
Automatic transmission .....		Performance .....	18.5	<b>Number of vehicles owned:</b>	Rabbit only .....	42.9%	Average to poor .....	45.8	<b>Age distribution of owners:</b>	15-29 years .....	44.5%
Local driving .....	24.1	<b>Specific dislikes:</b>	Squeaky disc brakes .....	19.4%	Two cars .....	42.3	<b>Would you buy another Rabbit?</b>	Yes .....	78.6%		
Long trips .....	29.9	Getting parts .....	11.0	Three cars .....	10.9	No .....	21.4				
<b>Body styles</b>		Catalytic converter .....	9.8	Four or more cars .....	3.9						
Two-door hatchback .....	74.6%	Poor workmanship .....	9.5	<b>Makes of other cars owned:</b>	Chevrolet .....	23.4%					
Four-door sedan .....	25.4	Poor ventilating system .....	9.0	Volkswagen .....	22.0						
<b>Transmissions</b>		<b>What changes would you like?</b>	Better ventilating system .....	14.7%	Ford .....	17.1					
Manual .....	83.6%	Bigger gas pedal .....	8.4	Oldsmobile .....	10.2						
Automatic .....	16.4	Remove catalytic converter .....	7.8	Plymouth .....	7.3						
<b>Why did you choose the Rabbit?</b>		Better materials .....	6.9	<b>Had any mechanical trouble?</b>	Yes .....	70.5%					
Economy .....	73.5%	<b>Dealer sales policy:</b>	Good to excellent .....	69.4%	No .....	29.5					
Handling .....	20.8	Average to poor .....	30.6								
Performance .....	14.6										
Styling .....	12.4										
Size .....	11.5										

\*Percentages might not equal 100% due to rounding or insufficient data.



# IT'S NEW NOW



## Safe plastic 'welding' kit builds race cars

Plastic members are "welded" by young craftsmen to build two racy cars with this Mattel kit. Spinwelder uses spinning plastic nib in battery-powered, gunlike tool to generate enough friction heat to join plastic pieces. Joints can be pulled apart, rewelded if desired. When cars are finished, tool is used to set flywheels spinning so cars can zoom up to 60 feet. At toy, department stores.


## Prefab basement windows

Factory-prefinished basement window unit has dual-position hinges and lock strike, allowing use in either awning position shown or hopper position, both swinging inward. Unit is weather-stripped at the factory and a screen is supplied with it; removable double glazing is optional. Available in three sizes; prices start at about \$20. Andersen Corp., Bayport, Minn. 55003.



## Portable diving board

All the strength, stability and bounce of a full-sized board are claimed for Port-a-Dive, a take-anywhere diving board for pool, dock, float or boat deck. Oak board has nonslip surface; tubular steel frame has baked enamel finish. Maker says any diver can hit Port-a-Dive hard without worry about tipping or creeping. \$95 prepaid from Sylvan Industries, 614 East Purl St., Goshen, Ind. 46526.



## Window well cover

For semicircular basement window wells, plastic cover keeps out rain, snow, leaves; lets in light, adjusts for ventilation. Maker says assembly, installation take just 15 minutes. \$7.95 post-paid; Williamson, Box 503, Cherry Hill, N.J. 08003.



## Aluminum 'shakes'

This textured aluminum siding gives the look of hand-split shakes without requiring the maintenance they do. Available in solid colors or pattern effect. Great American Shakes from Alcan Building Products, Box 511, Warren, Ohio 44482.

## Self-propelled vacuum cleaner

Pushing and pulling are automated with Powerease vacuum cleaner—a light touch on the handle activates a motor that moves it forward or backward. Solid-state motor control offers choice of three speeds or "off" for tight quarters. Other features: full-bag signal, seven-height rug-pile adjustment, automatic cord reel, headlight, 3.7-quart capacity. About \$170 at Sears stores and through catalog.

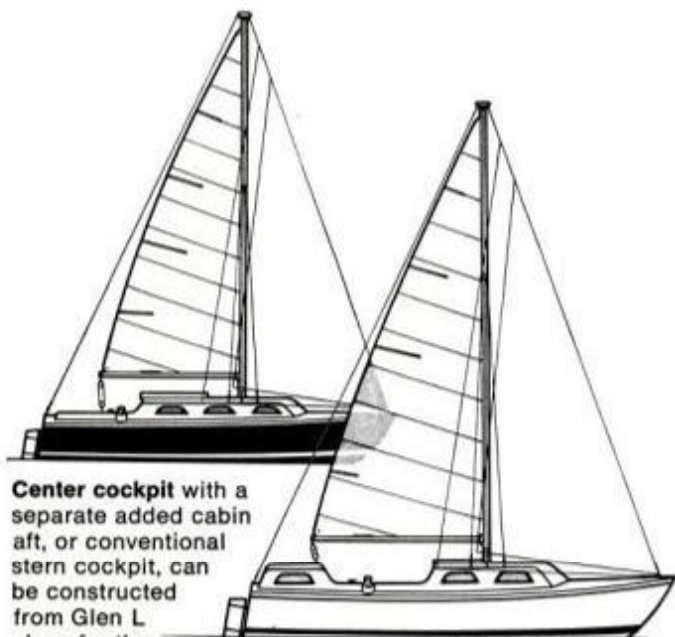
# First look at the '76s

by Bill McKeown BOATING EDITOR

Some boats offer a lot for the money—and this preview selection shows 10 we pick to be popular next year. Boating on a budget makes sense today. Building is one way to save, and buying carefully is another.

Back when there was a shortage of pleasure craft after World War II, constructing a kit was one shortcut for getting afloat. Now building your own boat is a way to afford the sport at as much as a 50 percent saving (since you don't count your time), and the manufacturers named on this page supply plans and parts for power and sail craft from dinghy size up to houseboats, sailing yachts and offshore cruisers.

If you're looking for a ready-made powercraft, shop for models designed with seakindly hulls at specified engine ratings, adequate accommodations and often cockpit space forward of the windshield, reliable noncorrosive fittings, secure grab rails, approved engine ventilation, all required equipment supplied, extras such as anchor and lines, transom swimming platforms or permanent boarding ladders for getting back aboard. When a boat incorporates these features—especially when they are included as basic equipment—you will get more for each dollar spent on the sport. ★ ★ ★



Center cockpit with a separate added cabin aft, or conventional stern cockpit, can be constructed from Glen L plans for the 25-foot Solo (above) or Duet sloop (right).

## New sailboats to build..



Luger Tradewinds, new 26-footer that is trailerable, sleeps five, has one-piece hull, deck for easy kit assembly. About \$4000 with sails.



For sailing, rowing, motoring with outboard, 11-foot Glen L 11 is home-built from \$15 plans in fiberglass over wood-strip sandwich core. Rigs as sloop or cat.



Eight Ball for beginner builders, this 7-ft., 10-in. sailing pram is \$8 for Glen L plans, \$45 for sail, plus cost of two plywood sheets. At about 75 lbs., it cartops easily.

# ...Power boats to buy



**Montego from Starcraft**, with 188-hp MerCruiser, planes out at a swift and stylish 48.5 mph.

**Chrysler's newest** and largest, the Conqueror 21 has deep-V hull, 8-foot beam, stern drive or an optional V-drive. Deep roomy cockpit appears very suitable for family. Top, curtains are options.



**Runabout looks** plus inboard power, the Dolphin Centura with MerCruiser 140 sterndrive tops 40 mph, features forward cockpit, walk-through windshield, swimming ladder, bow-stern rails.



**Glastron's new GT-150** ski-performance boat for '76 comes in red, white and blue with back-to-back bucket seats, deep-V hull, forward locker for skis, sweptback windscreen; rated to 90 hp.



**V-Mate 1**, from Checkmate Boats, is a hot-handling performer, has tested out at 48 mph with 85-hp Merc and one aboard, 45.5 with two. The V-hulled 15-footer can take outboards to 100 hp.

# Driving Alfa Romeo's new Alfetta

by Bill Hartford AUTO EDITOR

Photos by the author

Head-in-the-sand drivers probably will not be interested in Alfa Romeo's new Alfetta models—for two reasons. They think Alfas are in the \$15,000 to \$20,000 range. That's way off base: The sedan is \$7000 and the GT \$8200—that's the price you have to pay for any new car of respectable quality these days.

The second reason is that the cars offer more than most American drivers know what to do with: They're extraordinarily well-balanced and suspended, and capable of quick, responsive evasive maneuvers. In a recent study done for GM by Calspan, the overwhelming majority of typical drivers tested in emergency situations either locked up their brakes or just plowed through the pylons placed in their path. This is a discouraging result, but it emphasizes the need for skilled drivers to be at the wheel of a car that lets them get

*(Please turn to page 138)*



Alfetta GT (above) and sedan (right) are a mile apart in looks, but share the same chassis, engine and drive train, including the transaxle shown below. Power is from Alfa's aluminum, dohc, two-liter Four with fuel injection. EPA highway rating is 25 mpg.



Alfa's racing heritage goes back to 1911 and includes the 1975 World Championship of Makes. At left: Rally-prepared GT and older GT Veloce. Above: GT and plaque of driver, Biondetti, on route of Mille Miglia in Italy.

# Amazing new power from ocean depths

by Richard F. Dempewoff

Take warm water from the ocean's surface and cold water from its chilly depths and you have a "heat engine" capable of producing vast quantities of electrical power. Scientists have long known the principle, but until recently have lacked the means to put it into practice.

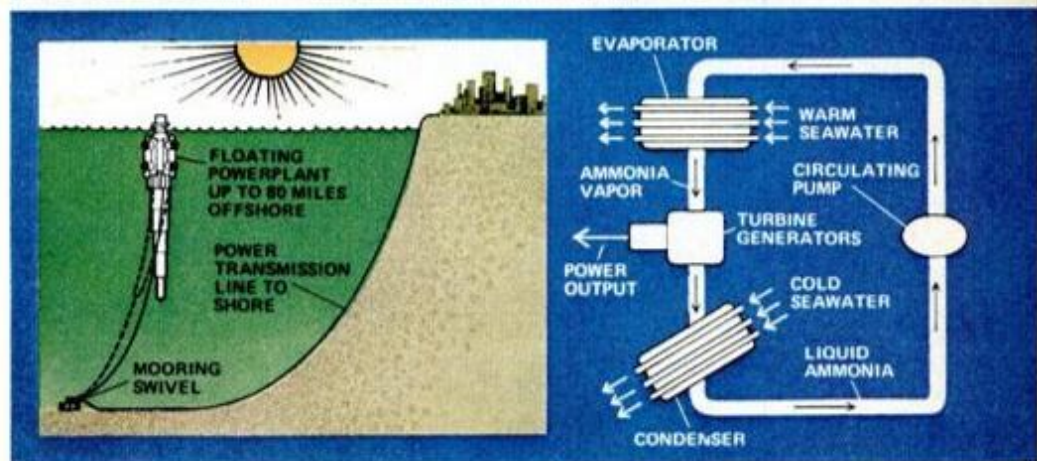
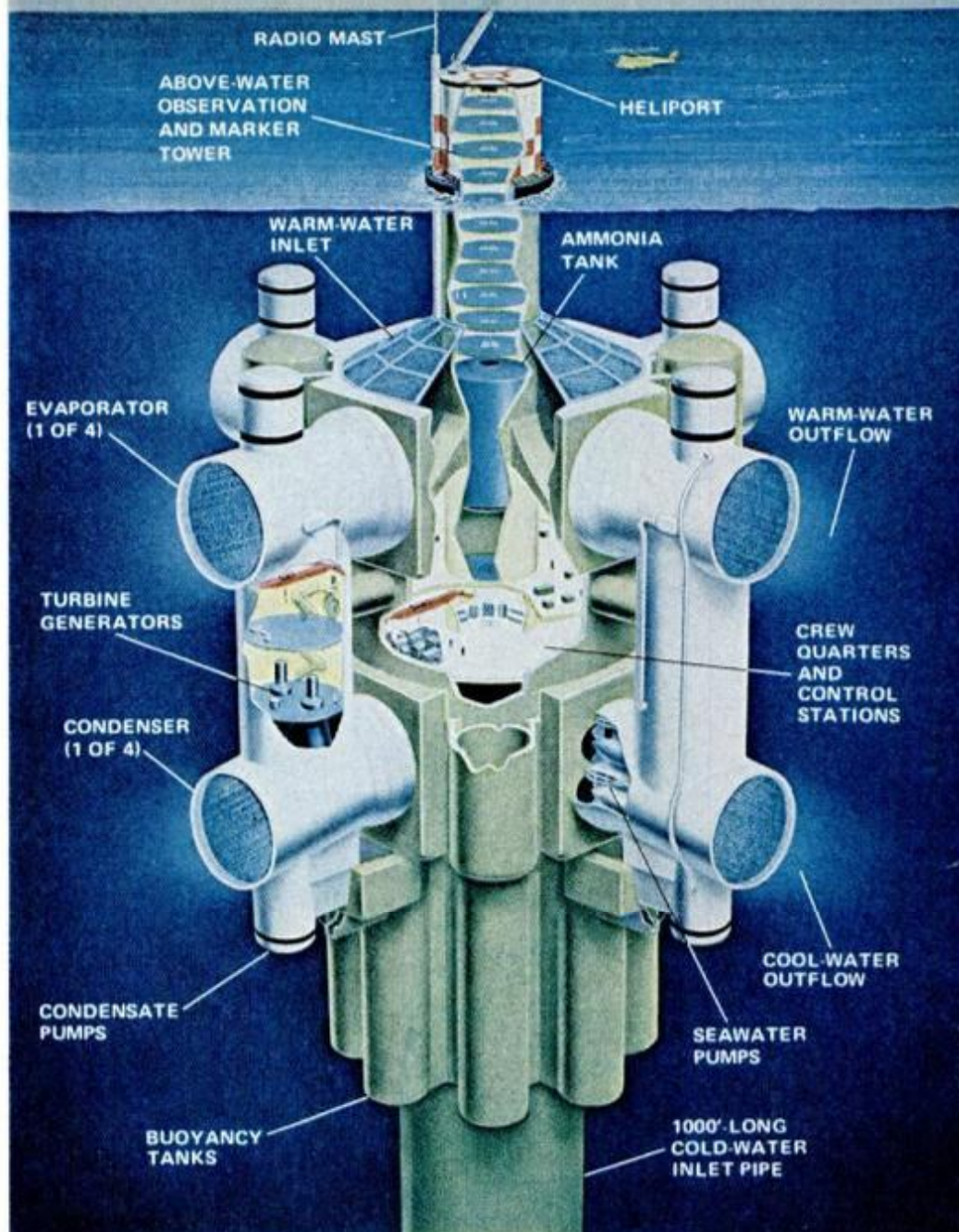
Now, under a federal program called OTEC—for Ocean Thermal Energy Conversion—are coming practical proposals for ocean-based powerplants whose "fuel" is merely a temperature differential in seawater. One of the most spectacular is a plan developed by Lockheed Missiles and Space Co., assisted by Bechtel Corp. and T. Y. Lin International.

Heated by the sun, the surface of the ocean runs 30° F. to 35° F. warmer than near-freezing waters farther down. This makes the sea a gigantic solar "storage battery" of thermal energy. Converting this energy into usable power requires turbines driven by a working fluid that vaporizes and condenses under relatively small changes in temperature—in this case, ammonia.

## Pressure spins turbine

The ammonia is pumped through an evaporator warmed by surface water. Here it vaporizes, expands and its pressure spins turbine blades. The turbine, in turn, drives a generator that produces electricity. As the ammonia vapor leaves the turbine it passes through a condenser chilled by cold deep water. Here it condenses back into liquid form and is pumped around again to the evaporator in a continuing cycle, as shown in the diagram at lower right.


The process is basically simple—it's the equipment to make it work that becomes elaborate. The Lockheed design calls for an enormous floating factory—a huge tower-like structure, supported by buoyancy tanks, that rides almost fully submerged, like an iceberg. Some 250 feet in diameter, the monster extends more than 1500 feet deep. Sprouting from its sides are four self-contained



evaporator/condenser units, complete with power-generating turbines, circulating pumps and controls.

Warm surface water for the evaporators is scooped in at the top. Cold water for the condensers is drawn up from the bottom. Together the four power-generating modules produce 160 megawatts of electricity that can be piped up to 80 miles to

shore. Because the seagoing powerplant is submerged, it is unaffected by wind and waves. Tethered to a swivel mooring, it swings with the current, but can operate in hurricane-force storms. Best yet, unlike fossil and nuclear fuels, it wastes no vital resources, spews out no pollutants—indeed a promising answer to our mounting power crisis. ★★★



## Build this tabletop hockey game for family fun


Color photo: Walter Kleka

by George M. Kaler

**Y**ou'll soon find you have to be as quick as a fox to play hockey with an air-cushion puck. The floating puck travels at lightning speed on a cushion of air created by a fan and some 2360 tiny air jets in the playing surface. To block a flying, ricocheting puck, you have to be incredibly quick and just as fast to flash the puck past your opponent and score.

The player who scores six goals first is the winner. It's a fun, action-packed game the whole family will enjoy, and you can build it in a week-end.

*Please take note that the name Air Hockey is owned by the Brunswick Corp., which also holds three basic patents on the game. The game may*

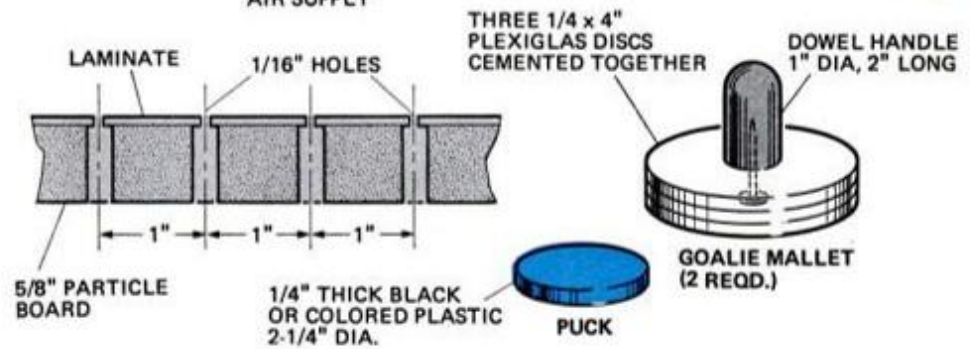
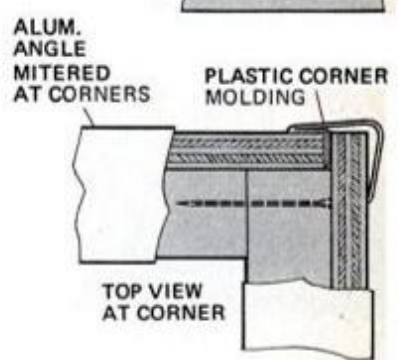
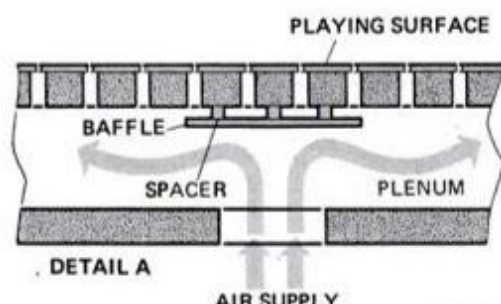
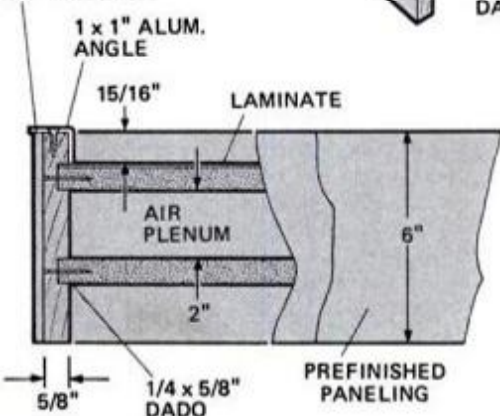
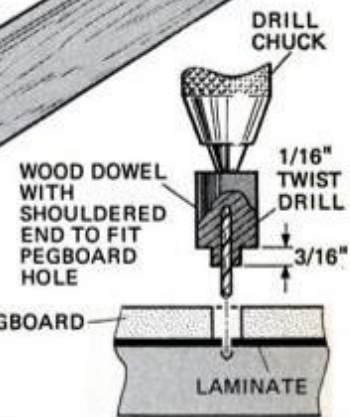
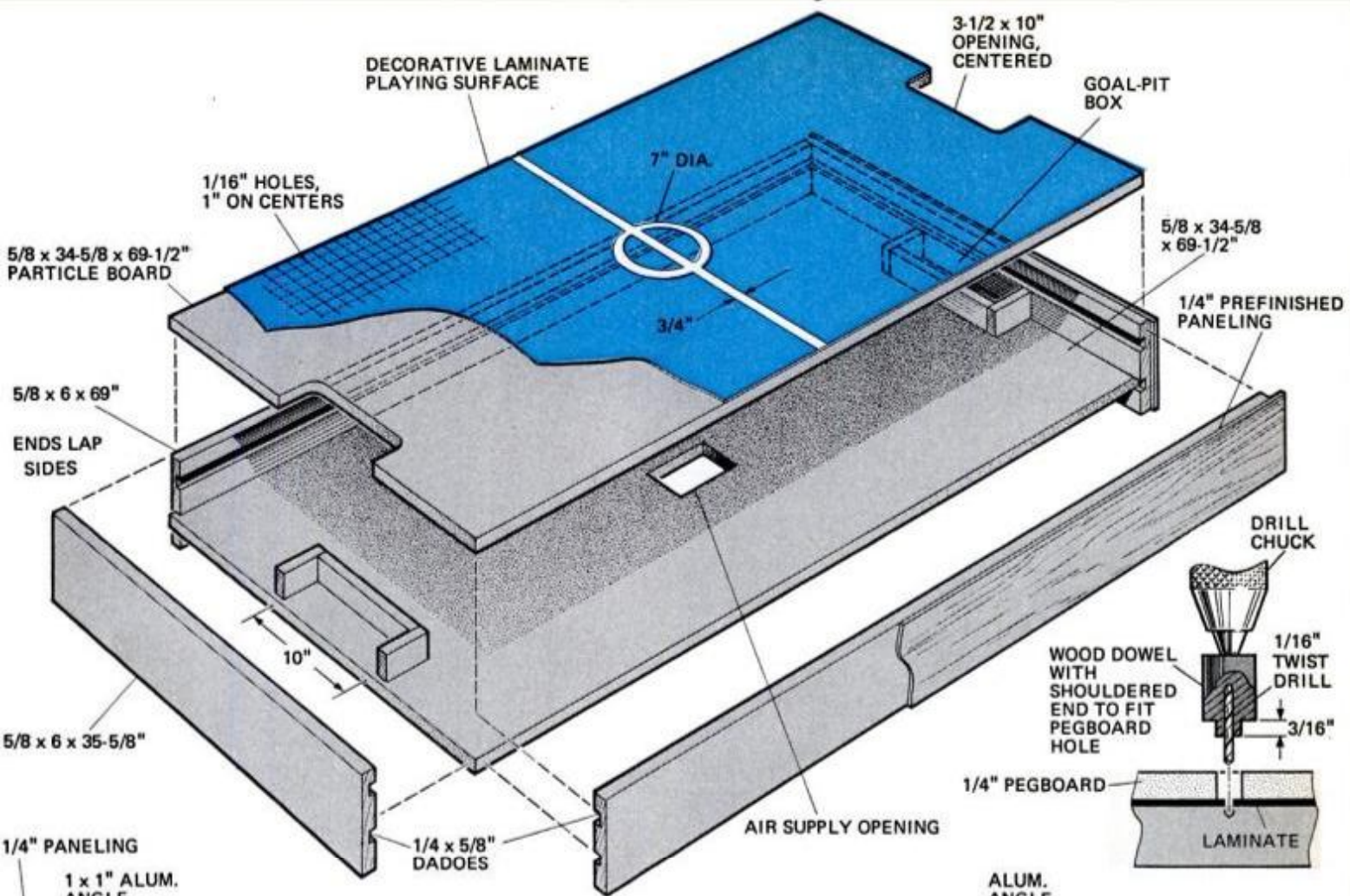


**You can make your own goalie mallets and puck or buy them.** Each mallet consists of three 1/4-in.-thick plastic discs that are cut with a fly cutter in a drill press and cemented together. A dowel held with a screw provides a handle.

*be made for personal use but not for sale.*

The playing surface is made first. It consists of a 5/8-in.-thick particleboard base honeycombed with 1/4-in. holes on 1-in. centers and a plastic laminate facing with an equal number of 1/16-in. holes. The particleboard is drilled first, then the laminate is cemented to it and the 1/16-in. holes drilled. The spacing and drilling of the 4720 holes is not the endless job it may seem, thanks to 1/4-in. pegboard which is used as a drilling guide for both sets of holes.

Cut the particleboard, laminate and pegboard the same overall size (34 5/8 x 69 1/2 in.) and see that holes in the pegboard are centered equally along the edges. Clamp the pegboard

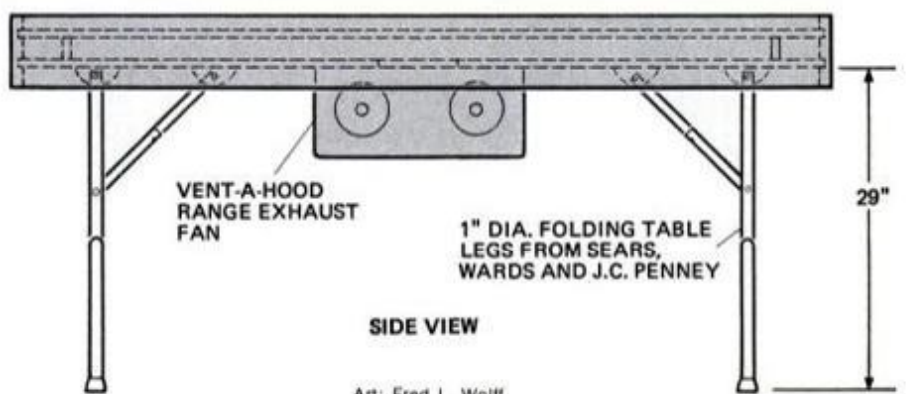


to the top of the particleboard, edges aligned, and with a 1/4-in. bit in your electric drill go from hole to hole in the pegboard.

Now cement the laminate to the particleboard with contact cement. Apply a coat to each surface, wait about 15 minutes until the cement is tacky to the touch, then bond the two together. Remember that once the coated surfaces touch, you can't shift them, so position the laminate carefully.

To drill the 1/16-in. holes using the pegboard you'll need to make a shouldered stop from a short piece of 1/2-in. dowel to center the bit in the 1/4-in. holes. The shouldered end can be formed with the dowel

[\(Please turn to page 136\)](#)





SIDE VIEW

Art: Fred L. Wolff

# IT'S NEW NOW

## Tudor wall from stick-on tiles

You wouldn't guess it to look at it, but this Tudor-style wall of white stucco and wood strips actually consists of self-adhesive vinyl tiles—you just peel off the back and stick them on. The 12 by 24-inch tiles come six to a pack for about \$4.50. Decro-Wall, Elmsford, N.Y. 10523.



## Skateboarding is back—bigger, better, wilder than ever

Skateboarding, a dying sport by the end of the '60s, is making a comeback—and in a lavishly spectacular way. The original homemade boards—merely planks with ordinary roller-skate wheels—are being replaced by fancy new commercial models made of such exotic materials as laminated fiberglass, extruded aluminum and molded plastic (right, above). The rebirth of interest in the exciting sport is credited largely to the development of new polyurethane wheels. Earlier steel and clay wheels slipped, skidded and jammed against obstructions, often causing serious injuries. New polyurethane wheels (lower left) are soft, rubbery and semitransparent. Their pliability gives them tremendous traction and allows them to roll easily over obstructions, making possible safer, yet even more hair-raising, maneuvers. \$10 to \$50 at sport shops.

## Handy carry-all

All-purpose shoulder bag is handy for shopping, cycling, toting beach, picnic and camping supplies. Made of tough denim with Popular Mechanics imprint, it comes in traditional blue with white or yellow letters or natural with black or red letters. \$3.95 ppd., Popular Mechanics Carry-All, Box 1014, Radio City Station, New York, N.Y. 10019.

## Plastic plant stand

Plant shelves of clear plastic let in sunlight and air for good growth. Starter set includes base and one 9-inch shelf, is \$14.95 ppd. Additional shelves can be stacked as desired. Dawn Enterprises, Box 3016, New York, N.Y. 10001.





# Your fuel-injection system: How it works

by Paul Weissler

Once-costly, fuel injection has reached a degree of simplicity to make it standard equipment on an increasing number of cars—more than a dozen makes so far. It's not as simple as a basic one-barrel carburetor, but alongside a modern four-barrel, it doesn't look too complex.

Whatever the design of the fuel-injection (F.I.) system, the object is the same: to spray fuel through an injector nozzle into the intake port for each cylinder. Unlike most carbureted engines, in which cylinders closer to the carburetor get a much richer mixture, F.I. supplies equal fuel to each cylinder. The intake manifold remains with F.I., but instead of an air-fuel mix, it carries only air, which does not mix with the fuel until it reaches the intake port.

## Electronic fuel injection (E.F.I.)

The electronic system features a small computer that draws information pertaining to fuel needs from engine sensors and opens the fuel injectors for as long as necessary to meet engine needs. There are three major subsystems: fuel delivery, air, and the computer and its sensors.

## Fuel delivery

Fuel is drawn from the tank by an electric pump (turned on by a relay). It goes directly to the fuel-distribution manifold (or fuel rail, as it's sometimes called). On some cars there are two pumps, one in the gas tank and a second somewhere in the line before the fuel-distribution manifold. The first pump merely transfers fuel to the second, which builds up necessary pressure in the fuel-distribution manifold.

The squirt end of each injector is in the intake manifold, aimed at the intake port. At the other end is a neck that is a simple push-fit into the fuel-distribution manifold (with a rubber ring to seal against leakage).

The injector contains a needle-valve assembly operated by a solenoid switch wired to the computer. When the computer supplies current to the solenoid, it kicks in, pulling the needle valve off its seat, permitting gasoline under pressure in the fuel-distribution manifold to flow through the injector and be sprayed into the intake port. When the computer

shuts off the current, a spring pushes the solenoid back, reseating the needle valve and stopping the spray of fuel. Internal or external resistors may be used at the injectors to insure they receive only the three volts on which they're designed to operate.

## Air system

The air system looks almost the same as on a carbureted car—there's an intake manifold and a carburetor-like part with a throttle plate mounted on top of the manifold. The major difference is that this part, called an intake air distributor, has no fuel to dispense. Only air flows through. Built into the intake air distributor is a device called an auxiliary air regulator on imports, a fast-idle valve on Cadillac. It's a thermostatic valve that opens when the engine is cold to admit extra air (and with the extra fuel injected, cold-engine idle speed is raised). Ignition current warms the air regulator's heating element to close the valve as the engine nears operating temperature.

## Computer and sensors

An engine's fuel requirements vary with engine speed, temperature, load and rate of throttle opening (acceleration). Fuel supplied to the cylinders is varied when the computer supplies current to the injector solenoids for a longer or shorter time, based on information from sensing devices on the engine.

■ **Engine speed.** The computer trans-

lates electrical pulses from the ignition circuit into an engine-speed figure.

■ **Engine temperature and intake air temperature.** Sensing devices that pass current in proportion to temperature are threaded into the intake air distributor and water jacket (or into cylinder head on air-cooled cars). Current flow through each sensor gives a temperature signal to the computer.

■ **Throttle opening.** A switch is mounted on the intake air distributor at the throttle plate and the throttle-plate shaft is keyed into a movable pointer. As the throttle opens, the pointer moves from one switch contact to another or varies current flow through a transistorized circuit. Either way, the switch may be used for something as simple as a full-throttle sensor, or if necessary, to signal the computer that the throttle is being opened rapidly (such as on heavy acceleration), or perhaps is being snapped closed on deceleration. The computer would increase fuel spray on acceleration, cut it off on deceleration.

■ **Air flow through the intake air distributor.** A spring-loaded flap is positioned above the throttle plate. As the throttle is opened, rushing air pushes the flap in, and the flap shaft, like the throttle-plate shaft, operates a pointer on a switch to provide an electrical signal proportional to airflow to the computer. All Beetles and many Porsche 914

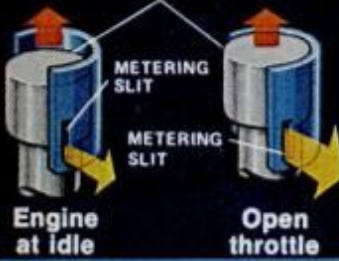


# Fuel injection—how it squirts

(Continuous Injection System—C.I.S.)

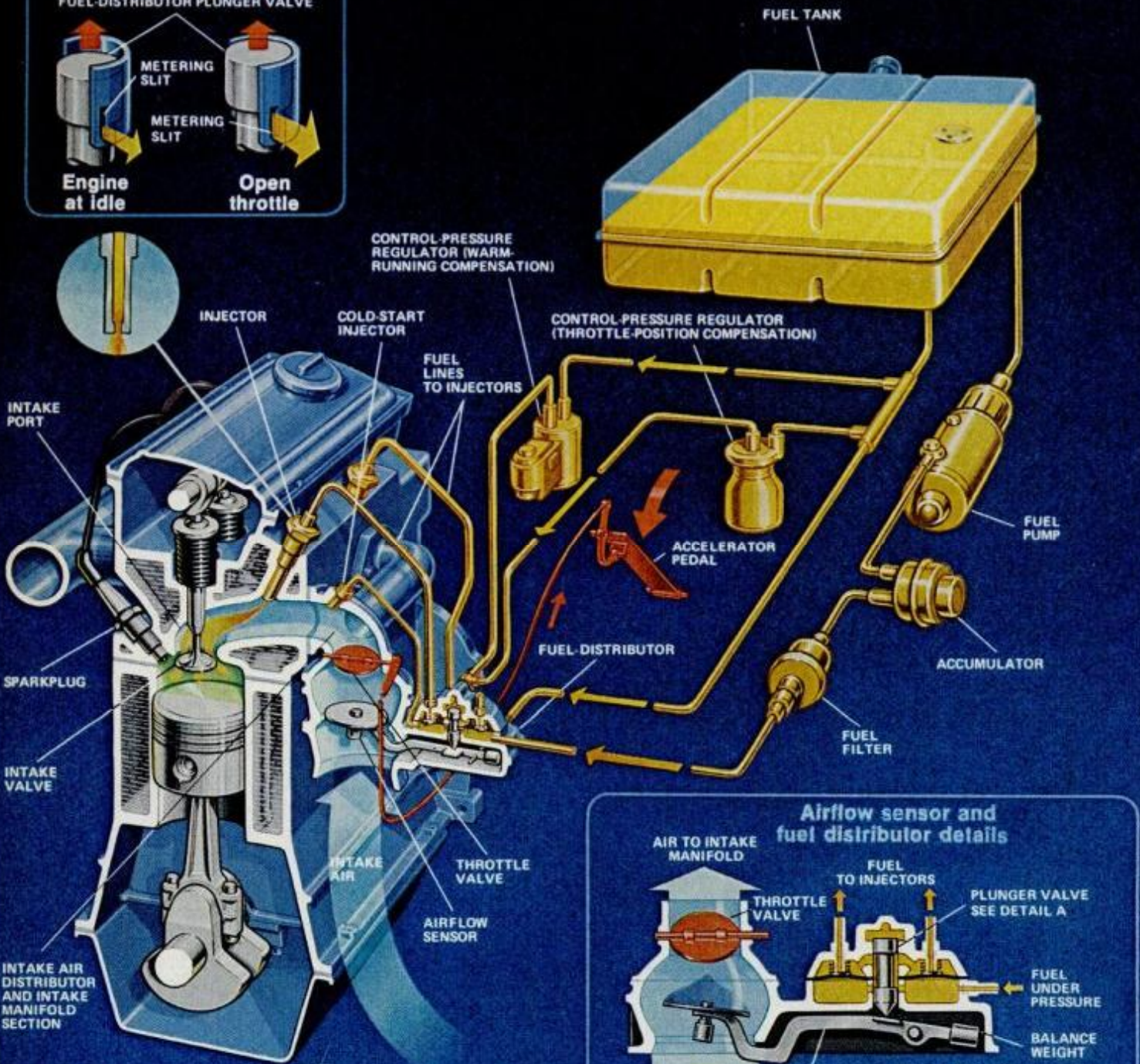
## Detail A

FUEL-DISTRIBUTOR PLUNGER VALVE



Engine at idle

Open throttle



INTAKE PORT

SPARKPLUG

INTAKE VALVE

INTAKE AIR DISTRIBUTOR AND INTAKE MANIFOLD SECTION

INJECTOR

COLD-START INJECTOR

FUEL LINES TO INJECTORS

CONTROL-PRESSURE REGULATOR (WARM-RUNNING COMPENSATION)

CONTROL-PRESSURE REGULATOR (THROTTLE-POSITION COMPENSATION)

ACCELERATOR PEDAL

FUEL DISTRIBUTOR

ACCUMULATOR

FUEL FILTER

FUEL PUMP

INTAKE AIR

THROTTLE VALVE

AIRFLOW SENSOR

## Airflow sensor and fuel distributor details

AIR TO INTAKE MANIFOLD

FUEL TO INJECTORS

PLUNGER VALVE SEE DETAIL A

FUEL UNDER PRESSURE

BALANCE WEIGHT

Open throttle

INTAKE AIR

LEVER ARM

METERING SLIT

METERING SLIT

FUEL UNDER PRESSURE

AIRFLOW SENSOR PLATE

PIVOT

Engine at idle

Push your foot down on the accelerator pedal and the same thing happens that happens in a carburetor: a throttle valve opens. However, only air rushes into the intake manifold. Fuel is squirted in at the intake port through the fuel injector. Fuel is metered to the injector in each cylinder in an amount determined by the position of the airflow-sensor plate which lifts as airflow to the engine increases. When the airflow-sensor plate lifts, it lifts the plunger valve in the fuel distributor. When the plunger lifts, it uncovers more of the metering slits (Detail A), allowing more fuel to flow through the fuel lines to the injectors.

cars with electronic F.I. use the air-flow sensor.

■ **Manifold-pressure sensor.** We normally think in terms of manifold vacuum, but this sensor measures absolute air pressure instead, because it's simpler to correct for altitude. An altitude-sensitive (barometric) bellows measures air pressure in the intake manifold and expands and contracts both according to altitude and manifold pressure changes.

The bellows' expansions and contractions move an iron core shaft nearer or farther from a coil winding. The computer sends a small current through a second coil, setting up a magnetic field around the iron core, and as the core moves toward and away from the first coil, it induces a varying current in it. This current is proportional to manifold pressure changes and provides a manifold-pressure signal as an engine-load indication to the computer.

A pressure sensor is found on Cosworth Vega, Cadillac, VW fastback and squareback, and some current Porsche 914s instead of an airflow sensor. A full-throttle heavy-load signal may be generated in part by adding a diaphragm-actuated pressure switch that closes when vacuum is near zero.

### Choke

There is no choke to enrich the mixture for cold starting with F.I. Most imports have another injector just below the throttle plate to supply extra fuel for cold starts. Typically, the injector is turned on by a relay activated by the computer if

ambient temperature is very low and the engine is being cranked. Cadillac has found no need for the device on its F.I. cars.

### Triggering the injectors

As many as four injectors are triggered simultaneously by ignition circuit break signals. If the carmaker wants to turn on only half the injectors at once, a separate trigger is used, such as a special set of breaker points or a switch in the distributor base. One cylinder uses the fuel immediately because the intake valve is open; the others store it in the intake port for an instant until their pistons are ready to begin an intake stroke.

VW fastback and squareback and some Porsche 914s, which had the trigger points, energize only two injectors simultaneously. Cadillac, using transistorized circuitry and the switch in the distributor base, activates four of eight at once. The fraction-of-a-second fuel storage might seem to pose problems, but tests show no improvements with individual injector triggering.

### Continuous injection system (C.I.S.)

A simpler, less-expensive system is commonly called "continuous injection" because fuel can flow continuously through the injector, which effectively is always open. There is no computer, no triggering, but there are mechanical fuel-flow controls.

Like the electronic system, C.I.S. has a relay-activated electric fuel pump, but it delivers the fuel to a component called the fuel distributor.

This has a fuel-metering valve inside and a fuel line connected to each injector. Between pump and fuel distributor are a filter and an accumulator—a spring-loaded diaphragm device that acts as a pressurized reservoir to prevent vapor lock on hot restarts, and as a fuel-surge damper on normal restarts.

As with E.F.I., the injector is in the intake manifold, aimed at the intake port, and because the fuel flow is virtually continuous, each port always is storing fuel for the next intake stroke.

The key part of the fuel distributor is the metering or plunger valve which moves up and down in a cylinder with slits, each slit opening to a chamber supplying one injector. When this valve moves up, it uncovers a greater part of each slit, permitting more fuel to flow through. When pushed down, it covers more of each slit and fuel flow is reduced. The basic fuel-flow controls are devices that create an upward or downward push on the plunger valve.

The C.I.S. airflow sensor has a plate inside attached to a lever arm and balance weight. As airflow increases, the plate pushes up the lever arm on the plunger valve to increase fuel flow.

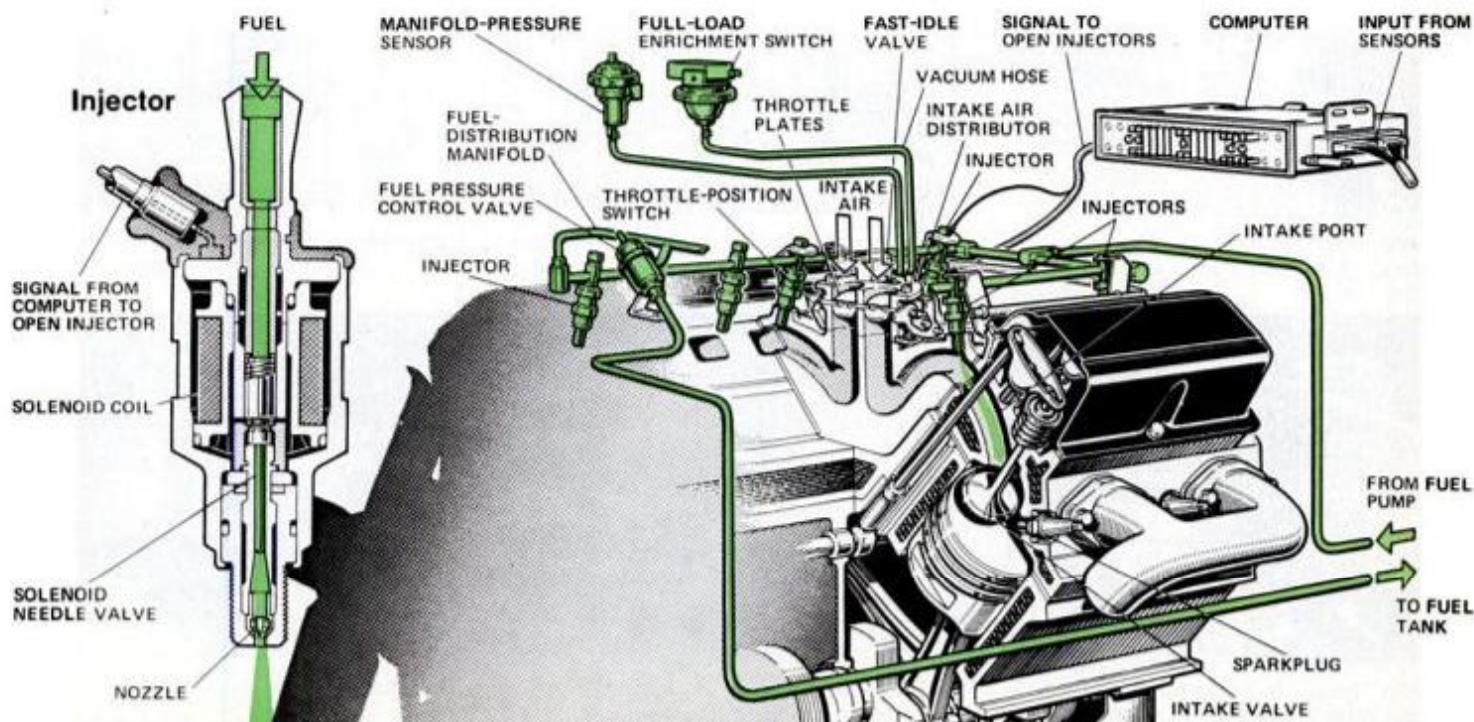
### Warm-running compensator

A warm engine can run on a leaner

*(Please turn to page 144)*

**At the heart of an electronic fuel injection system is the computer that triggers the solenoid-operated needle valves in the injectors (see text).**

## Electronic fuel injection (E.F.I.)



# How to keep your fuel-injection system working smoothly

by Paul Weissler

Service fuel injection is not as scary as you might think. If you can use a test lamp, voltmeter, ohmmeter and pressure gauge, and have simple remove-and-replace skills, fuel-injection service is easy.

The most important thing to remember is that fuel injection (F.I.) is the last item to check when you have a starting or performance problem. The most likely causes still are in such prosaic items as battery, cables, ignition, compression and timing.

## Electronic F. I. (E.F.I.)

Sure there's a computer, but it's extremely reliable (no moving parts) and even most professionals couldn't check it out directly. As with any computer-controlled system, your approach is to see if the computer responds properly to information from its sensors, and if it doesn't, replace

it. In any case, the computer is the last item to worry about.


As with any fuel system, the first question is whether there's fuel delivery—in this case to the injectors. When you first crank the engine, the electric fuel pump should buzz audibly for one or two seconds. If it doesn't buzz, check the pump fuse and try again.

On cars with an airflow sensor, the pump normally is turned on by a contact in the sensor shaft switch on the intake-air distributor. Remove the air cleaner duct and check the sensor flap for reasonably free movement. A light balance spring keeps the flap in the closed position with the engine off, but hand pressure easily overcomes it.

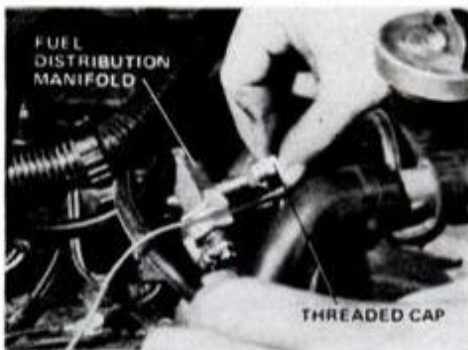
If the sensor is stuck closed and breaking it loose gets the pump working, free up the flap assembly with solvent. If the sensor is free,

but the pump suddenly starts working only when you push the flap in and turn on the ignition, the flap shaft switch is defective.

The simple check of the sensor flap for free movement also should be made if general engine response is poor.




Electronic fuel-injection computer on Cadillac Seville is under the dash.




Remove valve cap from fuel-distribution manifold, push valve in, look for squirt.



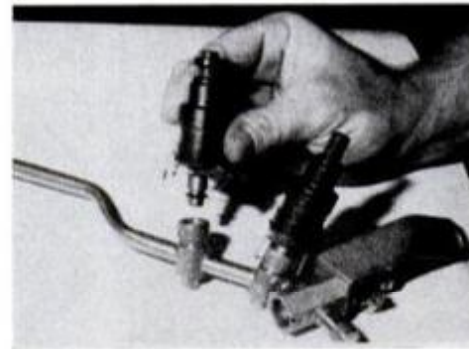
Pressure gauge is connected to the valve to take a reading of fuel-system pressure.




Temperature sensor is disconnected (giving computer a "hot engine" signal).



Vacuum hose to pressure sensor is pinched (may make engine load up, stall).



Fuel injector inserts in fuel-distribution manifold and is wired to computer.



Air-bypass screw location is shown here on the intake air distributor.

## At the injection manifold

If the pump turns on, the next step is to check for fuel at the fuel-distribution manifold. On the Cadillac Seville, this is simple: Just remove the cap on a Schrader-type valve, pack an absorbent cloth around and push in the valve as if you were deflating a tire. If plenty of fuel squirts out, you can assume the fuel-delivery system is working. For exact pressure, hook up a gauge. You should get a 39-pound-per-square-inch reading with the engine cranking.

Most E.F.I. systems on imported cars have no Schrader valve, although some VWs were built with a plug-covered tap in the fuel-distribution manifold. You can loosen the plug and check for a fuel squirt, but be ready with the cloth because it will be messy. The same is true if the only choice is to disconnect the fuel line to the fuel-distribution manifold to see if fuel squirts out.

Once the line is off or the plug is out, you can tee in a pressure gauge, crank the engine and look for a reading of 28 p.s.i. on VW, 30 p.s.i. on most other imports. Minor deviations may be caused by a partly plugged gas filter or improper adjustment of a fuel-distribution manifold fuel-pressure regulator. The regulator is set manually on all manifold-pressure sensor systems except Cadillac, by turning an adjusting screw on top.

If you get little or no fuel flow on a very cold day, water droplets in the fuel may well have frozen in the gas filter, plugging it. Heat the filter housing with warm air. A hair dryer is a good source.

## Electrical

If there's apparently adequate fuel to the fuel-distribution manifold and the engine still won't start, the next step is to check the temperature sensors. On a cold day it's possible that the sensors are signaling "hot," and the engine is starving for fuel.

The coolant-temperature sensor (or engine metal temperature sensor on air-cooled VWs) is the one that provides the strongest signal. It's threaded into the water jacket or radiator (into the head at No. 4 cylinder on air-cooled VWs). To check it, proceed as follows:

**Imports:** Low sensor resistance signals hot engine; high resistance, cold engine. If there are two terminals in the connector, join them with a jumper to try to restart a hot engine; leave the connector off and dangling to attempt to get a balky cold engine running. If there's one terminal, ground it with a jumper for a hot engine; leave the connector off for a cold engine.


**Cadillac Seville:** Low sensor re-




**Continuous-injection system:** Tool points to the air-bypass screw on airflow sensor.




**Airflow sensor switch** is disconnected for checking the system.



**Air duct** is removed from the airflow sensor for access to the sensor plate.




**Airflow sensor plate** is lifted to check injectors (one is squirting into container).



**Airflow sensor plate** is pushed up (air cleaner is removed for access).



**Pressure and counterpressure** are checked with special gauge and shutoff valve.



**Pressure can be checked** with ordinary gauge, but two connections must be made.



**Allen wrench** is inserted in airflow sensor, adjusted to lower carbon monoxide.

istance signals cold engine; high resistance, warm engine. The connector has two terminals. Join the terminals on a cold engine; let the connector hang free on a hot engine.

## Cold-start injector

Imports have an additional injector in the intake-air distributor to assist starting on a cold day. The


injector is controlled by a temperature-sensitive time switch, which means it will inject longer at lower temperature. The simplest check, although not necessarily the fastest, is to remove the injector, aim it into a container, crank the engine and see if the injector sprays.

If it doesn't, the problem normally

*(Please turn to page 146)*



Sleek touring ski (left) for newly popular cross-country, can be trimmed from old Alpine (right) using same bindings.



Cutting guide for narrowing skis is provided by rabbit slot where metal edgings have been removed. Trim cuts ski weight.




Rough saw cut is smoothed off with block plane to reshape tip and achieve straight right-angle edges with bottom ski surface.

## Slim those old skis for cross-country

by Philip Hermann



Bottoms are cleaned with sharp furniture scraper until all old wax, base and varnish are removed. Coin edge cleans groove.



New and old tips show handsome slimming and streamlining (left) of recycled ski. Filing makes sharp bottom edge, round top.



Pine tar, a wood sealer and wax base known as Grundvalla, is applied to bottom with small brush, burned in with propane torch.

Those old wooden skis gathering dust in a closet can be recycled into handsome and useful cross-country touring skis for a few dollars.

Old downhill skis weigh as much as 12 pounds a pair, averaging about 82 inches (210 cm) in length and nearly three inches (70 mm) in width, much too wide and heavy for a long hike over the snow. It's not difficult, however, to remove weight while retaining the original length and strength. New cross-country skis vary from the ultralight 3-pound, 2-inch-wide (50-mm) racing pairs up to the 7-pound, 2½-inch (65-mm) models. After refinishing a pair of your old downhills, they should fall roughly into the category of a general touring ski.

First customizing step is to strip the old skis of all metal edges and bindings. Save these for future use. The rabbit groove where the steel edge is removed is an excellent guide for sawing off unneeded wood. This trimming will reduce the ski width by about ½ inch or 12.7 mm. The combined removal of steel edges, screws, and excess wood can save as much as two pounds per ski.

The rough-sawn edges can now be smoothed and the tips reformed with a block plane. A 10-inch double-cut file will smooth out any abrasions left on the edges. This final filing also helps form sharp edges along the sole of the ski and a rounded edge on the top. Layers of wax, varnish or paint can be removed with a cabinet scraper, and the groove in the bottom of the ski scraped clean with a coin. Follow the scraping with thorough sanding with No. 50 sandpaper, then No. 120 paper.

Grundvalla, often called pine tar at ski shops, is next applied as sealer and base before you wax ski soles. Brush a thin, even coat on each ski bottom. It will penetrate as a propane torch flame is passed over the surface until the tar bubbles and dries. Keep torch in motion so no wood is singed. Rub with a rag after burning in the tar, and remove any warm excess tar.


Stain the ski tops if a darker color is desired, then finish with two coats of clear polyurethane. Your old cable "bear trap" bindings clean up easily with naval jelly and work quite well with old flexible boots. For walking, run the cables through the front heel clips instead of the rear ones to give more freedom of movement. Your old binding heel plate will probably be too wide, but a pair of new touring plates cost only about \$1.

You'll need longer poles than for Alpine skiing. Cane or bamboo are less expensive. Then wax up according to snow conditions. You're ready for cross-country touring. ★★★



**Bob Sparks** makes last-minute preparations (above) aboard gondola, a seaworthy, 14½-foot aluminum boat that now has survived two ocean splash-downs. Lift-off (right) came at 1:02 a.m. on Aug. 21. Flight was aborted 18 hours later because balloon was losing gas.

Photos: W. A. Allen

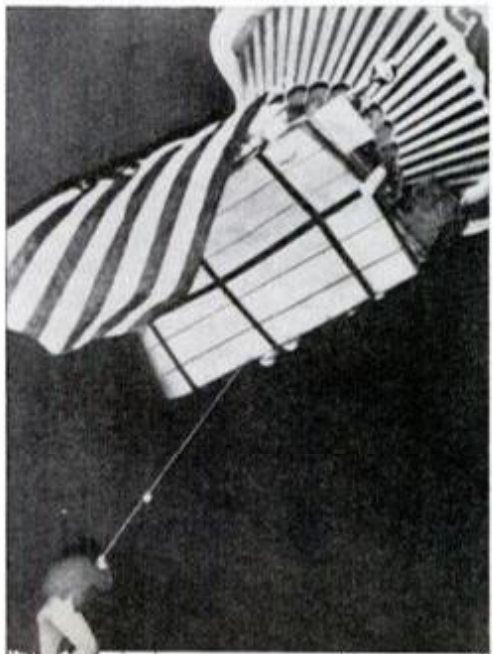


# That transatlantic balloon jinx strikes again!

by Paul Wahl

## Unexpected hitchhiker

Hitching a balloon ride, Sparks's crew chief clings to a rope beneath the gondola as the 92-foot-high balloon soars skyward. It was no accident: Hadden Wood secretly planned it that way. Sparks worked for an hour to get his stowaway crew chief aboard.



Floodlighted against the midnight sky, the mammoth balloon *Odyssey* loomed high as a 10-story building above the golf course at the New Seabury Country Club on Cape Cod. After waiting seven weeks for the right weather, aeronaut Bob Sparks was on board and ready to take off on his second solo try at ballooning across the Atlantic. In August 1973, 850 miles into a transatlantic flight, Sparks's *Yankee Zephyr* was forced down by a freak thunderstorm off Newfoundland.

Nobody has ever flown a balloon to Europe, although it has been feasible for more than a century. Of the 13 balloons previously prepared for this voyage (the earliest in 1859), only seven ever got under way on the ocean flight. Some mishap befell each one. Since 1970, five balloonists have died trying to beat the *Transatlantic Balloon Jinx* (cover story, June '75 PM).

At 1:02 a.m. on Aug. 21, 1975, Bob Sparks commanded "Hands off!" and his ground crew turned the *Odyssey* loose. As the giant craft soared skyward, events took a bizarre turn. Suddenly, the cheers of the crowd changed to cries of horror. Below the gondola, a man was dangling from a rope! This proved to be no accident—the passenger was Sparks's crew chief Hadden Wood, who had secretly prepared to join the flight in this way.

## A grueling hour to get the stowaway aboard

Now, with his long cherished hope for a solo flight dashed, Bob Sparks faced the problem of getting the stowaway safely aboard. Wood was clinging to a 30-foot line secured on the starboard side of the gondola, near the bow. Wearing a harness he had hooked to the rope, he was standing in a loop at the end of that line. Using a winch at the gondola's stern, Sparks lowered a weighted line and swung it toward Wood for him to grab. A grueling hour later, Sparks had managed to get the line to Wood and hauled him aboard.

After this bad start, things got worse. Warmed by the sun, helium in a balloon expands and lift increases. When the *Odyssey* didn't climb as expected, Bob Sparks realized gas was slowly leaking from the envelope. Shortly after noon, he radioed flight director Harden Crawford that, while the balloon could stay aloft 10 or 12 hours more without danger, the flight would have to be aborted.

(Please turn to page 166)

# Your tools— one of the best investments you'll ever make

Today's tools offer the financial advantages of high-quality investments. An expert tells why, and how you can get maximum return on your tool dollars.

by David Warren

Photos by the author

It's possible that you've never looked at your home workshop from an investment point of view. And it's just as possible, especially if you don't own stocks, that you've never thought of yourself as an investor. But the tools you own and the ones you'll buy in the future actually represent an investment that will both preserve your capital over the years and produce whopping "dividends" every year.

As a do-it-yourselfer, you have an edge over the ordinary investor—because you are a producer as well, and your tools are the capital that makes you productive. Other investors let the money do all the work, and they just can't get the kind of return that you can with a busy home workshop.

Ray Franz of Gary, Ind., a former postal worker who retired seven years ago, recently sold most of his tools after decades of active do-it-yourself work. "Just keeping those I'll need in the motorhome," he said. He and his wife, Helen, are selling their house and buying a condominium so they'll be free to do more traveling in their RV.

When I talked to Ray, he was pricing his tools, at 40 to 60 percent of current value, and expected to sell them quickly. "Six months ago," he said, "I sold several hundred dollars'

worth of tools in a weekend." Helen noted, "Any tools that Ray bought before the Korean War sold for more than he paid. In fact, his 15-in. drill press he bought used decades ago sold for three times our cost."

To prepare for the next sale, Ray and Helen were putting small labels on each tool and accessory, then marking prices on them based on current catalogs and price lists.


## He got his asking price

Ray got his price for nearly all of the items, because he had always bought quality tools and taken meticulous care of them. Most were in mint condition when sold.

The Franzes' house was among the highest-valued in their neighborhood, because of careful maintenance and a number of improvements. Ray re-

modeled the kitchen twice during their 46 years there, finished the basement, paneled the den and added many built-ins. Over the years he crafted furniture for the house and, later, for his children's homes. "Just finished a Danish modern walnut bedstead for Marge, my granddaughter, who's getting married next month. Furniture for three generations out of those tools."

Ray was asked if he could estimate the dollar payoff from his tools. Knowing their resale value today, that was easy. "We got two bids for remodeling the porch," Helen recalled. "By closing in the porch himself, Ray probably recovered more than his total tool investment." And that from only one of many major improvements Ray made over the years, not to mention the savings he





accumulated doing maintenance work and furniture building.

### The overlooked investment

Few think of home-workshop tools as an important base when planning an overall family investment program. That's partly because financial advisers don't often work with their hands. Nor are tools considered a glamor investment in which the rich can make a killing. So the value of tools as a basic investment is usually overlooked. Not everyone can afford to buy gold mining shares or open a Swiss bank account. But just about all of us can afford to invest in tools, especially to weather the economic storms we have in these times of inflation. For those who have the skill—or a desire to gain it—the worse economic conditions get, the more compelling a do-it-yourself tool investment becomes in helping to provide what a family needs.

While tools might be a tiny part of a wealthy investor's portfolio, they can be a healthy chunk of any ordinary guy's net worth.

Investing differs from short-term speculation and trading. When investing, you purchase goods with the intention of retaining them as long-term assets in the belief that they will increase in relative value or provide a generous income, or both. An investor tries to attain these objectives with a minimum of risk to his investment capital.

Besides safety of capital, the objectives of an investor can be spelled out as a hedge against inflation or deflation, dividend or interest income and liquidity or salability. We'll see how tools satisfy each of these investment objectives.

### Safety of capital

This is the primary objective for any investment—preserving value. Avoiding or reducing the chance of losing your capital is more important than a large capital gain.

Tools, which are known as "hard assets," are never subject to total worthlessness—as any legal promise to pay can be. This happened to Germany's paper money after World War I, and certain blue-chip stocks, gilt-edge bonds and other types of savings have also become worthless. Even the cash-surrender values of life-insurance policies, in an inflationary period, do not retain relative value as well as good tools. If you purchased \$1000 of basic sta-

tionary tools in 1960, the replacement cost today would be about \$1500 or \$1600. Their resale value would be about \$700 to \$950. Since 1960, the purchasing power of \$1000 has fallen to about \$750.

### A poor-man's tax shelter

A tool collection can be considered a poor-man's tax shelter. Usually there is just one tax on tools—sales tax paid on purchase. Often, there is no tax liability on the products of your own efforts around your home (and when they do affect your assessed valuation and thus your taxes, they also increase market value and the value of your equity). Your tool investment cannot be eroded by taxes, since it is not subject to recurring taxation as is real estate (only when you sell your tools does their return become taxable income).

Tools have never had to be sold to the government as a patriotic duty in times of major financial crisis. This did happen to personal holdings of gold bullion in 1933 during the reorganization of our monetary system. Instead, tools plus know-how are the basis of a nation's productivity, its fundamental resource.

### Keep an inventory

Maintain a list, or a photographic record, or both, of all your tools. Keep this inventory with your insurance policies in a safe-deposit box. Periodically check the adequacy of your insurance protection against fire and theft. It's usually included as part of your homeowner's policy. Increase the value of your insurance protection as the size of your tool collection grows and as inflation raises replacement costs.

Major power tools have enough sheer weight per dollar of value to make them less subject to thievery than other valuables. Misplacement of small tools is a greater threat to capital safety. The best defense is to build the habit of putting each tool back in its proper place—daily.

Sharing hand tools and portable electric tools with friends is one way to minimize total tool investment per dollar of return. But if you lend a tool out, put a slip of paper in its place showing the borrower's name and the date lent. Don't assume you—and he—won't forget. Additionally, you may wish to engrave your name on your tools for protection against both theft and those accidental permanent loans.

### Hedge against inflation

Tools are a hedge against serious inflation and deflation. Resale price is usually 25 to 60 percent of current retail price for a particular tool,

depending, among other things, on its quality, condition and usefulness.

Historically, tools have kept up with inflationary price increases, but resist drastic deflationary price reductions. That's one reason why the bankruptcy rate for hardware stores is one of the lowest for small businesses.

Over the long term, the primary trend has been inflationary. Even during the depths of the 1929-1933 depression, new-tool prices were higher than they had been 20 to 30 years earlier. Prices of a 10-point crosscut hand saw offer a good example:

1900	\$1.05
1910	1.26
1920	2.35
1930	2.20
1940	2.85
1950	4.19
1960	4.98
1970	5.39
1975	8.99

Another example is the history of prices of a typical C-clamp over the past 35 years:

1940	\$ .90
1950	1.78
1960	2.46
1970	3.80
1975	4.65

As a hard asset, tools should not be sold if hyperinflation occurs. The last thing you'll want then is the fast-depreciating paper dollar, unless you need to use the proceeds to pay off debts or current obligations. If possible, liquidate only after inflation has been brought under control.

### Invest in quality

If you have a choice when buying tools, always opt for the best. Be satisfied with nothing less. When you buy quality, you are getting good engineering, finely tempered steel, availability of repair parts, adjustability at points of wear, resharpening capability—and, above all, long life.


Quality brings shop safety, workability, versatility and preservation of your invested capital. Junk tools are unsafe, make good work difficult, and resell for little.

The principal problem with buying used tools is that really fine ones are rarely sold. So bridle your impulses and be picky about what you buy at garage sales.

### Acquisition strategy

Acquire a tool only as you need it. Then you can recover some or all of your investment immediately. Don't buy an oil-filter wrench in case you decide to start changing your own oil. Wait until you buy filter and oil;

Many of David Warren's workshop projects have appeared in these pages, as has his shop (*The Shop That Became a Family Fun Center*, page 88, March '75). He is a senior systems analyst for Commonwealth Edison Co., Illinois, involved in analysis and evaluation of economic alternatives.



**Well-made tools** preserve your capital because they're engineered to last. Allowance for adjustment at points of wear makes for long life. Turning the gib screws on this jointer will take up any wear in the dovetail ways on which the tables slide. Because of these adjustments, this old tool shouldn't wear out in 50 more years of home use. Made about 35 years ago, it retailed for around \$185. I bought it used and rusty for \$50 in 1968—and probably could resell it today for about \$170. During that period, the same \$50 put into a savings account instead would have appreciated to only about \$75.

then buy the wrench. It costs about \$1.30. You'll more than recover your investment right away. And you may even spend less time on the job than it takes to drive to the service station and have it done. Each time you use the wrench, you'll get another generous dividend on your investment—the annual yield should be at least 200 percent.

If there is a single best approach or financial strategy for successful investing in tools, it is to take time to develop a shopping list of equipment you need in order of priority. By preparing your list logically, with detachment and thought, and emphasizing *need*, you're less apt to be suckered into impulse buying.

When a neighbor of mine saw a complete set of auto wrenches on sale, he thought it would be a good idea to own them. So he paid the \$49. "After all, I did save \$10 over the regular price," he told his surprised wife. Fine, but he never did any auto-repair work before—or after. You can't make a decent buck in tools that way.

As you work on your long-term shopping list, arrange it to give high priority to achieving maximum versatility. If you can do a really wide variety of do-it-yourself jobs, you can skim off the cream of potential savings. Then add tools to give greatest versatility within a type of work. If, for example, you already have a 1-in. wood bit, it may be better to buy a 1½-in. bit instead of another

type of 1-in. bit. Or buy an expansion bit. Similarly, when you're starting a collection, or your budget is limited, it may be better to buy a variety of hand tools and portable electric tools rather than one major stationary tool such as a table saw. Put quality hand tools at the top of your list.

When preparing your list, evaluate the probable versatility of and return from each tool. This will help set priorities on your investment buying. Then you can start adding specialized tools in a favorite area, such as woodworking or auto repair. Consider speed, labor savings and quality work.

### When and where to buy

Use your "priority list" of basic tools to buy when appropriate tools are found on special sale or available used. Discontinued models and floor samples can be fine opportunities. Don't overlook pawnshops as a source, and remember that pawnshop prices may be negotiable.

If, on the other hand, you need an unusual tool, such as a forstner bit, for a particular project, wait until the week you'll actually use it. Sometimes it's good business to rent expensive tools, such as floor sanders, that are so specialized you'll need them only rarely.

Take advantage of seasonality in tool sales. One good time to buy is in the early fall. Another, surprisingly, is around Christmas, when hardware dealers are offering specials to attract gift-buying dollars. For the used market, a good time is in the spring—income-tax season.

As you acquire a tool, take time to learn all about it. There's skill involved even in using a hammer properly. Learn to use the tool safely.

Treat your workshop space as an investment, too. Don't go to the extreme of a beautiful shop that produces nothing, or its opposite, a dingy, cluttered area that is unpleasant to work in. Strike a balance: As your shop produces, occasionally spend some time and money on work areas, storage facilities and lighting. A comfortable, cheerful shop can contribute to more and better projects.

### Using credit

In financial circles, the term "leverage" refers to the use of borrowed money to make investments—which may become speculative because the leveraging effect can greatly multiply the profit or loss on an investment.


A form of leveraging is available to you as an investor in tools—it's the use of your consumer credit to make purchases to put your skills to work. You're using credit the right

way when you can borrow for a purpose and save much more than the cost of interest.

A tool investment made on credit should be scrutinized even more carefully than those you make with cash, since it *has* to produce a solid return to offset the cost of borrowing. You should apply all the rules of prudent consumerism when using your credit, whether by means of a revolving charge account, bank credit card or bank loan. Be sure you can repay and be sure you know the true annual interest rate you'll be charged.

### Dividends from tools

When you buy a company's stock, you buy its earning power: buildings, tools and an organization of skilled people. When you buy tools, you buy earning power in your own



**Reliable manufacturers** can supply repair parts when you need them, even decades after a tool's original purchase. The bearings of my lathe became worn after years of faithful service; a new set was acquired quickly and installed easily, renewing the machine completely. This 12-in. lathe, which was made in 1952, originally sold for about \$195 with motor and stand. Its resale price at the present time would be in the neighborhood of \$225.

maintenance, repair and construction business, capable of doing anything from simple furniture repairs to a major room addition or reproductions of antique furniture—your dividends.

You have direct control over the size of the dividend yield. And returns can begin immediately—buying a new tool for the job at hand does that. Once you own the tools, knowledge and application are all that are required to obtain dividends. That knowledge is readily available from *PM* and books, from tool and materials manufacturers, from friends and helpful sales people.

Dividends from tools make a positive contribution to your budget for home maintenance and improvements, furniture, gifts and, not to



**Keep your tools** in tip-top condition to preserve your investment. Take the few minutes necessary to buy replacements for broken or missing parts, like this 25-cent saw-handle screw. New handles and parts for most of the common hand tools are available at your hardware store.

be ignored, your own personal entertainment. Besides providing relaxation for you, tools also offer the chance to provide pleasure and creative activity for your children, while teaching them a sense of responsibility.

Cash dividends are also possible. I know one man who recommissioned a metal lathe and used it evenings and weekends turning out job work to supplement his income. It got him through the triple squeeze of a new mortgage, a new baby and a recession. Many men and women use their tools to supplement retirement income. Selling small items to local gift shops is typical.

To obtain *any* dividends from tools, you have to have guts and believe in yourself. You realize that you may have to do a new job twice to get it right once, but you know that the next time, you'll get it right the first time. Having tools and the skills that go with them can give you

a justified sense of security. And the products you make can be of higher quality than anything you could buy.

Tools provide "stock dividends," too, because you can use them to make more tools and jigs—a capital appreciation that carries no capital-gains tax liability.

### Preserving and renewing

Every physical acquisition has a need for attention. Well maintained, most quality tools pay dividends for a lifetime or longer, and will preserve their relative value.

Use naval jelly to remove rust and protect cast iron and steel. I prefer wax as a general preservative for both metal and wood; it neither evaporates nor gets things dirty as oil and grease do. You can make an inexpensive wax solution by shredding paraffin and dissolving it in mineral spirits. Bottle it in a squirt container that liquid detergent came in.

Keep your tools sharpened, wiped clean and stored. If hung on a tool board, they can't nick one another sliding around in drawers—and rust and misplacements are readily apparent when tools are displayed. However you store them, a dehumidifier near your tools usually pays for itself by protecting your investment from mildew and rust. Don't rush to clean up sawdust and wood chips—they absorb moisture, too. But don't let them accumulate to the point where they become a fire hazard.

### Back-up cash

Your tool investment needs cash backing for materials to produce healthy dividends. A liquid cash position, or capital flexibility, is the most frequently overlooked aspect of investment programs. Investors get overconcerned with "things" and neglect working capital. It's important not to tie up all your do-it-yourself funds in tools.

Properly made, investments are from surplus cash. Maintaining a liquid cash position protects you from

having to raid any long-term investment when you need cash in a hurry. Home shop tools, sensibly acquired, should not interfere with a reasonable overall cash position.

If you set aside funds regularly to back up your tool investment, you'll have ready cash to use to take advantage of unexpected opportunities to upgrade or buy a tool that will specifically increase the speed or quality of jobs you do. And with working capital, you'll be able to meet the week-to-week cost of materials and supplies.

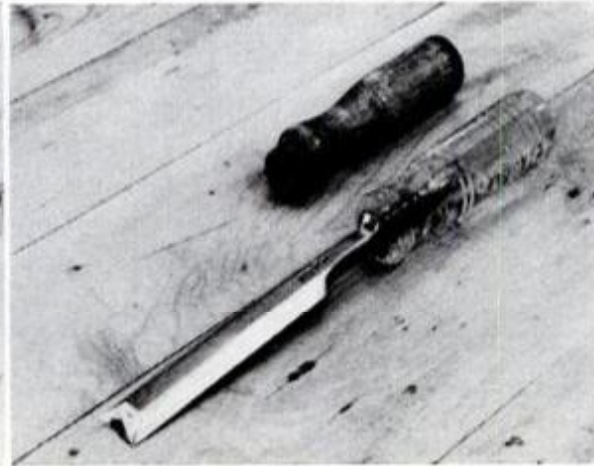
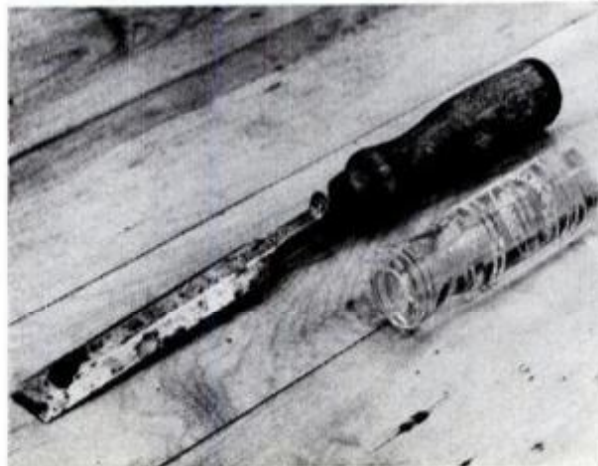
During an inflationary period, increase the size of your cash reserve—because the purchasing power of your normal reserve is decreasing and because your need for capital flexibility is greater in a potentially precarious economy.

### Liquidity and salability

Liquidation of your tool assets can be accomplished quickly in the used market through a low-cost classified ad, a flea market, garage sale or auction. Tools can also be swapped for other goods. In a real monetary crisis, luxury items like jewelry, precious metals and antiques may not hold up as investments as well as good tools.

When selling your tools, take time to put them in first-class condition. Tag each at 50 to 60 percent of the current market price. Then hang in there. Don't rush to accept the first offer if it's below your price. You can generally make more by pricing and selling the tools individually than by selling in groups or selling an entire collection to a single purchaser.

But selling a tool collection is probably in the far future for you. It's just good to know that it can be done, and profitably. Meanwhile, keep on investing and making your investment produce dividends. There's no such thing as complete security—there's only opportunity. There's no better investment opportunity than yourself and tools. ★ ★ ★



**Carefully chosen, used tools** are a good investment. This fine Buck Bros. cast-steel chisel was found at a flea market for 75 cents, renewed with naval jelly, buffing and an 80-cent plastic handle (the chisel's tang was heated, then forced into the handle). The total cost was but one-fourth to half the current price of a comparable chisel.

by Stephen Walton

ASSISTANT EDITOR, HOME AND SHOP

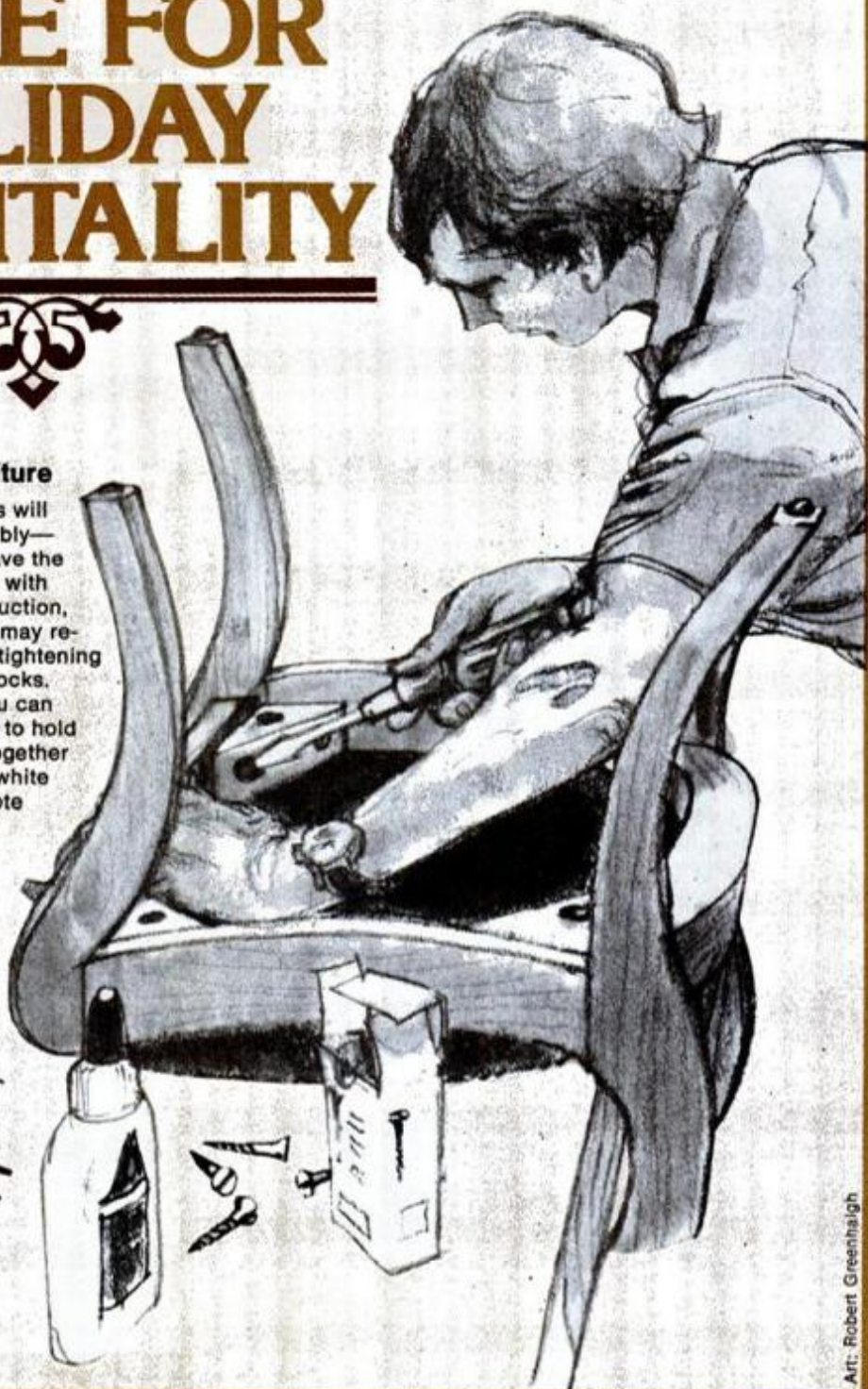
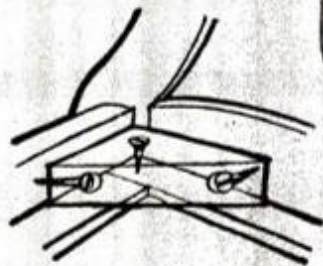


# 12 FIXUPS TO READY YOUR HOME FOR HOLIDAY HOSPITALITY



## 1 Tighten up wobbly furniture

You and your guests will want to sit comfortably—not in chairs that have the shakes. Chairs built with corner-block construction, like the one shown, may require no more than tightening the screws in the blocks. For other chairs, you can make corner blocks to hold those loose joints together—install them with white glue and screws. Note angled holes to let screws enter frame squarely. L-shaped or notched blocks can also be used.



Art: Robert Greenhough

# 2



### Fix sticking doors

Planing may be the only way to ease a binding door; clamping it to a wooden box is a good way to hold it—don't forget to cut hinge mortises back to original depth afterward. But you can try other remedies before you take the door down. If the bind is at the threshold, put coarse sandpaper there and swing the door over it. Loose hinges can make a door stick, so tighten hinge screws. If you find a free-turning screw in an enlarged hole, you can anchor it in a rolled-up scrap of metal toothpaste tube.

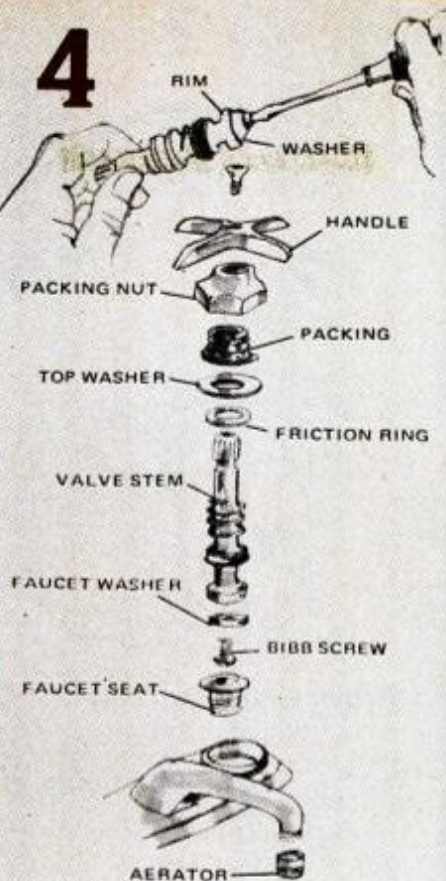
# 3



### Put up a wainscot

Wainscoting is an attractive improvement—and a convenient coverup if the lower part of a wall is in bad shape. Kit type is easy to install with adhesive, nails, and clips between tongue-and-groove panels. The chair-rail molding at the top protects the wall from scrapes. For about \$40, the kit will do a 13-ft., 4-in. run. Panels are prefinished, offer four color/texture choices. Made by Marlite Paneling, Dover, Ohio 44622.

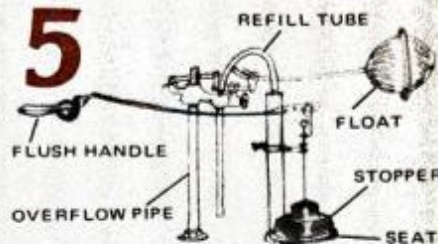
# 4



### Stop that drip

Even if you're used to it, there's no reason to subject company to the torture of a dripping faucet, not when a new washer is usually all that's needed. A conventional compression-type faucet is easy enough to take apart—but don't use pliers on the ribbed upper end of the valve stem. Turn off the water supply to the faucet first, of course. If you damage that ribbing, you may later be able to turn the handle with no trouble at all, but it won't operate the faucet. If you hold the stem in a vise to remove the washer bibb screw, it should be a wood-padded type for the same reason. If you've replaced the washer and the faucet still leaks, the seat needs attention, since a rough or badly worn seat can let water past even a new washer. Your hardware store should have a valve-seat grinding tool—just follow the instructions that come with it. Don't overdo it, and remember to rinse the cuttings out before you reassemble the faucet. If the leak persists after you've dressed the seat this way, it's time for a new seat (if it's replaceable) or a new faucet. To replace a seat, use an inexpensive seat wrench and coat the new seat's thread with pipe compound.

# 5



### Tend to the toilet

If water continues to trickle into a toilet bowl after flushing, it probably means that the rubber stopper in the tank assembly has become hard with age and isn't making an effective seal with the seat. Shut off the water supply to the tank before making any toilet repairs. If the stopper is okay, or replacement doesn't help, the seat itself may be corroded, and cleaning it with emery cloth may be the answer.

Replacement of both stopper and seat with a modern flapper-type valve may be necessary, or you may have a worn washer in the float-valve assembly. With an old toilet, replacement of the entire float-and-valve assembly with a modern ballcock (without the float and arm) is a good idea. Kits for that purpose are made by Fluidmaster, Inc., 1800 Via Burton, Box 4264, Anaheim, Calif. 92803.

# 6



### Hide scratches

Blemishes (that's the trade term) on furniture—those small nicks and scratches—are easily dealt with. Just using a tinted polish on them may be enough. If that won't do it, use a touchup stick from your paint or hardware store. If you can't find one that's an exact color match, get two or more and blend them. Fill the scratch and rub well, then apply wax and rub that.

**7**

### Fix ceramic tile


Loose ceramic tile in the bathroom doesn't just look bad—it can lead to water damage.

First, be sure to find *all* the loose tiles or you won't really be doing the job—tap with your fist, but not too hard, since you want to be able to put the original tile back up. With the tile down, scrape the old mastic off with a putty knife; you may have to soften it with solvent. Get the old grout off the tile; most you can break away, some you may have to grind or file off. Then apply new adhesive to the wall—be sure it's dry—as in the top picture, and spread it out with a serrated trowel.

Press the tiles into place, aligning them with others and allowing for grout lines. Acrylic latex grout is easiest to use. Press it into joints with a fingertip. Wipe down gently with a barely dampened sponge, then let the grout dry overnight before you rub with a soft, dry towel to take the white film off tile surfaces. To make tile sparkle, use a good glass cleaner.

**8**

SOLDERLESS CONNECTORS



### Replace light switches

This is the time to fix that light switch in the guest room that hasn't worked right in years. Turn off the circuit at the service panel by yanking the fuse or flipping the circuit breaker. Remove switchplate and the screws that hold the old switch. Then it's no more than a matter of loosening the terminal screws on the old switch to remove the wires and then connecting the new switch.

See that the bare wire ends have a curl that's clockwise when they're in place, so they'll remain secure as you tighten terminal screws. Coil the wires back into the box and screw the new switch into place, taking care to align it for free operation with the switchplate replaced. If this is a job you don't like to do too often, put in a mercury switch; besides the advantage of silence, they also offer service life of many years.

If the switch is in living room, dining room or family room (or any room used for TV watching), a dimmer switch is perfect for creating lighting moods (and saves electricity and lengthens bulb life as well). Installation of a typical dimmer (for incandescent lighting in permanent fixtures) is shown above. Dimmer wires and supply wires are twisted together and solderless connectors (often supplied with the dimmer) are twisted on tightly; the dimmer is fastened to the box like an ordinary switch and the original switchplate replaced. Just be sure not to exceed specified wattage.

**9**

### Patch wall cracks

To assure a good bond between patching compound and wall, the crack should be first V-grooved (special tools are sold, but a can opener works perfectly well) then dusted so that no loose matter remains. Use a large sponge to dampen the crack thoroughly and then apply a first coat of the patching compound, forcing it into the crack with a 4-in. joint knife.

Press wallboard tape lightly into place, then press it into the compound with the knife, pressing hard enough to squeeze a little compound out at the edges. Cover tape with



TAPE EMBEDDED IN FIRST COAT, COVERED WITH SKIM COAT



SHELLAC PRIMER

a thin skim coat. Three coats in all are recommended. Let each dry thoroughly and sand high spots down between coats (sand with care on plasterboard or you may damage paper surface). When the top coat is dry (after at least 24 hours), it can be feathered into adjoining surfaces by rubbing with a slightly dampened sponge. Easy does it, though, or you'll be rubbing the water-soluble compound off.

After the patch has been sponge-sanded, it must be primed or it will show through paint. White shellac is commonly used, but vinyl and oil-base primer-sealers are also suitable. Paint or wallcovering can then follow.



## 10

### Replace ceiling tile

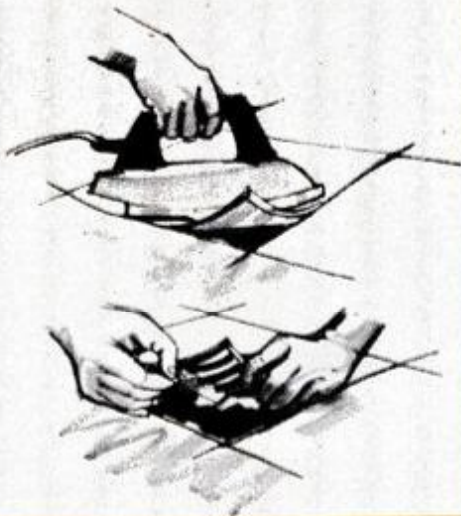
Ceiling tiles are up where you wouldn't expect them to get broken, but it does happen. You remove damaged tile by carefully cutting it out with a heavy utility knife, a jab saw (a short hacksaw blade with a handle at one end) or a keyhole saw. Clear the area in the frame of staples and bits of tile.

To fit the hole, the replacement tile must be trimmed of protruding tongues—a utility knife should do the job. Apply adhesive (the type used with ceiling tile) to the back of the tile and press it into place, level with the surrounding tiles.

## 11

### Resetting floor tile


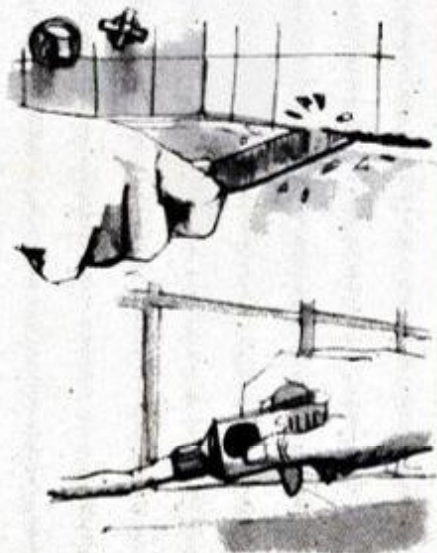
Floor tiles that have lifted or curled up at edges or corners are a safety hazard as well as an eyesore. Apply a household iron, not to flatten them down, but to soften the old mastic below enough to let you lift each tile out. Then you scrape away as much as possible of the old adhesive and apply new. Press the tile back into place, wipe up excess mastic, and keep the tile under weights overnight.



## 12

### Caulking bathtub seam

That crack that develops along the rim of the tub is easy to fix with modern caulks. First, make sure you remove *all* the old caulking, gouging it out with a stiff putty knife




but taking care not to damage either tub or wall tiles. After dusting the cleaned seam, wipe it with alcohol to remove residues that could keep the caulking from adhering. Caulking—a type specifically made for bath use—goes on in an unbroken bead just wider than the crack. Push it *into* the crack with a cloth or wet fingertip, forming a smooth, concave seam. A wet cloth will remove any excess caulking from the tile and tub.

### ... and other things

Naturally, you want your home to look attractive when you're having company—and you want it to be safe, too. This is a good time to do a few other minor jobs that will add to the safety, appearance and convenience of your home—and to your enjoyment of the holiday season.

- Loose carpet—double-face tape will hold it down in most locations. Do the same thing with those throw rugs that are always sliding on bare floors.
- Light up your house number—see page 152.
- Replace your jangling old doorbell with chimes. They're easy to install following the makers' instructions.
- Test your indoor and outdoor decorative lights, replacing bulbs if necessary—*early* to avoid disappointing the family.
- Replace worn catches on kitchen cabinets with new magnetic ones.
- Hide a house key in the yard—but *not* under the front door mat.
- *Don't* prune evergreens on your property—save that for just before Christmas and you'll have the trimmings for decorative use. ★ ★ ★



# Sawhorse miterbox lets your chain saw do the cutting

by William Waggoner

If you think a chain saw is only for felling trees and cutting firewood, you're in for a surprise. When used in this unique miterbox, it serves as a dandy cutoff saw for framing work. Held in a set position with the work positioned to suit the cut, a chain saw will crosscut and angle-cut 2-in. stock fast and accurately, and actually handle work that's too thick for a portable electric saw.

I made the unit shown to suit my 14-in. McCulloch Mini-Mac, but with slight changes in the dimensions any brand saw can be used. The platform to which the saw is mounted travels up and down on two T-tracks and a pipe post that passes through an eyebolt. To bolt my saw to the wood

platform I simply backed out two cap screws in one side of the saw and replaced them with longer headless bolts (see facing page, top photo).

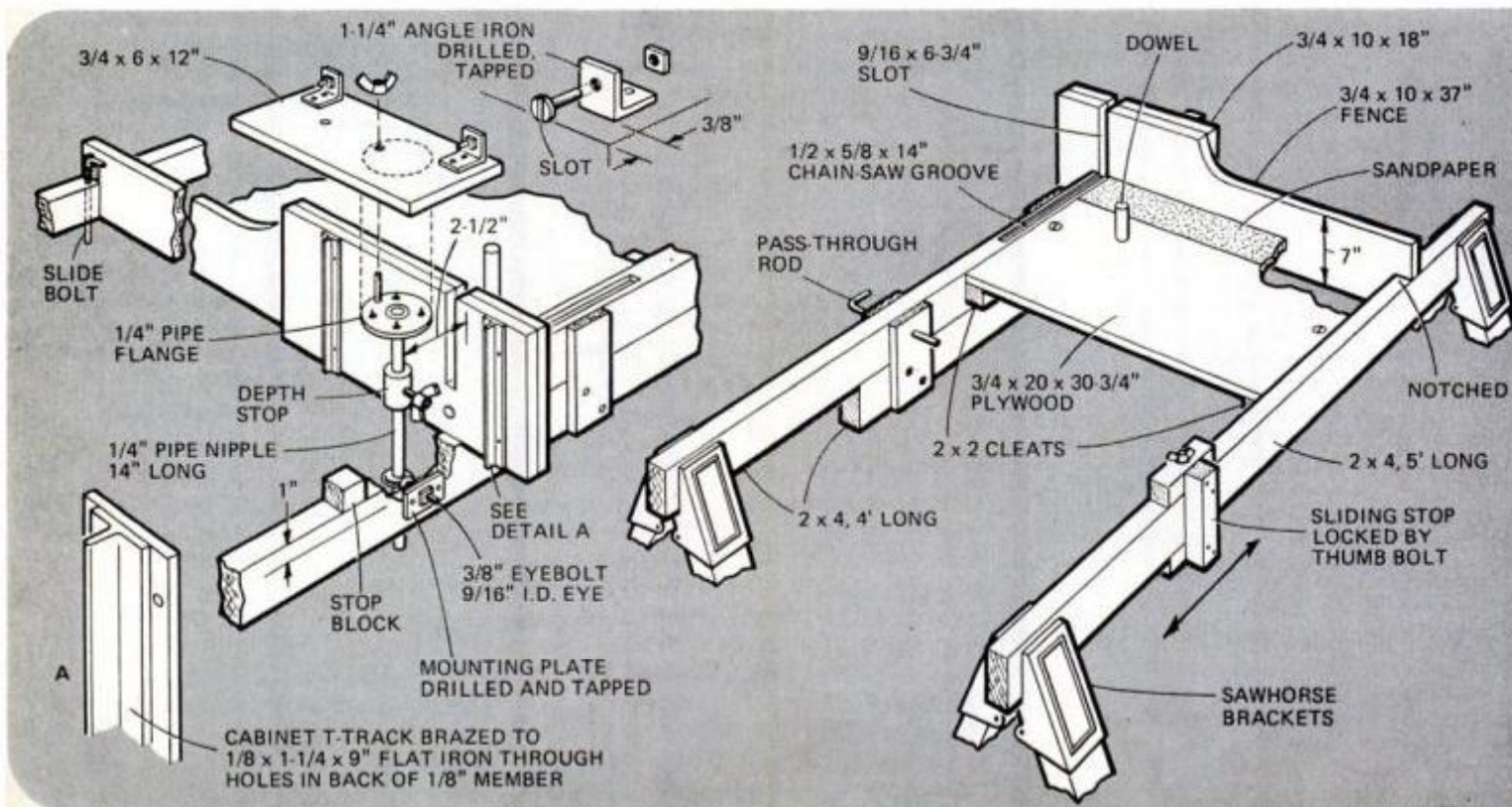
Two V-filed, slot-head machine screws mounted in sections of angle iron ride the vertically mounted tracks to assure a square cut as the saw passes through the work. A wood stop block on the 2x4 rail limits the vertical travel of the saw, and an adjustable collar on the pipe post lets you set the depth of cut. The T-tracks are 9-in. sections of standard sliding-door track brazed to 1 1/4-in.-wide metal strips drilled along the edge for mounting screws.

To make identical angular cuts at the ends of the rafters, you place the work at the desired angle against

a dowel stop and an adjustable sliding stop on the sawhorse rail. With the heel of the member against the fence it can't move as the cut is made.

To make right-angle cuts, you simply remove the dowel pin and place the work against the fence. A strip of coarse sandpaper tacked or glued to the table along the fence helps keep the work from shifting while it's being cut.

Your chain saw can be quickly removed for other work by taking off the two nuts that hold it to the platform. The whole setup can be taken apart for storing as sheet-metal sawhorse brackets are used to clamp the 2x4 rails, and a sliding-door bolt anchors the outboard end of the fence. ★★★






# How your Shopsmith can power other tools

If you own a Shopsmith and want to avoid buying motors to drive other woodworking machines—such as AMT's belt sander and jointer—I've found a way to drive them directly off the multitool's powerhead. All you need is a wood spacer block and an add-a-tool coupler, a Shopsmith accessory you may have.

The spacer block is used to align the two shafts horizontally when you switch from the sander to the jointer. In each case the Shopsmith extension table is used to support the machine at the left of the powerhead and is inserted into the two holes provided, with the front of the table to the rear.



Each machine is bolted to its own plywood base, and in use the base is bolted to the top of the extension table. Four bolt holes are drilled through the table so they automatically align transversely the machine shaft with the powerhead shaft.

Placing the extension-table front to the rear provides the added space needed when the sander is used horizontally. Insert the table posts as far down in the holes as they will go and lock them in place. The plywood base will bring the sander shaft directly in line with the powerhead shaft. In the case of the jointer, another  $\frac{5}{8}$ -in.-thick spacer block brings its shaft in line.—*Ed Dussault.*




Plywood platform thickness automatically aligns belt-sander shaft with powerhead shaft for direct shaft-to-shaft coupling.


In case of jointer, an additional spacer is required to align the two shafts. Shoulders on table posts rest on spacer.




Bolt saw to wood platform by removing these two cap screws and replacing them with longer headless bolts (arrow).



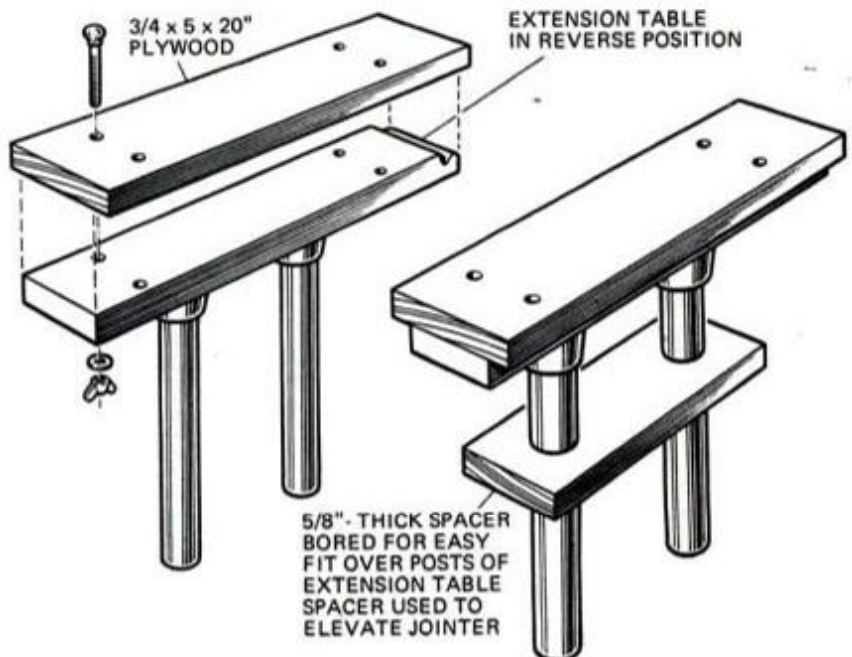
Use bolt-hole template to support platform in the proper position for fastening the pipe flange to the underside.



Use framing square against the bar and clamped to the fence when aligning T-tracks so saw cut is at exact right angle.



Position work to be angle-cut with protractor against fence. Dowel and adjustable stops let you make duplicate cuts.




# Refinishing furniture is easier than ever

Modern finishes make the beginner a 'pro' the very first time.



Before refinishing, book table is well-worn but good quality piece

## PART 1 Stripping, preparing the surface and staining




Water-rinsable remover is applied generously. Finish softens in 10 minutes to an hour, depending on thickness of coating.




Scraping begins when wrinkles appear. Some spots need repeated application of remover. A toothbrush is used in corners.




Wet toweling (or steel wool) and water is used to rub off remover and residue. Piece is then flushed clean with a hose.




Sanding to bare wood—done when thoroughly dry—calls for smooth-cutting finishing sander and hand sanding with pad.



Before staining, wood is given a sealer wash coat so grain will accept stain evenly. Omitting this step is risky.



Stain is applied with brush or cloth, then wiped down to even it out, let dry and followed by a coat of sealer.



Two coats of wipe-on finish applied over sealer with cloth, like furniture polish, produce a beautiful semigloss finish.





Color photos: Steven Fay

nate the need for spraying equipment and the pollution and dangerous fumes. Quick-drying natural varnishes and the remarkable polyurethanes, epoxies, vinyls and alkyds offer exceptional durability and easy-to-apply wood-enriching finishes.

### Surface preparation

Generally your interest in finishing will concern new work, old work to be refinished, or old work which is too battered for successful refinishing, thus requiring a transformation. In the first two cases you'll be working on raw wood so surface preparation will require careful attention; a finish coat will accentuate rather than conceal surface defects such as insufficient, hurried sanding, scratches, dents and discoloration.

### Removing old finish

Paint and varnish removers have been greatly improved. The new water-rinsable types make the job easier and quicker than the old-fashioned kind. Now you simply lay on a generous coating with minimal brushing and let it stand about 10 minutes until the old finish peels and blisters or becomes gummy. Remove the old finish with a putty knife on all flat surfaces, steel wool in contoured areas and a toothbrush in carved sections.

Follow up with a water rinse, using a towel or sponge to remove the final traces of finish and remover. If feasible, a hosing is suggested. Stains that resist chemical removers must be bleached or scraped. The latter is laborious; do it only as a last resort. The chair shown on page 116 needed such drastic action.

Veneer-lumber furniture must be


**Tools and materials required include:** (1) toothbrush, (2) paintbrush, (3) scraper, (4) rubber gloves, (5) cloths, (6) water, (7) remover, (8) scrap of styrofoam (pad for sanding edges), (9) abrasive paper.

## By Rosario Capotosto

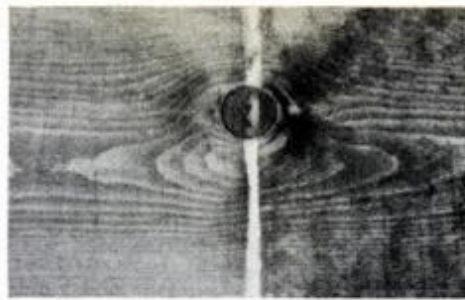
Time was when clear finishing of wood was a tedious job reserved for the pro or the advanced amateur. But today's improved finishes have simplified methods and improved results to such a degree that practically anyone, with little or no previous experience, can turn out an admirable job the first time around.

A "hand-rubbed" finish used to be just that: high-gloss varnishes had to be rubbed down with pumice powder and oil to obtain a satiny sheen. Now you simply apply a top coat that has been scientifically designed to produce such an effect when dry! Improved brushing lacquers elimi-






**Pretesting** both color of the stain and of final coat material is good practice.



**Sealer-wash coat** prevents blotchy stain job. Left half was treated, right was not.

### GRADES OF SANDPAPER

<b>Coarse</b>	Used to remove old finish (paint, varnish, enamel, etc.), also deep gouges, scratches, stubborn stains and smudges. Coarse paper must always be followed by medium paper, then fine, since the scuff marks made by coarse paper are not only visible but sometimes magnified after a clear finish is applied.
<b>Medium</b>	Used to remove less severe scratches, stains, smudges, etc.; also scuff marks resulting from use of coarse sandpaper.
<b>Fine</b>	Used to obtain smoothness, and to remove slight traces of scratching or scuffing remaining after a previous sanding; also to remove raised grain resulting from sealing or bleaching.
<b>Very Fine</b>	Used to obtain maximum degree of surface smoothness—the key to the finest possible natural wood finish.



**Thorough scraping** was done on chair (at right) when it was disassembled for regluing. Disassembly made job easier.

**Before chair could be refinished**, many dark coats had to be removed, but the true character of the wood now shows.

**Regluing must be done with care** to avoid glue smears; they will not accept stain. Wipe off smears immediately.



**Application of stain** on the chair is best done with a cloth after all areas have been treated with a wash coat of sealer.



handled with extreme care. Since most veneers are only 1/28 in. thick, it's obvious that scraping shouldn't be attempted. Use only a minimal amount of water for the final rinse, particularly if any of the veneer has splits or shows signs of having become separated from the core. The consequences could be disastrous.

### Sanding

Allow the stripped wood to dry thoroughly; then proceed to sand as with new work. Work with aluminum oxide, open-coat abrasive paper. Use a coarse 80-grit paper for heavy stock removal and work with progressively finer grits up to 220. A belt sander may be used for truing or leveling broad surfaces, followed with a power finishing sander charged with 220 paper and a light hand-sanding with 320 paper. Always sand with the grain where possible.

Always sand individual components of construction before assembly because it is practically impossible to do a thorough sanding job on inside corners. When refinishing, disassemble as many parts as possible, if the old glue permits, to allow better access for sanding.

When the major elements have been sanded they can be glued. Here you've got to exercise great care. No kind of transparent stain or clear finish will penetrate or conceal residual glue. Remove *all* traces of wet glue from the surface immediately; carelessness here will show up in the finished work. Scrape off the excess glue with a sharp chisel, taking care not to dig into the wood. Then wipe the spot clean with a dampened

**After refinishing**, chair is handsomer than when new.



cloth. This will raise the grain slightly so a touch-up hand-sanding will be necessary. Never attempt to sand over wet glue as this will tend to push the glue farther into the pores. After sanding use a vacuum cleaner or tack cloth to remove all dust.

Slight dents in wood may be removed by placing a damp cloth over the area then heating it with an iron. The steam will swell the wood so it may be sanded level with the surrounding area. Small chips and cracks will have to be treated by one of several methods at a later stage.

### Staining

Stain is used to enrich the color of wood, to reinforce the grain pattern, and frequently to imitate more expensive cabinet woods. The latter was done in refinishing the little bookshelf table illustrated. When the almost-black old finish was removed the wood revealed a very weak character. The problem was easily solved by applying a heavy coat of natural teak stain, then passing over it with a stiff dry brush to create a teak wood-grain pattern.

Amateurs often get poor results when they stain because end grain and soft spots soak up the stain unevenly and cause dark blotches. The simple trick of applying a wash coat of sealer to the wood *before* staining will prevent this common problem and assure an even coating. A wash coat is generally made by diluting a sealer in five or six parts of its solvent. Never apply the sealer full strength before staining—it will keep the stain from penetrating.

There are several types of stains but for home shop use the ready-mixed oil stains are highly recommended. They're available in numerous wood tones and colors. Water stains are difficult to control, they raise the grain and sometimes loosen glue. They're really for factory use.

Pretest the stain you plan to use on a scrap of wood of the same species as the job or on some concealed area of the piece to be sure of getting the desired color or shade. It's a good idea to go one step further and test the top coat because this too will have an effect on the finished job. Stain can be applied with brush or cloth, but the latter generally works better. Wipe off the excess before it gets too dry, using a clean lintless cloth. Drying time is usually overnight.

Next month you'll be taken through the steps of filling open-grain woods with paste filler. You'll also be shown the tricks the professionals use to repair dents and scratches and how to apply the popular self-rubbing urethane finishes. ★★★

### Commercial finish stripping

The removal of old finish can sometimes be quite tedious and time-consuming. There is a shortcut available to you if you'd like to skip the chore. Simply take the piece to a stripper. They're listed in local directories under Furniture Stripping.

Your piece will be dunked into a huge tank of remover until every particle of finish is removed. A high-pressure water hosing and an application of a special "restorer" leaves the wood ready for finishing when dry. Prices are quite reasonable, ranging from \$8 to \$50 depending upon the size of the piece.



Piece to be stripped is dunked into huge tank of heated chemical remover. It is completely submerged and allowed to soak for a few minutes.



A light brushing, followed by a high-pressure water hosing removes the old finish and the chemicals. Pieces which can't take hot solution (veneers, laminates) are treated in a cold-process tank.



Final step in the process is a spraying with a special chemical which restores the wood to its original color. These photos were taken at Yankee Antique Workshop, Inc., Huntington, N.Y.


# 6 fun-to-make



*Giraffe coat tree*



*Circus-wagon toy box*



*Hale the whale*

*Wood-block train*

# toys for Christmas

**A** Christmas toy should be very special—and what could be more special than a toy made by you? You can be sure the six fun-to-make, fun-to-get toys you see here will make your youngsters happy on Christmas morning. You'll find plans on following pages.



English  
farmhouse  
dollhouse



Puff puff  
engine


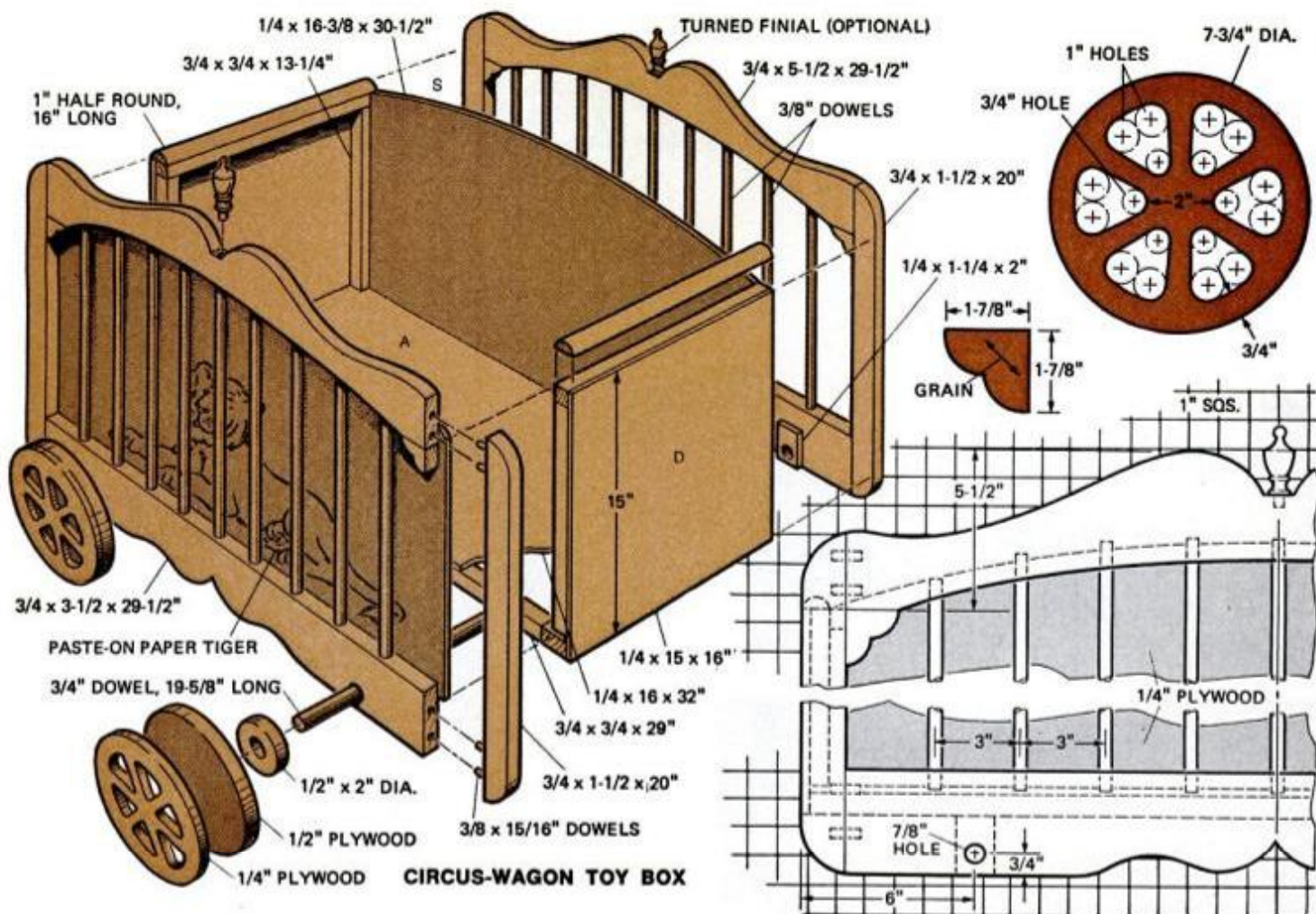


Photo: Cosimo



Adjustable doweling jig (Sears) simplifies drilling and aligning mating dowel holes in lower and upper side members.



After holes are bored, curves in top and bottom members are cut with sabre saw. With dowel bars in place, ends are added.

### Colorful touch for kid's room

A most practical gift is a toy box—even Mom might like to have it to corral the many toys Santa leaves. This one, a classy little circus wagon, will add color to any kid's room.

Sides of the wagon are carbon copies. The holes for the nine bars are drilled before the top and bottom members are sabre-sawed. In fact, each side can be made a simple rectangular frame to start before any of the pieces are bored and sawed. If you have a doweling jig, use it to bore mating holes dead-center and 3 in. apart. Make a full-size pattern from the half pattern given and trace the curves on your wood. For perfect alignment, drill the holes for the 3/4-in. dowel axles through both side assemblies at one time. Enlarge the holes slightly with a round file or sandpaper wrapped around a dowel.

The 7-in. wheels consist of two plywood discs and a hub. The spokes are jigsawed first, then the 1/4-in. thickness is glued to the 1/2 in. and both are sawed round as one. The hubs are centered and glued to the wheels, then 3/4-in. holes are bored through both hub and 1/2-in. disc.

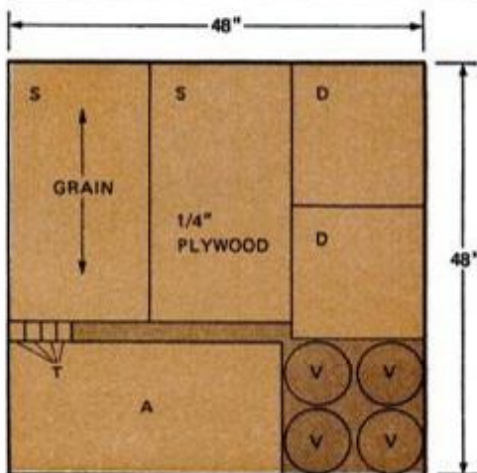
The completed sides are glued to a simple 1/4-in. plywood box and the cutting layout shows how the five parts can be laid out economically on a 4x4-ft. panel with wood to spare

for the wheels. They are glued to 3/4-in.-square members which are placed inside the ends and under the bottom. Sides of the cage are finally glued to the box; then panels S are painted white, and the paper tigers are attached with rubber cement and finally nailed in place behind the bars. Wheels are glued to the dowel axles to complete the project.

(Please turn to page 122)

### HOW TO ORDER PLANS

If you prefer to build your circus wagon from a full-size plan which includes two colorful paste-on paper tigers and material list, send \$1.50 to Home and Shop Editor, Popular Mechanics Magazine, 224 West 57th St., New York, N.Y. 10019.



CUTTING LAYOUT



# NOTHING IN THE WORLD BEATS BEING THERE FIRST.

It's every fisherman's dream, every time he goes fishing: To get that first early-morning chance at a lunker that's been waiting all night for someone to make the offer.

Somebody's going to be there, in your favorite spot, ahead of the pack. Why not you?

A properly set up Evinrude Sport motor can help give you the all-important performance edge you need.

There are four Evinrude Sport models: 200, 135, 75, and 55 horsepower. Each with distinctive silver blue styling, and with the versatility for family skiing and cruising while you're resting from fishing.



For boats with its rating, it's hard to beat an Evinrude Sport 135. It has all the top-of-the-line Evinrude features, like Firepower electronic ignition, power-assisted shifting, and low friction pressure-back piston rings.

Plus built-in extras like power tilt and trim for fingertip control of boat attitude and running efficiency. SST performance propeller that improves miles per hour and miles per gallon. And a heavy duty 15 amp alternator.

You have to get up mighty early to beat an Evinrude 135 to the honey hole. Unless you own a new Evinrude 200.

Free new '76 catalog: Write Evinrude Motors, P.O. Box 663, Milwaukee, WI 53201.

**EVINRUDE**  
DIVISION OF OUTBOARD MARINE CORP.  
*first in outboards*

# FUN-TO-MAKE CHRISTMAS TOYS

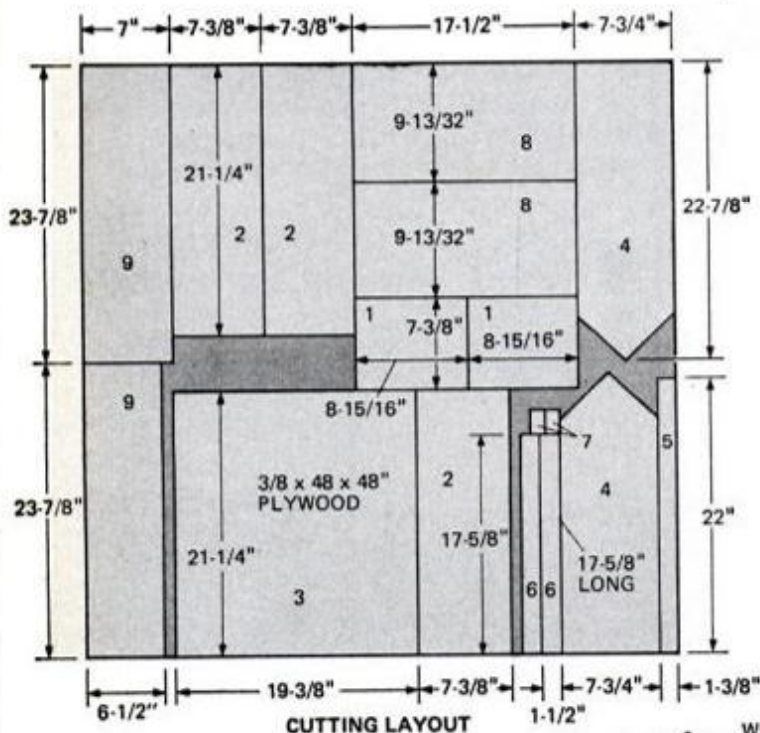
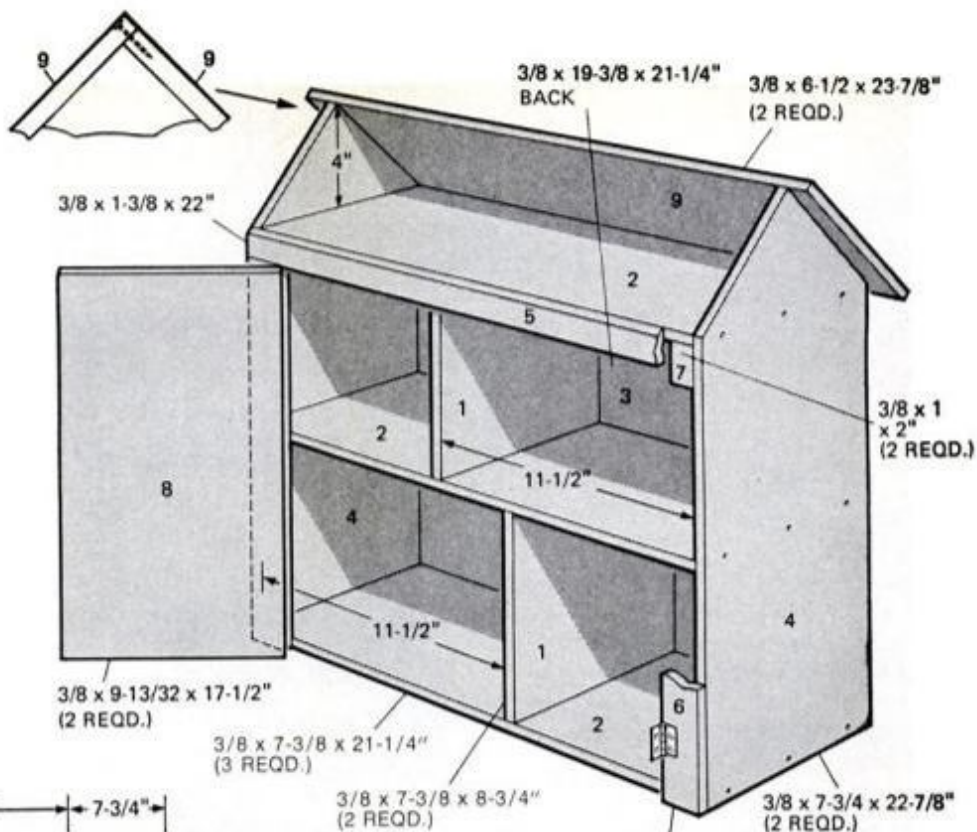
(Continued from page 120)

## Any little girl's favorite

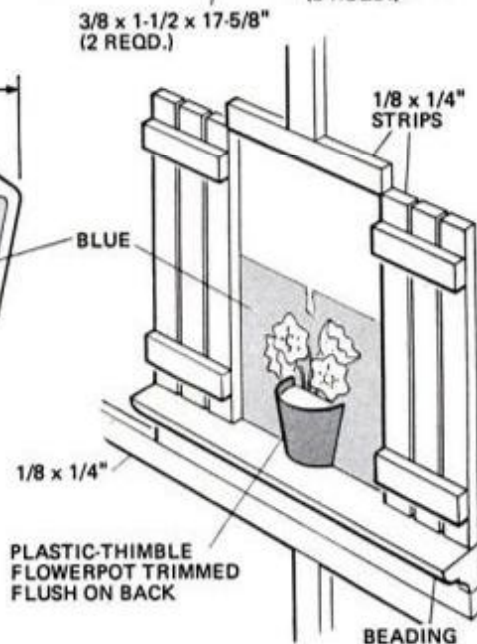
Next to a doll, a dollhouse is perhaps the most wanted gift for any little girl. Here's a simple one Dad can make in a weekend. It's designed by Mary Schreck, noted dollhouse furniture designer and miniaturist, after an early 19th century English farmhouse. The front opens wide to provide full access to four rooms.

The 17 parts can be cut from a 4x4-ft. piece of 3/8-in. plywood. Follow the diagram below when laying out the parts, but follow the dimensions when cutting.

Start assembly by nailing and gluing the three floors to one end, inserting partitions as you go. Then add the second end and the back. Glue parts 7 next, then part 5, and parts 6. Hinge panels 8 to the front and add the roof.



ENGLISH FARMHOUSE DOLLHOUSE



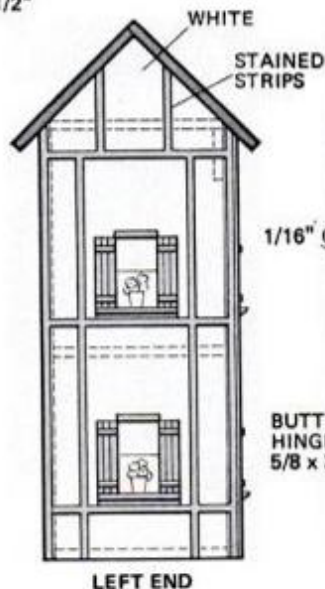
Paint the house white; then decorate ends and front with stained wood strips as shown in front and end views. Paint on windows and doors, and fit them with shutters, window boxes and plastic thimble flowerpots.

Two good sources for dollhouse furniture are Federal Smallwares Corp., 85 Fifth Ave., New York, N.Y. 10003 and Lee Wards, 1200 St. Charles St., Elgin, Ill. 60120. Both have catalogs for a small charge.

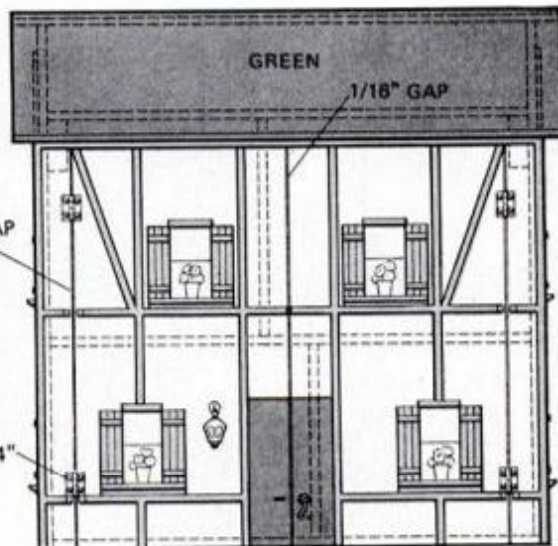
(Please turn to page 141)

### HOW TO ORDER PLANS

If you wish, you can work from a set of full-size plans (two 24 x 38-in. sheets) which include a complete materials list and step-by-step instructions. Send \$2 to Dremel Manufacturing Co., Dept. PM, 4915 21st St., Racine, Wis. 53406.



LEFT END



FRONT

Banff National Park, Alberta, Canada



# Canada at its best.


Try the light, smooth whisky that's becoming America's favorite Canadian.  
Imported Canadian Mist.

IMPORTED BY BROWN-FORMAN DISTILLERS IMPORT COMPANY, N.Y., N.Y., CANADIAN WHISKY—A BLEND, 80 OR 86.8 PROOF, © 1975.

Материал, защищенный авторским правом

# "EASIER STARTS THIS WINTER!"


When cold weather chokes up your car you've got real starting problems, unless you've got a can of GUMOUT AUTOMATIC CHOKE CLEANER handy. It frees sticking chokes fast. Used regularly, it prevents sticking.



Squirt it on both ends of choke valve shaft and all the carburetor linkage. In seconds the foul-up's ended! Gum, carbon and dirt are gone!



Use GUMOUT CHOKE CLEANER also to free manifold heat controls bound by dirt, rust, and carbon. It works fast.



Gumout, Cleveland, Ohio 44104

## F-16—THE FIGHTER EVERYBODY WANTS *(Continued from page 73)*

feet). It's also a lot lighter, grossing 22,500 pounds against 57,300 for the F-14 and 40,000 for the F-15. Its small size and low weight are actually the secret of the F-16's phenomenal performance. Compared to other typical fighters, it has three times the combat range, nearly twice the acceleration rate and less than two-thirds the turning radius at supersonic speeds—all of which mean it can outfly and outfight just about anything else around.

### Mach 2 speed at combat height

Powered by a 25,000-pound-thrust Pratt & Whitney F100 turbofan engine, the F-16 is capable of speeds up to Mach 2—twice the speed of sound—or nearly 1500 mph at combat altitudes. It is, in fact, one of the few fighters that can continue to accelerate while climbing straight up.

The F-16's short turning radius and high acceleration allow it to "close" with an enemy aircraft and come out on top—the key to combat superiority in one-on-one dogfight-type situations. Standard armament consists of two wingtip-mounted Sidewinder missiles and a 20-mm Vulcan cannon capable of an awesome firing rate of 6000 shots a minute. Up to 11,000 pounds of additional armament can be carried on under-wing pylons—extra missiles, bombs, napalm, special weaponry—whatever is required for the mission.

For long-range operation, there is provision for midair refueling or external auxiliary fuel tanks. It's this kind of flexibility that makes the F-16 such a versatile, all-purpose plane—it can carry out air-to-air, air-to-ground, ground support, long-range bombing, fighter escort and carrier-based operations.

The F-16 is both complex and simple—highly sophisticated in design, yet ingeniously simple in construction. Elevator panels, wing flaps and most of its main landing gear are interchangeable—a repair depot need stock only half as many parts as usual. Servo-actuators operating the controls are identical and interchangeable. The fuselage is designed in three modular sections—nose, midsection and tail. The modules can be built in different factories—even in different countries—then assembled when needed. If one module is damaged, it can be replaced with a duplicate—like changing a fender on a car—without keeping a valuable plane out of service for time-taking repairs.

The P&W F100 engine is the same time-proven one used in the F-15 so engine stocks, replacement parts and

maintenance know-how are well established. Of the F-16's 373 equipment components, 257 are stock off-the-shelf items. Only 50 types of fasteners are used—all standard—against up to 250 for other fighters.

Now you can begin to see why so many countries are intrigued by the F-16—its economy and simplification are an air force's dream. The advantages of having a number of NATO nations operating the same aircraft are obvious—parts, training and manufacturing facilities can be pooled, urgently needed items can be shared, stockpiling of many components is reduced, and repair and maintenance are vastly simplified.

### Entire plane a 'lifting body'

Aerodynamically, the F-16 is a masterpiece of engineering ingenuity. The flattened, oval fuselage blends into the wings so the entire plane becomes, in effect, a "lifting body." Forebody strakes—narrow, flaring strips ahead of the wings—help prevent wing-root stalling at high angles of attack, adding lift and improving maneuverability. Leading-edge wing flaps, which also increase lift, are computer-controlled and function automatically according to speed and attitude—the pilot can concentrate on fighting without giving them a thought. Trailing-edge flaps and ailerons are combined into "flaperons" that operate independently as ailerons, collectively as flaps—another simplification.

All controls are electrically operated by so-called "fly-by-wire." This eliminates mechanical linkages more prone to failure, provides more sensitive, responsive handling and increases pilot safety. Backup control wires continue to function even if other wires are shot away—not possible with cable linkages.


The special "high G" cockpit incorporates a sharply back-tilted seat—30° compared to the usual 13°—to help the pilot withstand high G forces in combat. A "side-stick" controller, found to produce more precise maneuvers, replaces the old between-the-knees control stick. Speed brakes that open out like a book near the tail let the pilot slow quickly for emergency maneuvers or short-field landings.

All in all, the F-16 is a lot of plane for the money. It's expected to give the NATO nations air superiority through the '80s and into the '90s. Its purchase by so many other countries has already been hailed as "the sale of the century." Actually, the F-16 may well turn out to be the *buy* of the century. ★★★



## Living the life of Lee.

The Stockman. A tough breed of coat in heavyweight navy denim (\$37.50) or dressy blue chambray with 100% Acrylic pile lining and collar (\$42.50). Pants are Lee-Prest® houndstooth check Boot-Cut® flares (\$12.49) and chambray Boot-Cut flares (\$12.29). The Lee Company, Work & Western Wear Division, P.O. Box 440, Shawnee Mission, Kansas 66201.

A company of  corporation



# Now, even camera straps are getting interesting


New strap designs make camera-carrying easier—and even more decorative. PM's Photography Editor tries on a few for size.



**Mac Strap**, invented by a *National Geographic* photographer, has offset at top to resist sliding off shoulder.




**Dual-camera Mac Strap** holds two cameras, lets you grab either without tangling, detaches quickly (but keep the camera with the long lens lower). It's \$13; single-camera models are \$7 each. From McBain, 4853 Cordell Ave., Bethesda, Md. 20014.



**Wide straps** are common, decorative, comfortable. This one is a Casual Carrier, \$5, with soft-rubber, nonskid back; but check—rougher straps can irritate your neck.



**Posigrip 35** gives secure grip, is comfortable on cameras of average height (but not the tiny Olympus). \$7 from Novacon, 1101F Victoria, Costa Mesa, Calif. 92627.



**Necksaver** will prevent your camera from swinging as you walk, with Velcro glued to the camera. Available for \$7 from Necksaver, Box 1712, Oakland, Calif. 94604.

**People ask me  
if I really enjoy  
smoking.**

I sure do. And Salem Longs are why. They give me all the good cigarette taste I'm smoking for. Plus Salem's fresh menthol. And they're longer, too. That's why I enjoy smoking. That's why I smoke Salem Longs.

Warning: The Surgeon General Has Determined That Cigarette Smoking Is Dangerous to Your Health.

19 mg. "tar", 1.3 mg. nicotine av. per cigarette, FTC Report MAR. '75.

# WINNEBAGO ANNOUNCES A HOMEOWNERS PLAN FOR



What happens after you drive your new motor home off the dealer's lot? That's a very big question.

Because a motor home is a very big investment.

At Winnebago, a great deal happens. We call it our Winnebago Homeowners Plan. And you can drive away with it on any new 1976 Winnebago.

#### **Better Protection.**

Winnebago's limited warranty is designed to comply with all requirements of recent Federal legislation. Further, Winnebago has made some substantial improvements in coverage. Items previously covered for only 90 days are now included in our standard 12-month/12,000-mile coverage periods.

This includes such features as carpets, electrical systems, plumbing, seats, cushion fabrics and windows.

We think this greater protection, along with Chrysler's solid 12-month/12,000-mile chassis warranty, makes the overall Winnebago warranty the best in the business. If you find a better one (be sure and read the fine print), let us know.

#### **Service, Service Everywhere.**

No one buys a motor home to sit in the driveway. So Winnebago has put together a network of over 300 coast-to-coast, factory-trained service centers. From Miami, Florida to Anchorage, Alaska. One reason there are more Winnebago homeowners on the road is because of the service they can depend on along the road.

#### **A Friend at the Factory.**

If a Winnebago owner ever has any questions, suggestions or complaints, he can get in touch with our Customer Relations Department at our corporate headquarters in Forest City, Iowa. This department is staffed by knowledgeable factory technicians and is there to handle any special problems that might arise.





# THE ROAD.

## Safety First.

You'd never hoist your motor home several feet in the air and then deliberately drop it. But that's what Winnebago did recently to test the limits of structural integrity of their exclusive Thermo-Steel® construction. That test is only a part of an extensive safety program initiated by Winnebago. Not required by the Federal Government. Before you become a motor home owner, make sure you compare safety programs.

## Joining the Club.

Every new Winnebago homeowner belongs. Because the first year's membership in the Winnebago International Travel Club is standard equipment on any Winnebago model. There are 269 active W.I.T. Clubs across the country. Any Winnebago dealer can tell you about twelve valuable club services.

## More Money Back.

Part of any smart homeowner's plan should be consideration of resale. Based on a comparison of three-year-old motor home prices taken from the May-August, 1975 N.A.D.A. Recreation Vehicle Appraisal Guide, Winnebago held a higher resale value than the average of listed competitive models.

## All This, on All Winnebagos.

For 1976 Winnebago offers a great selection in motor home size, style and price. You don't become the nation's most popular motor home manufacturer without providing what your customers want.

At Winnebago, we try to give you more to choose from. And we think our Homeowners Plan gives you a lot more to drive away with.



# WINNEBAGO®

The name that means the most in motor homes.  
Winnebago, Box 152, Forest City, Iowa 50436

Da10

Please send me free literature and the name and address of my nearest dealer. I am interested in  Motor Homes  Travel Trailers  Check if student

Name \_\_\_\_\_

Address \_\_\_\_\_ Phone \_\_\_\_\_

City \_\_\_\_\_ State \_\_\_\_\_ Zip \_\_\_\_\_

**“I believe everybody has an obligation to serve their country in some way. If they choose the Army, it’s guys like me who help them fulfill that obligation.”**

1st. Sgt. Ronald Raymond, 2d Armored Division, Fort Hood, Texas.



“No matter where you go, you’ve got to work. If you’re on a farm, and you don’t milk the cows or cut the hay, you don’t get paid. Well, in the Army they pay you to grow up.”

Sergeant Raymond has trained a lot of soldiers. He knows how they get to be good ones.

“A guy comes into the Army, he’s got to mature or be matured. Most people eighteen or nineteen are still searching. They’re not sure what they want to do with their lives—except be on their own. The Army’s where you cut yourself off from a lot of things you were before. You get responsibilities. You get an education. And the chance to put it all on the line. That chance is important.”

If you enlist in the Army, you’ll be getting a good job for good pay, the opportunity to travel and to further your education. You’ll work for people who want you to do something meaningful for your country—and yourself.

“The things you get here, they just don’t leave you when you leave the Army.”



**Join the people  
who’ve joined the Army.**

For more information about all the opportunities for young people in today’s Army send the postcard, or call 800-523-5000 toll free. In Pa., call 800-362-5696.

Материал, защищенный авторским правом

about a foot in front of them. Inside the hull was a litter of bobbing furniture, clothing, boxes, empty cans and other containers.

Divers held their lights before them, felt their way, and moved down the companionway to the living quarters where crew members had been reported sleeping at the time of the accident. They found no one.

Retracing their steps to the galley, they searched, looking for any air pockets where a huddled survivor might be able to gasp breaths of air. They worked their way carefully through floating galley equipment. One hand-held light pierced the surface in the blackness.

Derrell Jonn Dore, perched on a large pipe with his head in an 18-inch air space, reached out and grasped the diver's wrist. The startled diver jerked his hand away.

### Feared poisonous gas

Dore had heard the divers tapping on the hull and had tried to tap back with a knife handle. Hours went by and he had just about given up. "I dozed off at one point and was awakened by a bubbling noise. I thought poisonous gas was coming into the room, but it turned out to be air."

Lead diver Mowry said Dore was in good shape when found because the air in the pocket was fairly clean.

"He was concerned about losing his glasses but he was very calm and relaxed and did exactly what we told him," Mowry said.

The divers had brought along an extra helmet, which they slipped over Dore's head. They secured it with a "jock strap" that ran under the man's crotch. It was used "in case Dore should panic and try to wriggle out of the helmet on the way to the surface," Mowry explained.

The trip went smoothly. Dore climbed the ship's ladder unassisted, was transferred to the *Jean G* and put in a decompression chamber.

Dore had spent 22 hours in the water-filled compartment 10 feet below the sea surface. The depth was so shallow that decompression wasn't needed. Still, Lowry opted for two hours of chamber time to guard against a possible air embolism.

Persons not used to diving gear have been known to hold their breath on ascent rather than breathing normally. This causes air in their lungs to expand, rupturing lung tissues and forcing air bubbles into blood vessels. The result can be fatal.

Encouraged that more of the missing crew members would be found, the rescuers plotted their next dives.

Only the engine room in the stern of the hull remained to be searched.

Exterior survey dives were made to locate the engine room hatch. Cables and floating debris enshrouded the stern deck. The hazard of fouling diving hoses was too great. Mowry decided to continue using the bow hatch even though it meant the divers must travel by touch and hand-light nearly 100 feet through the darkness and debris-filled guts of the rig. There was no guarantee that the rig wouldn't shift, expelling any remaining air pockets, and sink to the sea bottom, carrying the divers with it.

Mike Mason made the first long dive, threading his way through the hull. On the down side of the stern, 20 feet below the surface, his helmet broke water. He looked into the eyes of four exhausted, sick survivors desperately clinging to pipes and valve handles to keep their heads in a pocket of air. A thick scum of diesel fuel lay on the water, filling the air with nauseating fumes.

The trapped men had given up all hope of rescue. To keep awake during their 26-hour ordeal, they had talked to each other, and, just before Mason found them, the conversation had been about their families, about dying and where they would be buried. They prayed together. Their only light was a glimmer from the luminous dial on a wristwatch.

### Suddenly—a light and a diver

"It was miserable," Joseph Bellard said after his rescue. "I had to keep moving and the diesel fumes were almost putting me under. I had just about given up hope. I was drowsy and I propped my head up when all of a sudden there was a light and this diver came out of the water. You never heard such hollering and screaming."

Mason relayed the news to his tender, Byron Gray, who had remained at the galley hatch. Gray surfaced to get an extra helmet. He carried it below to the engine room where he and Mason helped Bellard, the weakest of the four survivors, put it on. Gray guided Bellard back through the dark water of the 100-foot length of the hull and up to the waiting arms of the topside crew.

Mason remained with the trapped men in the engine room throughout the five hours it took to guide them out, one by one.

In the meantime, Dore was out of the first decompression chamber and two additional double-lock chambers had arrived and been set up. There would be no wait for treatment.

Jeff Terai made the next dive and the situation, already dangerous, was made more so when his phone cable malfunctioned, causing him to lose communications. Though reduced to using hand signals in the murky engine room, he managed to dress out a survivor in a helmet and take him to safety.

### Rescues brought tears of joy

Jim Madgen made the final two dives. It was near dusk on Monday, June 2, when Delvan Irby, last of the trapped men, was escorted to the surface and a decompression chamber. This broke the tension—and some of the weary divers wept for joy. It takes a lot to bring tears to the eyes of a tough offshore diver, but the realization that the lives of five men had been spared was enough.

Only one crewman was still missing. He reportedly was last seen soon after the rig capsized. He was on the surface, clinging to an oil drum.

Divers combed the waters surrounding the rig and under it, but failed to find the man. Diving operations finally were halted shortly after midnight, June 3, though Coast Guard vessels continued to scan the area until late that same day. The man's body was found several days later, floating about five miles north of the rig.

Salvage efforts, headed by Capt. Al Veverica of Belle Chasse, La., began a few days later. Two of the jacked-up legs of the rig had settled into the mud bottom, causing a vacuum effect. The problem was complicated by a spaghetti of live oil pipelines on the bottom which, if broken, could cause an oil spill.

Hampered by almost continuous rough weather, the salvors finally removed everything from the hull, cut off the huge pontoon mat and the jack-up legs and, in August, towed the hull into Morgan City.

Cause of the accident, the second for this rig, is only speculation. The captain of the tug towing the rig said there were two freak waves just prior to the capsizing. One diver theorized that when the rig began its transit and the legs were jacked up, a heavy layer of mud clung to the pontoon mat. Later, when mud on one side of the mat was washed off, the rig tilted. Another opinion is that pontoon ballast tanks on one side leaked and that weight of accumulated water made that side heavier.

Whatever the cause, the accident demonstrated once again that offshore oil workers have picked a tough—and sometimes fatal—way of making a living. ★ ★ ★

# The Marlboro Belt & Buckle.

Steerhide belt & special edition buckle.

Only \$7.00 Plus two end labels from any pack or box of Marlboro.

The buckle is hand-brushed, antique-finished and was created specially for Marlboro by the famous Western sculptor, Bob Scriver. It's a special edition, individually numbered, and comes strapped to a top-grain steerhide belt. Yours for just \$7.00, plus two end labels from any pack or box of Marlboro.



Come to where the flavor is.  
Come to Marlboro Country.



## The Marlboro Belt & Buckle.

Mail to:  
**Marlboro Belt & Buckle,  
P.O. Box 2525, Freeport, New York 11520**

Enclosed are 2 end labels from any pack or box of Marlboro. Please send me ( ) Marlboro Belt(s) and Buckle(s) at \$7.00 each.

Brown Leather ( ) Small 30-34 ( ) Medium 36-38 ( ) Large 40-42  
Black Leather ( ) Small 30-34 ( ) Medium 36-38 ( ) Large 40-42

Name \_\_\_\_\_

Address \_\_\_\_\_

City \_\_\_\_\_ State \_\_\_\_\_ Zip \_\_\_\_\_

(necessary)  
Send check or money order only payable to: Marlboro Belt and Buckle. Offer available only to persons over 21 years of age. Offer good in U.S.A. only, except where prohibited, licensed or taxed. Offer good until June 30, 1976, or while supply lasts. Please allow 6 to 8 weeks for delivery.

Kings: 17 mg. 'tar,' 1.1 mg. nicotine—  
100's: 18 mg. 'tar,' 1.1 mg. nicotine av. per cigarette, FTC Report Apr.75

PM

© Philip Morris Inc. 1975  
Belt Buckle © Philip Morris Inc. 1975

Warning: The Surgeon General Has Determined That Cigarette Smoking Is Dangerous to Your Health.

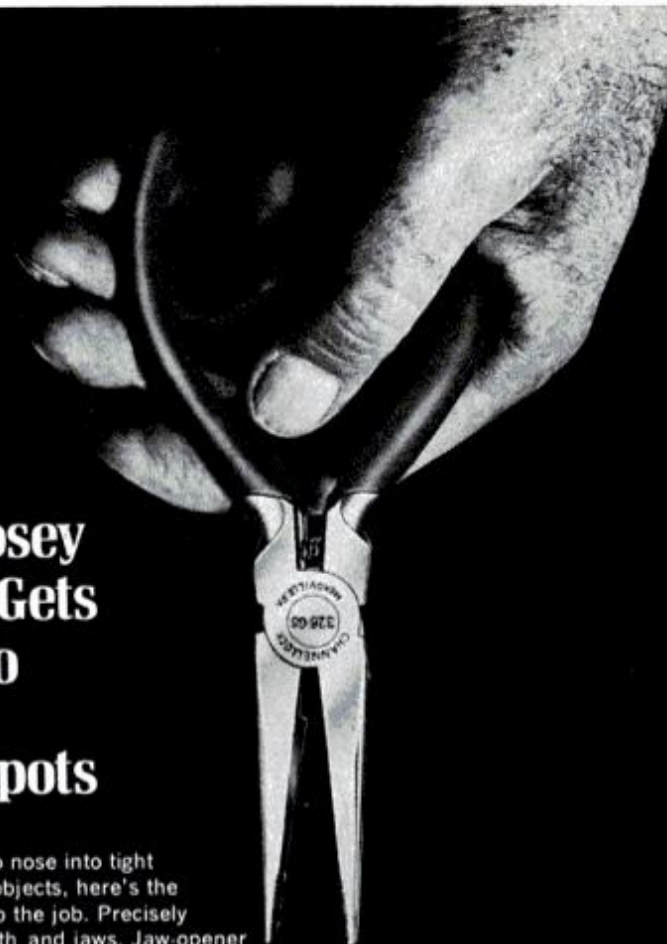
## This Nosey Helper Gets You Into (and out of) Tight Spots

When you have to nose into tight places for small objects, here's the helper that will do the job. Precisely matched fine teeth and jaws. Jaw-opener coiled spring, a big help on repetitive work. Hand honed, perfectly mated, specially hardened cutting edges. Fine polished, drop forged steel. Blue dipped plastic cushion grips. The expert craftsmanship you expect — and get — from CHANNELLOCK.

CHANNELLOCK, INC., • Meadville, Pa. 16335

# CHAN NEL LOCK

No. 326 GS Long Nose Plier



Send For Our Free Catalog

## TABLETOP HOCKEY GAME

(continued from page 95)

chucked in your electric drill. First run a 1/16-in. bit through the center of the dowel, letting the drill protrude about 1/8 in. Then with bit and dowel still chucked in the drill, turn down the end of the dowel with a chisel so it's 1/4 in. in diameter and 3/16 in. long. The tighter the dowel on the bit, the better it will resist loosening in use. Clamp the pegboard to the top of the laminate, even with the edges, and drill the 1/16-in. holes. It will take about two hours to zip through the 2360 holes.

### Plenum under playing surface

A bottom in the box-like assembly forms a 2-in. air plenum under the playing surface. Make it the same size as the top and cut an opening in the center as shown to suit the blower used. I selected a used Vent-a-hood range exhaust fan with two 1/25-hp, 1550-rpm motors, each driving a 3 1/2 x 4 1/2-in. squirrel-cage blower. You'll notice in detail A that an air baffle, slightly larger than the blower opening, is made and attached to the underside of the playing surface directly over the inlet. Make the two goal boxes to measure 3 1/4 x 10 in. inside and glue them to the underside of the playing surface, along with the baffle, then glue the boxes to the bottom, making sure the two panels are aligned.

Dadoes in the 6-in.-wide particle-board sides make the plenum airtight. Use glue and nails and let the ends lap the sides at the corners. It is important that the plenum be airtight. You can paint the sides or cover them with wood-grain Con-Tact paper. The original was faced with prefinished paneling. Here you can lap and butt the ends at the corners and hide them with outside corner molding, or just miter and glue the ends without molding. One-inch aluminum angle fitted around the top and inside provides a metal bumper for the puck. It's mitered at the corners and attached along the top with ovalhead screws in countersunk holes.

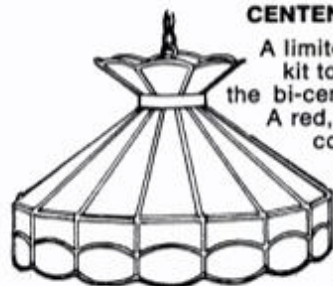
### Mallets made from plastic

Each player has a goalie mallet made by cementing three 1/4-in.-thick Plexiglas discs together and attaching a dowel handle. The puck is simply a 2 1/2-in. disc cut with a circle cutter from the same material. (Mallets and puck may be purchased from Sears.)

Folding tubular legs are attached to the bottom of the plenum to clear the blower unit. You can buy them from several mail-order firms. ★★

## LIGHT YOUR WORLD WITH THE SPLENDOR OF CATHEDRAL GLASS

All kits include pre-cut cathedral glass, came lead, solder, chain, electrical components, and instructions—everything needed to assemble your very own decorator lamps.



### CENTENNIAL "76" KIT

A limited edition lamp kit to commemorate the bi-centennial theme. A red, white and blue combination that will certainly become a collectors' item. 16" dia.

(Also available in standard color combinations.)

Enclose Check or M.O. for 39.95 Postpaid for Each Kit.

N.Y. Res. add 7% Sales Tax

**Spector Distributors, Inc.**  
BOX 786, 1870 BAILEY AVE., BUFFALO, NEW YORK 14211

Send 25¢ to cover Postage and Handling for a brochure of other available Lamp Kits.



## Why it pays to shop at The Insurance Store.

Today, buying insurance is like buying a new house or a car.

It pays to shop and compare.

Because insurance companies don't all charge the same rates.

And insurance policies don't all provide the same coverage.

But by shopping—you can both save money and get the best protection.

### Introducing One-stop Insurance Shopping.

Now there's a new easy way to do all your insurance shopping.

Simply visit The Insurance Store.

With one stop, you can find any and every kind of insurance you need.

You save time. Save money on low prices. And get the right coverage.

### Special Departments for Special Needs.

At The Insurance Store, insurance is our main business.

**Bond Dept.**

Not just a sideline.

**Auto Dept.**

So the entire

**Life Dept.**

store is filled with

**Commercial Dept.**

insurance.

In fact, many Insurance Stores have even set up special departments for all the different kinds of insurance they sell. Including homeowners, automobile, marine, health, life, theft, liability, bond, aviation, and business insurance.

Within each department, you'll find a wide variety of insurance policies and prices.

So when you shop at The Insurance Store, you can always select. You don't have to merely settle.

### Your Choice of Leading Brands—including Continental Insurance.

At The Insurance Store, you'll also find a wide variety of insurance companies.

Some specialize in low price.

Others, in broader coverage.

But we at Continental offer a combination of both.

For example, consider our unique PCP Plan, the all-in-one plan.

It lets you combine separate policies on your home, your car, and yourself all into one neat little package that actually gives you more insurance coverage for your insurance dollar.

### Save with Low Prices and Exact Coverage.

You don't have to know a lot about insurance at The Insurance Store. Because the trained professionals there do.

They can tell you if you have the right policy. Or not.



If you have too much coverage. Or too little.

And, quite often, by recommending the exact policy and coverage you need—they can save you money in the process.

### 24-hour Service.

At The Insurance Store, we service

what we sell.

Let's say you buy a Continental Insurance automobile policy.

You automatically get 24-hour toll-free Dial-A-Claim Service.

It's backed by over 1600 claims adjusters located throughout the U.S. and Canada.



So anytime, anywhere you need help, help is always nearby.

### What's Best for You.

Every Insurance Store is owned and operated by an independent insurance agent.



Unlike agents who represent Allstate or State Farm only, independent agents are beholden to no one insurance company. Including Continental.

And so if the company with which they place your insurance doesn't do what's best for you, they're free to switch their insurance to another company which will.

That gives them tremendous leverage to use on your behalf. And use it they do.

### Over 16,000 Locations to Serve You.

For the name and address of the agent who operates The Insurance Store nearest you, just see the Yellow Pages under Continental Insurance.

Need insurance? Shop and save at The Insurance Store.



**Continental Insurance**  
featured at  
**The Insurance Store**



Stop  
costly drafts  
around your  
doors!



**energy  
savers**

You can save up to 30% on home heating cost by properly sealing around your doors with M-D weatherproofing products. They come packaged, ready and easy to install.

**M-D JAMB UP WEATHERSTRIP.**  
Rigid, no rust aluminum with vinyl insert makes a tight seal around drafty doors.



**M-D ALUMINUM THRESHOLDS.**

Some with vinyl insert for perfect seal. Use with M-D door bottoms.

Available at your hardware, building supply or home center dealer.

Ask for M-D by name.

**Macklanburg-Duncan Co.**

P. O. BOX 25188 OKLAHOMA CITY, OKLA. 73125

**DRIVING ALFA ROMEO'S NEW ALFETTA** (Continued from page 92)

out of the way of the pylon pushers.

Contributing to the Alfetta's balance is its transaxle: Clutch, flywheel, five-speed gearbox and differential are all between the rear wheels. This design offers excellent weight distribution for a front-engine/rear-wheel-drive car.

The rear axle, the De Dion type, has the advantage of keeping rear wheels vertical to the ground. The load on these wheels is reduced by placing the rear disc brakes inboard (visible in photo on page 92). This means excellent adhesion of tires under all road conditions.

"All road conditions" is exactly what I encountered recently while driving both Alfetta models in Italy. The occasion was the introduction of the car to U.S. dealers and a few members of the press. Almost 200 cars were involved, so the trip from Alfa's main headquarters in Milan to the Alfasud (Alfa South) facility near Naples was supposed to be in an orderly caravan on a prescribed route—hardly the best way to try out a new car.

Deviating from that route (between Bologna and Florence) proved to be the high point of my trip: I was, at last, on the very roads used in the legendary and now defunct 1000-mile Italian road race—the Mille Miglia. I was in the GT for that stretch and the 60 or so kilo-




**Alfetta GT** has tach right under your nose, other gauges out in right field.

meters were absolutely exhilarating. The GT's road-holding is superb—even when the car finally breaks loose when pushed to the limit, its behavior is predictable.

Numerous times on those roller-coaster roads I found I had the accelerator pressed hard against the floor—not so much a comment on my ability (or foolishness) as a driver as on performance of the U.S. model. It's strong, willing and totally adequate, but has nothing left over—just as well, since that's what gets you in trouble. I'd like to take that lovely route over the Futa Pass

again, but in, say, a Town and Country station wagon, so that I'd be forced to enjoy the countryside moving by more slowly.

The final leg of the drive to Alfasud was on a stretch of *autostrada* as yet unopened to the public. It was there that I pushed the Alfetta (this time the sedan) to a rock-steady, indicated 100 mph—which seemed a more realistic top speed than the claimed 109.



**Alfetta sedan** has practical instrument layout and other advantages over the GT.

I didn't check fuel economy for the GT (curb weight 2300 pounds) or sedan (2700 pounds), and there's no way I could have gotten the 25 mpg the EPA rates the Alfetta for highway driving. Even here, driving at 55 mph that figure is high, since it does not consider aerodynamic drag and other real world factors. Still, a realistic 22, 23 or 24 mpg is terrific for a four-door family sedan of Alfetta caliber.

I'd prefer the sedan over the GT if I had to select one to live with. GT styling is offered for \$1200 more than the sedan, but the sedan offers so much more—in sensible design: Comfort, visibility, accessibility, luggage space, even instrument layout, are more practical in the sedan. While hardly rakish, it's flair marks it as unmistakably an Alfa. That would be enough for me—especially since there's no sacrifice in performance or handling.

The sedan is on a 98.8-inch wheelbase, the GT on 94.5. Overall length of the sedan is 172.4 inches; the GT, 171.0. The sedan is 56.3 inches high; the GT, 52.5. Both models share all mechanicals, including the five-speed transmission, four-wheel disc brakes and rack-and-pinion steering. Tires on GT are slightly bigger: 185/70 HR 14 vs. 165 SR 14.

It's obvious I found the Alfetta exciting. I also discovered that Alfa Romeo management and its U.S. dealers are very enthusiastic groups—important to drivers who demand a lot from their cars—and the people who make and sell them. ★★





## Volkswagen was right. Ugly is only skin deep

For years, Volkswagen has run great ads telling how the real beauty of their product lies on the inside.

We couldn't agree more.

Which is why we designed our sexy Bradley body to fit perfectly onto a VW chassis.

That way, you wind up with a car that looks for all the world like a \$10,000 GT. But inside, you still get the famous economy and durability of a VW.

And because our fiberglass body is lighter, the finished product

performs better than a stock VW. With top speed increased to 100 mph, and mileage to 35 mpg.

Now, you won't get all this without doing some work. It'll take five or six weekends. But we provide every single part you need and you can do the job with ordinary tools. And you'll find the result well worth your time.

It's the perfect marriage.

The inner beauty of a Volkswagen.

And the outer beauty of a Bradley.

BRADLEY / Automotive Div. of Thor Corp.  
7669 Washington Ave. S.  
Edina, Minn. 55435

Dept. **PM-11**

- Send me your brochure for \$1.00.  
 Send an assembly manual for \$7.00.

Name \_\_\_\_\_ Age \_\_\_\_\_

Address \_\_\_\_\_

City \_\_\_\_\_

State \_\_\_\_\_ Zip \_\_\_\_\_

Business Phone (\_\_\_\_) \_\_\_\_\_

Home Phone (\_\_\_\_) \_\_\_\_\_

-----  
Excellent financing available.

**BRADLEY GT**

# DRAMATICALLY CUT HOME CARE COSTS!

Homeowners can do the work of "\$15-hr. journeymen" with the help of this new, systematic Master Guide.

From the editors of Popular Mechanics—

**NEW!** If you liked Master Shop Guide then its companion, Master Home Care Guide, is a must. You'll agree that it's the most concise and authoritative package of PM do-it-yourself home maintenance know-how ever! And only now available in this brand-new format.

**EASY TO USE!** Hang-it-up. Stand-it-up. You'll be delighted and amazed at the clarity of design. More than 150 charts and illustrations are sparklingly reproduced in crisp color tones on 24 plastic laminated pages (12 boards), then hole drilled and steel wire bound.

**COVERS EVERYTHING!** from water-proofing a basement to repairing a roof. Properly used, it will save you hundreds if not thousands of dollars by showing you the right way . . . the only way you'll know the jobs been done properly at the lowest cost . . . by doing it yourself!



PRE-INFLATION PRICE only

**\$4.49** complete set of 12  
8½ x 11 boards!

postpaid

### PARTIAL LIST OF CONTENTS

- PATCHING WALL CRACKS
- PAINTING A ROOM
- HANGING WALLPAPER
- HANGING DRAPERY
- INSTALLING TRAVERSE RODS
- HANGING DOORS
- INSTALLING LOCKSETS
- FIXING STICKING DOORS
- SILENCING SQUEAKY FLOORS
- REPAIRING FURNITURE SCRATCHES
- REMOVING ALL STAINS
- UNCLOGGING DRAINS
- STOPPING LEAKS
- CUTTING FUEL BILLS
- WEATHERSTRIPPING
- INSULATING
- ELECTRICAL EMERGENCIES
- WATERPROOFING A BASEMENT
- REPAIRING STORMS & SCREENS
- REPAIRING A ROOF
- MAINTAINING GUTTERS
- MAINTAINING DOWNSPOUTS
- EXTERIOR PAINTING
- WHAT PAINT TO USE

### GOLD!

Yes, Master Home Care Guide is literally worth its weight in gold. It will be your most dependable helper for many years to come. Don't wait. Do yourself a favor and order one today!

**At Last!** The home maintenance companion to Master Shop Guide!

- Handy hang-up, stand-up format!
- 24 washable surfaces!
- 12 plastic boards laminated to last for years!
- 150 charts and illustrations!
- Great for "the man of the house"!

**MAIL  
THIS  
RUSH  
ORDER**

Popular  
Mechanics.  
Dept K-5

Box 1014 Radio City,  
New York, N.Y. 10019

Rush me \_\_\_\_\_ set(s) of the new  
Master Home Care Guide. I enclose check  
or money order for \$4.49 postpaid.

Name \_\_\_\_\_

Address \_\_\_\_\_

City \_\_\_\_\_ State \_\_\_\_\_ Zip \_\_\_\_\_

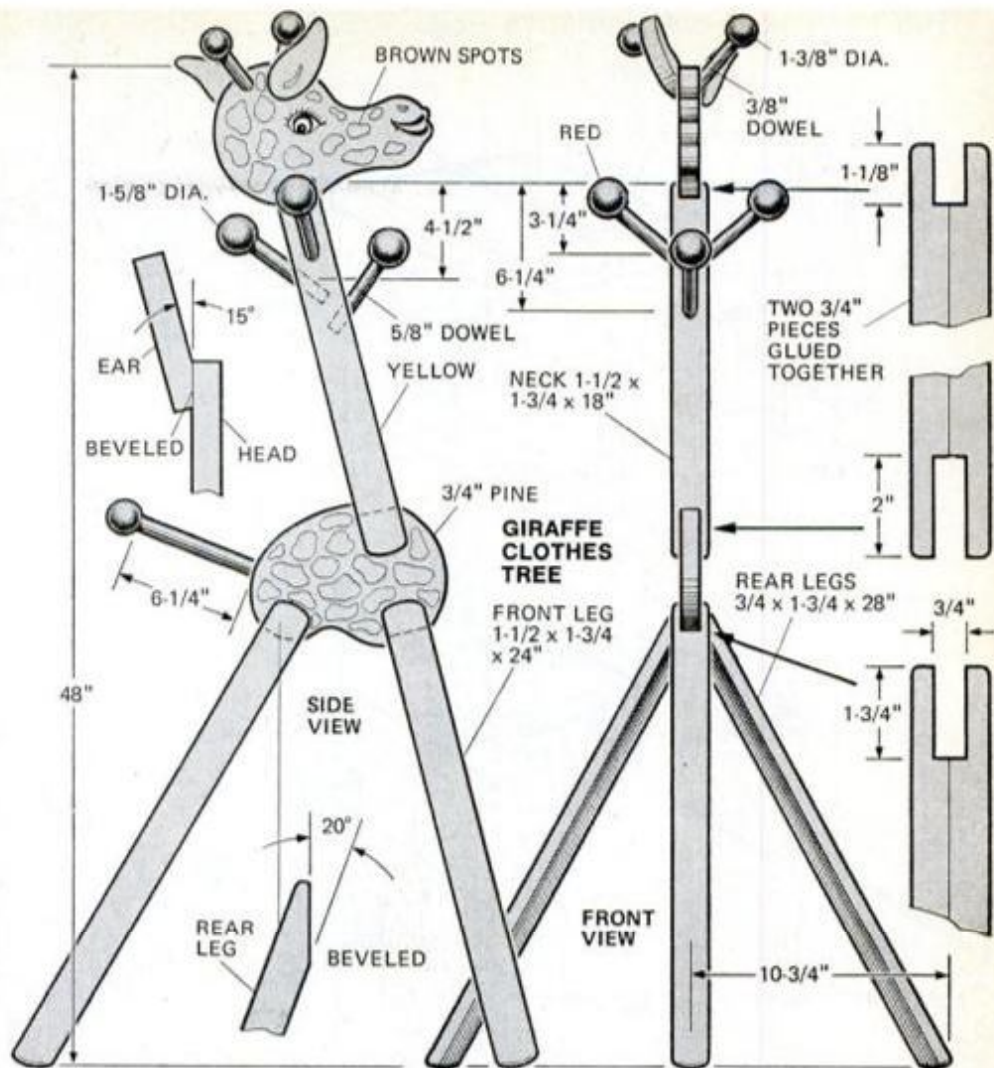
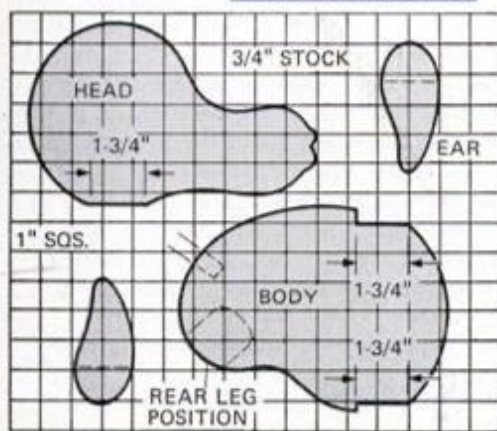
## 6 FUN-TO-MAKE CHRISTMAS TOYS

(Continued from page 122)

### He'll hold their clothes

You'll be surprised how this long-necked, three-legged fellow can get little ones to hang up their clothes. Sawing the head, body and ears is hardest; the rest is easy. Ears are beveled on the inside to point outward when glued in place. Front leg and neck are two 1x2 pieces notched at ends, then glued together. Balls on ends of the pegs are wood finials you'll find at lumberyards and craft centers. Note that the top balls are smaller than others. Paint him yellow and add brown spots to make him look like a giraffe.

(Please turn to page 142)



## INTRODUCING THE ALL NEW DREMEL<sup>®</sup> MOTO-LATHE<sup>®</sup>

Turns your creative ideas into miniature masterpieces! ONLY **\$39.95**

Explore the world of turning with this new Dremel Moto-Lathe. Create intricate miniature furniture, make models, fun toys, wooden beads, chess pieces, and jewelry. Customize buttons for sweaters, suits and coats. Make parts for model railroads, trains, airplanes and ships. Turn knobs and drawer pulls, salt and pepper shakers and more. It is safe and easy to operate.

Dremel's versatile Moto-Lathe turns 1½" dia., 6" long hard wood dowels. Can be used with wood, plastics and non-ferrous metals. Compact: 15½" long, 6" wide and 4¼" high.

Lightweight: 9 pounds. It is powered by a husky 1.5 amp., 115 V, AC, 3,450 RPM motor. It is complete with tail stock and drive centers, wrench and comprehensive "How-To" manual. It also features a built-in drive center shaft lock. Basic Moto-Lathe, Model 700, retail price is \$39.95 . . . an exceptional buy for the professional or amateur, miniaturist and model builder.

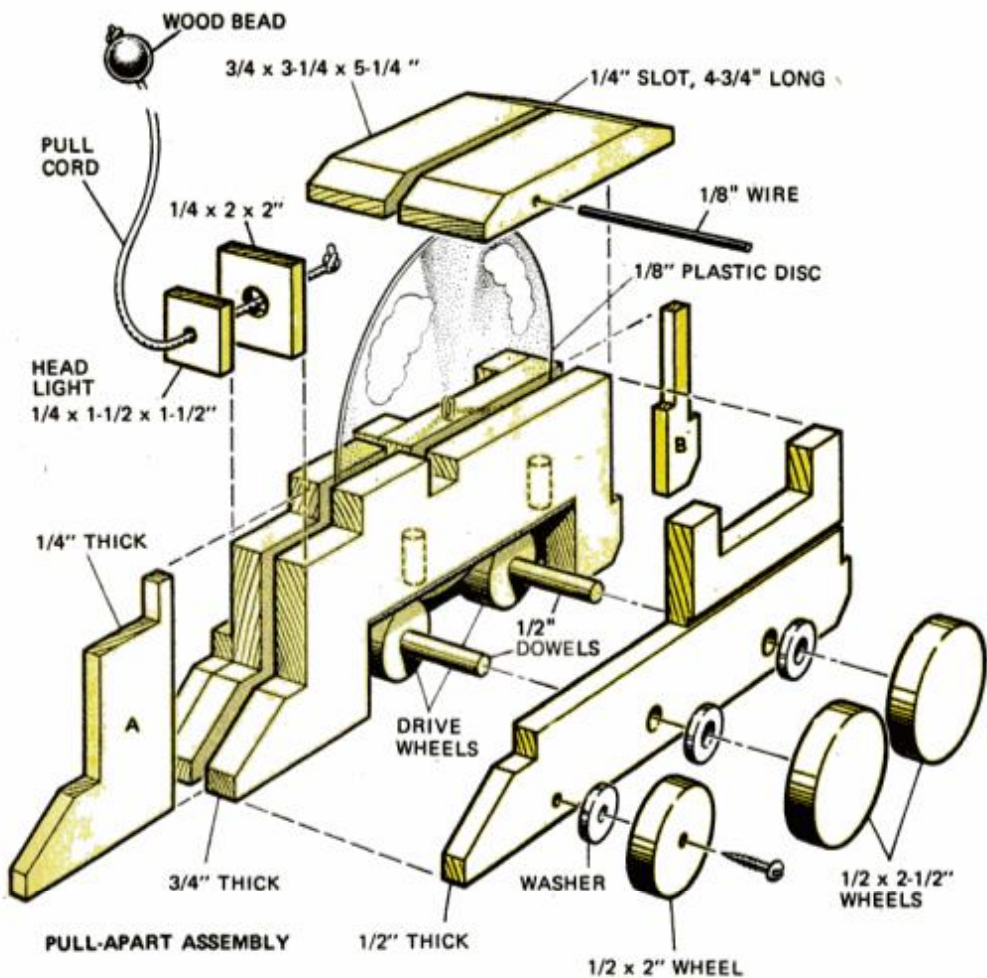
Also available is a Model 702 accessory kit. It includes: 4 turning chisels, 12 assorted 6" hard wood dowels, honing stone, face plate and a wood screw drive center. List price \$15.95.

See the all-new Dremel Moto-Lathe and all of the other exciting Dremel creative power tools at your hardware, hobby or craft retailer. Write for free literature.

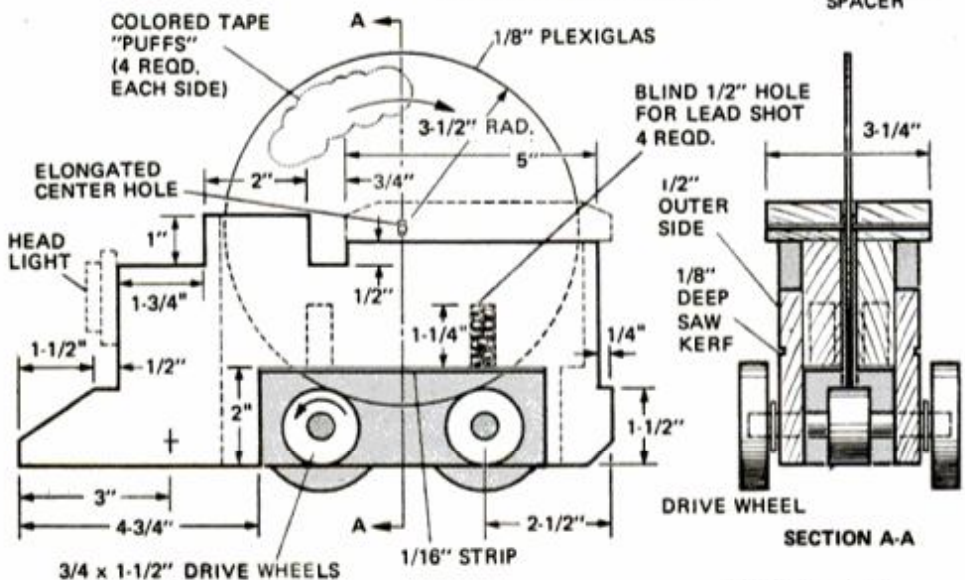
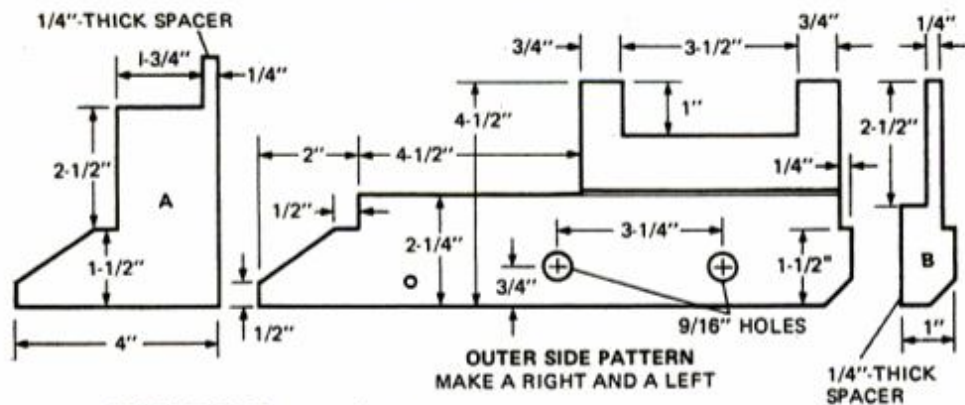
*"Let your Imagination show!"*

**DREMEL<sup>®</sup> MFG. DIVISION**

Emerson Electric Co., P.O. Box 518, Dept. L20-5K, Racine, Wis. 53406



PUFF PUFF ENGINE



Art: Fred L. Wolff

**Fast freight from scrap wood**

Little guys always like trains for Christmas. The wood-block freight train on the facing page can be made from scrap found in your woodbox. If you plan to make several as gifts, it will pay you to buy a length of 1 3/8-in. wood closet pole and slice the 3/4-in. wheels from it. Likewise a length of 1 3/4-in. stair rail will save time in making several engine boilers and tanks for tank cars. Dowel-and-hole couplings make it easy for little hands to hook and unhook the cars and to interchange them. It's important, of course, that all parts be well sanded and edges rounded, and to use nontoxic paint if you paint the parts.—*R.F. Hagerty.*

**'Smokes' as it rides along**

Puff puff engine at the left is a toy which puffs "smoke" as it is pulled along. The illusion is created by a 7-in. clear plastic disc which rests on two inner wheels and turns clockwise when the wheels turn. Four "puffs" of blue tape are stuck to each side of the plastic disc at 12, 3, 6 and 9 o'clock, and a 1/8-in. wire shaft in an elongated center hole holds the disc in place.

The body is a sandwich of five layers, two 3/4-in. thick, two 1/2 in. and one 1/4 in. Spacers A and B form the 1/4-in.-wide slot for the disc. The 1/2-in. pieces are made right and left hand, and the cab's roof is slotted for the disc. Blind holes are made in the four drive wheels and the wheels glued to their axles. Screws are used to attach the front wheels.—*Merton H. Slutz.*

**His mouth is always moving**


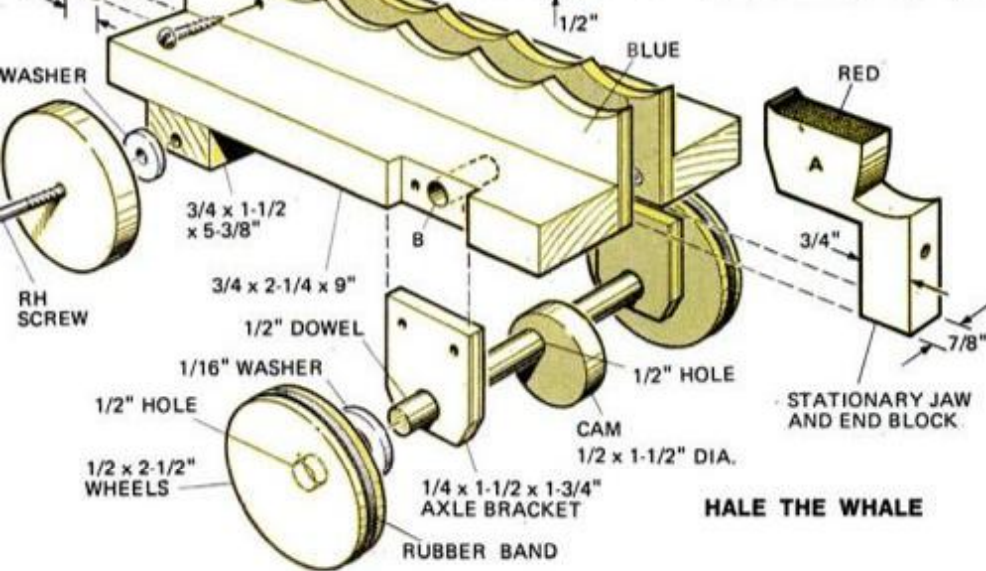
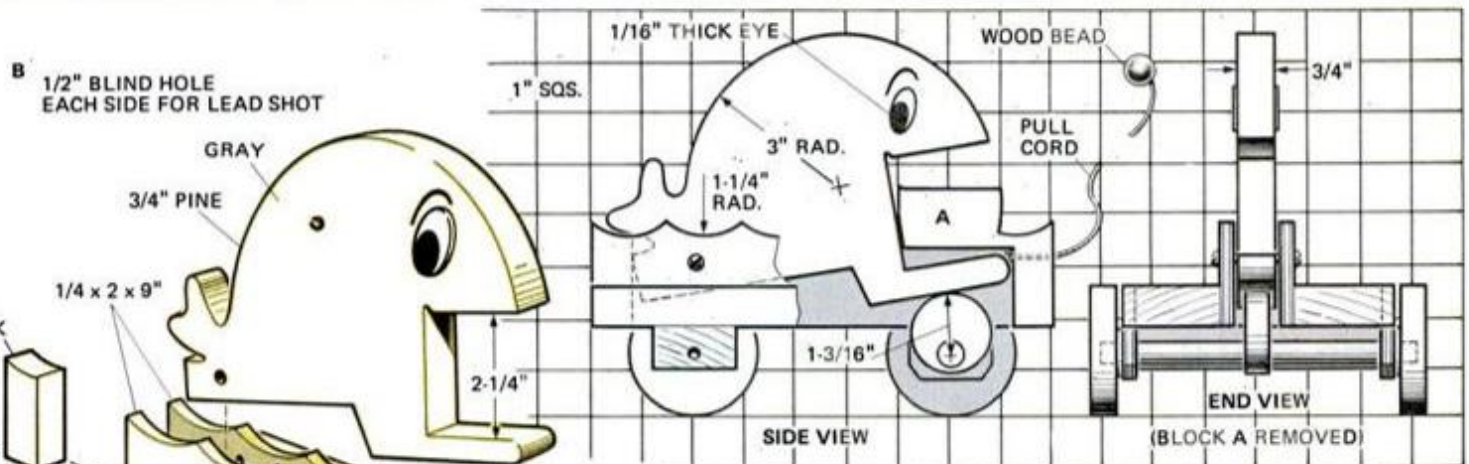
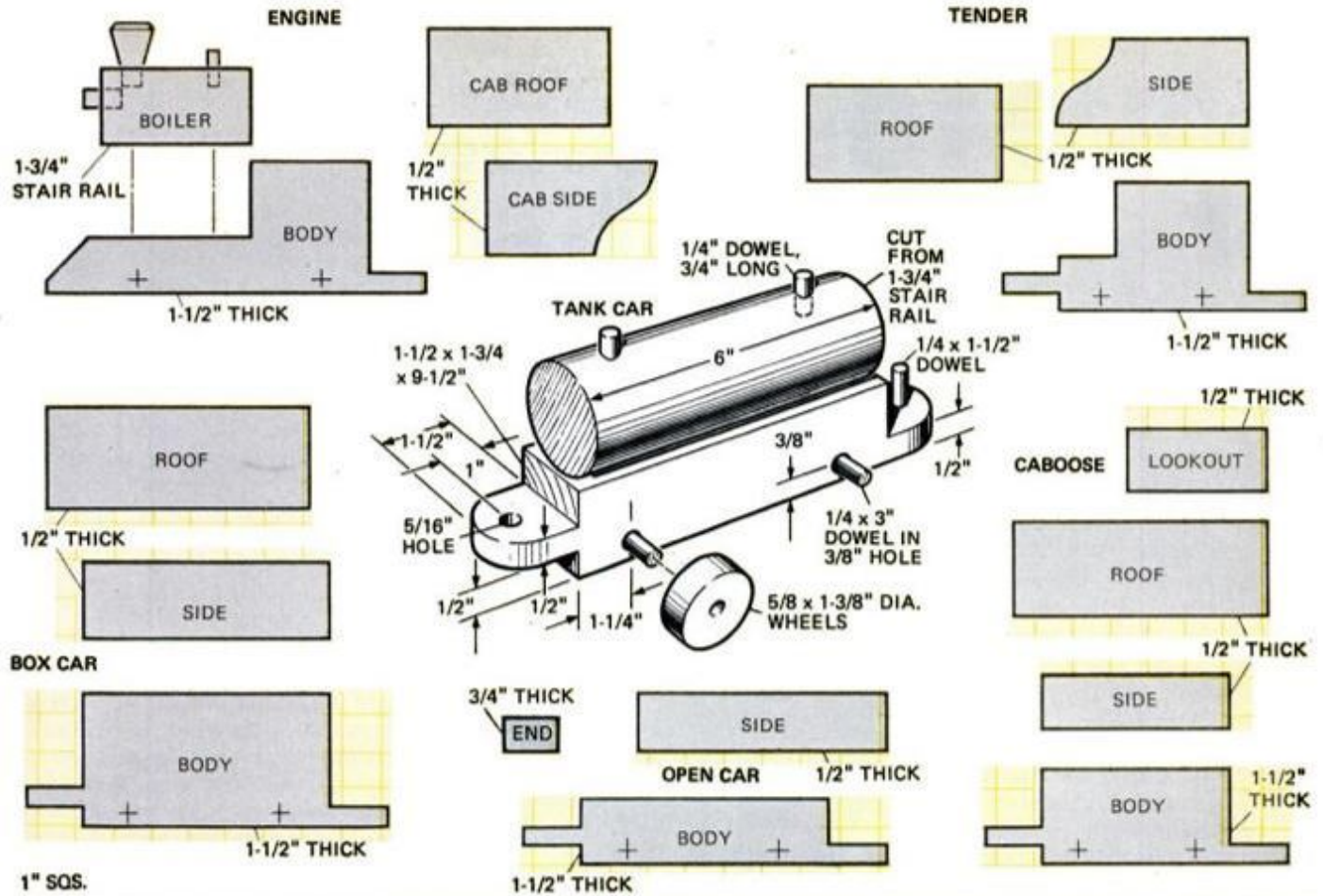
Opening and closing his mouth as he swims along at the end of a string, Hale the Whale (right) is an irresistible toy small fry will go for in a big way. A wood cam between the front wheels works the mouth up and down as the toy is pulled; 7/8-in. spacer blocks A and B allow free movement for the 3/4-in. pivoted body.

A circle cutter in a drill press will cut the 1/2-in.-thick plywood wheels quickly. Roundhead screws serve as axles for the rear wheels; blind holes in the front wheels fit the dowel axle and the wheels are glued on. Enlarge holes in the brackets slightly so the axle turns freely. Finish with nontoxic paint in bright colors.—*Merton H. Slutz.*

**FREE PLAN AVAILABLE**

For a free plan of the whale's body, send a self-addressed stamped envelope to Home and Shop Editor, Popular Mechanics Magazine, 224 West 57th St., New York, N.Y. 10019.

# WOOD-BLOCK TRAIN



Underside view shows how cam on dowel axle opens, and closes the whale's mouth.

# I love tobacco. I don't smoke.

**Walt Garrison,  
football and rodeo star.**

If I'm a guy who loves tobacco, how come I never take a puff?

Well, because I use "smokeless tobacco."

All it takes is a pinch of "smokeless" in between my cheek and gum. Feels real relaxin' in there. And I get full, rich tobacco pleasure.

Another thing is, "smokeless tobacco" can't tie up my hands. So I can use it no matter what I'm doing.

If you'd like to go "smokeless," here's what you do. Just look for three great brands.

There's Skoal, my favorite, which has a wintergreen taste.

Copenhagen, a straight tobacco.

And Happy Days Mint. All three dated for freshness.

They'll each give you the tobacco pleasure you're looking for.

**Smokeless tobacco.  
A pinch is all it takes.**



For a free booklet that explains how to get the full enjoyment of "smokeless tobacco"—as well as a few free pinches that you can try for yourself—write to "Smokeless Tobacco," United States Tobacco Company, Dept. P99, Greenwich, Connecticut 06830.

## YOUR FUEL-INJECTION SYSTEM

(Continued from page 99)

mixture, so a device applies increasing counterpressure to push the plunger valve down as the engine warms up. This partly offsets the upward push of the airflow sensor lever and the valve then assumes the position to allow the correct amount of fuel to flow.

This warm-running compensator, is controlled by a temperature-sensitive bimetallic switch, like that used in some automatic chokes. Typically, there are two fuel lines connected to the compensator—one runs to the top of the fuel distributor to apply counterpressure; a second goes back to the gas tank.

The first line contains fuel under the same pressure as in the fuel distributor, and if nothing were done, it would virtually close the metering valve. The compensator, however, lets some of this pressure bleed off by moving a diaphragm to partly block or unblock the fuel lines. Blockage is reduced at low temperatures to bleed off most of the counterpressure, or increased at high temperatures to build up counterpressure and reduce fuel flow to the injectors.

### Injection

To maintain constant pressures in the fuel distributor, pressure regulating valves are used. For example, there is a spring-loaded metal diaphragm under the outlet fitting for the flexible tubing to each injector. As fuel flows through the metering valve cylinder slits, it pushes the diaphragm down as far as necessary to increase fuel flow through the tubing to the injector.

The injectors are simple nozzles, although a low-pressure check valve may be built into the injector to keep it from spraying during some low-pressure conditions.

As with E.F.I., the choke may be replaced by an additional injector in the intake-air distributor called a cold-start injector. Typically, it's a solenoid type, operated by current from the starter or by a thermostatic switch.

### Other controls

The warm-running compensator is the only counterpressure control used on some cars. If others are needed, however, it's simple to build them in, using the same fuel-pressure bleed principle.

### From theory to practice

Now that F.I. has been explained, you can go under the hood and check out the actual hardware. Just turn to page 100. ★★★

# How to turn \$99.99\* into a lathe.

For less than \$100, you can own the guts of the kind of lathe that usually costs \$50 to \$60 more. Like our more expensive models, the Rockwell model 46-010 wood lathe lets you work pieces up to 37 inches between the

headstock and tailstock.

The headstock itself has a ball-bearing spindle, another feature found only on quality lathes.

The 46-010 not only turns wood, but handles plastic and light metals. And with optional Rockwell accessories, you can buff, sand, grind, and polish woods, metals, stone, and some plastics.

Tough tubular-steel bed, fully enclosed headstock, precision-ground tool rest, plus a 10-inch turning capacity.

The Rockwell model 46-010 wood lathe. Without stand. Without power.

Yet still more lathe than \$100 has ever bought before. See your Rockwell retailer for details.



**Rockwell International**

For more information, write: Power Tool Division, Suite 303, 3171 Directors Row, Memphis, Tennessee 38131.

\*Manufacturer's suggested retail price.

Clean spark plugs can save you 1 to 2 gallons of gas per tankful

**TURBO-BLAST**

Amazing New Spark Plug Cleaner

SAVE GAS... AND GET UP TO 50,000 MILES ON YOUR SPARK PLUGS

- ★ Rugged 12,000-RPM motor—plugs into any household outlet
- ★ No compressed air or batteries
- ★ Comes with glass bead abrasive to clean 250 plugs. Additional beads available.

Cleans any plug in seconds!



JAYCRAFT CORP., DEPT. PM-11  
760 North Marshall Ave., El Cajon, CA. 92020

Name \_\_\_\_\_  
Address \_\_\_\_\_  
City \_\_\_\_\_  
State \_\_\_\_\_ Zip \_\_\_\_\_

**\$19.95** plus \$1.55 shipping & handling. California residents add state sales tax.

SATISFACTION GUARANTEED or return within 30 days for refund



## Build it yourself!

It isn't difficult or expensive to build this cheery, old-fashioned fireplace. All you need is Z-Brick decorative brick, lumber and our easy-to-follow plans.

This compact fireplace uses realistic electric logs for complete safety. And it dismantles in minutes for easy storage.

Send for plans now. And have your own fireplace in time for the holidays.

For your plans plus four fireplace idea folders, send 50¢ to: Z-BRICK Co., Woodinville, WA. 98072

Name \_\_\_\_\_  
Address \_\_\_\_\_  
City \_\_\_\_\_ State \_\_\_\_\_ Zip \_\_\_\_\_

**Z-BRICK**®

BB

## HOW TO KEEP YOUR FUEL-INJECTION SYSTEM WORKING SMOOTHLY

(Continued from page 101)

is a defective thermal time switch or stuck injector. Remove the injector connector, jump the terminals with a voltmeter, crank the engine and if you get a reading, replace the injector. If there's no reading, get a replacement switch (so you know what it looks like), find the old unit in the engine compartment, and replace it.

### Manifold-pressure sensor

Cars without the airflow sensor have the less-critical but still important manifold-pressure sensor, and if the engine doesn't seem to have much performance, a defective pressure sensor is possible. To quick-check it, pinch closed the vacuum line to the intake manifold, which should signal full load to the computer. The computer should respond by holding the injectors open longer and the engine will load up and stall.

If the response is negligible, the sensor apparently is bad. On Seville, it's built into the under-dash-board computer, but the hose is accessible under the hood. On imports, the sensor is a separate part under the hood.

### Injectors

Current to the injectors is normally of such low voltage it won't turn on most test lamps. On some, however, you may get a faint bulb flicker (Want to try? Pull off the connector and jump the terminals with engine cranking or running).

A failed injector can cause engine misfire, so a more reliable procedure is needed. Here is one: Pull off the injector connector and listen for any difference in engine performance.

If engine speed doesn't drop off, something is wrong. Isolate the problem to injector or wiring connector by turning off the engine and jumping the connector terminals with an ohmmeter. If you get a zero reading, the wiring is good, and the injector should be replaced. With an infinity reading, there is a break in the wiring. Trace and repair.

### Idle-mixture adjustment

The intake-air distributor has an air bypass with a tapered needle screw. To lean out the mixture, turn the screw counterclockwise, which will permit more air to bypass the throttle. A similar setup is used on continuous injection.

### Continuous-injection system

As with E.F.I., hydraulic continuous injection has an electric pump that buzzes, gas filter and a fuse.

A simple quick-check for basic in-

jection-system performance is made as follows: Remove the wiring connectors from the intake airflow sensor switch and the alternator, which will break a pair of ground circuits that keep the electric fuel pump off except during engine cranking and running.

Remove the most accessible injector from the intake manifold and aim it into a container. The injector may be just a push-fit or held in place by a screw-down retainer, and the fuel lines from fuel distributor to injector are flexible, so there should be no problem pulling and positioning the injector.

Remove the air cleaner or the duct from the top of the airflow sensor, whichever gives you easier access to the airflow sensor plate or lever arm.

Turn on the ignition and lift the airflow sensor plate. On some cars you'll pull up on the plate's hex screw in the center.

As soon as you turn on the ignition, the fuel pump should start buzzing, and when you move the airflow sensor, the system should start spraying through the injectors. Don't play games with spraying injectors. One of those still in place could fill a cylinder with fuel through an open intake valve, and when the engine is cranked, damage could result.

If the injector doesn't spray, repeat the test with the others, and if they work, replace the one that didn't.

If no injectors spray, disconnect the inlet line (from the pump) at the fuel distributor, connect a pressure gauge to it and activate the fuel pump by turning on the ignition. If fuel pressure is close to specifications, the problem is in the fuel distributor, which is replaced as a unit. If there is no pressure or very little, check the gas filter, pump connections and fuse.

### Warm-running compensator

The warm-running compensator is the key counterpressure sensor; in fact, it's the only one on most cars with the system. The sensor is mounted on the engine, which transfers some heat, and a wiring connector from the ignition circuit does the rest. The compensator is designed to lean out the fuel mixture on a warm engine, and when it fails, it normally does so in the "cold" engine position, resulting in high fuel consumption and warm engine stalling.

To test it, tee in a 0-100 p.s.i. or 0-6 atmospheres (metric) gauge be-



tween the fuel distributor and the line to the compensator. The gauge shown is a special type that has a shutoff valve to permit measuring system pressure with the single connection, but you don't need it.

With the engine cold, gauge pressure should be low (16-30 p.s.i., 1.1-2.3 atm., depending on the car). As the engine runs, or even just with the ignition on, the counterpressure should rise to more than 50 p.s.i. (3.5 atm.) in a few minutes. When you shut the ignition, counterpressure should drop quickly by about 50 percent, but should hold that lower reading for a full minute, and even after 30 to 40 minutes, there should be a residual pressure of 14-15 p.s.i., or one atm.

If the warm-running compensator doesn't increase counterpressure, check for current at the connector, using a test lamp across the terminals with the ignition on. If the "juice" is there and the fuel lines aren't kinked or leaking, replace the compensator.

#### Airflow sensor

If the engine doesn't seem to respond under all conditions, check the airflow sensor for free movement. Either pull or push it up (engine off) and you should encounter uniform resistance from the fuel distributor plunger valve. Let the sensor flop closed and immediately try again. This time the sensor should move very freely.

#### Cold-start injector

Like E.F.I., the cold-start injector in the intake-air distributor is a solenoid type, normally activated by a thermal time switch. To check it, pull the injector from the intake-air distributor and crank the engine. If air temperature is below 50° F., the injector should spray fuel. With the thermal switch, the lower the air temperature, the longer the spray.

#### Carbon monoxide adjustment

If you have to pass a state inspection for carbon monoxide (CO) emissions, and the car just fails, there is a minor correction you can make by slightly repositioning the adjusting lever on the airflow sensor. Remove the rubber plug from the intake-air distributor (next to the fuel distributor) and insert an Allen wrench. Turning the adjuster slightly counterclockwise (an eighth of a turn) should lower CO.

The typical fuel injection system has a number of less significant components, but we've covered the main things—the things you should know to keep your system working—and working right. ★ ★ ★

# PART TIME or FULL TIME SHARPENING BUSINESS!

## YOU Can Earn Up To \$800 An Hour In YOUR OWN

*No Selling, No Inventory...Year Round Cash Profits and YOU Set The Hours!*

Yes, there's a lot of business waiting for the man who can sharpen saws, planer knives, jointer blades, wood chisels, scissors, axes and other garden, shop and home tools.

Belsaw SHARP-ALL does all these jobs quickly with precision and at a big profit for YOU. You can become Sharpening Headquarters for carpenters, builders, lumber yards, factories, home workshop hobbyists. And, you can start this Money-Making business for less than \$50.

FREE BOOK tells how to start your own sparetime business while you are still working at your regular job. People bring in their work and pay Cash—over 90c of every dollar you take in is cash profit.

**Does The Belsaw Pay? YOU BET!**

**JOIN THESE SUCCESSFUL SHARP-ALL OPERATORS—**

**\$4,000 a Year**

"Think the world of my SHARP-ALL. Am now grossing about \$4,000 a year part time, and hope to expand shortly. Now doing work for the State of New York, Carrier Corp., and General Motors."  
Lawrence Stevenson  
E. Syracuse, New York 13057

#### Wanted to Retire

"I had dreamed of retiring for years, but was afraid to quit my salaried job. I had never used this type of equipment, but the SHARP-ALL was real easy to learn. I sharpened 30 blades my first week — without advertising at all. Now, for the first time in my life, I can say that I am content."  
Farris Cornelius  
Wellington, Texas 79055

**\$5.36 an hour**

"On Saturdays, my big day, I take in \$46 to \$55. Other days I average less, but I figure I make between \$5 to \$6 per hour... and sometimes more. I am presently enlarging my shop, and thank BELSAW and their fine equipment for making it possible."  
V. O. Miller  
Hubert, North Carolina 28559

#### Had to Quit His Job

"Bought my SHARP-ALL four years ago, and it has done everything (and more) than you said it would. I never sharpened a saw in my life, but when I had to quit my regular job, I knew I had to have something to do. Now I have more work than I am able to do — I have as many as 100 saws ahead of me at a time."  
Frank Sartin  
Grandview, Washington 98920

**100% Disabled**

"I was disabled by an accident while employed as an iron worker. They declared me 100% disabled and said I'd never work again. I don't think I could work for anyone else but I started my sharpening business part-time and now it's turned into a full-time job with more work than I can do."  
Res Stage  
Tampa, Florida 33614



Let Belsaw prove YOU can do it — On our **30-DAY FREE TRIAL OFFER**

You risk nothing by accepting this offer to see how easily you can turn your spare time into Big CASH Profits with your own Complete Sharpening Shop. Send coupon or mail postcard for full details on our exclusive 30-Day Free Trial Offer!

**FREE BOOKLET!** Gives full details — Send for your copy today. No obligation.

**LIFETIME SECURITY** with YOUR OWN BUSINESS

Our Free Book tells how to start a profitable, lifetime home sharpening business, how we help you grow, how we'll finance you.

**BELSAW SHARP-ALL CO.**  
716V Field Building  
Kansas City, Mo. 64111

**RUSH COUPON TODAY FOR FREE BOOK**

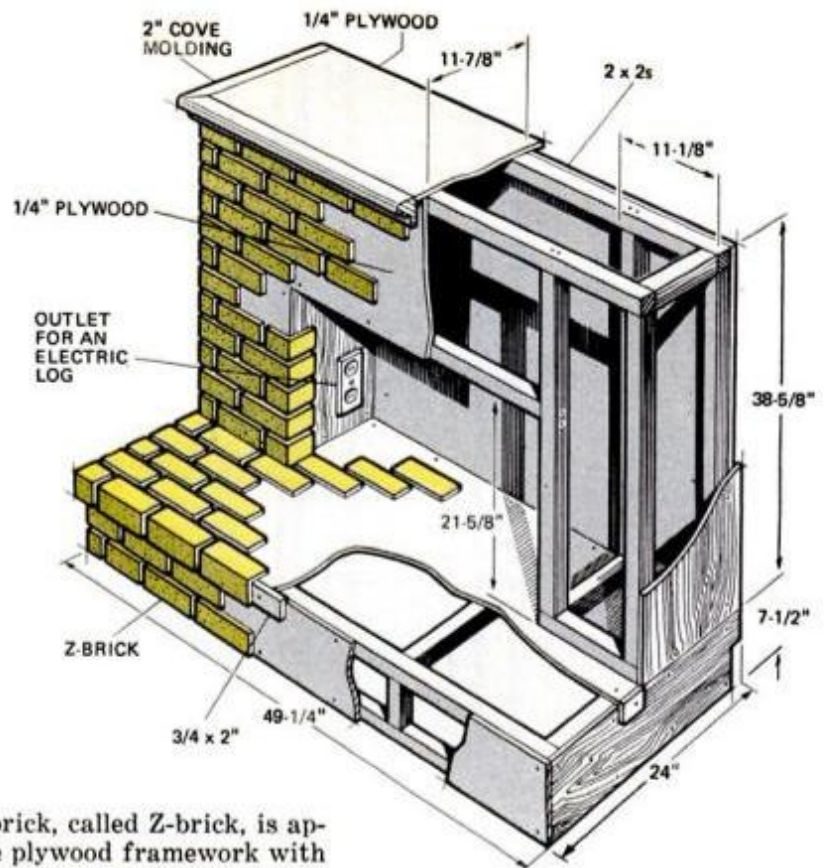
**No obligation... No salesman will call**

**BELSAW SHARP-ALL CO.**  
716V Field Building  
Kansas City, Mo. 64111

Please send my **FREE** copy of your book "Lifetime Security" and full details on your 30-Day Free Trial Offer!

Name \_\_\_\_\_  
Address \_\_\_\_\_  
City \_\_\_\_\_ State \_\_\_\_\_ Zip \_\_\_\_\_

# Holiday fireplace



We call it a holiday fireplace; you can set it up for Christmas and then put it away for the year. But there's no reason it can't be used year-round as a decorative fireplace.

What makes it look real is its electric log and realistic brick facing. Slightly less than  $\frac{1}{2}$  in. thick, the

imitation brick, called Z-brick, is applied to the plywood framework with a mortar-like adhesive and comes in several textures and colors. Common lumber and plywood are used to make the shell. A built-in outlet is optional; the cord for the log can run out through an opening in the back. ★ ★ ★

A step-by-step plan which suggests different mantel treatments and gives a choice of flat or raised hearth, plus information on applying the brick covering, is available for 50 cents from Z-Brick Co., Dept. PM, Woodinville, Wash. 98072

# Go like a St. Bernard.



If you want super traction in snow emergencies, forget old ways to go. Get new Sno-Treds.<sup>®</sup>

Sno-Treds more than double the starting traction of radials, regular or snow tires in snow. You go like a St. Bernard.

And there's no hassle! Sno-Treds are made of durable, space-age materials. They go on and off easier than chains without jacking your car. They last longer, and ride better on clear roads. They're lightweight, and rustproof, too. And Sno-Treds won't hurt road or car.

Keep a pair in your trunk for snow emergencies. Save yourself when the going gets tough.

Get Sno-Treds wherever you buy auto accessories, or write: Detwiler Corp., 36 New York Ave., Westbury, N.Y. 11590 for the name of the dealer nearest you.

# Why Haven't Car Owners Been Told These Vital Facts?

Was your car purchased after the spring of 1967?

Then here is the full, uncensored story of how you can avoid those \$20 to \$60 garage bills — and still get the smooth, trouble-free, factory-perfect performance all those TV commercials and magazine ads promise every car owner.

How many times in the last few months have you had to bring your car into the garage for "minor" repairs that cost you a bundle?

How many times have you been troubled with stalling — a sputtering engine — annoying knocks and noises that rob you of driving pleasure?

## 90% Of These Breakdowns Are Unnecessary!

These breakdowns may have seemed tragic to you when they happened — but here is the real tragedy!

Do you know that the exact same make and model car that you are now driving — was driven at the manufacturer's testing center for months — and still runs perfectly?

These cars were subjected to Torture Tests that would seem inconceivable to the average car owner.

They are driven over axle-breaking bumpy roads — at tire-burning speeds — through intense heat and bitter icy cold. These cars were driven through every known driving hazard.

And yet, in almost every case, these cars still run perfectly — without major breakdowns or troubles of any kind. Here are some of the reasons why...

## What Experts Have Learned About Your Car!

If your car were properly cared for, as these cars were cared for during the manufacturers tests — your car need break down no more than once a year.

In other words, you might only have to bring your car in for repairs once during the entire year.

You would save the many \$20 to \$60 repair bills you are now paying!

Yes, if your car were properly cared for it would give you perfect, factory-new, high-powered performance the other 364 days a year.

It would give you the peak performance without special equipment — without the help of your garage-man or mechanic.

And most important, these experts have discovered that you do not have to be a mechanic or handyman to coax this peak performance out of your car. Here's why:

## 5 Minutes A Week For Peak Performance!

These auto industry experts have discovered that your car is a great deal like your body in this respect — that it gives you warning signals before it has a major breakdown.

For instance, when you first got your car, it probably ran perfectly for the first month or so. But then it began to suffer from the vibrations, the jarring effects of normal driving. Then your car might shudder when started — or flood out — or not start at all.

Now — and this is important — if you had the knowledge to quickly make a few minor adjustments — then you could correct these symptoms — you would keep your car running perfectly — and you would prevent major breakdowns in exactly the same way they were prevented in the manufacturer's tests.

If you do not have this knowledge — if you do not make these adjustments — then your car will weaken — and you will get bad performance — you will have to bring your car into the garage for costly repairs.

It's as simple as that. You pay a mechanic — NOT FOR HIS WORK — but for his knowledge. If you had the knowledge yourself — then you would not have to pay him at all.

A survey by three major American insurance companies revealed that average repair costs — depending on the make and model car you drive — go from \$282 a year to \$522 a year. And, the way prices are sky-rocketing, no one has to tell you that these costs may soon double!

Isn't it time you did something about it?

## A Master Mechanic At Your Side!

Now suppose that you had a Master Mechanic at your elbow 24 hours a day. Suppose that every time



your car began to give you trouble of any kind — this expert would show you exactly what to do and how to do it.

Suppose that every time you were annoyed by any kind of trouble — this expert would give you an inside, simple-to-follow trick that would solve the problem.

Yes, and suppose that even when your car stopped dead on a cold snowy night, this expert would give you the mechanic's secret that would get you home speedily and in perfect safety.

## The Facts You Need To Save Big Money!

This is EXACTLY what a new, easy-to-follow book, "How To Get Peak Performance From Your Car" will do for you!

It makes no difference what make or model car you drive — it makes no difference if you are a man or woman — if you have absolutely no technical know-how — even if you don't know the difference between a carburetor and a fuel pump — YOU can learn to make the minor adjustments that will guarantee you a smooth, factory-perfect ride — every day of the year.

The auto experts who have prepared this do-it-yourself-with-easy guide to trouble-free driving have taken out all the technical language — all the mechanic's mumbo-jumbo — and give you the easy-to-understand, step-by-step tips, guidance, short-cuts and facts you need!

Just imagine how your friends and relatives will be amazed to discover that you know:

- \*\* A simple technique for starting your car when your engine is flooded.
- \*\* How to start your car when your battery is dead as a door nail.
- \*\* What to do when your engine overheats.
- \*\* How to fix an oil leak without getting your hands dirty.
- \*\* A mechanic's trick to give you maximum gas mileage.
- \*\* How to stop engine ping and knock.
- \*\* What to do when your car seems to lack pep.
- \*\* How to cure rough idling.
- \*\* How to stop engine stumble and backfiring.
- \*\* How to prevent noises: rumble, whistle and clinking.
- \*\* How to almost double the life of your tires.
- \*\* How to eliminate tire thumping.
- \*\* How to free a frozen parking brake.
- \*\* How to cure an erratic automatic transmission.

And, make absolutely no mistake about it — when you make these simple, minor adjustments — you practically guarantee that your car will not suffer major, costly breakdowns.

You get the facts you need to operate your car at the lowest cost with the least aggravation — how to keep your car in good — even mint condition.

It will insure that you get top dollar when you trade it in or sell it.

## Available Direct By Mail Only!

The only way to get your guaranteed copy of "How To Get Peak Performance From Your Car" is to order it now — by mail. It's not for sale at any bookstore, newsstand or garage in the world — at any price.

In fact, the material in the book has been Regis-

tered and Copyrighted with the U.S. Government so that it cannot be copied or stolen.

And, although the book can mean hundreds, perhaps thousands of dollars in savings to you — it's priced at only \$5.00 — including all charges for postage and handling.

## Extra Free Bonus When You Order Now!

Yes! When you order right away, you get a money-in-your-pocket Confidential Report — FREE. It's called: "How To Test A Used Car To Get Your Money's Worth!"

Here is everything you need to know BEFORE you buy a used car. This FREE Confidential Report alone may well be worth hundreds of dollars to you — and it's yours without cost or obligation of any kind when you order.

## Your 100% No-Risk Double Guarantee!

You can order your copy of "How To Get Peak Performance From Your Car" without a single worry in the world because you are protected by a 100% no-risk Double Guarantee:

1) If you don't like the book when it arrives — for any reason whatsoever — send it back for a full and immediate refund — absolutely no questions asked.

2) Or, keep and use the book for a year. You are still protected. You MUST save at least \$250.00 on car repairs during the year — or return the book NEXT YEAR. You still get every penny of your money back without quibble or question. You are the sole judge and jury. Isn't this the fairest guarantee you've ever seen?

## Order Your Guaranteed Copy TODAY!

To get your guaranteed copy of "How To Get Peak Performance From Your Car" simply fill in the coupon below and send it with your check or money order made payable to: Lincoln Press, 2525 East 21st Street, Tulsa, Oklahoma 74114.

Just one more thing. If you don't take advantage of this opportunity to stop problems before they happen — you have no one to blame but yourself the next time you are faced with a staggering bill. For now — car owners have been told the facts.

Let me repeat. The time to make those minor adjustments is NOW.

ObeY that impulse for savings and worry-free driving pleasure. Send for your copy of the book — and your FREE Confidential Report as soon as you can — TODAY if possible!

----- MAIL COUPON TODAY -----  
\$250 SAVINGS GUARANTEED!

Lincoln Press  
2525 East 21st Street  
Tulsa, OK 74114

Yes! I'm sick and tired of paying sky-high repair bills. Rush me my guaranteed copy of "How To Get Peak Performance From Your Car" right away. Here's my \$5.00. Also send me my FREE Confidential Report. I am fully protected by your Double Guarantee printed above. Thank you for this chance to save big money.

Cash, check or money order \$\_\_\_\_\_ enclosed.

You May Charge My: \_\_\_\_\_  
 Master Charge  BankAmericard

Acct # \_\_\_\_\_  
 Inter Bank # \_\_\_\_\_  
 (Master Charge only above your name)  
 Card Expiration Date \_\_\_\_\_  
 Signature \_\_\_\_\_

Mr. \_\_\_\_\_  
 Mrs. \_\_\_\_\_  
 Print name Miss \_\_\_\_\_  
 Address \_\_\_\_\_  
 State \_\_\_\_\_  
 City \_\_\_\_\_ Zip # \_\_\_\_\_

Enclosed is an extra \$2.00. Please send via AIRMAIL.

## The MATLOCK-COLLINS CLOCK




The *Matlock-Collins* clock is a highly accurate precision clock that was designed to be built by the amateur. It requires a small lathe such as a Unimat to build the movement, but if made with reasonable care, it is more accurate than any mechanical clock being built today. It is fairly easy to build, even as your first metalworking project. At least order a set of drawings and a copy of our catalog. If you can understand the drawings, you can probably build the clock. Return the drawings for a full refund if you decide you can't. We also have an excellent book on the theory and design of precision pendulum clocks, *The Science of Clocks and Watches*, \$7.95. Clock Drawings, \$2.00; Movement Kit A, with all difficult to obtain parts, \$54.95; Kit B, six easy for you to get, but hard for us to ship parts, \$14.95; Case Kit, as shown, \$59.95.




**CALDWELL INDUSTRIES**  
 BOX 170, 609 E. DAVIS ST.  
 LULING, TEXAS 75648

## 'Third hands' for ripping



If your saw has a rear rip-fence guide bar which is below table level, as on this Rockwell, attach a pair of pivoting legs to the rear edge of a plywood top and drive a row of 6d common nails along the other to serve as hooks for attaching unit to the saw table.



This roller support can be made of scrap, but does require a sawhorse and C-clamps. A 1-in.-dia. dowel is supported by blocks glued to 1x4 posts which are clamped to the horse so they're level crosswise and even with the saw table. Dowel is sanded down at ends so it turns freely.

## Accept no substitutes

Original Spackle.<sup>®</sup> Smoothest off the knife. Smoothest on the wall. Dries fast and hard to a smooth, white paintable finish. No unpleasant odor. The painter's favorite.



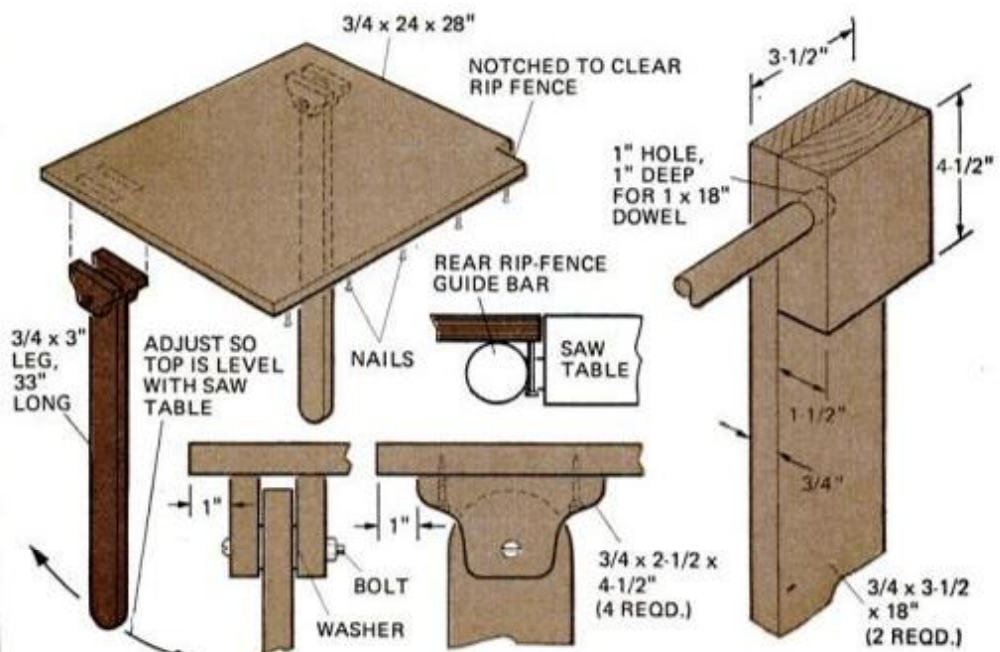
In the familiar orange & blue package wherever paint is sold

the **muralo** company, inc.  
 Bayonne 07002 / Chicago / Los Angeles

Struggling to hold a long board single-handed when you rip it on a table saw is not the best practice for either safety or ease of handling. Either of these "helping hands" will prove a valuable aid.

One is a roller affair attached to a sawhorse with C-clamps and the other is a two-legged plywood table that

hooks over the saw's rear rip-fence guide bar. The friction-fit legs swing to bring the top even with the saw table, and to adjust to an uneven floor. Pick a straight dowel for the roller support and sand the ends so it turns freely as it supports the work. Both take little space to store.—Rosario Capotosto



# Two chips off the old block.



Put a 70-year-old reputation for quality into your cycle and what do you get?

Well first, you get expert protection for whatever set of strokes you own. Two or four. We've got a bottle with the right oil for your bike.

Second, Quaker State Motorcycle Oils will do what you expect a fine oil to do

for your engine. Lubricate. Clean. Cool. Seal. And what



can do all that better than a motor oil from the experts at Quaker State?

We could say a lot more about our product. But you know our reputation well.

So if you want to preserve the value of your bike, count on one of our two chips off the old block. For nice smooth going.

**Quaker State your bike to keep it running young.**

**ALLISON**

# 'OPTO-ELECTRIC' The BEST...the ULTIMATE of ALL Ignition Systems!



● (We challenge ANYONE to dispute this Fact).

★ Never wears out or needs any Maintenance!



● gives you Maximum Power with continuous PEAK PERFORMANCE  
...while reducing Maintenance and Operating Costs!

★ The Allison OPTO-ELECTRIC System eliminates the Points and Condenser, replacing them with an OPTO-ELECTRONIC TRIGGER, using a Light-Emitting Diode and Photo transistor. The System operates on a beam of Light. As there are NO moving parts in rubbing contact, "Friction-wear" is completely eliminated...Timing adjustments are PERMANENT.

● Gives 40-Times more Timing accuracy than ANY system using "Mechanical" Breaker-Points! UNLIMITED RPM!  
"Electronically-Controlled" DWELL automatically supplies HIGHEST Performance at both Low and High speeds. Spark strength does not fall off at high RPM. POSITIVE SPARK helps eliminate "Misfire" for faster acceleration and improved Engine Performance. Sparkplugs LAST 3 to 10-Times LONGER.

● Easier Starting under any condition! Smoother running... (NO TIMING FLUCTUATION as with Magnetic Impulse Units). All SOLID-STATE Components. UNAFFECTED By Temperature, Moisture, or Vibration! Only Highest grade materials used... Guarantees you Solid, Dependable Performance!

● PERFECT TIMING INCREASES Engine Efficiency and Gas Mileage. SAVES Precious Fuel! Allison gives you MAXIMUM Engine Efficiency 100% of the Time... and that's the name of the game for the BEST in GAS MILEAGE AND ECONOMY.

★ Perfect Timing and Dwell never change.  
● Pays for itself! Eliminates ignition Tune-Ups forever! "INFINITE LIFE"...Once installed...Never needs replacing!

★ PROVEN RELIABILITY!  
Each Unit Tested to 15,000 RPM.  
● Road and Race Proven.  
(Opto-Electric Systems won at INDY Two years in a row!)

★ "EASIEST-TO-INSTALL" UNIT ON THE MARKET.  
(Not necessary to dismantle Distributor as with other systems).

★ If you want the BEST, and SAVE! This is IT!

ORDER with CONFIDENCE...  
SATISFACTION GUARANTEED

10-YEAR FACTORY WARRANTY!  
(Free Repair or Replacement).

● Send Check or M/O (Calif. Res. add Tax).  
State Make, Year, Engine Size. (4, 6, or 8-Cylinder).

★ (So New...it's Sold ONLY FROM FACTORY DIRECT).

● You may use your MASTER CHARGE or BANKAMERICARD...  
Send us (1) Your Number, (2) Interbank No., (3) Exp. Date.

M/C or B/A Card Holders, ORDER BY TOLL FREE PHONE:  
(800) 423-6525, Ext. 2 (When in Continental U.S.A.)  
And YOUR ORDER will be SHIPPED IMMEDIATELY.

★ Before buying any other Type ignition system...  
Send Postcard for our FREE BROCHURE.

★ If you have already installed a C-D ignition system,  
Modernize and Increase its Efficiency...  
CONVERT YOUR "C-D" UNIT TO BREAKERLESS!  
Opto-Electric "TRIGGER UNIT"...Only \$34.95

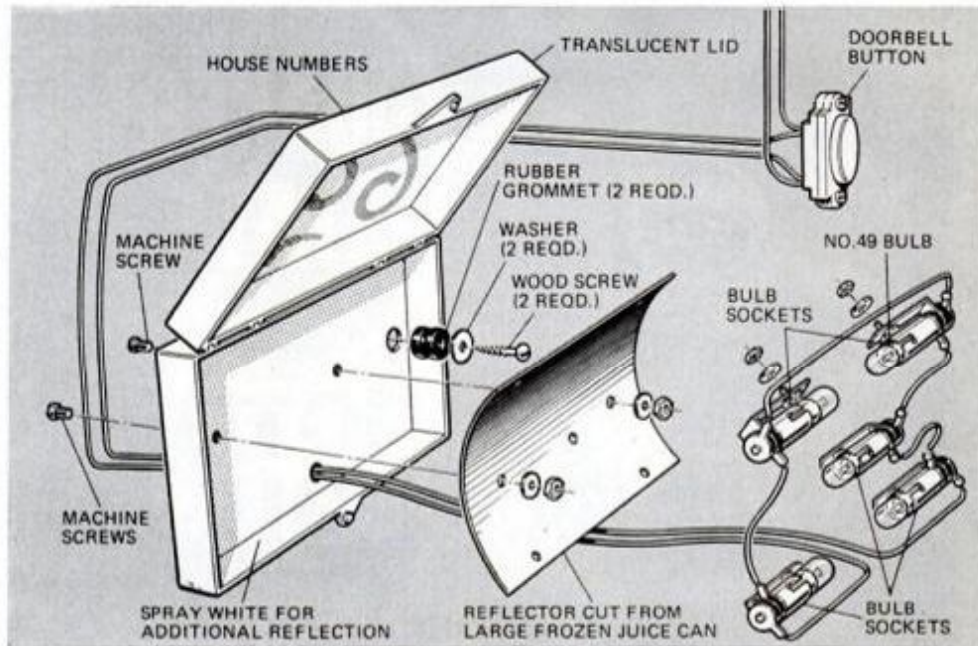
● Our BEST Salesmen are the users of our ALLISON System!

ALLISON  
AUTOMOTIVE COMPANY  
1267-X, East EDNA PL., COVINA, CAL. 91722

# Your house number belongs in lights

by Rudolph F. Graf  
and George J. Whalen

Photo: Michael Zarembski



Ever wander down a strange, dark street peering at invisible house numbers to find the address you're after? Your guests won't have that problem if you illuminate your house number—and you can do it without running new wiring.

The trick is a low-voltage lighting system that draws its power from your doorbell's transformer. This circuit is always on, and its wiring comes right out to the bell button, where it's easy to tap into. The bulbs are No. 49 "flea-power" types (Lafayette 32 F 66210) requiring only 60 thousandths of an ampere each, at two volts. Use five bulbs in series for a 10-volt bell circuit, eight in series for a 16-volt chime setup.

While the wiring to the doorbell button may appear to be only a switch loop, what you're actually doing is drawing power through the bell circuit—just enough to light the bulbs, but not enough to activate the bell. When the button is pressed, the light will momentarily go out and full power routed to the bell will ring it.

Choose a plastic box big enough to hold your house number. If its lid is transparent, make it translucent with a light spray of white acrylic paint to diffuse the light. The numbers can be plastic or metal.

The reflector assembly is cut from a 12-ounce, aluminized-cardboard frozen-juice can. The miniature bayonet sockets (Lafayette 32 F 28038) are bolted to the reflector as shown in the drawing.

Wire the bulbs in series and run the wire through a hole in the box; knot the wire inside so the connections won't loosen if the wire is yanked, and leave enough wire outside to reach the doorbell button.

The bolts that hold the reflector to the box, and the screws holding the box to the wall, should pass through washers and rubber grommets, so the box won't crack when you snug up the screws. The wires to the doorbell button can run inside or outside the house, or even run safely underground to a post or tree nearer the street. ★★

Start your own money making business!

Make up to \$12<sup>50</sup> an hour—  
even while learning!

Train FAST  
at home!

Get into this booming high-profit business that's  
Easy to learn—Easy to do—Easy on You!

Never before have money-making opportunities been so great for qualified Locksmiths. Now lucrative regular lock and key business has multiplied a thousandfold as millions seek more protection against zooming crime. Yet there's only one Locksmith for every 17,000 people!

**Start Collecting CASH PROFITS Right Away**

You're "in business" ready to earn up to \$12.50 an hour a few days after you begin Belsaw's shortcut training. Take advantage of today's unprecedented opportunities in Locksmithing for year-round EXTRA INCOME in-sparetime—or fulltime in a high-profit business of your own. Hundreds we've trained have done it. So can YOU! All tools plus professional Key Machine given you with course. These plus practice materials and equipment, plus simple, illustrated lessons, plus expert supervision, plus business-building guidance will enable you to KEEP THE MONEY COMING IN! Ideal for retirement—good jobs too.

**SEND FOR EXCITING FACTS—No Obligation**

Discover what's in Locksmithing for you—how Belsaw's Master-Locksmith-approved training can give you the skill you can depend on to EARN MORE—ENJOY LIFE MORE.

No Extra Cost! Included With Your Locksmith Training



**BURGLAR ALARM and SECURITY SYSTEMS** training. Covers all phases of Burglar, Hold-Up and Fire Alarm servicing and installation. This valuable and timely instruction includes all special tools and supplies. ONLY Belsaw offers such extensive training in this rapidly expanding field as a part of your Locksmith training.

**ADVANCED Locksmithing!** How to change combinations, install and service Safe, Vault and Bank Safe-Deposit Box locks. You learn-by-doing on the locks that we supply. You'll find it fascinating and highly profitable work.



Be Your Own Boss!

# BE A LOCKSMITH!



"I began earning right after starting... made \$1,200 while I was still learning."

HARVEY COLE Charlevoix, MI 49720

**PRO KEY MACHINE YOURS TO KEEP!**

This Pro Key Machine can alone add up to \$200 a month to your income... and it won't cost you a penny extra with your training.

Find out all about it!

Just fill in and mail coupon below (or send postcard) to receive full information and details by return mail. **DO IT TODAY!**



**APPROVED Under GI Bill FOR VETERANS**

**10-DAY NO RISK TRIAL!**

Send for details!

**RUSH COUPON!**

**ALL SPECIAL TOOLS AND EQUIPMENT INCLUDED!**



**BELSAW INSTITUTE**  
106V Field Bldg., Kansas City, Mo. 64111

Hundreds of Belsaw trained men have succeeded in this fascinating and highly profitable field...

"I opened my own business, spare time, seven months after I enrolled and made a profit of \$329 for the first week."

B. A. Deberry Littleton, Colorado



"No more hard, nasty work for me. Now I have my own business and with hardly any effort I average around \$50 a day. Thanks for my new start in life."

Sam Walker Prichard, Alabama



**There is NO OBLIGATION and NO SALESMAN Will Call—ever!**

**RUSH COUPON TODAY FOR THIS FACT-FILLED**

**FREE BOOKLET!**

Tells how you quickly train to be your own boss in a profitable Sparetime or Fulltime business of your own PLUS complete details on our 10-Day NO RISK Trial Offer!



Send for your copy today!

**BELSAW INSTITUTE, 106V FIELD BUILDING KANSAS CITY, MISSOURI 64111**

YES, please send me the FREE booklet that gives full details about starting my own business in Locksmithing. I understand there is no obligation and that no salesman will call

Name \_\_\_\_\_  
Address \_\_\_\_\_  
City \_\_\_\_\_  
State \_\_\_\_\_ Zip \_\_\_\_\_

**... YOU Can Do It Too!**



### Can you spot the VW in this picture?

Hidden beneath the smooth, sleek lines of the Invader GT5 is a VW bug. This fun and easy to build sports car kit results in a low cost, exotic GT machine. Send \$2.00 for a 20 page, color catalog. Autokit, 2725 Magnolia St., Oakland, CA 94607. (415) 832-7737.

Name _____	Age _____
Address _____	
City _____	St. _____
Zip _____	Phone _____ PM11



**First,** John's old-fashioned float ballcock was replaced with the new Fluidmaster® ballcock. Now, with just a few minutes installation time, you can give John back his self-control. No more bending the float arm to stop a leaking corroded inlet valve. No more annoying leaks, squeaks and whistles. Fluidmaster finally eliminated all that because its unique design works with water pressure, not against it. As a result, John will always have a controlled filling cycle and positive shut-off, flush after flush, year after year.

**Second,** our Fluidmaster Flusher Fixer™ Kit got to the bottom of John's other gripe. The weeping of a leaky tank outlet valve. The new Flusher Fixer not only replaces John's old rubber flapper with a non-rotting vinyl one, but also provides a stainless steel replacement seat. And seat and flapper can never get out of alignment because they're hinged together with a rigid frame. Best of all, Flusher Fixer's stainless steel seat bonds easily to most existing flush valves, installation requires no tools. After you've installed Fluidmaster products, John's peace and quiet are built right in.

**FLUIDMASTER, INC.**   
1800 Via Burton, Anaheim, CA 92805

# Before Fluidmaster, John was a pain in the ear.

## ZERO-IN FOR HUNTING

(Continued from page 81)

in their normal offhand position. Less practiced handgunners tend to spray their shots too widely for a useful group and need to use a rest. Sitting is one of the most convenient positions and should let you extend the gun at almost full arm's length so the sights will look the same as when you're shooting offhand.

Sit facing directly toward the target, draw your knees up about halfway to your chest, take a two-hand hold on the gun with the nontrigger hand underneath the butt, and rest your elbows on the inside of each knee. Fire five-shot groups, using the center as your zero point. Then adjust your rear sights as you would for a rifle, moving them in the same direction you want the bullet to move.

### Shotguns

Your shotgun doesn't have sights in the normal sense and is pointed rather than aimed, but it must hit where you look. Rather than adjusting sights, you need proper fit.

Pace off a distance compatible with your shotgun's choke—40 yards for full choke, 30 for modified and about 22 yards for improved cylinder. Then put up a large sheet of paper with a dark mark in the middle. Mount your shotgun as you normally would afield and fire at the mark. The resulting pattern should spread evenly around it in a rough circle. Several shots and sheets of paper should give you an average.

If your patterns are too high, your stock may be too straight for you or too long. If the patterns are too low, your stock may have too much drop, (the measurement from the middle of the top of your stock to a flat surface against which the top of the barrel and receiver are held). Generally, standard field stock dimensions will fit most shooters with sleeve lengths between 31 and 33 inches.

A gunsmith can shorten your stock if necessary, or lengthen it by adding a recoil pad and butt spacers. He can also alter the amount of drop if this is a problem. When a shotgun shoots consistently to the left or right, it may mean the shooter is not mounting it so that he is looking straight down the barrel. Occasionally, this can also result from a barrel that has been bent or damaged. A gunsmith can check this out for you.

A properly fitted shotgun is the same as a correctly zeroed-in rifle or handgun. Always take time to make sure the gun you use is zeroed-in. The reward will be a higher percentage of shooting success. ★★




SPECIAL SEPT. 15 - DEC. 31 ONLY!

# FREE!!! \$39<sup>95</sup> LATHE CHUCK



With your order for the UNIMAT 5-in-1 Metal Machine Shop



UNIMAT changes in seconds from a precision lathe to vertical miller, drill press, surface grinder, polisher.


precision lathe

UNIMAT is designed for the serious modelmaker, hobbyist and gunsmith who is satisfied with nothing less than professional accuracy in everything he creates. More than 200,000 UNIMATS in use all over the world.

This offer good from Oct. 15 thru Dec. 31 only. See your participating dealer now. If he cannot supply use handy order form to mail your order today. Prompt shipment.

only **\$199<sup>50</sup>**

F.O.B. TENAFLY, N. J.




DRILL PRESS



SURFACE GRINDER



VERTICAL MILLER



POLISHER

Now, from Sept. 15 thru Dec. 31 only, get a heavy duty 3-jaw chuck, that regularly sells for \$39.95 FREE with your purchase of a complete UNIMAT, the bench machine shop every home mechanic or hobbyist wants to own.

A wonderful Christmas gift for the model builder, the gunsmith and for any hobbyist who wants to make his own small metal, plastic or wood parts in a hurry. Famous self-powered UNIMAT, the precision lathe only 17" long, is also a vertical miller, drill press, surface grinder and polisher. Handles all machining operations including threading and boring. Change from one operation to another in seconds. Buy your UNIMAT during this special promotion period from your nearest participating dealer, and get this versatile chuck that also serves as a milling bed vise. Precision ground and balanced, reversible jaws, accurate to .003".

Use this coupon to send your order with check for immediate shipment. Order must be postmarked on or before Dec. 31, 1975.

AMERICAN EDELSTAAL, INC./Dept. BK5, Tenafly, N. J. 07670

- Rush 4-color brochure and list of participating dealers.
- Here is my check (money order) for \$199.50 plus shipping costs (\$5.00 E. of Miss./\$8.00 W. of Miss.), N.J. residents also add 5% sales tax. Send me a UNIMAT and FREE bonus Universal Lathe Chuck, that regularly sells for \$39.95. I further understand that UNIMAT carries a six month guarantee against defective parts and workmanship. (This special bonus offer expires Dec. 31, 1975)

- Charge my purchase through: American Express  Diners Club
- BankAmericard  Master Charge

Acct. No. .... Expiration date.....

Signature .....

Address .....

City..... State..... Zip.....

- Here is \$2. Just send me the UNIMAT 44 pg. Handbook, "Miniature Machining Techniques".



**FREE BLUEPRINTS and TRIAL LESSON**  
—for your greater success in Building

Beginners, craftsmen, even foremen and superintendents, have sent for these free blueprints and trial lesson in Plan Reading as a means of trying out Chicago Tech's home-study Builders training. Learn how you can master Plan Reading—Estimating—and the practical details of all types of construction in your spare time at home. Mail coupon below today—see how you, too can prepare for a better job—higher income, or start your own contracting business.

CHICAGO TECHNICAL COLLEGE/School for Builders  
2000 S. Michigan Ave., Chicago, Ill. 60616

CHICAGO TECHNICAL COLLEGE Veterans  
Dept. PM-115, 2000 S. Michigan Ave., Check  
Chicago, Ill. 60616 Here

Please mail me a Free Trial Lesson, Blueprints and Builders Catalog. I understand there is no obligation—no salesman will call.

NAME \_\_\_\_\_ AGE \_\_\_\_\_  
ADDRESS \_\_\_\_\_  
CITY \_\_\_\_\_ STATE \_\_\_\_\_ ZIP \_\_\_\_\_

**LEARN MEAT CUTTING**

Train quickly in 8 short weeks at Toledo for a bright future with security in the vital meat business. Big pay, full-time job—HAVE A PROFITABLE MARKET OF YOUR OWN! Time payment plan available. Diploma given, job help. Thousands of successful graduates. OUR 52nd YEAR! Send NOW for big new illustrated FREE catalog. No obligation. G.I. approved. NATIONAL SCHOOL OF MEAT CUTTING No. 01972 Dept. 50-A, Toledo, Ohio 43604

**NEW FURNITURE FOR OLD... FOR FUN OR PROFIT!**

**LEARN UPHOLSTERY AT HOME!**

• Turn cast offs into chairs, sofas worth \$100's. No experience needed. We show you how... supply all tools and furniture kits to get started! Fascinating, creative... ideal for spare or full time business.

MODERN UPHOLSTERY INSTITUTE  
1205 W. Barkley, Box 10 - 7 PM  
Orange, CA 92668

Fact-filled Booklet FREE!


## NEW RUBBER STAMP BUSINESS PAYS BEGINNERS UP TO \$16<sup>50</sup> AN HR.

**START AT HOME IN SPARE TIME**  
with Table Top Machine!

We Help Finance You... at less than bank rates!

The multi-million dollar Rubber Stamp business—once controlled by a few big companies—is now being taken over by small operators—one in each community throughout the United States. Men and Women who have this inexpensive machine can turn out huge quantities of Rubber Stamps with special wording that buyers once were forced to buy from big cities. Material costing only 27c makes a stamp that sells for \$2.75. The machine that does the work is simple and easy to operate and it turns out as many as six Rubber Stamps at a time, each with different wording such as names, addresses, notices, stock numbers, prices and other "copy" needed by offices, factories and individuals. Working full capacity, it can earn as much as \$33.00 an hour for the operator! Now you can get into the big-pay business yourself, with your own home as headquarters. You don't need experience. We supply everything, including complete instructions and eight ways to get business coming in fast. We even help finance your start! Start making up to \$16.50 an hour from the very beginning. Cash in on the profitable Rubber Stamp business in your community right away. We'll mail full particulars FREE and no salesman will call. Be first in your locality. Rush coupon today or send your name and address on postcard to:

**RUBBER STAMP DIV., Dept. R-2-EM**  
1512 Jarvis, Dept. R-2-EM Chicago, Illinois 60626



**RUBBER STAMP DIV.**  
1512 Jarvis Ave., Dept. R-2-EM  
Chicago, Illinois 60626

**FREE!**

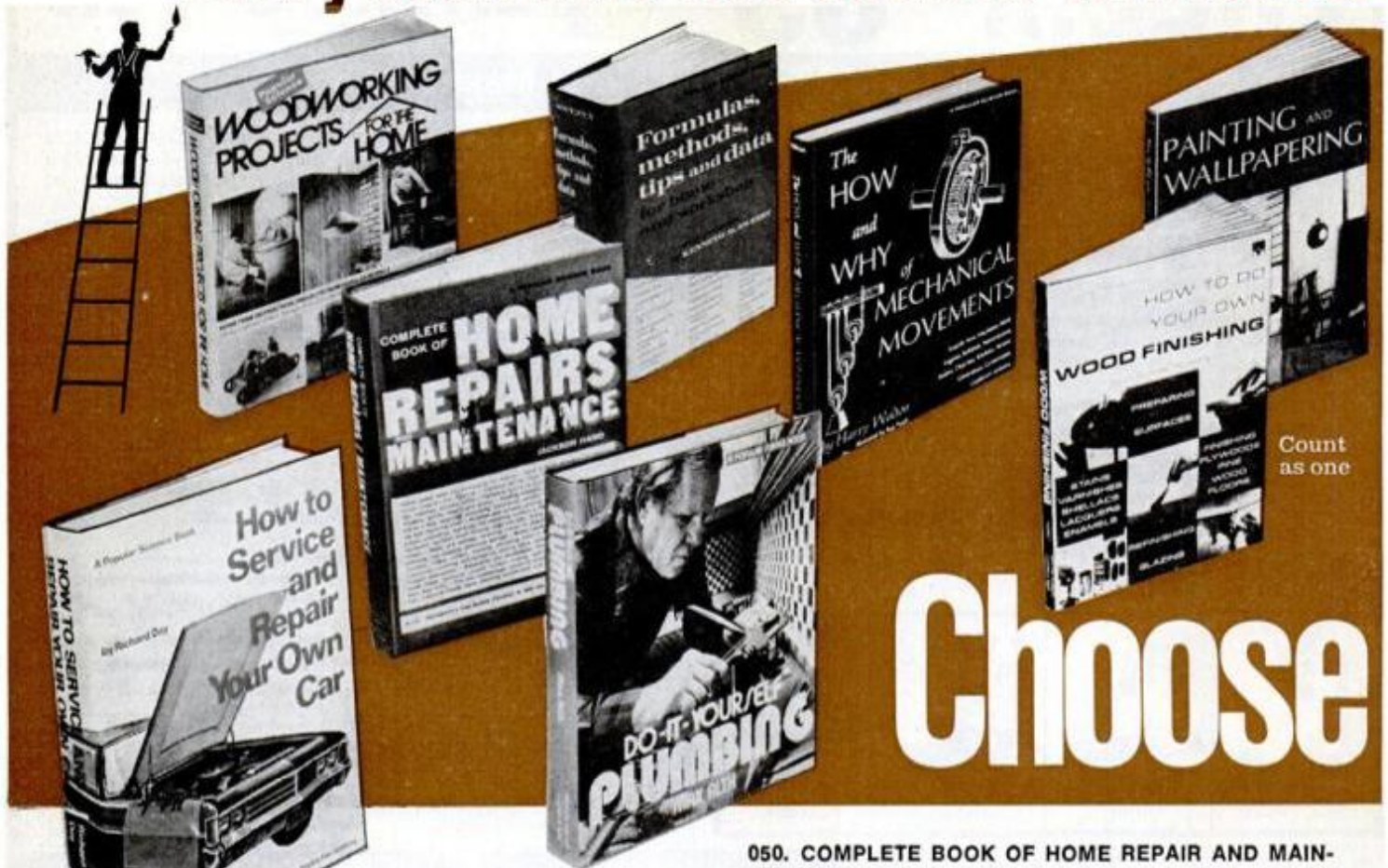
Please rush full particulars about your financing plan and the little machine that can get me started in the profitable Rubber Stamp business at home in spare time. Everything you send me is FREE and no salesman will call.

Name .....

Address .....

City..... State..... Zip.....

# Every book here was custom-written\* for



*Popular Science*  
books show you how to  
**SAVE** by doing it yourself.

**075. HOW IT WORKS ILLUSTRATED** by Rudolph F. Graf and George J. Whalen. Detailed technical drawings and easy-to-understand explanations on a wide variety of tools, appliances, machines and gadgets. Retail \$10.95.

**085. COMPLETE GUIDE TO HOME APPLIANCE REPAIR** by Evan Powell. How to repair dozens of large and small appliances including toasters, fry pans, sewing machines, skillets, refrigerators, more. Over 500 how-to pictures. Retail \$11.95.

**101. WOODWORKING PROJECTS FOR THE HOME** (from Popular Science magazine). Construction plans for more than 100 projects—tables, desks, chairs, storage units, much more. Retail \$10.00.

**097. DO-IT-YOURSELF PLUMBING** by Max Alth. How to do every plumbing job step by step, from fixing a leaky faucet to installing all the plumbing in a new house. 471 show-how illustrations. Retail \$11.95.

**057. DO-IT-YOURSELF HOME PROTECTION** by Ralph Treves. How to plan, choose, buy or build and install all home and car security systems, simple to complex. Retail \$7.95.

**042. FORMULAS, METHODS, TIPS AND DATA FOR HOME AND WORKSHOP** by Kenneth Swezey. Thousands of methods, calculations, tables for every home or workshop job. Retail \$10.95.

**050. COMPLETE BOOK OF HOME REPAIR AND MAINTENANCE** by Jackson Hand. How to make home repairs expertly, modernize as you repair. Retail \$9.95.

**036. THE HOW AND WHY OF MECHANICAL MOVEMENTS** by Harry Walton with brilliant explanatory drawings by Ray Pioch. How six basic mechanical elements power every machine ever invented. Retail \$10.00.

**038. ELECTRONICS FOR EVERYBODY** by Ronald Benrey. Do-it-yourself electronics. How to build kits or your own projects. Retail \$7.95.

**044. COMPLETE BOOK OF HOME WORKSHOPS** by David X. Manners. Everything about how to design, plan and build an efficient home shop for every purpose. Retail \$9.95.

**084. DE CRISTOFORO'S COMPLETE BOOK OF POWER TOOLS.** From 1/4" drill to lathe—how to use all your power tools more effectively. Over 1500 how-to illustrations. Retail \$11.95.

**056. HOW TO SERVICE AND REPAIR YOUR OWN CAR** by Richard Day. How to prevent car troubles, pinpoint trouble, fix it. Illustrated how-to on dozens of servicing and repair jobs. Retail \$10.95.

**1055. 2-BOOK HOME DECORATING PACKAGE** includes two paperback books. How To Do Your Own Painting & Wallpapering and How To Do Your Own Wood Finishing. Many how-to pictures. Retail \$7.00.

**1056. 2-BOOK BUILDING PACKAGE** includes two paperback books: How To Work With Concrete & Masonry and Home & Workshop Guide To Sharpening. Many how-to pictures. Retail \$7.00.

**053. HOW YOUR CAR WORKS** by Sam Julty with brilliant explanatory drawings by Ray Pioch. How all the systems of your car work—engine, fuel system, exhaust system, drive line, brakes, more. Retail \$11.95.

Count as one

# Choose

**POPULAR SCIENCE BOOK CLUB**

P.O. Box 2006, Latham, N.Y. 12110

# POPULAR SCIENCE BOOK CLUB members




when you join the Popular Science Book Club

And then keep saving 25% to 60% on books covering a wide range of subjects . . . home improvement and repair, house-building, cars and car repair, home workshop, appliance repair, electronics, how things work, home protection, mathematics, masonry and carpentry, modern technology, science, space and more.

\*The Popular Science Book Club regularly offers custom-written books to its members. These are specially commissioned books written by the leading authors in the popular science field on all the subjects of greatest interest to members. Men like Ralph Treves, R. J. DeCristoforo, Richard Day and many more.

These books are offered at discount exclusively to Popular Science Book Club members. Nobody else can get these books at the discounts available to Club members. And, in addition to these Popular Science original books, you're offered the best books on popular science subjects from all other publishers. These books are available at the same 25% to 60% discounts.



Repairing screens.



Simple homemade jig permits cutting tapered pieces on the radial arm saw.

## HOW POPULAR SCIENCE BOOK CLUB WORKS

- You get any 3 of these books (up to \$35.85 worth of books) for only \$1 plus postage and handling when you join Popular Science Book Club.
- About every four weeks, you receive a bulletin describing the coming selection and alternate books also available. If you want the selection only, do nothing. It will be shipped to you automatically. If you don't want the book, or want alternate books, or no books, just indicate your wishes on the form that comes with the bulletin and return it by the date shown.
- Your only obligation is to buy two Club selections in the next year.
- You save 25% to 60% on every book, yet virtually all PSBC books are identical to publishers' editions. Same binding, paper, jacket—same everything except price.
- You may return any book within 10 days after examining it if you're dissatisfied with it for any reason.

Mail the attached card or write to the address at left

# Her father gave her away when she was three years old.



He had to. Her mother is dead. He is incurably ill and can no longer give Angelina food and shelter.

For \$12 a month, you can help us save such a child.

Through our "adoption" program, you can help provide a child with medical attention, adequate food, education, warm clothes and hope. But please hurry.

Write to Mrs. Jeanne Clarke Wood, Children, Incorporated, P.O. Box 5381, Dept. PM11G, Richmond, Va. 23220.

I wish to "adopt" a boy  girl  in \_\_\_\_\_  
Name of Country

I will pay \$12 a month (\$144 a year). Enclosed is my gift for a full year  the first month . Please send me the child's name, story, address and picture. I understand that I can correspond with my child.

I cannot "adopt" a child, but want to help \$ \_\_\_\_\_.

Or, I will pledge \$ \_\_\_\_\_ per month.

Please send me further information.

If for a group, please specify name \_\_\_\_\_.

Name \_\_\_\_\_

Address \_\_\_\_\_

City \_\_\_\_\_ State \_\_\_\_\_ Zip \_\_\_\_\_

You can "adopt" a child from Africa, Asia, Latin America, Middle East, U.S.A. — Appalachian children or American Indian children. (Or any child of greatest need.) U.S. gifts are fully tax deductible.

**Children, Incorporated**

## VANS HAVE A LOT MORE GOING!

(Continued from page 71)

refrigerators, but you'll seldom see chairs except in the driver's compartment. Most people prefer the floor, yet one owner insisted on oversized king and queen thrones. As one decorator said, "Do your thing and be as outrageous as you like. Only your friends see inside."

Since the customizing idea originated in southern California, it is logical that some of the best-known interior specialists are headquartered there. Creations of T & H Vanworks Unlimited, in North Hollywood, range from a nautical version with authentic portholes and ship's clock, to Ten Grand, an opulent concept with hand-worked wood paneling. HI Enterprises in Garden Grove recently completed the Bunny Kart,



Photo: Norton Pearl

When singles convert to family activity, van can too with modifications offered. This Dodge Bizi-Bodi alteration for winter-summer has airconditioner, extra heater.

a showpiece with customized cockpit and interior of deep velvet with white shag carpeting plus wall and ceiling mirrors.

Outside art can vary from colorful abstracts and cartoon characters to add-on decals. Mike Love, owner of Custom Paint Specialties in Riverside, does one-of-a-kind paint jobs, has flown around the country on assignments, and is noted for a "smoke effect" achieved by actually burning paint with a torch. Among accessory producers, HI Enterprises has a heavy-duty rear door and ramp for loading cycles and snowmobiles; Pacer Performance offers upholstered furniture for vans; Duffy's Enterprises has an easy-to-install sunroof. Custom Van Co. conversion kits range from \$169 to \$675. Red-E-Camp and Hop Cap do the whole job, with completed vans from \$5000 to \$7000. Even Sears Roebuck has a catalog of do-it-yourself items. For

Learn at Home, Spare-Time!

## Speed Shop

Customizing INSIDE & OUT!

NEW FIRST OF KIND COURSE ALSO INCLUDES:

- ACCENT PAINTING. Learn Air Brush techniques: applying crowd-stopping Lacing, Fogging, Flaming designs... "trade-mark" hand-lettering.
- VAN CUSTOMIZING. How to install portholes, carpeting, paneling, light & speaker systems... "put-ons"

BE A "SPEED PRO"! Let your love for cars lead to an exciting, high-pay career in the booming Speed Shop industry! Learn the experts' trade secrets:

- EXTERIORS, INTERIORS. Your own murals, Upholstery, carpeting, paneling. Complete van conversions.

Opportunities everywhere. Work for others soon, start your own Speed Shop later. Mail coupon today!

INCLUDED! Tools, materials, SIX BIG KITS

FREE! SPEED SHOP Facts FREE!

FREE! Big "Speed Pro" Brochure

No obligation, no salesman will call.

CUSTOMIZING CENTER "Careers thru Home Study" 4401 Birch St., Dept. PBDAS, Newport Beach, CA 92663

Rush my big "Speed Pro" Color Brochure without obligation.

NAME \_\_\_\_\_ AGE \_\_\_\_\_

ADDRESS \_\_\_\_\_

CITY \_\_\_\_\_ STATE \_\_\_\_\_ ZIP \_\_\_\_\_

## Scamp

BUILD YOUR OWN TRAVEL TRAILER

- Hunting
- Fishing
- Camping
- Sleeps 4
- Guaranteed

For the first time - a Do-it-Yourself Kit! No welding. Scamp kit includes all parts you need and fully-illustrated step-by-step assembly manual. Scamp can be completed in 40 hours with minimum tools. Also available ready to hitch-up-and-go.

Write: SCAMP, DEPT. PM-11, Backus, Mn. 56435

Rush me Brochure/Info. \$1.00 Enclosed

Name \_\_\_\_\_ Age \_\_\_\_\_

Address \_\_\_\_\_

City \_\_\_\_\_ State \_\_\_\_\_ Zip \_\_\_\_\_

Phone: Bus. \_\_\_\_\_ Home \_\_\_\_\_

back-country types, a four-wheel-drive van is constructed from the ground up by Pathfinder Equipment.

Carmakers, too, are cashing in. Dodge has a special Tradesman with rear porthole windows, plus special plush decor. Ford is pushing its new redesigned "third generation" Econoline as a van with conversion possibilities. San Jose van specialist. Bizi-Bodi, reported this summer it couldn't get delivery on all the hundreds of new vans it was ordering.

One van bumper sticker says, "Don't laugh, your daughter may be inside," but another young Los Angeles owner explains it better: "Vans are a way of life, complete vehicles no matter what your bag. Pickups and four-wheel-drives rush out of town for back country or a beach, the only place they shine. Man, my rig is right, wherever I am." ★★

#### ALL OUTDOORS

(Continued from page 32)

face backstops for patterning steel-shot shotshells are not recommended because of the chance of hazardous pellet bounce or ricochet.

And, of course, dental damage can result from biting on any type of shot pellet, so you should be careful when eating game bagged with either lead or steel shot.

Several million shooters enjoy the money-saving skills of handloading, but because of the danger of gun-barrel damage, they should follow special precautions with steel-shot loads or stick to manufactured shells.

#### New and neat


Among outdoor items recently introduced, we've noticed several that look good, useful and different. Garcia has an over-and-under, no-frills utility gun with a skeleton stock of metal and a weight of only 4½ pounds. One barrel takes .22 cal. and the other .410 shotgun shells, and the gun takes down for easy packing. As a camping and survival weapon, it appears particularly suitable.

Winchester's old favorite Model 12 slide action is available in a special limited edition of 800 as a Ducks Unlimited Commemorative. Beautifully finished, it's a worthy gun for a worthy cause.

Heddon has added power and backbone on its fly-rod line with the introduction of a Steelhead-Tarpon-Bonefish model to take on the tough ones. A nine-footer, it should be popular with open-water sportsmen.

Olympic International has a reel (Please turn to page 162)

# Save on home heating bills! Cap-A-Vent. only \$5.99



Look on your roof. If you have a turbine vent, you need CAP-A-VENT. Turbine wind vents are designed to help cool your home in the summer. But, unless they're properly covered, vents take precious heat out of your house in the winter. CAP-A-VENT IS GUARANTEED TO SAVE YOU MONEY ON HOME HEATING BILLS. CAP-A-VENT turbine vent covers have these exclusive features:

- Weatherproof
- Heavy Duty Vinyl-coated Polyester
- Reinforced for Durability
- Extra-strength Elasticized Bottom with Nylon Drawstring for Tight Fit
- Translucent, Attractive on any Roof
- Easy to Install
- One Size Fits All Standard Vents

GUARANTEED: If not completely satisfied for any reason, return, postpaid, within 30 days for full refund.

ORDER TODAY AT THESE DIRECT-FROM-THE-FACTORY LOW PRICES

## CAP-A-VENT MFG. CO.

P.O. Box 32705  
San Antonio, Texas 78216

PLEASE RUSH THE FOLLOWING CAP-A-VENTS AT YOUR FACTORY-DISCOUNT PRICES. 1 for \$5.99 2 for \$9.99 3 for \$14.99

Enclosed is my check or M.O. in full payment

Quantity \_\_\_\_\_

Please charge it.  Master Charge  Bank Americard

Total Price \_\_\_\_\_

Acc't No. \_\_\_\_\_ Exp. date \_\_\_\_\_

Add 50¢ per item for postage and handling \_\_\_\_\_

NAME \_\_\_\_\_

ADDRESS \_\_\_\_\_

Texas residents add 5% sales tax \_\_\_\_\_

CITY \_\_\_\_\_ STATE \_\_\_\_\_ ZIP \_\_\_\_\_

PM-N-11-4 (Please print. Allow 3 weeks for delivery.)

TOTAL \$ \_\_\_\_\_

## MORE POWER FOR BIG JOBS

### man-size **ECONOMY TRACTOR**



Mow 2-3 acres/hour, plow acreage fast. Big 14 hp engine, all-gear drive for more work-power. No belt or fluid-drive loss. Over 20 implements, 48" dozer, 32" tiller, 48" snow-blower. Write: **ECONOMY TRACTOR** 1005 N-11 ANOKA AVENUE WAUKESHA, WIS. 53186

## SAVE 60%

8-TRACK TAPES, LP's & BLANKS, CB EQUIPMENT, CASSETTES, CAR PLAYERS, PARTY TAPES & LP's, ASTROLOGY TAPES & LP's  
SEND FOR FREE CATALOGUE  
DIRECT FACTORY DISTRIBUTION NOW AVAILABLE  
**TRANSWORLD MFG. CO. DEPT. A20**  
24 W. SHEFFIELD AVE., ENGLEWOOD, N. J. 07631

## GET RID OF ULCERS FOR GOOD

AND ENJOY BETTER HEALTH

Medically-proven formula has helped thousands get rid of ulcers & digestive problems. You'll feel better & sleep better. Write today for FREE information. **Palafox-Knight Labs, Dept. C B** 2311 Veteran, Los Angeles, CA 90064

### FIND BURIED TREASURE!

DETECTS COINS, RINGS, GOLD, SILVER Dealers Wanted

Send for FREE Catalog  
**White's electronics, inc.**  
Dept. PASK  
1011 Pleasant Valley Rd. Phone  
Sweet Home, Oregon 97386 (503) 367-2138

# FREE catalog

over 2000

unique tools,  
handy kits,  
precision  
instruments,  
technical  
supplies.



Over 23 years of service to the world's finest  
craftsmen and technicians.

**National Camera**  
2000 West Union Ave. Dept. EAB  
Englewood, Colorado, 80110

Send a FREE copy of the NC Flasher

name

address

city

state

zip

**National Camera**  
2000 West Union Ave. Dept. EAB  
Englewood, Colorado, 80110



## 20 WOOD SAMPLES

with woodworkers Catalog

ENJOY woodworking more! Let this new Constantine Catalog-Manual help you build new furniture—refinish, restore beat-up cabinets, chairs, chests, tables faster, easier than ever before!

### 96 Picture-Packed GIANT PAGES

Find instantly whatever you need. Buy at money-saving prices—cabinet lumber, carving blocks, pipe brier, picture molding, cane, furn. hardware, clock kits, lamp parts, woodwork plans & books, etc. Needed products found nowhere else!

**Catalog & Wood Samples Only \$1**  
Dollar Fully Refunded on First Order

Accept this offer to own fascinating set of 20 2x4 specimens of world's most glamorous veneers—Rosewood, Satinwood, Lacewood, Walnut, Mahogany, Purpleheart, Zebra, etc! Compare! Then identify instantly finest woods wherever you go!

Mail ad with 50¢ for product-packed new money-saver Catalog



## CONSTANTINE

2051 Eastchester Rd., Bronx, N.Y. 10461

Enclosed \$1 for Wood Samples & Woodworkers Catalog. (\$1 Refunded)  Catalog Only 50¢

Name \_\_\_\_\_  
Address \_\_\_\_\_  
Zip \_\_\_\_\_

## ALL OUTDOORS

(Continued from page 161)

for fresh and saltwater spinning that shifts gears automatically when the going gets heavy. A 5.1:1 gets the line in fast, but when a lunker hits you feel an instant downshift to 2.83:1 retrieve, and the fish wonders who turned on the power drive.

A solid pewter plate with inset four-color tile giving the Second Amendment's right to bear arms is \$45, or \$6.75 postpaid for the tile alone from Bob Wallack, Liberty Gallery, 35 Robinson Ave., Attleboro Falls, Mass. 02763.

### Bad-weather bonus

This time of year when a rainy weekend keeps us indoors, there are a lot of excellent new outdoor books to catch up on. Some are available at book stores and sporting goods departments; others can be ordered directly from the publishers.

Many outlets that carry Coleman camping equipment also sell the \$1 booklets called *Coleman CampSense* and the *Coleman Camping Trailer Guide*. They are illustrated with Coleman products (no surprise), but the texts are noncommercial and filled with particularly useful tips, checklists and reference material. The pages of addresses of tourist information headquarters for each of the 50 states plus neighboring Canada and Mexico are worth the price alone.

Want to make fishing a family affair? A booklet called *Fishing Facts for Female Anglers*, by Jean Lovetang, tells painless ways to get wives and children started, is published by the St. Croix Tackle company and is found at their dealers or can be ordered by mail from St. Croix Corp., 9909 South Shore Drive, Minneapolis, Minn. 55441.

*Fly Fishing for Backpackers* is a pocket-size 96-page guide that is \$2.50 at Fenwick tackle dealers or postpaid from the company at Box 729, Westminster, Calif. 92683. It has good coverage of the basics of both sports and describes how best to combine them.

Winter maintenance of your outboard motor is easier with the *Complete Guide to Outboard Motor Service and Repair*. In paperback, it's \$6.95 from Tab Books, Blue Ridge Summit, Pa. 17214. Along with well-known makes, it covers older models and brands, including Tecumseh, Wizard, Sea King, Husky, Mono, Barracuda, Clinton and British Seagull. Theory, mechanics, fuel economy, high performance, matching hulls and props are also among subjects covered. ★★

# Sleep In Luxury (ON AIR)

**INFLATE-A-BED**  
INFLATE-A-BED



The Only Guest Bedroom You Store On A Shelf

- For Sleeping
- Camping
- Boating
- Relaxing
- Sunbathing
- A Super Water Raft
- Playing

Inflate-A-Bed—the ultimate in a sleeping experience. It's a luxurious velver-tufted air coil bed you inflate in minutes with a vacuum cleaner (comes with adapter), or any air pump. Use it as your permanent mattress or store it on a shelf for overnight guests. Use it in a camper, or doze your way across a lake on it (the soft, flocked finish prevents sticking or burning while sunbathing).

Inflate-A-Bed takes the sea-sickness, immobility, and water out of waterbeds, but gives the some relaxing give-and-take feel. The specially patented "air coil" construction, consisting of individual polyvinyl air support coils, supports your body evenly—you don't sink down, and the sides don't fly up as with inexpensive vinyl plastic furniture. No frame or innerspring is needed yet it is more comfortable than a conventional mattress. A Full Warranty is included.

Inflate-A-Bed—incredibly light, incredibly tough (20 mil Poly Vinyl Chloride). It cleans easily with soap and water—the color does not wash out. An exciting new way to sleep, relax, and play. Try one for 2 weeks—no obligation.

Please send me the following inflatable bed(s). If not fully satisfied I can return within 2 weeks for an immediate refund.

Twin Size @ \$59.95  Full Size @ \$79.95  
 Queen Size @ \$94.95  King Size @ \$114.95

(Add \$4.95 for shipping and handling)

Check or M.O. Enclosed (Ill. residents add 5% tax)  
 Charge my Credit Card Checked Below:  
 American Express  BankAmericard  Carte  
 Diners Club  Master Charge  Blanche

Credit Card # \_\_\_\_\_ Exp. Date \_\_\_\_\_

Master Charge Bank # \_\_\_\_\_ (4 digits)

Name \_\_\_\_\_

Address \_\_\_\_\_

City \_\_\_\_\_ State \_\_\_\_\_ Zip \_\_\_\_\_

Signature \_\_\_\_\_ PM-11/75

Send Coupon To  
**CONTEMPORARY MARKETING INC.**  
790 Maple Lane, Bensenville, Ill. 60106  
Call Toll Free: 800-323-2408 Ill. Call: 312-595-0461



## Print Your Own

Cards, Stationery, Advertising, labels, tickets, announcements, QSL cards, greeting, sympathy, prayer cards, etc. Save money. **Print for others, good profit.** Have home print shop. Pays for itself in a short time. Sold direct from factory. Easy rules sent. We supply everything. Send 25c for catalog. **KELSEY PRESSES** Meriden, Conn. 06450

MAIL THIS COUPON TODAY Kelsey Presses Dept. 75-BY Meriden, Conn. 06450

I enclose 25c send big catalog and free samples.

Name \_\_\_\_\_

Address \_\_\_\_\_

City \_\_\_\_\_ State \_\_\_\_\_ Zip \_\_\_\_\_

### REAL SWITCHBLADE... COMBI 9 INCHES LONG



ORDER NOW WHILE THEY'RE STILL LEGAL

This is a REAL SWITCHBLADE. The blade is a COMB!!! Terrific GIFT item. Novel and Practical. Protects comb in pocket. Fine tooth comb is GREAT for sideburns and Mustache too! Satisfaction is Guaranteed. Complete with Lock. Only 4.50 + 25c Postage. TWO for 9.00 postpaid. **S&W KNIFE CO. BOX 35246 P.M. CHICAGO, IL. 60635**

### MAKE UP TO \$12 AN HOUR AT HOME

Let Me Prove It To You FREE!

I'll show you how Plastic Sealing and Laminating at home, spare time, can give you as much as \$12 each hour you operate. Table-top machine sets up anywhere. Easy. Fun. No experience needed. We furnish everything. We'll even help finance you. No house-to-house selling. Orders come by mail. Write for facts FREE. No salesman will call.



**WARNER ELECTRIC, 1512 Jarvis, Dept. L-2-EM, Chicago, IL 60626**

### DRILL YOUR OWN WATERWELL

With this low-priced outfit you can drill your own water well at a cost of about 12¢ per foot! Also, this unit can be operated horizontally to drill free-flowing springs in hill-sides. A big, fact-filled package and 24-page book "How To Drill Your Own Water Well" is just \$1.00 PPD. (Refundable) "WRITE TODAY!"

**DEEPROCK MFG. CO.**

703 Lafayette Pkwy., Dept. PM115, Opelika, Ala. 36801

### HOW TO BECOME A LOCKSMITH



COMPLETE BOOK OF INSTRUCTIONS How To Fit Keys, Change Combinations, Master Key Locks, Keys By Number, Tools To Use, etc. Detailed illustrations. Satisfaction guaranteed. Get started! Order today. Only \$5 ppd.

A.P. Ancele, P.O. Box 69234, Los Angeles, Ca. 90069

### HYDRAULIC JACK REPAIRS



Earn While You Learn In Your Spare Time

Trained and qualified mechanics needed NOW to service inoperative hydraulic jacks. BIG opportunity for ambitious men. We show you HOW — in your basement or garage to earn spare time cash in an expanding industry. Don't wait, ACT NOW! Get the facts.

Write for folder No. PH11, and free bonus offer.

**Hydraulic Jack Repair Manual Co., Inc.**

O. P. O. BOX 3 • STATEN ISLAND, N. Y. 10314

### AAMCO® And You Can Make It!

The world's largest transmission chain is still growing strong after eleven years. Over 500 of our franchises located from coast to coast. New openings in some markets mean you too might qualify. For further information write:

**AAMCO Transmissions, Dept. N-12**  
408 E. Fourth St., Bridgeport, Pa. 19405

### THE ROOT OF MOST EVIL is the lack of money...

Make extra money — your own hours, full or part time. No investors wanted — just ambitious people. Send \$3.00 for sample material and our action plan NOW. (Refundable with first order — satisfaction guaranteed by Co.)

Dept. 212  
**E.C.C.** Box 7635, Waco, TX 76710

# TOM McCAHILL SAYS: "The appliance repair field is so uncrowded it's almost lonely!"



Someone once said that if you build a better mousetrap, the world will beat a path to your door. In the home appliance business, a lot of enterprising companies have gotten rich peddling a long list of handy electrical gadgets for the home. The trouble is, the two dozen or more appliances in the average American home can go on the fritz, and men with the proper training to do repairs are as scarce as plumbers on weekends.

Good Appliance Repairmen are a rare breed these days. Those with a little ambition are booked so solidly you can wait days to get somebody to fix a balky refrigerator or cantankerous toaster. Sometimes, you have to settle for a bum job from a guy who had no business calling himself an Appliance Repairman in the first place.

This brings me to my point. If you want to make money in a field that's begging for trained technicians, there's a fine, low-cost home-study plan available that teaches you how to handle every type of Appliance repair in detail—including refrigeration, air conditioners, and even small gas engines. The course was prepared by the instructors at National Radio Institute. This is the oldest and largest home-study school in the Electronics/Electrical fields with more than sixty years' experience training men like yourself for new careers or spare-time or full-time businesses of their own.

A few years ago, NRI recognized the increasing demand for trained Appliance Repairmen. They set about preparing well-illustrated, easy-to-understand lessons that teach you how to repair home, commercial and farm Appliances. NRI even added a professional Appliance

Tester that's included in their low tuition. With the Tester and a few basic tools you probably already have, you're equipped to service most Electrical Appliances. If you aren't making \$5 to \$7 an hour in spare time fixing Appliances for friends and neighbors within a few months after enrolling, my name isn't McCahill.

The reason I'm no doubting Thomas, is because the staff at NRI is composed of experienced instructors who guide you through the course with more personal attention than you'd get in many classrooms. With the kind of help they give a student and the kind of course they have, you can be the man in demand in this field—even if you've never rewired a plug, or got fed up with school at the 9th grade.

The best advice I can give you is to clip the coupon below and send for the NRI Appliance Training Catalog. It's free, and there's no obligation. NRI doesn't employ salesmen, so nobody will be knocking at your door. All it will cost you is a postage stamp. Take it from Uncle Tom, the Appliance Repair field needs good men. Now.

*Tom McCahill*

Tom McCahill



**NRI SCHOOLS**  
McGraw-Hill Continuing Education Center  
3939 Wisconsin Avenue,  
Washington, D.C. 20016

600-115

APPROVED FOR VETERANS BENEFITS

Check for facts on GI Bill

OK—I want to see for myself. Send me the free book on Professional Appliance Servicing. No salesman will call.


Name \_\_\_\_\_ (Please Print) Age \_\_\_\_\_

Address \_\_\_\_\_

City \_\_\_\_\_ State \_\_\_\_\_ Zip Code \_\_\_\_\_

ACCREDITED MEMBER NATIONAL HOME STUDY COUNCIL.

# HERMAN WATERPROOF SURVIVOR



If you've ever worn one of the Herman insulated SURVIVOR® boots, you know how warm and comfortable they are, even when it's 20° below zero. Now we've made this famous boot even better — we've made it waterproof! All the seams are sealed electronically, and the glove leather uppers are specially treated. You could stand in a puddle for hours and not one drop of moisture would get inside these 9" boots! And like all Herman SURVIVORS®, they're crafted of the finest leathers, with genuine Ensolite® foam padding and insulation throughout. Sure-footed soles and heels make these ideal for work or for sport. You owe it to yourself to see these great new waterproof SURVIVORS®. And to try on a pair. Ask your dealer for #1-100 in tan, #1-102 in black. Or mail the coupon for a full color illustrated catalog showing dozens of Herman boots and shoes.

FREE CATALOG

J. M. Herman Shoe Co., Inc., Dept. 34, Millis, Mass. 02054 PM-WS-5-11

I'd like to try on a pair of the waterproof SURVIVOR® boots. Please send me the free catalog and the name of my nearest dealer.

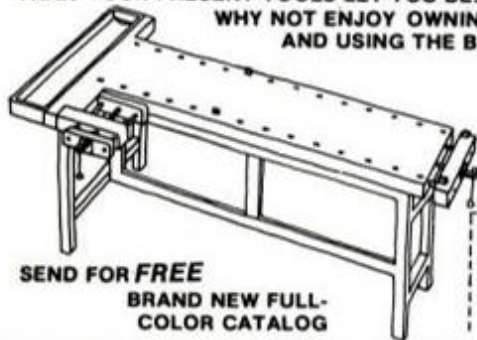


Name \_\_\_\_\_  
Address \_\_\_\_\_  
City \_\_\_\_\_ State \_\_\_\_\_ Zip \_\_\_\_\_

## own THE BEST tools

YOU ARE PROBABLY A BETTER CRAFTSMAN THAN YOUR PRESENT TOOLS LET YOU BE.

WHY NOT ENJOY OWNING AND USING THE BEST?



SEND FOR FREE BRAND NEW FULL-COLOR CATALOG

Five styles of unique Danish cabinetmaker's workbenches. One even folds for storage. Professional quality European chisels, mallet tools, gouges and carving tools. Swedish turning tools, Arkansas stones, slips and files, English tenon saws, wood-bodied Danish planes, and much more. If you are already good, owning and using our tools can make you even better. That's what Leichtung, Inc., is all about.

## outdo YOUR BEST work

LEICHTUNG, INC.  
5187 PM Mayfield Rd. Cleveland, Ohio 44124  
Name \_\_\_\_\_  
Address \_\_\_\_\_  
City \_\_\_\_\_ State \_\_\_\_\_ Zip \_\_\_\_\_

## MOBILE DIMENSION SAW

ONE MAN PORTABLE SAWMILL: Saws any size logs into accurate lumber. Build houses, barns, fences, bridges, etc. No logging equipment necessary. Saw is moved to log.

Mobile Manufacturing Co.

Write for brochure

798 N.E. SUNDIAL ROAD—TROUTDALE, OREGON 97060

## HIGH PAY, STEADY INCOME



Millions of typewriters, office machines need maintenance. Learn these high-pay, white-collar repair skills at home with fully accredited, original training school. Approved for vets. Start doing repairs for pay after first few lessons, ready in 5 weeks for high-pay job or own business. Easy to learn; all tools supplied. Get FREE BOOK, all details by mail. No salesmen.

Typewriter & Business Machine Repair School Dept. 3110-115, Div. of Technical Home Study Schools, 1474 Falls, N.J. 07124



## Hold Up Your Pants! RED SUSPENDERS

Also (solid black) (olive stripe) (red, white and blue stripe). 1 1/2" Wide—Heavy Duty Adjustable Length Specify Clip End—(illus.) or Button End—\$3.95 pr. plus 60c p.p.

YANKEE WORKBENCH Dept. PM

25c for brochure Harvard Rd, Littleton, Mass. 01460

## LETTERS

(Continued from page 12)

on extras like radio or something else. I would rather have the job done right. If something doesn't work right the dealer will fix it. I would rather pay \$1000 or more. If people want to save more money why don't they buy a car without an engine and without tires. They could install it themselves by your articles. I really think the writer has a dumb idea.

BURNARD BLUEGRASS  
LITTLE CREEK, MO.

## 'Pull up' alarm

The sad part about the TWA flight 514 (*New 'Pull Up' Howler Makes Your Flight Safer*, page 74, July '75) is that five years ago the airline could have purchased and installed the Ground Proximity Warning System. The airline's cost would have been less than and nearly a hundred persons would be alive today!

BROTHER CLETUS COOK  
WAKEFIELD, OHIO

## Overlooked front-wheel drive

*How to Stay Alive in a Small Car* (page 39, Aug. '75) was interesting and informative, but left out one item which has been overlooked in every similar article I have read.

The paragraph on controlling a car is applicable only to rear-wheel-drive vehicles. There are many front-wheel-drive vehicles on the road; it would be a disaster to turn the front wheels into a skid in such a car.

You should point out that a front-wheel-drive car handles entirely different from a rear-wheel-drive car, and when the rear end skids, you should hold the steering wheel still and add power. If the front end skids, just reduce power.

EARLE GARRETT III  
DANVILLE, VA.

*Correct! We tried to make the article apply to most readers—but we should have added your warning for drivers of front-wheel-drive cars.*

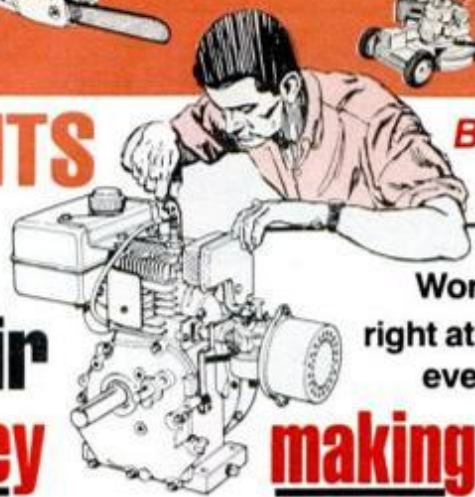
I was very pleased to be able to identify with Bill Hartford as I have driven small cars (Corvairs) since 1960. Indeed, the small car can be fun and economical, but you do have to be a full-time driver as Mr. Hartford explained so well. I often miss the scenery as I am so busy driving. When I got my motorcycle, I eagerly set forth to see "what you cannot see from a car." But soon I found if driving a small car requires 100 percent attention, the motorcycle requires 200 percent.

SHADERIC M. MCCAWLEY  
COAL CITY, ILL.





# Get in on the PROFITS in SMALL ENGINE service and repair Start your own money



**BEAT INFLATION!**

Cash in on the huge demand for small engine repair.

Work part time, full time right at home - we help you every step of the way.

**making business!**


In just a short time, you can be ready to join one of the fastest growing industries in America...an industry where qualified men are making from \$10.00 to \$15.00 per hour...and that's just for labor. Parts, engines and accessories add even more to the profits.



Because the small engine industry has grown so quickly, an acute shortage of qualified Small Engine Professionals exists throughout the country. In fact, it's not unusual for a good small engine man to be three to four weeks behind in the summer and at least a week behind in the winter. When you see how many small engines are in use today, it's easy to understand why qualified men command such high prices—as much as \$17.50 for a simple tune-up that takes less than an hour!

## 46-million small engines are in service today!

That's right—there are over forty-six million 2-cycle and 4-cycle small engines in service across the U.S.A. That's the official count from the Engine Service Assn., and new engines are being built at a rate of one-million per month! With fully accredited and approved Belsaw training, you can soon have the skill and knowledge to make top money servicing these engines. Homeowners and businessmen will seek you out and pay you well to service and repair their lawnmowers, tillers, edgers, power rakes, garden tractors, chain saws, mini-bikes, go-carts, snowmobiles, generators, snowblowers, paint sprayers...the list is almost endless.



## No experience necessary.

You don't have to be a 'born mechanic' or need prior experience. If you can read, you can master this profitable trade right at home, in your sparetime, without missing a single paycheck. Lessons are fully illustrated—so clear you can't go wrong.

## You receive trade secrets and business plans

We guide you every step of the way, including tested and proven instructions on how to get business, what to charge, how to get free advertising, where to get supplies wholesale...all the "tricks of the trade"...all the inside facts you need to assure success right from the start.

### Increased Income

"I've had about 8 years experience repairing small engines... but repairs were only minor... until I started the Belsaw Course."



Walter H. Strick Campbell, California

With our famous 'learn-by-doing' training method, you get practical 'hands-on' experience with specialized tools and equipment that you'll receive with your training plus a brand-new 3 HP engine—all yours to keep!

## SEND FOR FREE FACTS!

You risk nothing by accepting this offer to find out how Belsaw training can give you the skills you need to increase your income in a high-profit, recession-proof business of your own.

Just fill in and mail coupon below (or send postcard) to receive full information and details by return mail. **DO IT TODAY!**



**BELSAW INSTITUTE OF SMALL ENGINE REPAIR**  
516V Field Bldg., Kansas City, MO. 64111

**There is NO OBLIGATION and NO SALESMAN Will Call—ever!**

BELSAW INSTITUTE, 516V FIELD BUILDING  
KANSAS CITY, MISSOURI 64111

**YES**, please send me the FREE booklet that gives full details about starting my own business in Small Engine Repair. I understand there is no obligation and that no salesman will call.

Name \_\_\_\_\_  
Address \_\_\_\_\_  
City \_\_\_\_\_  
State \_\_\_\_\_ Zip \_\_\_\_\_

Accredited Member National Home Study Council  
Copyright © 1980 Belsaw Institute, Inc. All rights reserved.

You get all this Professional equipment with your course—and it's Yours to KEEP!


PLUS... you get this 3 HORSEPOWER CLINTON ENGINE YOURS TO KEEP!



Send TODAY for this fact-filled **FREE BOOKLET!**



Tells how you quickly train to be your own boss in a profitable Sparetime or Fulltime Business of your own PLUS complete details on our 10-Day NO RISK Trial Offer!



## Weld it yourself with a Lincoln AC-225

You can save a lot of money and time by handling repair jobs yourself. Lincoln's AC-225 makes weld-it-yourself easy.

**Many uses:** You can make welding repairs on cars, trucks, trailers, farm equipment, any metal assembly. Also fabricate your own equipment. Or do jobs like hard-surfacing or heating metal for bending.

**Easy to operate:** You don't have to go to welding school to use this Lincoln, just follow the simple instruction book furnished. You set a single dial to select current. Follow electrode selection guide on top of the machine. Unit plugs into standard 230 volt, single phase power source.

**Dependable:** Unit is built by Lincoln Electric, world's foremost welding equipment producer. Lincoln experience makes it dependable and long lasting. It's rugged and mobile (wheels optional). Top value for an economical price.

**LINCOLN**  
**ELECTRIC**

The Lincoln Electric Company  
Dept. PM11-5, Cleveland, Ohio 44117

- Send free description bulletin  
 Send price information

Name \_\_\_\_\_

Address \_\_\_\_\_

City \_\_\_\_\_ State \_\_\_\_\_ Zip \_\_\_\_\_

### The Only Complete SPECIAL INVESTIGATOR KIT

Also FREE  
Badge Flasher  
with each kit!

Badge • Carrying Case • Special  
I.D. Card • Badge Flasher  
Not for sale to N.Y.S. residents




**\$3.95** Plus  
35¢ Post.  
Choice of SPECIAL  
POLICE • PRIVATE  
DETECTIVE • SPECIAL  
INVESTIGATOR  
Plus FREE Booklets  
"How To Detect &  
Solve Crimes"  
by A Leading Authority

Best Buy Around! Professional type complete kit. Genuinely styled heavy silver badge, leatherette case, authentic I.D. Card. Badge Flasher. Used by private and special investigators everywhere.  
BIG 3 Dept. PM10K  
150 Nassau St. N.Y., N.Y. 10038

## the problem solver:

Now you can save and repair your creaky broken furniture, fix your boat and build new household furnishings from scratch. Square corners and odd-angles can now be quickly and easily joined together with these two new products.



**universal corner brace**  
Expands from 3" to 6".  
Swing end pads fit any angle.

**flexible corner block**  
Flexible fit for non-square corners.  
Angular side screw application provides "Fish Hook Lock".  
Rigid when installed.  
Joins 2, 3 or 4 surfaces.

At hardware depts. or call  
toll free  
800-334-9065  
**Rex** P. O. Box 948  
Thomasville, N. C. 27360

## TRANSATLANTIC BALLOON JINX

(Continued from page 103)

The U.S. Coast Guard was notified. Soon a plane was on the scene and in communication with Sparks. At 6:50 p.m., about 125 miles southeast of Nantucket, with a Coast Guard helicopter standing by and a cutter on the way, Sparks brought the *Odyssey* down. On ditching, the balloon necessarily was released. Sparks and Hadden Wood were picked up and the gondola, previously used in the 1973 *Yankee Zephyr* flight, was saved to fly again.

### Rip cord may have been pulled

What caused the leak? Both Bob Sparks and the balloon's designer/builder, Mark Semich, believe the rip cord was inadvertently pulled as the envelope was handled during inflation leaving the rip panel open just enough for gas to leak out slowly.

Balloons are provided with a rip panel for quick deflation during landing. One gore of the envelope has a series of openings through which gas can escape. Cemented in place inside the balloon, the rip panel covers these slits. The rip cord, fastened to the upper end of the panel, near the top of the balloon, hangs down inside and extends out of the appendix at the bottom of the envelope. When the cord is pulled, the rip panel is torn away, exposing the slits.

The empty envelope is an unwieldy mass of heavy fabric, rather like a very large tent. It's easy to see how, as is suspected, a volunteer helper might have grabbed the rip cord, inside the bag, along with handfuls of cloth; then, in lifting and moving the balloon, the cord was unknowingly pulled.

Ironically, fine flying weather prevailed over the Atlantic Ocean for the five days after takeoff, in which time the 30-knot winds could have carried the *Odyssey* to the British Isles. Hadden Wood's uninvited presence aboard would not in any way have jeopardized the safety or success of the flight.

### He'll try again next year

I spoke with Bob Sparks soon after his return. His first words were "I'm disappointed, but I'm going to try again next year. I owe it to me." He has no hard feelings toward Hadden Wood, an old friend, but says he could never work with Wood again.

Undaunted by two failures, Sparks now is making plans for a summer 1976 transatlantic balloon flight. He has offers of financial support and already has sanction from the National Aeronautic Assn. for attempts at the world records for distance and duration this flight would set. ★★

Материал, защищенный авторским правом

## NEXT MONTH IN PM . . .

- **Get into CB radio—**  
*it's easy now*
- **6 kit clocks: Make a heritage**  
*clock in a weekend*
- **9 new 4-wheel-drives**  
*for off-road fun*
- **4 exciting home-movie cameras**
- **Beware the gas-price traps . . .**  
*How to retune for regular*
- **Create your own furniture**  
*from prefinished parts*

**SUBSCRIPTION SERVICE:** Mail all subscription orders, changes of address (with your latest label), and Postmaster notices of undeliverable copies to Popular Mechanics, P.O. Box 646, New York, N.Y. 10019. All other correspondence, relating to your subscription: James Gable, Customer Service Department, Popular Mechanics, P.O. Box 1567, New York, N.Y. 10019. Please enclose your latest mailing label for quickest service when writing about your subscription.

## Popular Mechanics

250 West 55th St., New York, N.Y. 10019  
WPMSK1

**YES!** Please enter my subscription to POPULAR MECHANICS for:

- 1 year \$7.00       New  
 2 years \$13.00       Renewal
- Payment of \$ \_\_\_\_\_ is enclosed.
- Bill Me \_\_\_\_\_  
initial here

Name \_\_\_\_\_ (please print)

Address \_\_\_\_\_

City \_\_\_\_\_ State \_\_\_\_\_ Zip \_\_\_\_\_

On new subscriptions, first copy will arrive in about 8 weeks.

(Above prices apply in U.S. & Possessions only. Canada add \$3 per year. All other countries add \$5 per year.)

## CHANGING ADDRESS?

If you're planning to move, please let us know at least six weeks before changing your address. Attach current address label and fill in your name and your new address. This will serve to insure prompt service on your subscription.

Send old label with your name and new address to:  
POPULAR MECHANICS, Subscription Dept.  
Box No. 646, New York, N.Y. 10019

NAME \_\_\_\_\_ (Please print)

NEW ADDRESS \_\_\_\_\_


CITY \_\_\_\_\_ STATE \_\_\_\_\_ ZIP CODE \_\_\_\_\_

# Learn at home and at famous York Institute...

## when you take NRI's Home Study Course in Air Conditioning, Refrigeration & Heating.

What's the best way to break into the booming field of air conditioning? Hold onto your present job and enroll in NRI's home training program—a comprehensive career course designed with the technical assistance of the York Division of the Borg-Warner Corporation.

You learn at your own speed, in your spare time, on such advanced training devices as the NRI Circuit Demonstrator; NRI Control Simulator; tubing and joint-making demonstrators; and a window air



conditioner working unit for troubleshooting experiments.

Graduates of the NRI Master Course can then take optional resident training at the world-famous York Institute. Here you will receive practical experience equal to months of on-the-job work.

SEND FOR A FREE CATALOG. Get full details on this unique career opportunity. Find out why more than a million students have come to NRI for training.



All tuition and instruction material for the one week of resident training at York Institute are included at no extra charge as part of your course.



**NRI SCHOOLS**  
McGraw-Hill Continuing Education Center  
3939 Wisconsin Avenue,  
Washington, D.C. 20016

513-115



Rush me the NRI Catalog checked below. I understand NO SALESMAN WILL CALL.

- Air Conditioning and Refrigeration       Master Course in Air Conditioning, Refrigeration & Heating

Name \_\_\_\_\_ Age \_\_\_\_\_

Address \_\_\_\_\_ (Please print)

City \_\_\_\_\_ State \_\_\_\_\_ Zip \_\_\_\_\_

Approved for career study under GI Bill. Check for facts.

Accredited Member National Home Study Council

## BUY THIS



Bushnell's popular Expo binocular. A powerful 8 x 30 fiberglass model. And a great first binocular Shockproof, waterproof, lightweight, perfect for spectator events, yet durable enough for kids to take boating, backpacking, to rock concerts, and for just plain knocking around.

## GET THIS FREE



With this free field microscope (worth \$30), your Expo binocular becomes a 16 power laboratory field kit. Fantastic value and fantastic fun. Perfect for nature studies, stamp and coin scrutiny and even micro-photography. (There's a camera adapter the whole family will use.) Complete microscope/binocular set with dissecting kit, specimen jars, carrying case and instruction manual is only \$29.95. Send check or money order now and get this \$59.95 value in time for Christmas. (Allow six weeks).

Zenith Marketing Co. Dept. PM01  
174 N. Daisy, Pasadena, Ca. 91107

## LEARN GUN REPAIR



at home in spare time — quickly  
Good Business — Great Hobby!  
10¢ brings book, full facts.

APPROVED FOR VETERANS  
MODERN GUN REPAIR SCHOOL

4225 N. Brown Ave. Dept. PM Scottsdale, Ariz. 85251

20,000 Students Since 1946

A WHOLE NEW WAY  
OF SHARPENING!

## Amazing CERAMIC Sharpening Rod ends dull knives...

restores razor-sharpness gently, without wearing down the blades!

Entirely different, more effective than any sharpening tool you've ever used... at about one-third the cost of a good sharpening steel! Exclusive ceramic surface gives knives super-sharp edge in just a few strokes without harmful grinding or wearing away of blades. Ideal for sharpening any knife, scissors or cutting tool you own! Measures 13 1/4" long, with solid ash handle and hanging thong.

30-Day Money-Back Guarantee!

Order yours today. Get FREE Discovery House Catalog, too. Send check or M.O. (Conn. residents add 28¢ sales tax.) to DISCOVERY HOUSE, INC., Dept. RP11 25 Sylvan Rd. South, Westport, Ct. 06880.

Sharpens your knives effortlessly in seconds... adds years to their lives!

ONLY \$3.95 postpaid

## SHOP TOOL TEST


Saw comes with five blades: (A) 6-in. for plunge cutting, (B) 12-in. general purpose, (C) 5 in. for brass or steel, (D) 6 in. for flush cutting and (E) 4 1/2 in. for sheet metal, Formica, Plexiglas and steel up to 1/8 in. thick.



## Wen's new 2-speed saw reciprocates




Used at low speed, 5-in. metal-cutting blade (above) zips through angle iron, and pipe up to 2 in. Smooth plunge cuts (below) are made quickly in plasterboard, wood with special 6-in. blade.



When I picked it up for the first time, I had my doubts about Wen's new lightweight two-speed reciprocating saw. It just didn't seem to have the heft and feel to live up to the manufacturer's claims, particularly when cutting steel. I was in for a surprise, however, for I found this versatile portable saw wasn't about to say "Wen," whether cutting steel or a 4x4.


I did find that controlling its two-speed motor came with practice as the least extra squeeze on its trigger can put it into high speed (3000 strokes per minute) when it should be in low speed (2200 spm). You have to watch that you don't squeeze the trigger beyond a certain point to maintain a constant low speed.

The model No. 1600 is double-insulated and has a heavy-duty gear train and a free-floating base shoe which pivots automatically to adjust to work angle. Its 1-in. counterbalanced stroke makes quick work of plunge and flush cuts, and its three-position auxiliary handle makes the tool convenient for both righties and lefties. The saw sells for \$39.95 at hardware stores.—Wayne C. Leckey, Home and Shop Editor



High-carbon steel blade (12 in., 3 teeth per inch) is ideal for fast rough cutting of heavy stock and tree pruning.

Says Cliff Hicks,  
Editor of the  
Popular Mechanics  
Do-It-Yourself  
Encyclopedia:




"THIS SET OF BOOKS CAN HELP YOU DO HUNDREDS OF JOBS AND PROJECTS WITH YOUR HANDS — AND SAVE A BUNDLE OF MONEY ON HOME AND CAR REPAIRS AND IMPROVEMENTS.

# Let me send you a sample volume FREE

with a cancel-anytime subscription to the set"

- 196 pages
- 8 1/4" x 11"
- Over 600 how-to-do-it illustrations
- Stain-and-scuff resistant washable binding
- Opens flat for workbench use
- Big, easy-to-read type

Sixteen 8 1/4" x 11"  
Volumes — 3,136 pages —  
Over 10,000 "show-how" illustrations



**VOLUME I—  
A \$4.95 VALUE—  
YOURS FREE**

**A few of the subjects covered by more than 6,000 index entries—projects, plans and ideas for better living.**

**APPLIANCES**—Money-saving fix-it instructions  
**ATTICS**—Get more use from available space  
**BASEMENTS**—Waterproofing, finishing tips, etc.  
**BATHROOMS**—Remodeling ideas  
**BEDROOMS**—Built-ins, other spacesavers  
**BOATS**—Plans for exciting boat designs  
**CAR REPAIR**—A wealth of "show-how" illustrations  
**CONCRETE**—The ABCs of good concrete  
**ELECTRIC WIRING**—Basics of home wiring  
**GARAGES**—Step-by-step plans for garage with patio  
**GARDENING**—Gardening tips, how to build equipment  
**HOME MAINTENANCE**—Tested how-to features  
**KITCHENS**—Space and time savers  
**LANDSCAPING**—Wells, patios, site planning  
**LAWNS**—Seed, fertilizer, weed and disease control  
**LUMBER**—Basic data every craftsman should have  
**MOVIES**—Add a soundtrack, also, make titles  
**PHOTOGRAPHY**—Picture-taking, darkroom techniques  
**POWER TOOLS**—Ways to get more out of your workshop  
**PLUMBING**—Understanding your home system  
**RECORD CHANGERS**—Trouble-shooting  
**REFINISHING**—How to get results you want  
**ROOFS**—Important things you should know  
**SHELTERS**—Protection for boats, mowers, etc.  
**STAIRS**—Secrets of expert stair construction  
**SWIMMING POOLS**—How to build with concrete blocks or fiberglass  
**TOYS**—Powered toys, action toys, dollhouses  
**USED CARS**—How to recondition  
**WOODWORKING**—Use methods the experts use  
...AND EVER SO MUCH MORE!



Why this invitation from Cliff Hicks? To introduce you to a remarkable set of books for the home handyman, craftsman, hobbyist and sportsman — the POPULAR MECHANICS DO-IT-YOURSELF ENCYCLOPEDIA.

The Do-It-Yourself Encyclopedia is a profusely illustrated, 16-volume reference library chock-full of step-by-step "how to do it" ideas, plans, projects and shopping tips to save you money. And Volume I of the set is yours absolutely free with this offer.

We will send you this Free volume — and future volumes for Free Trial — so you can see for yourself, without risk, just how valuable and useful the Do-It-Yourself Encyclopedia can be.

Your Free Volume I alone gives you a wealth of valuable information to help you repair auto bodies . . . antique furniture . . . squeeze a bedroom into a "tight" attic space . . . buy and troubleshoot home appliances . . . make musical instruments . . . make unusual models . . . fix a leaky basement . . . and more. And Volume I is just the beginning. You can readily imagine the benefits of having the entire Encyclopedia.

**Save hundreds of dollars on repairs and home improvements**

Stop throwing away hard-earned cash unnecessarily on electricians, painters, plumbers, who charge \$10 . . . \$12 . . . even \$14 an hour.

You can use this 16-volume Encyclopedia to lay a slate entryway . . . build a desk . . . construct a barbecue . . . make a runabout boat . . . build a whole new garage — for a fraction of what you'd spend to have others do these jobs for you. And that's only the beginning!

**Easy-to-follow instructions bring you a wealth of exciting hobby and craft ideas.**

Whether you're handy with tools or not so handy, this set is for you. Step-by-step, clearly illustrated instructions show you how to make furniture, toys, games; solve plumbing problems; do wiring, auto and appliance repair. You'll not only save labor costs — you'll learn how to get good buys in materials and appliances . . . learn what to look for in buying a house . . . learn of tests you should make in the store before you buy an air-conditioner . . . binoculars . . . a rotary mower . . . a used camera.

You'll get expert guidance in skills that can help you earn spare-time income . . . become a

better home gardener . . . build a duck blind . . . remodel with drywall . . . add a patio . . . construct dormers . . . much, much more. It's like having hundreds of professional craftsmen at your elbow advising you.

Turn to any of the 16 volumes in this remarkable 3,136-page Encyclopedia, and you'll discover new ways for you and your family to get more fun out of life . . . to live better for less money . . . to know the deep sense of accomplishment and self-reliance that come from being able to do it yourselves.

Want to solve common car ailments? Install a burglar alarm? Build a fun kind of boat? Build a band grinder or band sander? You can discover how to do all this — and much more — in your FREE Volume I alone.

Send for your Free first volume now. Thumb through it, try out a plan or project, use it at your workbench. Imagine 16 such magnificent volumes side by side, offering you money-saving tips . . . labor-saving information . . . time-saving advice . . . plus annual supplements that keep your know-how on new tools, materials and home improvement techniques up to date.

Decide — only after you have seen your Free Volume I — whether you wish to continue receiving additional volumes of the set as described on the order form. Each volume is sent on approval — there's no obligation to buy any at all. Keep only those you want to keep — cancel whenever you wish. Whatever you decide, Volume I is yours to keep Free. Don't delay — send for your Free Volume I today.

**POPULAR MECHANICS BOOKS, Box 2315, F.D.R. Station, New York, N.Y. 10022**

This certificate entitles you to a free gift — Vol. 1 of the 16-vol. Popular Mechanics Do-It-Yourself Encyclopedia, with no obligation to buy anything ever.

As a subscriber in good standing, you'll enjoy free examination of the additional volumes as you receive them. In about 6 weeks we'll send you Vol. 2, and 4 weeks later Vol. 3. After that, at approximately monthly intervals, we'll send you shipments of Vols. 4-6, 7-9, and 10-16. This way you'll be able to complete the set in 6 months. Also, you'll receive annual supplementary volumes as they are published on free 14-day approval with no purchase obligation. You may cancel at any time or return any volume within 14 days for full credit and no more will be sent. Take as many volumes as you like — or none at all. For each volume you keep, you'll be billed just \$4.95 plus postage and handling. But you need never pay for more than 1 volume per month no matter how many you have received.


Name \_\_\_\_\_ (PLEASE PRINT)  
Address \_\_\_\_\_  
City \_\_\_\_\_  
State \_\_\_\_\_ Zip \_\_\_\_\_  
Signature \_\_\_\_\_

This certificate subject to acceptance by the publisher.

M-225

# Seagull mobile

by Ray Gill



This delightful, breeze-sensitive mobile is easy and inexpensive to make. Large and small seagulls are cut from the stiff sheet aluminum sold in hardware stores for about \$4.50 for a 3x3-ft. piece. Metal snips or household shears can be used, but the aluminum cuts best on a hobby jigsaw—tape the metal to plywood scraps, to prevent rattling. Cut the pattern shown on the opposite page from paper or cardboard, and mark the feather-cutting line with a felt-tip pen or grease pencil. Cutting feathers will produce a natural curl; make it match on both sides.

For stability, each gull has a stiff wire hanger twisted around the body and secured with metallic glue. The upright part of the hanger should be longer when wings are bent upward, as in the third photo opposite. The end loop of each hanger should be about  $\frac{1}{4}$  in. higher than the highest parts of the wings. For the smaller birds, hanger wires can be attached to plywood rectangles which are then fastened to gulls' bodies with epoxy.

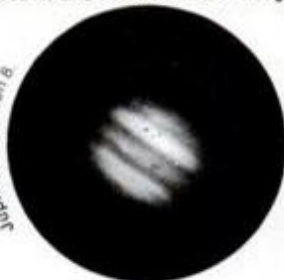
Stiff,  $\frac{1}{16}$ -in.-dia. steel rods are the right size for the mobile in the 36-in. lengths in which hardware stores sell them; no cutting is necessary. Birds are suspended from them with

## Celestron<sup>®</sup> Multipurpose Telescopes

On Display at Museums and Planetariums Throughout the Country



Squirrel at 70 ft. Celestron 5



Jupiter, Celestron 8



Triad Nebula, Celestron 14

**The Choice.** Three reasons why experienced telescope enthusiasts and leading colleges, universities and science centers the world over repeatedly select Celestron telescopes:

**The Celestron 5.** A tabletop observatory for exploring the Moon, planets, scores of open star clusters and gossamer nebulae at up to 300X. For casual observing or tele-photography, rest the instrument on any flat surface, swing up the tube and focus. Close in on the whiskers of a squirrel at the near focus of 20 ft. or the face of a friend at half a mile. The 3½-lb. tube demounts for hand-held shots at 25X. (Size swung down: 7" x 8" x 16", Wt.: 12 lbs., Base price, including electric star tracker and automatic star locator, \$750)

**The Celestron 8.** Eight full inches of aperture make this

portable observatory in a suitcase the amateur's favorite for studying the surface features of Mars, the subdivided rings of Saturn, the ever-changing belt structure of Jupiter, the intricate filamentary detail of deep-sky nebulae, the central regions of globular clusters at up to 500X. Also the ultimate terrestrial telescope or telephoto! (Size swung down: 9" x 12" x 22", Wt.: 23 lbs., \$895)

**The Celestron 14.** The appeal of this prestigious, fully electric dome instrument is enhanced by a unique design that also makes it the world's largest one-man-portable. Demount and load it into your compact car in five minutes! Within range of the Celestron 14, at up to 850X, are the delicate contrast levels of the diffuse and planetary nebulae, the spirals of remote galaxies, and the quasars. (Size swung down: 18" x 22" x 44", Wt.: 108 lbs., \$3,750)



FREE  
COLOR  
CATALOG

## EASY-LIFT



### LIKE A HELPING HAND.

Many people—senior citizens, arthritics, and those suffering from Multiple Sclerosis, Muscular Dystrophy or Parkinson's disease—need help getting in and out of a chair. The EASY-LIFT power cushion recliner gently lifts you forward as well as up to a semi-standing position. The lifting angle adjusts to fit your needs, controls are easy to reach, and it runs on household current. EASY-LIFT—like a helping hand.

WRITE FOR FREE BROCHURE  
AND NAME OF DEALER NEAREST YOU.

**AMERICAN STAIR-GLIDE CORP.**

4001 East 138th Street, Dept. POE-115  
Grandview, Missouri 64030

### NEW DESIGN—FITS ALL PEGBOARDS!

World's best storage system. Every home, factory, and business needs this rugged mounted cap and unbreakable jar. Keeps small shop supplies visible and easy to handle. Handy Handy Caps and Jars: 30 for \$4.25, 50 for \$12.50, 72 for \$22.50. Postage Paid, no COD's. Send check or M.O. Dealer Inquiries Invited.

**WICKLIFFE IND. INC.**  
29353 LUXONA  
P.O. Box 286 PM115  
Wickliffe, Ohio 44092





**Snips** cut feathers in wings, tails of two larger birds.

**Fasten** thin-wire hangers with "liquid solder" adhesive.

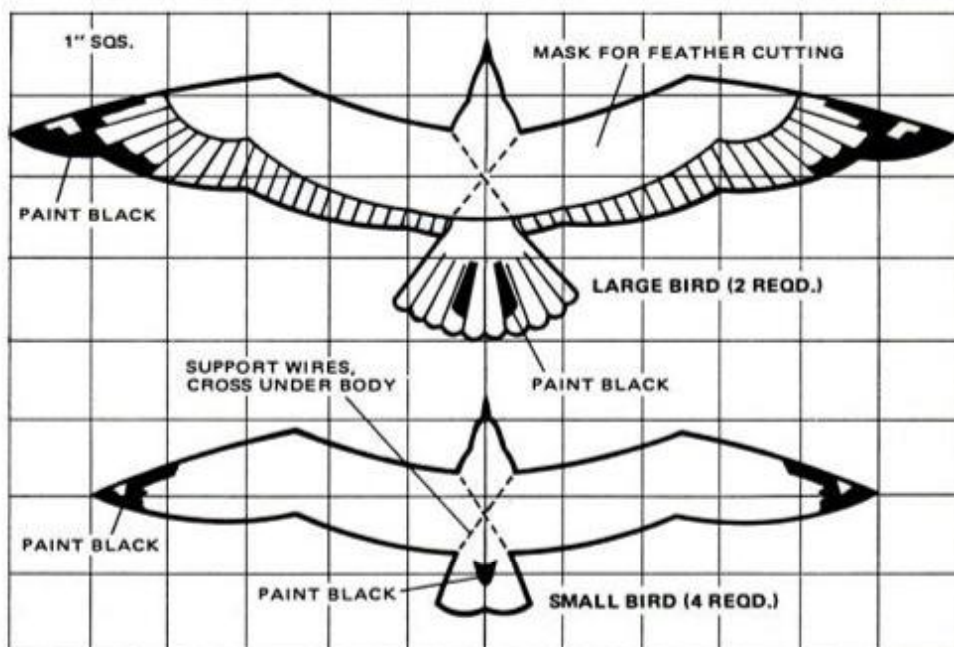
**Two wires** twisted together make the completed hanger.

Simpler hanger can be epoxied onto smaller gulls.

colorless nylon thread, and knots are fixed to the rods with quick-drying glue (make sure that all oil is removed from the rods so that the glue will hold).

Assemble the mobile like this: Start at the bottom and attach both larger birds to the ends of the first rod with short lengths of thread. Find this rod's balance-point and fasten thread to it. Fasten the other end of the thread to one end of a second rod. Attach a small bird to the other end of this rod, find the balance point and proceed on up. Tie the top thread to a small metal ring, to hang the mobile from a cup hook in the ceiling.

Hang the mobile at least 3½ ft. away from walls for free action, and high enough that the wheeling gulls won't poke passers-by. ★★★



**SAVE gas...oil...repairs!**

**RE-PLATE YOUR VALVES and RINGS while you drive!**

Drop four Motaloy pellets into your gas tank. While you drive, they will dissolve, plating worn and pitted pistons, rings and valves. It saves gas and oil, restores lost power and compression. It can help prevent a costly ring-valve job. Motaloy costs you only \$6.50 for the package (2 for \$12) postpaid. Guaranteed! Send check or money order to S. A. ANDRIS, 445 Sunrise Way, San Francisco, CA 94134. (Free Gift Catalog with Purchase!)

**Learn CUSTOM PICTURE FRAMING For Fun Or Profit!**

Let Professionals show you the trade secrets of custom portrait and picture framing. It's a fascinating, satisfying craft — yet a framer's skills are worth \$8 to \$10 an hour or more! Start a clean, quiet business from home in part time — we'll show you how, help you every step. Write for complete details — no obligation and no salesman will call.

CREATIVE FRAMECRAFTERS, 1205 W. Barkley, Dept. 7PM, Orange, CA 92666

**CARBIDE CANNON**

Get Now For July 4th, Bicentennial, Holidays, Celebrations



Ready To Shoot!

Modern 60mm Cannon, 9" long, 2 Tractor Wheels . . . \$9.95  
 World War 1 Cannon, 17" long, 2 Iron Wheels . . . \$16.95  
 Modern 155mm. (shown) 25" long, 8 Tractor Wheels \$25.95  
 Carbide Ammo, About 500 shots . . . \$ 2.50  
 Add \$1.75 Shipping. JOHNSON SMITH CO. Dept. 1011, Mt. Clemens, Mich. 48043

**Earn Extra Cash In Sparetime with a Profitable Saw Sharpening Business of Your Own**

"Earn \$40 a week in Sparetime" L.S.P.

**Business of Your Own Sparetime or Fulltime**

**No Experience Needed**


If you are handy with your hands, this is an ideal business opportunity for you to consider. Foley, a pioneer in sharpening equipment, makes machinery that precision sharpens saws and tools every time. They're built for accuracy.

**Sharpen Variety of Saws**

Manufacturing firms, the lumber industry and home handymen use a wide variety of saws that need precision sharpening. You can do them all on Foley equipment. And with the introduction of carbide tipped saw blades, there's a whole new area of business.

**Every Community Needs This Service**

Whether your community is large or small, a saw sharpening service is needed. You can set up for business anywhere: in your basement, garage, tool shed or workroom. No need to carry stock, no canvassing necessary. We'll show you how to get started.



**We Finance You**

No franchise fee. You can start in this profitable business with minimum investment. Payments can be made out of profits. 90¢ of every \$1 you earn is clear profit. Easy to earn \$5 to \$8 in sparetime.

FOLEY MANUFACTURING CO. 1116-5 Foley Bldg. Minneapolis, Minn. 55418

Please send me information on a Foley Saw Sharpening business of my own:

Name \_\_\_\_\_  
 Address \_\_\_\_\_  
 City \_\_\_\_\_ State \_\_\_\_\_ Zip \_\_\_\_\_

## SEND FOR THIS CATALOG

100's of illustrations & 1000's of bargains in hydraulics, electrical, marine, automotive, hardware items... and more! A

must for hobbyists, sportsmen, machinists, inventors, just about everybody! Airborne's 30th

Anniversary Surplus Guide is our best ever! Send 50c to cover postage & handling. In a hurry? Send \$1 for air-mail. Must include zip.

### AIRBORNE SALES CO.

8501 Steller Dr. Dept. PM75  
P.O. Box 2727  
Culver City,  
Ca. 90230

Satisfying  
customers  
since 1945.



# SAVE UP TO 90% ON GOVT. SURPLUS

## COUNTERFEIT GUNS

Authentic machined metal replicas of famous firearms disassemble like originals.

Precision machined metal models look, feel, weigh, disassemble like real guns—over 30 hand finished parts. Perfectly legal—CANNOT be fired. Great for decorating den, office, rec. room. Send for free color brochure of 28 models of famous historical to modern military firearms.



\$29.95

REPLICA MODELS Inc.  
Dept. PM-11, 610 Franklin St., Alexandria, Virginia 22314  
Send #300 Add \$1.25 postage per model.  
Enclosed \$

NAME \_\_\_\_\_  
ADDRESS \_\_\_\_\_  
CITY \_\_\_\_\_ STATE \_\_\_\_\_ ZIP \_\_\_\_\_  
 PLEASE SEND FREE FULL COLOR CATALOG.

## SAND-O-FLEX<sup>®</sup>



Eliminates  
tedious  
sanding



Why rub your fingers to the bone? A Sand-O-Flex Wheel gives you thousands of flexible sanding "fingers" for fast, professional sanding of wood, paint, ceramics, metals. For use on all surfaces—curved or flat. Save hours refinishing furniture, sanding wood carvings and driftwood, preparing shutters prior to painting. Hundreds of uses: Boats, frames, molding, fishing gear, patio furniture, shop and garden tools.

If not available at your lumber yard, hardware or hobby stores, ORDER SANDER KIT BY MAIL \$26.00 value. 8" brush 6" wheel and 3 abrasive refill coils. Adapters fit "x" drill or bench motor. Price includes postage & handling. **\$22.95**

Write for FREE Home Workshop Brochure on sanding hints.

**MERIT ABRASIVE PRODUCTS, INC.**  
201 W. Manville, Compton, California 90224

# Decorate your house with 'traveling' lights




Outdoor tree lights along eaves, doors and windows and hooked up to sequence timer outline home with dazzling "traveling" lights during holidays.

Ever been fascinated by the moving lights on a theater marquee? You can outline your home this Christmas with similar "traveling" lights by a simple motorized switching unit which produces a series of on/off flashes in a sequence that gives the illusion of "running" light.


The heart of the breadboard-mounted control center is a small slow-speed timing motor driving a bank of four cams. The programmed cams momentarily deactivate a like number of closed Micro Switches at the rate of about one blink every  $\frac{3}{4}$  second. The cams are positioned on their shafts so that each  $\frac{1}{4}$  revolution of the 20-rpm motor actuates a different switch. Four separate circuits are used to achieve the animated effect; hence the four Micro Switches.

Multiples of regular outdoor Christmas-tree light strings comprise the circuits, but each circuit must contain the same number of bulbs. The lights are arranged on the house so that every fourth bulb is connected to the same circuit. Simply put, when connected in series with the appropriate Micro Switch, the result is that three adjacent circuits are energized simultaneously, while the fourth is, for a split second, de-energized. As successive switches are actuated, the pattern of light and darkness repeatedly advances along chain of bulbs in a rippling fashion.

Ideally, of course, the light sockets should first be mounted and spaced uniformly on wooden strips such as lath to simplify "stringing" the



Light strings are plugged into four base sockets (C) of cam-and-switch bank (B). Power is brought to male connector (A).



Parts of four low-cost switch banks are used to rig one unit with four same-size cams which trigger the Micro Switches.

lights along the eaves. Keep the lights close together and use lots of them for the most impressive display.

The switch-bank-and-motor combination shown is a unit I modified after purchasing it from Newark Electronics, 500 North Pulaski Rd., Chicago, Ill. 60624. By employing a motor of different speed, the pace of the light movement can be altered accordingly.—Charles Oswald.

Материал, защищенный авторским правом



QUICKIE PROJECT


# Nifty wine rack holds 12 bottles



Cut cardboard tubes with a fine-tooth saw, sand edges and coat with clear sealer.

3/8 x 14 x 19" PLYWOOD BACK

2 x 12" 12-1/4" LONG



A few hours are all it takes to complete this attractive honey-combed rack and stock it with 12 bottles of your favorite wines—it's that simple. The original, designed by Louisiana-Pacific Co., was made of 2-in. California redwood, traditionally a "wine wood." It's designed to accommodate 4-in.-dia. sections of a fiberboard rug tube, usually free from carpet shops. The sections can be cut to fit flush with the front or slightly recessed, and are glued in place. The 3/8-in. dowels poke through the rounded corners, adding to the rugged good looks. The 3/8-in. back merely caps the edges. ★ ★ ★

# NOW! Your home workshop can pay off

## BIG...


This one power-fed tool saws, planes & molds in one fast operation.



ONLY THE Belsaw WILL ... RIP Power-feed Rip Saw

MOLD Power-feed Molder

PLANE Power-feed Planer



separately... or All in One Operation... — a real money-maker for you!

## your own Part time or full time - BUSINESS right at home

Men and women everywhere are using this low-cost powerfeed machine to start and build their own new businesses... and YOU can do the same. Supply lumber yards, contractors and carpenters in your area with door and window trim... base shoe... bed mold... cove and quarter round... ALL of their trim. You can sell picture frame to lumber yards, paint stores, department stores... and direct to users.

Read what these Belsaw owners say!

"I've been a planer man 44 years and now retired. The Belsaw has earned me \$60,000 in eleven years with the only expense being \$7.50. For the initial cost, it's the best investment I ever made."

Robert Sawyer — Roseburg, Oregon

"This machine pays for itself making money out of scrap boards. It is a very well built machine and I confess it is more than I really expected for the price. It does everything you say it will."

Stephen Schultz — Orangeville, Penna.

"I bought a batch of walnut in the rough, and after planing it on the Belsaw I figured I saved enough money to pay for two-thirds the cost of the Planer. It really does a good job."

R. S. Clark — Springfield, Ohio

"I make furniture, grandfather clocks and many other things. My Belsaw does nice work and I couldn't do my job without it. I really like it."

W. W. Robinson — Flat Rock, Illinois

...and from this well known authority —

"I recommend the Belsaw as the most useful shop tool any craftsman could own. We use one every day in the Workbench model shop... couldn't get along without it."

Jay Hedden, Editor Workbench Magazine

Only complete workshop tool of its kind in the world turns rough lumber into finished stock.

The BELSAW Planer/Molder/Saw is a versatile piece of machinery. It turns out profitable precision molding, trim, flooring, furniture... in all popular patterns. Rips, planes, molds separately... or all at once. Used by individual home craftsman, cabinet and picture framing shops, lumber yards, contractors and carpenters.

No previous experience necessary

Never before has there been a three-way, heavy-duty woodworker that does so many jobs for so little cost. Saws to width, planes to desired thickness, and molds to any choice of patterns. Cuts any molding pattern you desire. Provides trouble-free performance. And is so simple to operate even beginners can use it!

Let Belsaw prove YOU can do it, too!

Try it in YOUR Shop... on our 30-DAY FREE TRIAL

No Obligation and No Salesman Will Call.

RUSH COUPON TODAY!

BELSAW POWER TOOLS CO. 906V Field Bldg. Kansas City, Mo. 64111



BELSAW POWER TOOLS 906V Field Bldg., Kansas City, Mo. 64111

Please send me complete facts about PLANER - MOLDER - SAW and details about 30-day trial offer.

I understand there is no obligation and that no salesman will call.

Name \_\_\_\_\_  
 Address \_\_\_\_\_  
 City \_\_\_\_\_  
 State \_\_\_\_\_ Zip \_\_\_\_\_

Importer to you  
Low Prices!

# SAVE ON... ACCORDIONS

STANDARD AND ELECTRONIC



Buy Direct from Importer. Big selection—over 40 models in wide choice colors, sizes, switches, most wanted features. Famous makes—the favorites of students, teachers, professionals. Save — no middleman profit! 5 Day Trial — try before you buy! Easy terms. Trades welcome. Satisfaction assured. Write today.

Low Down Payment — EASY TERMS  
**FREE** Color catalogs and "Direct" Price List

Accordion Corp. of America — Dept. R-115  
5535 Belmont Avenue, Chicago, Ill. 60641  
Send FREE CATALOGS and Special Prices  
Also send information on  
 Hohner "button" Accordions  
 Cordovox  Accordion Amps  
Name \_\_\_\_\_  
Address \_\_\_\_\_  
City \_\_\_\_\_ State \_\_\_\_\_ Zip \_\_\_\_\_  
 Check if you have a Trade-in!

**5 DAY HOME TRIAL**  
—try before you buy

# inventors

...Manufacturers Need  
New Products

If you have an idea for a new product, or a way to make an old product better, contact us, "the idea people." We'll develop your idea, introduce it to industry, negotiate for cash sale or licensing.

Send for our FREE "Invention Kit." It has a special "Invention Record Form," an important brochure, "Your Invention — Its Development, Protection & Marketing," and a Directory of 500 Corporations Seeking New Products. You'll learn how ideas become a reality!

**RAYMOND LEE ORGANIZATION**  
230 Park Ave. No., New York, N.Y. 10017

I'd like to find out how to take action on my idea. Send Free "Invention Kit No. A-12"



Name \_\_\_\_\_ Please Print  
Address \_\_\_\_\_  
City \_\_\_\_\_ State \_\_\_\_\_ Zip \_\_\_\_\_

SAN FRANCISCO LOS ANGELES TORONTO VANCOUVER DENVER CHICAGO

## FIND BURIED TREASURE

Powerful electronic detector finds buried gold, silver coins, etc. Write or call for free catalog. Dealer inquiries invited.



Financing Available  
Phone day - night (713) 682-2728  
**RELCO, Dept. DD 62**

BOX 10839, HOUSTON, TEX. 77018

## Repair any watch

... LEARN AT HOME

Unique Sweeney System develops your watch repair skills step by step at home in spare time. No previous experience needed. Low tuition. Free sample lesson and full information.

**CHICAGO SCHOOL OF WATCHMAKING**  
Dept. 1115, Fox River Grove, Ill. 60021



## NEW SUPER TRYKE

8 H.P. KIT PRICE \$399.95



**NEW 10 H.P.**  
electric start  
standard  
**\$569.95**

HEALD'S NEW "SUPER TRYKE" has full suspension front and rear, large 21" dia. x 12" wide ATV tires and new 10 H.P. 399cc Briggs & Stratton Synchro Balanced Engine. Torque Converter drives differential rear axle through #40 chain. Options include electric start, front ski, lights, roll bar, spark arrester muffler. Tryke comes in easy-to-build semi-kit form. 8 H.P. base kit price \$399.95.

FOR MORE INFORMATION WRITE  
**HEALD INC., Dept. PM-11, P.O. Box 1148,**  
Benton Harbor, Michigan 49022

**FREE CATALOG**



Send for New 1976

# WOOD and woodshop supplies CATALOG

New MINI-DOLLHOUSE FURNITURE KITS — NEW MINI-LATHE

Fine domestic and imported Hardwoods... dimensions, blocks, plywoods. Everything for your shop... hand and power tools, upholstery and lamp supplies, cabinet hardware, clock and inlay picture kits, much more - in stock. For catalog send 50¢ for handling, postage to:

**CRAFTSMAN WOOD SERVICE** Dept. A115, 2729 South Mary Street Chicago, Illinois 60608

# DRAFTING PAYS BIG!



U.S. Labor Dept. says "42% more Draftsmen needed in next 10 years." Easy home-study plan guides you. Send for FREE "Drafting Career Kit."

APPROVED FOR VETERANS.

NAME \_\_\_\_\_ AGE \_\_\_\_\_  
ADDRESS \_\_\_\_\_

CITY \_\_\_\_\_ STATE \_\_\_\_\_ ZIP \_\_\_\_\_  
**NORTH AMERICAN SCHOOL OF DRAFTING, Dept. PBOAS**  
Specialized National Home Study School, 4500 Campus Dr., Newport Beach, Calif. 92663



## BUILD THESE BEAUTIFUL CLOCKS



NOW AT BIG SAVINGS!

Send just \$1 for plans & instructions to build choice of: (A) Grandfather, (B) Steeple, (C) grandmother—plus information-packed catalog of movements, dials, parts & kits to build these & 16 other fine clocks. All 3 plans—\$2.50. Catalog alone—25¢.

**MASON & SULLIVAN COMPANY**  
Dept. PM Osterville, Mass. 02655

## WHAT'S HE DOING!

Making a Concrete Flower Pot! ... and SO CAN YOU!



Make and sell your own Ornamental Concrete items. Rush \$3.00 for Book about Aluminum Molds with prices and production trade secrets direct from world's largest mold manufacturer. Over 350 designs to select from.

Send \$3.00 **CONCRETE MACHINERY COMPANY**  
Today To → P.O. BOX A99 - HICKORY, N.C. 28601

## PRESCRIPTION EYEGLASSES BY MAIL



direct from manufacturer

Your own doctor's prescription will be filled, or your present lenses duplicated. The latest fashions. All types of lenses available. Accuracy and perfect fit absolutely guaranteed.

SEND FOR FREE FAMILY CATALOG, TODAY!  
Est. 1959

**PRISM OPTICAL INC.**  
Dept. M-34 135 West 41st St., N. Y., N. Y. 10036



Send 25¢ for Catalog

**TOOL CHESTS of the HIGHEST QUALITY for your PRECISION TOOLS..**  
**GERSTNER TOOL CHESTS**  
Dept. K5 20 Cincinnati Street Dayton, Ohio 45407

## LOCKSMITHING & Key Making

PRACTICAL UP-TO-DATE COURSE — ONLY \$7.95

Teaches you how to pick locks, de-code, make master keys, repair, install, service, etc. New self-instruction lessons for every handyman, homeowner, carpenter, mechanic, service station operator, fix-it shop, hardware dealer, gunsmith. 53 easy, illustrated lessons. Full price only \$7.95 postpaid. Satisfaction or refund guaranteed. Mail order today!



**Nelson-Hall Inc., Dept. 6LT-2**  
325 W. Jackson Blvd., Chicago 60606

## WHY NOT MAKE MONEY WHILE LEARNING TO UPHOLSTER THIS CHAIR?

SEND FOR FREE BOOKLET that tells how you can EARN AND LEARN AT HOME! 32 pages, 89 color illustrations describe both the training and the trade opportunities open to you now. No obligation. No salesman will call.

**UPHOLSTERY & DECORATING SCHOOL**  
Div. Technical Home Study Schools,  
Dept. 5110-115, Little Falls, N.J. 07424



## BASEMENT TOILET

Flushes up to existing sewer or septic tank by powerful, self-contained pump operated by normal water pressure. No digging up floors. Clog resistant, easily installed. Make basement into game room, den, apartment with private bath. Financing available. Write for free literature. Dealer inquiries invited.  
**SANDERS, Dept. J-25** Box 92102, Houston, Tx 77206.



## "SAVE YOUR HEART" with a STAIR-GLIDE®

stairway elevator RENTAL-PURCHASE Program Available

Installs easily. No marring walls. Shipped from factory in 4 days. STAIR-GLIDE... #1 selling stairway elevator!

WRITE FOR FREE BROCHURE AND NAME OF DEALER NEAREST YOU

**AMERICAN STAIR-GLIDE® CORP.**  
4001 E. 138, Dept. POP115  
Grandview, Mo. 64030



## 115 VAC OUTLET TESTER

This reliable checker simply plugs into 3-wire AC outlet. Pattern of lights tests 7-ways. Instructions on checker. No shock danger. A must for every home or tradesman. Only \$7.95 PP. 2-wire adapter for \$7.50.



**ALCO** Box 568-PM-75, Lawrence, Ma. 01842

## At Last a New Amazingly Simple GAS TURBINE JET ENGINE

Build from easy to follow plans. Length 15". Dia. 8 1/2". Wt. 15 lbs. Fuel: Gasoline or Kero. "Screaming Demon" develops 20 H.P. Ideal project for serious-minded hobbyists, students, scientific and industrial arts classes. Make on 9" metal cutting lathe with milling attachment. For use on small racing boats, midjet cars, etc. Full size assembly drawings with critical dimensions, bill of materials and photos. P.P. to \$5.00. No S.C.R.



Cash in on these days of fear...

# BE A LOCKSMITH!

The demand for skilled locksmiths has never been higher...the pay has never been better and the way to learn has never been easier.

**WITH OUR TRAINING  
YOU CAN SUCCEED . . . HERE'S PROOF:**



**E. Simmons-E1, Bronx, N.Y.**

"The Locksmithing Institute is the greatest! My instructors were superb! While training I earned \$400 and now make between \$25 and \$30 more a week part-time!"

**Roy H. Johnston, The Pas, Man., Can.**

"I enrolled in the Locksmithing Institute to prepare for retirement and as a part-time supplement to my present job. I think your course is TERRIFIC!"



**Pablo Rosario, Rio Piedras, P.R.**

"Even with the great distance between the school and my home, the study material reached me on time. Thanks to the Institute and my instructor for their assistance."

**John A. Archer, Jackson, Miss.**

"After reading information on space and depth keys, I went to my machine and cut keys...they all came out beautifully! Thanks for the warm and friendly instruction."



**Chris Specker, Indianapolis, Ind.**

"While training I earned \$100 and now earn approximately \$75 a month part-time. The cooperation and assistance provided by the instructor was very good."

**Bert DeMott, Clio, Mich.**

"Am now earning about \$50 a week part-time and gaining every week as I become better known. Am constructing a building 20' by 30' for my shop."



★ **Newspaper headlines tell the story.**



Pick up a paper any day. Burglary, housebreaking, vandalized homes—no wonder America is locked up tighter than ever before. And there are more homes, more stores and factories, more hotels, more cars, and more people. And that means more keys and locks.

★ **Earn as much as \$10 an hour—or more.**



Today a trained locksmith can just about write his own ticket. Earn as much as he wants to work. Earn in his spare time, in a business of his own, or in a highly-paid position with someone else. Earn in almost any part of the country he wishes to live.

★ **Learn at home—earn as you learn.**



Let Locksmithing Institute show you absolutely free how you can qualify for this exciting, action field. Mail the coupon below. It will bring you full details about the fast, easy course that trains you by "doing" for this highly-paid profession. See how you can learn at home, in your spare time, even while you hold down your present job. See how the key-making machine and complete set of tools included with the course can put you in business earning money right while you are learning.

★ **The fast way to success . . . independence.**



From the start you get practical experience doing real jobs on car locks, home locks, padlocks, and safes. Within six months you can be on the road to complete independence—no more low wages, layoffs. Don't you owe it to yourself to get the facts today? Use coupon below for free information. No salesman will call. You and you alone can make your decision based on the straight-forward facts you will receive.

## LOCKSMITHING INSTITUTE

Dept. 1110-115

Division of Technical Home Study Schools

Little Falls, New Jersey 07424

LICENSED BY STATE OF NEW JERSEY. ACCREDITED MEMBER NATIONAL HOME STUDY COUNCIL. STATE APPROVED DIPLOMA. APPROVED FOR VETERANS TRAINING.

### 306 Pieces of Equipment

The locks, picks and tools you'll use in your course and in your future profession.



Plus This Professional Key Machine . . .

For quick money-making now and for years to come.

All Included With Your Locksmithing Institute Course



Special Instruction in Electronic Burglar Alarm Security Systems at no extra cost if you act now.



**FREE BOOKLET**

### LOCKSMITHING INSTITUTE

Technical Home Study Schools

Little Falls, New Jersey 07424

YES, rush me your free "Opportunities in Locksmithing", plus full details on money-making opportunities, key machine and tools, sample lesson pages, tuition and easy payment plans.

**NO OBLIGATION . . .  
NO SALESMAN WILL EVER CALL**

Name \_\_\_\_\_

Address \_\_\_\_\_

City \_\_\_\_\_

State \_\_\_\_\_ Zip \_\_\_\_\_

Check here for information on Veteran Benefits.

Dept. 1110-115

# The Bargain Hunter



CARPET DETERGER



UPHOLSTERY DETERGER



WALL DETERGER

## YOU CAN PROFIT from the growing demand for on-location cleaning.

You offer a service everybody needs... work part time or full time... own your own equipment... keep all you earn... start with just a small investment... and we help you every step of the way!

As a Von Schrader Associate, you have a complete plan for success. And right at the time when a fine opportunity couldn't be more welcome!

### The way to independence

Have a profitable business of your own. Instead of working all your life for someone else and staying tied down, you can control your income. Make it grow bigger month by month, year by year. And you can start without leaving your present job! What would you think of a business that offers something everyone needs? Well, that's what Von Schrader does offer. As a Von Schrader Associate, you have all of these advantages:

- Demand for the service is repetitive and fast growing.
- No overhead—work out of your home.
- Set your own hours; hire help as needed.
- Everything you earn will be yours (no fees, dues or royalties).
- No special skills, education or experience needed.
- You receive free training and counsel.
- Your investment is unbelievably small.

### Excellent income

These days, homes, businesses and public places everywhere have wall-to-wall carpeting. And walls and ceilings. All can be cleaned on-location beautifully and profitably with Von Schrader Detergers.

It's true! Unlimited opportunity is waiting for you as a Von Schrader Associate. How much you earn depends almost entirely upon the time and effort you put into it.

### Your own boss!

Von Schrader Associates aren't dealers, licensees, franchisers, contractors or lessees. They pay no dues, fees or royalties. They work full or part time, as they wish, with their own Deterger(s).

### We back you 100%

We help you reach your full potential. We show you how to get customers and provide advertising materials and literature with each Deterger. Our counsel is yours at no cost—now, later, always.

### Remarkably small investment

Start your on-location cleaning service for much less than you imagined. Our complete, free booklet shows you how

you can take advantage of an opportunity you can't duplicate anywhere else. Anyone can get professional results with proven, high-quality Von Schrader Detergers. Simple in design, they're easy to operate, give quick results. Each Deterger includes all necessary accessories and a supply of cleaning materials. Many Associates start with one Deterger and then, as business grows, get all three.

### Success speaks for itself!

If you were to meet a few of our Associates, you'd see their enthusiasm. Hear them tell of their success and personal satisfaction. You'd learn how many have expanded into a complete on-location cleaning service. And how they've become financially independent.

Find out how you can do the same. Take that important first step right now. Mail the coupon today. You've nothing to lose and everything to gain.



Take that first step! Mail coupon for free booklet with all the facts!

Read about the big demand for on-location cleaning, see why Von Schrader Detergers are the finest of their kind, how easy they are to operate. Learn how other men have become finan-

cially independent, how we help you every step of the way.

Extra! Special Recorded Message included with booklet! Listen as Francis Von Schrader talks to you personally about your growing future using Von Schrader Detergers.

### VON SCHRADER company

40 years of helping people earn good money  
10116 Place, Racine, Wisconsin 53403

Please send free complete information on Von Schrader Detergers.  
(No salesman is to call)

Name \_\_\_\_\_  
Street \_\_\_\_\_  
City \_\_\_\_\_  
State \_\_\_\_\_ Zip \_\_\_\_\_

## Double Fireplace Heat Output



THERMOGRATE converts your fireplace to circulating heater. Reduces heat loss up the chimney. Up to 40,000 BTU/hr. with aux. blower. Ideal for emergency heating. Easy to install. No tools required. 20 models insure fit.

SAVES FUEL  
CUTS HEATING COSTS

Write:  
Dept. M  
51 Iona Lane  
St. Paul, Minn. 55117

**Thermograte**

Welded Construction • Heavy Gauge Steel

### MAKE TIFFANY-TYPE LAMPS

Revolutionary new method. Cartoon design printed on molded form, matching paper patterns, instructions. Many old designs... At most stained glass dealers. Information:

H. L. WORDEN, Granger, WA 98532



**DISCOUNT SALE \$9.95**

**AIR PISTOL \$7.95**

IMPROVED MODEL. Built to last a Lifetime. Shoots both pellets and darts. This fine, well made .177 cal. German air pistol is just the ticket for target or Varmints. Accurate. No CO2 cartridges to replace, either. Once in a lifetime bargain. Order several. Only \$7.95

Secret Holder, \$2.95 ppd. • 600 Deluxe Pellets, \$2.40 ppd.

20 Deluxe .177 cal. Steel Darts, \$2.00 ppd.

**AIR PISTOL**, Dept. PM-11

4535 Huntington Dr., So., Los Angeles, Calif. 90032



**NEW**

**100 PAGE CLOCK BOOK**



Send Only 50¢ Today For Our **CRAFT CLOCK CATALOG**

**CRAFT PRODUCTS**

Dept. 1, Elmhurst, Illinois 60126

Our new fully illustrated catalog contains 100 pages—the largest selection of fine clock building merchandise ever offered.

There are 30 different patterns for clock cases, 10 types of hardwood trim moldings, a variety of solid brass hardware and excellent wood finishes. You can choose from 74 dials and 100 clock movements. Then there are hardwood clock kits which are precision cut and fitted.

There are patterns for barometers and musical projects and a good selection of barometer fit-ups and superb Swiss music box movements.

Whether you order a simple electric clock movement for as little as \$6.00 or the world's largest tubular chime movement for a little over \$1,000.00, you will obtain top quality at the lowest prices.

## PLAY GUITAR IN 7 DAYS OR MONEY BACK



In this Special Introductory offer you get all this: TOP GUITARIST ED SALLI'S famous 40-minute secret system worth \$4.00 which shows you how to play a beautiful song the first day and any song by ear or note in seven days! Contains 52 phonics, 87 finger placing charts, etc., plus 119 popular and western songs (words and music); a \$1.00 Chord Finder of all the chords used in popular music; a \$1.00 Guitarist's Book of Knowledge; and the extra special \$1.00 value NEW wicker size Tuning Device for tuning any guitar by ear.

Total Value \$9.00—Now **\$3.98** SEND NO MONEY!

Just send your name and address. On delivery pay (total) \$3.98 plus C.O.D. postage. Or send \$3.98 plus shipping and handling charges with order to save C.O.D. cost. (Sorry, no C.O.D. outside Continental U.S.A.—no mil. with order.) Money Back Guarantee.

ED SALE Studio 134-F, Avon By the Sea, N.J. 07717

## MAKE \$25 to 100 PER HOUR



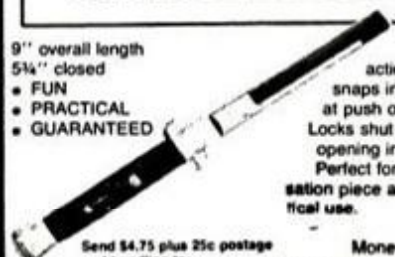
**BADGE-A-MINIT**, a complete badge making system lets you make permanent metal pin back badges for fun or profit.

Badge parts cost pennies, you sell slogan buttons for up to 75c each, photo buttons for up to \$2.50 ea. Get FREE illustrated money making plans by return mail, or send \$34.95 plus \$1.75 for shipping to RPM Assoc. Ltd., Box 618, Dept. PM115, LaSalle, Ill. 61301

Money Back Guarantee

### THE ORIGINAL IMPORTED SWITCH-BLADE COMB

- 9" overall length
- 5 1/4" closed
- FUN
- PRACTICAL
- GUARANTEED



Spring action comb snaps into place at push of button. Locks shut to avoid opening in pocket. Perfect for conversation piece and practical use.

Send \$4.75 plus 25c postage and handling to:

Money back if not completely satisfied.

**EXECUTEK**  
777 South Central Expressway  
Richardson, Texas 75080

### GRANDFATHER CLOCKS

SAVE 50%

BUILD YOUR OWN FROM OUR SEMI-ASSEMBLED CASE KITS

We are the ONLY producer of COMPLETELY HANDCRAFTED semi-assembled clock kits! Major assemblies carefully fitted and joined by experienced cabinetmakers. (No power tools required.)

- Highest quality imported German movements
- Tubular or rod chimes
- Moving moon dials
- Kits for wall & mantel clocks available
- Templates & case plans

Send 50¢ for complete catalog

**H. DeCOVNICK & SON,**  
194 Market Plaza  
P.O. Box 68, Dept. M-115  
Alamo, Calif. 94507




### HOW TO WIN GAMBLING GAMES

Win at dice, roulette, horses, dogs - even with limited capital. Frank B. Flint shows you how to enjoy the good life. Write for free details.

Professional, Box 551PMD11  
Mineola, N.Y. 11501

**FREE FREE**



### FREE! POWERFUL MUSCLES FAST!

Fantastic New Discoveries in the science of bodybuilding. Add inches of powerful muscles to arms, chest, shoulders and legs. Secrets on trimming the waist with ultra-modern methods—fast! Results Guaranteed! Send for free brochure!

Universal Bodybuilding Box 485 Dept. M  
Dearborn, Michigan 48121

### VACUUM BASE SWIVEL VISE



Precision-built professional tool VACUUM base secures to any smooth surface. Universal ball joint swivels to any angle. Ideal for hobbyist and home workshop for that special job. Shipped post paid anywhere in continental U.S.

\$24.95

*General* TOOLING  
Walden, New York 12586

### BURIED TREASURE

Locate from a LONG DISTANCE! with Ultra-Sensitive DIRECTIONAL Locator SEND FOR FREE INFORMATIVE BROCHURE  
**RESEARCH PRODUCTS**  
BOX 13441-AM TAMPA, FLORIDA 33611

### 25 LIVE SEAHORSES 2.98

Kit has two mated pairs of freshly caught sea horses, including ONE PREGNANT MALE, who will give birth to as many as 25 babies. Marine salt, food and instructions included plus a live marine snail. ABOVE KIT WITH CUSTOM AQUARIUM, SEA HORSE TREE, SEASHELLS, CORAL AND SILICA SAND \$5.98  
LARGE DELUXE AQUARIUM AND ALL ABOVE ACCESSORIES WITH 5 MATED PAIRS OF SEA HORSES (2 PREGNANT MALES—OVER 50 SEA HORSES) \$10.95  
All kits sent ppd. Via Air Mail Live Delivery Guaranteed  
Sea Horses, Inc. Dept. PM1175, Box 342096, Coral Gables, FL 33134

### Makes a Great Gift



The amazing, new Thompson "Roto" Scrapper is designed to fit any standard 1/4" or 3/8" drill, the "Roto" Scrapper makes quick easy work out of removing paint, rust, slag and many other coatings from almost any surface, even removes barnacles.

A gift that will make the tough job a little easier to do.

The Thompson Tool Co., Inc.  
1 East Lakeview Drive  
Norwalk, Connecticut 06850

\$9.95 plus 70¢ for postage and handling

Please rush me my Thompson "Roto" Scrapper.

Name \_\_\_\_\_  
Street \_\_\_\_\_  
City \_\_\_\_\_ State \_\_\_\_\_ Zip \_\_\_\_\_

### ClassMansShip

from Elite Enterprises  
100 East Third Street Dept. PM1173  
Cedar Rapids, Minnesota 56401

### Laser 917

The ultimate in a GT sports car kit. Take a VW Beetle and convert it to a GT sports car in 2-3 hours. No welding. No glue. No paint. No electrical work. No tools. No special equipment. No special instructions. No special parts. No special money. No special anything. Just a Laser 917 kit. Put it on your car and drive away in the most exciting and fun street sports car of the times.

Kit to \$495. Kit Plus FREE\* to ship in your state.

Send to: \_\_\_\_\_  
City \_\_\_\_\_ State \_\_\_\_\_ Zip \_\_\_\_\_

Enclosed is \$2.00 for your catalog.  
 Enclosed is \$10.00 for catalog and assembly manual.  
(\*Status while on purchase of a kit)  
(\*\*This information included with \$10.00 catalog and manual)

### If You Want It Done Right, Do-It-Yourself!



FROSTLINE has sew-it-yourself kits for down-filled sleeping bags, parkas, tents, packs and much more. You'll save up to 50% over the cost of comparable ready-made equipment. Easy to follow instructions and a complete money back guarantee.

Send for a Free color catalog today!

*Frostline* kits

Dept. PM115  
452 Burbank  
Broomfield, Colo. 80020

### ATTENTION Shopsmith owners



You qualify for a FREE subscription to SHAVINGS FROM SHOPSMITH, a new bi-monthly publication containing How To articles, Owner stories and information on Shopsmith Accessories.

For your free subscription, write to:



*Shopsmith Inc.*

P.O. Box 32M, Tipp City, Ohio 45371

### YOU CAN TRANSFORM YOUR VW INTO A UNIQUE-PICK UP

**A KIT** HOME INSTALLATION  
One weekend using hand tools • No torch cutting or welding • No mechanical changes required • Detailed instructions • Precision body cutting templates • Factory quality components • Kit includes all needed hardware

**VW ECONOMY WITH PICK-UP VERSATILITY**

### The FLATBACK

**DOMUS** DEPT. PM 312 EAST 17TH  
KANSAS CITY, MO. 64108

SEND \$1 for color brochure & information  
\$5 for installation instructions & templates

BUILD  
YOUR OWN

# Baroness Curio Cabinet

5'8"H x 12"D x 27"W  
13 1/2" Front and Sides

FOR LESS  
THAN \$150

Compare finished  
model at \$395.00

- Solid one-inch Honduras Mahogany
- All mortises and tenons pre-cut.
- All hardware, drawings and easy to follow illustrated instructions included.
- Each piece may be ordered separately.  
(Glass, mirror and light fixture not included).



Build for pleasure or profit!  
Write for free color brochure.



Personal checks accepted. Finished models  
and partially assembled kits available.

**Baroness Curio Cabinet Co.**

Dept. 23 • P.O. Box 9122  
156 Noel Avenue • Mobile, AL 36609  
Visit our plant in historic Mobile.



## Tune your Guitar

like a professional! This new invention is ideal for every guitarist—beginner or accomplished musician. Six precision-tuned reeds make exact tuning, a snap. Just clamp this gadget onto your guitar, then adjust the strings. When the right pitch is reached, the corresponding reed vibrates. Just as simple as that! Ideal for bands or combos. Tunes all instruments to exactly same pitch. Only \$6.95 plus 65¢ shipping and handling. Money back guarantee. **ED SALE Studio 834-A, Avon By the Sea, N.J. 07717**

## "LISTEN IN" TO POLICE-FIRE RADIO CALLS IN YOUR CAR!

WORKS WITH ANY CAR—Portable or HOME RADIO! Just PLUGS IN—No wiring—3 minute hookup! switches instantly from regular radio to ALL POLICE—FIRE—EMERGENCY—TAXI—STATE-GOV'T 2 way radio call! Works Everywhere—Anytime! Dual Band 36-49 & 150-175 MHz. (cash Ck M.O.) and pay postman \$19.95 COD post. age or send \$14.99 for PPD Del in USA. COMPLETE with Antenna and Plug in to use with ANY Home or Portable Radio! Full instructions—1 year Service Warranty—10 DAY MONEY BACK TRIAL—SOLD ONLY Direct from Factory—WESTERN RADIO DEPT. BPM-11, KEARNEY, NEBR. 68647



## EXTRA MONEY

\$30 to \$50

A DAY

Operate a community sharpening service with an investment of \$150. Work from your basement or garage. Our manual guides you in professional methods of grinding, of business promotion and in pricing your work.

- Hand Saws • Circular Saws • Knives • Chain Saws
- Scissors • Pinking Shears • Clipper Blades
- Planer and Dado Blades • Mower Blades

John Rodock says: "Thanks for shipping Model 331. It has paid for itself many times since I purchased it. Please send latest price list on grinding wheels."

154-A Oliver St.  
TREYCO North Tonawanda, N.Y. 14120

**START NOW...WRITE TODAY**

## FIX LAWN MOWERS



FOR FUN & PROFIT! Fascinating new Handbook by F. Peterson gives you the knowledge skilled mechanics learn. OVER 125 ILLUSTRATIONS show how to trouble shoot, repair carburetors, engines, balance and sharpen blades, etc. Exploded drawings are extensively used. INSTRUCTIONS COVER reel, rotary and rider mowers, preventive and routine maintenance, how to identify brand names, where to obtain replacement parts. How to buy and use a lawn mower. Friends gladly pay \$10 to \$50 to fix their lawn mowers. Try the HANDBOOK OF LAWN MOWER REPAIR. Rush only \$7.95 plus 50¢ handling on 10-day money-back guarantee.

**EMERSON BOOKS, INC. Dept. 580B**  
Reynolds Lane, Buchanan, New York 10511

## SILVO (BRAND NAME) TOOL CATALOG

Thousands of Exciting Tool Values! Stanley, Skil, Millers Falls, Wellsaw, Dremel, Disston, Helios, Speedy Sprayers, Plumb, Kennedy, Huot, Rockwell, Channellock, Crescent, Vise-Grip, Ridgid, Unimat, Audel Books, Nicholson, General, Indestro, Xacto, Wiss, Pony Clamps, Wen, and many other Nationally Advertised brands of Tools & Supplies. We ship Coast to Coast at prices hard to beat. Send \$1.00 for our big 168 page tool catalog today.

**SILVO HARDWARE CO.**

107 Walnut St., Dept. PM-11, Phila., Pa. 19108

## PRECISION TOOL HANDLE FOR INJECTOR RAZOR BLADES



\$2.25

plus 30¢ post.

**RAZOSHARP®**

U.S. Pat. 3,608, 195

IDEAL POCKET KNIFE—EXCELLENT OFFICE AND HOUSEHOLD UTILITY TOOL—Only holder to use standard injector type razor blades. Only holder allowing for varying blade length exposure and for complete blade sheathing and protection. Only razor blade holder to give precision tool feel.

**ALWAYS RAZOR SHARP**—When blade dulls—pop in new blade. Re-use injector type razor blades. **SHAVE and SAVE.** Inexpensive injector razor blades always available. Excellent for cutting clippins, cardboard trimming. Ideal for opening packages, cartons, boxes, blister and shrink packs. Use for carving, whittling, sharpening, erasing, etc. Shape blade to suit use. Nothing to break or wear out.

**UNCONDITIONALLY GUARANTEED**

Extra uncut injector blades are \$4.50 per 100. Cut injector blades are \$8.00 per 100 blades.

**RAZOSHARP Dept. A-11**

421 Stockholm St., Bklyn., N.Y. 11237

## "The Answer To Inflation"

Fight the high cost of living by making more dollars in your spare time. You can earn \$20.00 an hour or more following our simple instructions. Hundreds of prospects await in your schools, church groups, civic organizations. Find new ideas for making money moon-lighting. Write for FREE catalog and FREE GIFT today.

**SKILL-CRAFT, Dept. PM**

P.O. Box 13201, Columbus, O 43213

## AUDIO PROGRAM CONTROL CENTER



\$14.95 PPD. USA

10 inputs, 4 outputs. Switch TV, Short-Wave, Ham, FM to Stereo Amplifier & Recorder. Listen & Record.

**POWERCOM CORPORATION**

Box 454 Dept 7 Troy, N.Y. USA 12181

## NEW! Wooden Toy Train

Over 2 feet long with ten handcrafted cars.

A \$10.00 Value **\$3.95**

Calif. Residents  
Add 2¢ cents.  
Sales Tax

**NOW ONLY**

It's safe and educational. All wooden parts complete with everything you need for quick and easy assembly. Fun to build. Even a child can do it. Your order shipped postpaid same day. Send for new free catalog.

**California Wood**

Box 541, San Luis Obispo  
CA 93406, Attn: Mike

## FREE WINDPOWER HEAT



cuts fuel bills, beats shortages. New, enlarged encyclopedic windmill/generator report deals not in theories, plans or experiments, but gives sources, capacities, specifications, instructions and actual costs of equipment you can buy today.

Only \$2.98. Also Henry Clews' authoritative Electric Power from the Wind: \$2. Both for \$4.49. And famous Dwyer precision portable wind speed indicator: \$6.95. All three \$9.98. Shipped postpaid promptly on MONEY BACK GUARANTEE.

**ENERGY UNLIMITED, Dept. 55B**

219 Thorndike St., Palmer, Mass. 01069



**Universal Router/Shaper Table**—Ideal for shaping and jointing small materials that are normally difficult to handle. Build picture frames, plaques, or easily add a decorative touch to moldings. Features miter gauge for safe cutting at any angle. Accepts most router Skil, B&D, Stanley or Rockwell

— Add \$2.50 for shipping — Reg. \$16.95  
71025-537 P—7 lbs. .... Special—\$10.98

## LICKITY SPLITTER

**ENDS WOOD SPLITTING DRUDGERY**  
New low cost COMPACT MODEL... for farmers, camps, cottagers. 10 ton ram, 2 cycles per min., splits logs 25" x 18". Carried in car trunk, placed upright or hung for storage. For details write:

295 lbs.  
with gas and oil

**PIQUA ENGINEERING, INC., Dept. P, Box 605 Piqua, O. 45356**

## ORIGINAL W.W.II HELMET

(NOT A REPLICA)



**\$19.95**

PLUS \$2.00  
POSTAGE &  
HANDLING

OVER 10,000 ITEMS IN STOCK COLLECTORS! OVER 10,000 ITEMS IN STOCK

Helmets, Uniforms, Bayonets etc. FREE CATALOG  
**UNIQUE IMPORTS, INC. Dept. PM1**  
610 Franklin St., Alexandria, VA 22314



## WOODEN TOY CLASSICS

Build this 1894 Renault and five other classics: Stanley Steamer, Ford Quadricycle, Winton, Thomas and Mercer Huculocout from detailed wood-working plans. Cars measure 6 to 12 inches long. Free catalog with order. \$2.00 post.

(Cal. residents add 12¢ sales tax)  
Catalog of more than 50 wooden toy plans, kits, tool-making supplies, and ideas! 50¢

**LOVE-BUILT Toys & Crafts, 3517 Camby Rd.**

P.O. Box 769, Dept. PB11, Antioch, California 94509



## PORTABLE STEAM CLEANER

Steam in 60 seconds

**CLEAN:**

Engines, Air Filters, Lawn mowers, 3 year guarantee on fire box, coils. Use: liquid soap, propane fired. Weight 120 lbs. Auxiliary pump required on low water pressure.

**WEDCO MFG. INC., Dept. M-6,**  
Scott Lane-Box D, Jackson, Wyo. 83001

## Make your own realistic



## WALL BRICKS

from plaster of paris. Dozens of uses. Artificial fireplaces, walls, etc. Finished bricks look real, but only 1/2" thick. Decorate and glue on. Two moulds, makes ten bricks at once. Complete directions included. Guaranteed. \$4.95 to

ASSOCIATES, 601 S. BUSEY, URBANA, IL 61801



## LIGHT UP YOUR TROUBLES

The new mini trouble light is a great way to lighten up any problem. A great accessory for car, boat or snowmobile. 10 foot cord.

Mini light stores easily because it is wound on the exclusive Cord-A-Way Money Back Guarantee

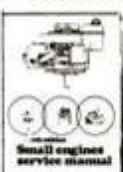
Available with either alligator clips or cigarette lighter adapter. **\$4.49**

Plus 50¢ postage.

**CORD-A-WAY INC.**

P.O. Box 1186  
Minneapolis, MN 55441

## Small Engines Service Manual



Tells and Shows You How to Fix Small Gas Engines on - LAWN MOWERS, Garden Tractors and Tillers, and Power Equipment.

Repair your own gas engines. Make Money repairing for others. New 10th edition gives complete information on repairing small gas engines under 15 cu. in. Only universal repair book of its kind. Information on all major manufacturers' engines. Authoritative section on gas engine fundamentals. Trouble shooting and servicing of ignition and carburetor equipment. Illustrated with hundreds of clear and concise exploded drawings. Over 300 pages with practical down-to-earth information for mechanics, and easy enough for a beginner to follow. Satisfaction Guaranteed or Money Back.

New 10th Edition \$7.95

Send Check or Money order with order and we send postpaid.

TECHNICAL PUBLICATIONS Div., Dept. PM-1175  
1014 Wyandotte, Kansas City, Mo. 64105

## 110 VOLT A.C. GENERATORS

60 cycles, 3000 watts. Wt. 27 pounds, 5"x10" Fanbelt driven from car or pickup. Operates T.V. All power tools. Over 13,000 in service. This is our 25th year. Guaranteed 6 months. \$115.50 Postpaid while supply lasts. Our X1200-watt generator needs no battery. Special price—\$105.00 Postpaid.

Virden Perma-Bilt, P.O. Box 7160 PM,  
2821 Mays, Amarillo, Texas 79109

## MILITARY STUFF

1000's of new things, uniforms, medals, boots, chutes, surplus items, patches. Send 50¢ (\$1 for "rush" Air Mail) for 65 page catalog to KEN NOLAN, HQ 1, 16901 Milliken, Irvine, Calif. 92705.

## "NEW HYDRAULIC JACKS FOR SALE"

\$1,000,000.00 Worth of new hydraulic jacks at our disposal. Compare our prices and guarantee! EXAMPLE: A 1 1/2 ton service jack with a 6 month guarantee costs you \$152.80. (WE PAY SHIPPING) For more information write or call.

THE HOUSE OF HYDRAULICS  
24 LINCOLN AVE.  
LITTLE FALLS, NEW JERSEY 07424 201-785-3725



## VENEERING MADE EASY

Learn how to create beautifully veneered furniture, bond exotic veneers simply, instantly. Catalog shows simplified contact cement method that you learn fast. 90 varieties world's rarest veneers, pre-jointed veneers, checkerboards, broad choice wood band & art inlays. Illustrated in full color — at reasonable prices. Send for free catalog now!

MORGAN VENEERS, Dept. PO1K26  
Box 18169, Louisville, Ky. 40218



## 3 MODELS \$56.50-\$59.50-\$67.50

Efficient proven designs use 1', 1 1/2' or 2' logs. Internal heat circulating baffles. Rugged cast iron parts. Adjustable secondary combustion control. Adapts to chimney, fireplace. Three year guarantee. Shipped UPS.

YANKEE WOODSTOVES  
Cross St., Bennington, NH 03442

## NO GASOLINE!

Run your car, truck, tractor, boat or generator on wood scraps, coal, charcoal... a nitrocellulose catalytic material! Proven in hundreds of thousands of vehicles during World War II! Guaranteed!

FREE DETAILS Write JEROME AMES  
16503 STOUT Dept. PM  
DETROIT, MICH. 48219

## BUY STAINED GLASS SUPPLIES DIRECT FROM MANUFACTURER

Came Leads, Glass, Solder and Tools! Everything you need for the professional or beginner. Wide selection of tools and materials with instructions all in our exciting new catalog. Send 50¢ for your copy today. Satisfaction guaranteed.  
CORAN-SHOLES INDUSTRIES  
509 E. 2nd St., Dept. M2, So. Boston, Mass. 02127  
(617) 268-3780



## WINDWATCH™ ANEMOMETER—WIND VANE \$22.95



Neon lights in indoor indicator show wind speed and direction. Decorative indicator with gold dial in dark mahogany case. Designed for deck or wall mount. Outdoor instruments of durable aluminum with electrical parts enclosed in rigid vinyl housings. Easy to assemble and install. Attach directly to roof or pole. Comes with wire and materials for installation up to 60 feet. Use regular 120V AC. Unique low amp circuit assures absolute safety. A fascinating addition to any home. Five years guarantee. 15 day trial. Satisfaction or money back. Only \$22.95 postpaid.

WINDWATCH Dept. F4 104 Heilmann  
San Antonio, Texas 78205

## WINDMILLS

Send \$1.00 (refundable) for our catalog which contains information on pumping windmills, towers, wind generators, hand & windmill pumps, repair parts, prices and more. Our "Baker" windmills have been harnessing the wind for nearly 100 years.

O'BROCK WINDMILL SALES  
Box PM-2  
North Benton, Ohio 44449



## THROTTLE-SPEED CONTROL \$18.95 P. PD.

A quality manual speed control at the lowest prices. You can enjoy luxury driving and benefit from a terrific 15% saving on gas. Safe, system will not operate if electrical system or stoplights burnout. Just a touch of the illuminated switch turns it on. A touch of the brake pedal releases it. 45 min. installation time, out of the way on engine-side firewall. Guaranteed. Fits all 12V. cars and trucks. Send to PERFORMANCE  
Box 129, 422 Sanford Rd., Westport, Mass. 02790

U.S. SURPLUS HIGH SPEED ROTARY FILES! Hardened Steel. For filing, drilling, milling, carving, routing any metal or wood. Cutting edges from 1/4" to 1", shanks all 1/4". Brand new, in air-tight G.I. packs. Export order add \$1.

32-Tool Set, G.I. cost \$265.00, now ...	\$18.00
14-Tool Set, G.I. cost \$109.00, now ...	\$12.00
Save Even More, Both Sets now ...	\$25.00
Two \$25 Sets (Limited Time) ...	\$40.00
100% Guaranteed. We pay the postage.	

U.S. SURPLUS CENTER, Dept. 503  
715 Camden, San Antonio, Texas 78215  
Texas Orders add 5% tax

## IMPORTED LOCK BLADE KNIFE

ONLY \$275 each  
9" Overall Length  
5" When Closed

- Opens instantly
- Sharp and Tough
- Stainless Steel Blade

Flips open instantly and locks automatically to prevent accidental closing. Razor sharp tough stainless steel blade for reliable use and hard, long service. Money back in 5 days if not satisfied. Send \$2.75 plus 25¢ to cover postage and handling.  
(Free Knife Catalog With Order)

WESTBURY SALES CO.  
P.O. BOX 434, WESTBURY, N.Y. 11590  
259 Post Ave. DEPT. L-11-PM

## KARATE

JUDO-SAVATE  
JIU-JITSU

THE GREATEST SELF-DEFENSE SYSTEM KNOWN TO MANKIND!

Learn-At-Home-Course reveals hundreds of deadly self-defense secrets, which will enable you to protect yourself from any attacker! Easy to learn! FREE COLORFUL BROCHURE REVEALS SELF-DEFENSE TECHNIQUES.

Send to: UNIVERSAL, Dept. M  
BOX 39303 DETROIT, MICHIGAN 48239

FREE!



## PUMP DRAINS pools, cellars, laundry tubs IRRIGATES — CIRCULATES — SPRAYS

Heavy duty ball bearing pump. All metal, rust-proof Type XB. Stainless shaft. Use 1/4 HP or larger. 1 HP 1,200 GPH 60" high or 3,000 GPH 25' well. 5,200 GPH max. 1 1/4" in. 1" out. Belt or direct drive. \$17.95 Type P won't rust or clog. Bronze bearing. To 2,400 GPH. 1" in. 3/4" out. \$11.95 P'd cash with order. Money back Guarantee.

LABAWCO, 80 Hwy 206, Belle Mead, N.J. 08502

## APPROVED FOR VETERANS EDUCATION

## LEARN TO BE A DENTAL MECHANIC

SECURITY • PRESTIGE • GOOD PAY  
Learn at home, in your spare time, to make Crowns, Plates, Bridgework, etc. Dental Mechanics are employed by Dentists, Dental Laboratories or open your own shop, full or spare time. FULL EQUIPMENT OF TOOLS AND MATERIALS INCLUDED WITH COURSE. Low tuition. Easy Terms. Write for FREE BOOKS about this money-making profession that's not affected by automation.  
THE MCCARRIE SCHOOLS, INC. 215-L09-9155  
132 N. 12th St., Dept. PM-115, Phila., Pa. 19105

## "OUR FOUNDRYETTE" BLAST FURNACE SINCE 1925

Hobbyists. Schools. Inventors, etc. Make your own castings of any metal from cast iron, down to lead and zinc. Available in sizes from 1 1/2 to 285 lbs. RED BRASS. Complete units furnished with all sizes. Send 25¢ for circular.  
KANSAS CITY SPECIALTIES CO., INC.  
Dept. P-11, P.O. Box 193, Middleton, Wisconsin 53562

## BUILD YOUR OWN HIGH PRESSURE WASHER I EASY TO ASSEMBLE KITS - MOTOR IS PREWIRED

Have your own carwash! Powerful 500 P.S.I. output blasts away dirt, grease and grime! Clean trucks—campers—boats—house siding—pools—lawn and garden equipment. Degrease engines. Spray trees. Use with any cleaning solutions, disinfectants or insecticides.  
FOR INFORMATION WRITE:  
P.W. Distributors Inc. P.O. Box 186  
Dept. PM McHenry, IL 60050

## ROUTER BITS

HIGH SPEED STEEL, CARBIDE TIPPED, SOLID CARBIDE, FORMICA TRIMMERS, PILOTED; ETC. Professional quality tools at lowest cost through mail order. What others call special, we have in stock. Send \$.25 for catalog and price list to:  
TECHNICUT TOOL SUPPLY  
P.O. Box 233, Newbury, Ohio 44065

## NEW! CONVERT TV TO 6 FT. WIDE SCREEN!

Easy Do-It-Yourself Kit  
Project a giant 5'x6' picture onto wall or screen. B&W/Color. Kit contains detailed plans, Inst., and Precision Lens System. Only \$15.95 ppd., or write for Free illustrated details.  
The Macrocoma Co., Dept. CY  
Washington Crossing, PA 18977

## SECRET LOANS!

Borrow by mail in absolute privacy. Up to \$3000 from reputable company—founded 1897. No interviews. No co-signers. No mortgages. For full details write:  
Dial Finance, Dept. 3320  
340 S.W. 8th St., Des Moines, Iowa 50309

## WOODEN TOY PLANS


Build 8 "all wood" CARS AND TRUCKS from full size plans up to 14" long—all scaled to complement each other. Order plan 1-75PM. \$2.00. Build 8 "all wood" AIRCRAFT from full size plans—wing spans up to 17" long. Order plan 2-75PM. \$2.25.  
BOTH SETS JUST \$4.88. All orders ppd. R.I. residents add 5% sales tax to order.  
THINGS AMERICANA  
P.O. Box 918, Pilgrim Station  
Warwick, R.I. 02888

## STEAM ENGINES WORKING MODELS

Be a steam model engineer. A fascinating hobby for the man who loves to work with head and hands. Relieves tensions of your daily pressures. Projects of pleasure for the blue collar, white collar and professional man. Casting kits, finished engines, boilers, pressure gauges, pumps, dynamos and pipe fittings.  
Pictured, descriptive catalogs \$2.00 refundable  
HARRY P. KAUFMAN  
Box 34 Centuck Station  
Yorkkers, New York 10710 Dept. B84



# Unadorned power tools ...they do the same job as tools costing up to 5 times as much.



We skipped the chrome to save you money... but we did not skip anything on performance. Actually, we skipped more than just chrome, we cut out every costly frill that wasn't absolutely needed.

Our tools are not exactly flashy. We are the first to admit it. But in articles covering test results on AMT tools, written by leading publications such as Popular Science, our tools have been praised over and over again. In spite of their low prices, our tools are full scale and offer full performance and precision.

**HERE'S HOW WE DO IT...** First, we don't claim our tools should sell for five times the price! Just that our tools do the same job... with the same accuracy, ease and speed... and will last at least as long. AMT tools cost less to make and are sold direct. They are bona fide quality power tools used by serious amateurs and professionals alike and if sold in retail stores would be much higher in price. We use no magic, let's be specific:

**SIMPLICITY...** AMT tools are soundly engineered to eliminate every frill and gimmick—to minimize material and production costs. Machined parts are used only where they're needed. Unadorned cast iron and aluminum save you a fortune.

**DIRECT-FROM-FACTORY SAVINGS...** You save a bundle, yet we offer a double guarantee backed by a 45-year-old company with millions of satisfied customers... and hundreds of orders pour in daily.

**LARGE VOLUME...** Our own foundry and large mass production facilities plus large buying power all work to keep costs down.

**STANDARD PARTS...** Our designs use standard hardware items wherever possible. By avoiding custom-made parts we pass on tremendous savings to you.

If you are looking for power tools that perform like units costing many times our low prices, order today and you'll be one step closer to many hours of woodworking satisfaction.

*Bill Montgomery*

**JOINTER-PLANER**... 4" x 22". Cast iron and steel, precision ground adjustable tables. For planing, joints, bevells. Cuts to 1/8" depth. Fence adjustable 0° to 50°. Steel Knives, dual guards. Use any motor. Precision ball bearing industrial model, \$10.00 add'l. Wt. 19 lbs., f.o.b. factory.



\$3780

**NOTE:** Take advantage of these same low prices at our Royersford factory showroom at 4th and Spring Sts. (9 to 4:30 weekdays, 9 to 12 Sat.).

**Brand new electric motor** developing full 1 h.p., 17 lbs. (Purchased separately, \$29.85). With any AMT machine here. **\$24.90**

**POWER SAW** 8" tilt arbor saw... cross-cuts, rips, mitres, cuts, compound angles, dados, coves, moldings. Completely assembled with ground cast iron table, safety guard, splitter, mitre gauge. Less blade, motor, Rip fence for easier work alignment. \$4.50 add'l. Ball bearing model, \$9.50 add'l. Takes 1/2 h.p. motor or larger, standard blades, attachments. Wt. 22 lbs., f.o.b. factory.



\$2995

**FREE OFFER,** cabinet base plans... with one piece of 3/4" plywood, convert your \$29.95 saw into a floor model with a huge 27" x 24" top. Takes cabinet rip fence, \$5.50 add'l.

**BELT SANDER** A precision unit. It changes from horizontal to vertical in seconds. Heavy, sander includes 4" x 36" sanding belt. Uses 1/2 h.p. or larger motor, V-pulley drive and multi-purpose drive spindle. Disc sander accessory, \$12.50 add'l. Mitre gauge, \$1.95 add'l. 18 lbs., f.o.b. factory. **\$2800**



**3' WOOD LATHE**... 6" swing. Same precision and speed as \$40 units. Sturdy cast iron with tubular steel bed. Lever action tail stock, two-speed pulley, fits any motor. Set of 3 high speed turning chisels, \$6.95 add'l. 4" face plate, \$2.50 add'l. 15 lbs., f.o.b. factory **\$1980**



**4' WOOD LATHE**... 12" swing. Industrial size, does same job as \$75 units. Tubular steel bed rails, screw action tail stock, 3-speed pulley. Use any motor, 3 high speed turning chisels, \$6.95 add'l. 4" face plate, \$2.50 add'l. 30 lbs., f.o.b. factory. **\$3910**



**DELUXE BALL BEARING 4' WOOD LATHE...** 12" swing, similar to 4' model with heavy duty, double shielded, lubricated-for-life ball bearings. 3 high speed turning chisels, \$6.95 add'l. 4" face plate, \$2.50 add'l. 30 lbs., f.o.b. factory. **\$4910**

**WOOD SHAPER KIT** Makes beads, coves, moldings, tongue-and-groove joints, etc. Accurate cuts at high speeds. Sealed greased-for-life ball bearings. Less wood. Takes 1/4 h.p. motor or larger, standard cutters. Optional hold down assembly, \$3.95 add'l. 9 lbs., f.o.b. factory **\$2595**



**BUY DIRECT**  
...USE THIS HANDY  
ORDER COUPON  
NOW

**TWO GUARANTEES**

**10-DAY MONEY BACK GUARANTEE**

Try any of these power tools and compare it with any similar machine at any price. If not satisfied, return it for prompt, no questions asked refund. We pay the return shipping charges.

**10-YR. FULL SERVICE GUARANTEE**

Any part or parts of these AMT power tools (except motor which carries a one year guarantee) which become inoperative for any reason within ten years after purchase date will be repaired or replaced by the factory with no cost to the purchaser other than postage.

**AMERICAN MACHINE & TOOL CO.**  
4th & Spring St., Royersford, Pa. 19468

**AMERICAN MACHINE & TOOL CO., Dept. PMNS, Royersford, Pa. 19468**

Please send me the units checked. Payment in full enclosed \$\_\_\_\_\_ or \$5 deposit each item enclosed, balance C.O.D. I must be fully satisfied or will return unit within 10 days for full refund. No questions asked.

<input type="checkbox"/> 8" Power Saw at \$29.95	<input type="checkbox"/> G.E. Motor <input type="checkbox"/> \$24.90 (with other item)
<input type="checkbox"/> Standard Rip Fence at \$4.50	<input type="checkbox"/> \$29.85 (purchased separately)
<input type="checkbox"/> Long Cabinet Rip Fence at \$5.50	<input type="checkbox"/> Wood Shaper Kit at \$25.95
<input type="checkbox"/> Ball Bearing Spindle at \$9.50	<input type="checkbox"/> Opt. Hold Down Assembly at \$3.95
<input type="checkbox"/> Belt Sander at \$28.00	<input type="checkbox"/> 6" Swing 3' Lathe at \$19.80
<input type="checkbox"/> Disc Sander Attachment at \$12.50	<input type="checkbox"/> 12" Swing 4' Lathe at \$39.10
<input type="checkbox"/> Mitre Gauge for Sander at \$1.95	<input type="checkbox"/> Deluxe Ball Bearing 4' Lathe at \$49.10
<input type="checkbox"/> Jointer Planer at \$37.80	<input type="checkbox"/> Face Plate \$2.50 } any Lathe
<input type="checkbox"/> Ball Bearing Spindle at \$10.00	<input type="checkbox"/> Turning Chisels \$6.95 } above

NAME \_\_\_\_\_

ADDRESS \_\_\_\_\_

CITY \_\_\_\_\_ STATE \_\_\_\_\_ ZIP \_\_\_\_\_

**SAVE UP TO 85%**

**GOV'T SURPLUS and NEW EQUIP'T**

**BATTERY OPERATED Motor Powered Wheel**

\* ITEM # 10 110 : New, very unique, interesting item. Great for home use products to make buttons, stamped metal caps, nuts, etc. It operates more devices with friction wheel drive. Operates on a 12 volt battery. 2 to 6 amps. 8.5 to 120 RPM (no load). Reduction gear drive for high torque. Reversible motor. Overall 10" x 11" rubber tire wheel. 18" x 7" x 4". 1.5 lbs.

**\$9.98** (incl. tax)

**\$7.99** (incl. tax)

**\$7.89** (incl. tax)

**\$7.50** (incl. tax)

\* Ideal for use in electronic plants, private photo studios, etc. Work on any commercial service. Reconditioned, work like new. (Check out well) (7710 W) or desk (7710) (open 19 80.)

ALL ITEMS THIS AD F.O.B. LINCOLN, NEBRASKA

LINCOLN 216  
2 Columbia  
104 Bldg  
BARRON  
CATALOG

100% Of Supplies In Stock! Saws, Saws Inventory, Factory Cleaners, New Road Name Equipment • Hydraulic • Winches • Power Planes • Pumps • Generators • Sump Pumps • Blenders • Tools • Air Compressors • Gas Motors • Many Others.

**SURPLUS CENTER PM-115** Lincoln, Nebraska  
Zip Code 68501

## Why not design your next home yourself?

Nobody can design your next home, home addition or vacation home better than **you can**. You know best what your needs are and what you like. The unique **Draft-A-Plan Kit** can help you do it **easily**. It contains over **200 different** room drawings. Living rooms, dining rooms, bedrooms, kitchens, family rooms, bathrooms, closets and more, all in the same scale. **Simply** pick the rooms that work best for you, arrange them the way you want, and you **quickly** have a floor plan that's **all yours**. Complete with simple instructions and ruled transparent plan paper. **Only \$9.95**. Send check or money order to **Draft-A-Plan**, Box 1248, Minnetonka, Minn. 55343.

## All you need is a pencil!

**PLANS AND INSTRUCTIONS FOR**

Go Kart .....	\$2.00
Mini Bike .....	\$2.00
Mini Car .....	\$3.00
Pedal Boat .....	\$4.00
12" Sail Boat .....	\$4.00
Snowmobile Sleigh .....	\$3.00
Mini Jeep .....	\$3.00

Mini Vehicles Plans  
Dept.-C  
Charry, N.Y. 12021

## WAREHOUSE DISCOUNTS ON

NATIONALLY ADVERTISED

- C.B. RADIOS
- MONITOR SCANNERS

FIRE POLICE

IN FACTORY SEALED CARTONS

BUSINESS - RECREATION - PERSONAL  
SATISFACTION GUARANTEED

WRITE FOR QUOTE

**ELECTRONICS WAREHOUSE, INC.**  
6234 LITTLE RIVER TURNPIKE (DEPT. 4)  
ALEXANDRIA, VA. 22312  
OR PHONE: (703) 256-1300

## Fine! 3-D Sight Magnifiers

# ENLARGES CLOSE WORK ONLY \$2.98

## SMALL PRINT!

**UP TO 3 TIMES**

See clearer, work faster, more accurately with less eye strain, less fatigue and tension with **HEAD BAND MAGNIFIER**. Wear like glasses, they'll magnify up to 3x and leave hands free to work. Produces a 3-dimensional effect, where each detail appears to stand out. **FOR CLOSE WORK, REPAIRS, SEWING, HOBBIES**, etc. Sturdy, lightweight, adjusts to all sizes. With or without glasses. Fine, sharp prismatic polished lenses. Only \$2.98 + 50c for Post. and Hdlg. PPD. (2 for \$5.50, 3 for \$8.00) **WORTH MUCH MORE! MONEY BACK GUARANTEED.**

No Find Products  
Dept. HT498, 12 Warren Street, New York, N.Y. 10007



# TRAMPOLINE


6' x 12' COMMERCIAL PIT TYPE  
By far the best bounce you've ever felt!

\$165.00 ea. **KIT**  
(You supply wooden frame)  
COMPLETE INSTRUCTIONS



30 DAY  
MONEY BACK  
GUARANTEE!

Hundreds in use  
in summer camps,  
YMCA's and comm-  
ercial centers  
for over 15  
years.



FREE LITERATURE

BOX 706 - 1122 INDUSTRIAL DR.  
MATTHEWS, N. C. 28105

Teco

## TRIG-A-FLOW AUTOMATIC



### OIL GUN

- NO WASTE
- NO SPILL

Put can in oil gun,  
automatically punctures  
and pours. Use on cars-trucks-boats-  
motorcycles, mowers.

**350**     **600**  
one unit    two units

Optional extension hose for transmission use 1.50  
Add 50¢ for handling. Orders shipped in 24 hours.

### THE CLARK COMPANY

P.O. Box 12427 (4703 Memory Lane)  
Oklahoma City, Okla 73112

# NEW FROM ZIMMER

## KNOCK-DOWN UNITS AT KNOCK-DOWN PRICES!

Known for their quality slantside truck covers, Zimmer has just come out with a "knock-down" unit at terrific savings. Now you can save on factory assembly costs by quickly finishing this unit yourself. Simply join together wall sections and roof in a two-step final assembly. Only simple hand tools and foreign pickups are required. Covers fit all standard domestic cars and foreign pickups. Now you can get more out of your paycheck!



SEND TODAY FOR FULL DETAILS!

Name \_\_\_\_\_ Zip \_\_\_\_\_  
Address \_\_\_\_\_ State \_\_\_\_\_  
City \_\_\_\_\_  
Pickup Make \_\_\_\_\_ Year \_\_\_\_\_  
Style \_\_\_\_\_  
SEND TO: Zimmer Products  
Lower Maple Ave. Elmira, N.Y. 14901



### Be A Specialist Repair Air Compressors

New Manual Gets You  
Started. Well Illustrated.  
Parts Directory.  
\$3.95 Postpaid

Air-Power, P.O. Box 1411,  
Hickory, N.C. 28601

### BUILD CLOCKS FOR PROFIT



Make up to 8100 a week selling  
Clocks at Art Shows and Stores.  
We have Quartz Movements under  
\$15. Quantity prices on Long and  
short shaft, Battery Movements,  
Pendulum, Electric, Chime, Bezel  
Fit-ups, Hands, Numbers, Wood  
Carvings, Kits, Frames, Shells  
for Clocks and Mirrors. Send 50¢  
for large 1976 Catalog.

**NEWPORT ENTERPRISES, INC., Dept. A**  
2309 West Burbank Blvd., Burbank, Calif. 91506.

### JUNGLE TENT HAMMOCK

For Outdoor Comfort—Rainproof top—  
Mosquito Proof Netting—  
Zipper Side Opening 28" x 74" **\$29.95**

Postpaid PM-11  
check, cash, or  
money order.  
Tyco Camping Co.  
8544 Leesburg Pike  
Box 392  
Vienna, VA 22180

Catalog  
50¢

### SAVE ELECTRIC POWER!

Save up to 80% electrical power with this unique,  
inexpensive, portable, permanent and legal method  
applicable for shops, homes, factories, businesses,  
farms, sites. 100% Refund Guaranteed if not  
scientifically sound or if it employs gimmicks.

Information \$1.00

### CONSUMERTRONICS CO.

P.O. Box 1399     Alamogordo, N.M. 88310

### INSTANT 110 VOLTAGE POWER ANYWHERE

for cars, campers, trucks, boats  
w/alternator runs all power tools  
lamps, heaters. NOT a junction  
box, but a rugged plastic case.  
Up to 5000 watts. 2 outlets, safety  
fuse, voltage lite, U.L. Approved.  
Install easily in minutes. Great  
for farmers, sportsmen & emer-  
gencies. Guaranteed for the life  
of your vehicle. ONLY 15.95  
postpaid cash, check, M.O., Bank-  
americard, American Express  
or Master Charge w/ exp. date.



**CALL SALES, Dept. PM-3**  
3375 Park Ave., Wantagh, N.Y. 11705

### BICENTENNIAL LAPEL PIN BETSY ROSS/50-STAR FLAGS

FULL COLOR ENAMELED  
Etched Brass; Gold Finish  
**\$1.50 ppd**  
6/\$4.00    12/\$10.00  
Dealers Wanted.

QUANTITY PRICES FOR FUND-RAISING  
MUSECO, P.O. Box 206, Flushing, NY 11352



## CHAIN SHARP

Complete set for quick, accurate filing of chain  
saw chain. "Chain Sharp" holds file at correct  
angle for sharpening chain teeth. "Filemate"  
guides you in filing rakers to right depth.

The 4-Piece Set — "Chain Sharp" with Chain Saw  
File, File Handle and "Filemate" plus illustrated  
directions — all for only \$4.75 ppd.

Send check or money order. Be sure to give file size  
needed, or chain pitch, or saw make and model.

**FREE CATALOG**—Huge savings on chain saw  
chain, guide bars, sprockets, other saw parts and  
accessories. Write today.

**ZIP-PENN INC.** Box 179-SD Erie, PA 16512

## AMAZING ELECTRONIC PRODUCTS

Lasers super powered, burning, cutting, rifle, pistol,  
pocket—see in dark—shotgun directional mike—un-  
scramblers—giant Tesla—Stunwand—TV disrupter—  
energy producing, surveillance, detection, electrifying,  
chemical, ultrasonic. CB, AERO, auto and mech devices,  
hundreds more—all new plus info Unltd parts service.

CATALOG **\$1. INFORMATION unlimited.**  
BOX 626 LORD JEFFERY ST. • AMHERST, N. H. 03031



### HEARING AIDS

**SUPER SAVINGS!** Newest, Finest.  
All types. Buy **DIRECT** & save up  
to **HALF!** No salesmen. Sold by  
**AIR MAIL on HOME TRIAL FREE**  
Catalog. Write: **MONROE VEDER**  
Dept. PM-11D, 9530 Langdon Ave.,  
Sepulveda, Cal. 91343

**SAVE 1/2!**  
**FREE CATALOG — WRITE!**



### MAKE YOUR OWN ALUMINUM WIND ROTOR

Efficient, 14" dia. Materials  
cost under \$2. For plans and  
specs, send \$2 to

**R. J. CARR**  
2208 L St. Sacramento, Ca.  
95816.

## NEW DISC BRAKE PADS WHOLESALE



—By changing pads often, YOU  
can save hundreds of dollars.

—A Do-It-Yourself craftsman can  
change easily.

—Help ease the aging  
brakes is the number  
one safeguard for you  
and your family.

—Millions of these sets  
in use today.

—These pads are of the highest quality and we guar-  
antee satisfaction.

—Available for all American and foreign autos and  
1/2 ton pickups only.

—Specify make-year-model.

—Send \$9.95 plus \$1.00 for postage and handling.  
Cash, M.O. or Check Allow two weeks for delivery.

**G.M.G. Brake Distributors**  
701 Basin Street, San Pedro, California 90731

## HARDWARE & PLASTIC GUIDE

436 pages of the most complete illus-  
trated catalogue, for craftsmen, the  
industry ever produced. Order your  
copy today. \$3.50 ppd., deduct from  
1st \$15.00 order.

**OUTWATER HARDWARE CORP.**  
365 River Dr., Garfield, N.J. 07026

## ENJOY FULL SOUND ON THE ROAD

**ELECTRONIC STEREO  
CAR ANTENNA!**  
Fits all cars & models  
The **HITRONIC 2-Channel  
AMPLIFIER** built into **BASE**  
**doublets** reception areas for  
**STEREO** broadcasts —  
especially in fringe areas!  
**MOUNTS IN ANY POSITION**  
— Fully Retractable  
Send check or money order  
for \$45.95 to:  
**BECKER AUTORADIO,  
USA, INC.**  
619 S. 24th Street  
Philadelphia, Pa 19146  
Price includes Sales Tax (if  
any) handling and postage



























# STOP DRIPPING FAUCETS FOREVER With Stainless Steel



U.S. Patent  
No. 3755876

Guaranteed to work on any conventional faucet or we'll refund every penny.

Guaranteed to last the life of your faucet . . . carries a no-time-limit money back guarantee



If you want to permanently stop a leaking faucet, just changing the washer is not the answer (ask any plumber). Conventional faucet valve seats are made from brass and will corrode, pit and wear out. *This is the cause of 90% of all faucet leaks!* Replacing the washer may work temporarily, but only until it is again chewed up by the bad valve seat. With over 100 different sizes and thread combinations, replacing the valve seat can be both difficult and expensive — and you still end up with a brass seat — only to start the corrosion cycle again.

## NO PLUMBER — NO SPECIAL TOOLS — NO SPECIAL SKILLS

With our VULCAN UNIVERSAL FAUCET RESEATING KIT you can stop this sort of leak FOREVER. You get 8 universal valve seats made of high grade surgical stainless steel — the same 304SL stainless steel used in atomic reactors and submarines. Because of their strength and resistance to corrosion, we offer a no-time-limit money back guarantee. The installation tool which comes with the kit insures that the seats will fit perfectly any faucet that uses washers — because the Vulcan stainless seat mounts right in your old seat (you don't remove it).

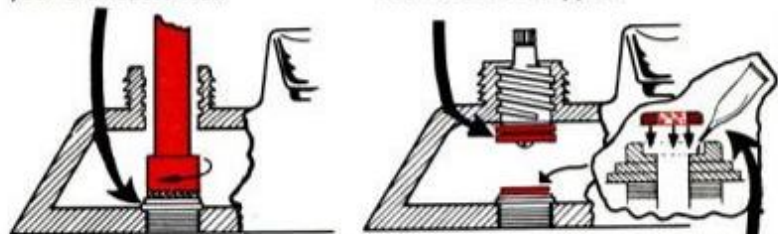
### UNSOLICITED TESTIMONIALS

- \* "Some time ago I ordered two of your Universal Faucet Repair Kits and people thought they were so great I have exactly NONE! I'd appreciate it if you'd forward me another kit . . . You've a wonderful item and everybody should have one to conserve water if for no other reason." H.H.F. Hillsdale, MI
- \* "I am more than pleased with both the method of installing and the results. This is the first time in three years I don't have either a leaking faucet or one that swells and cuts off the hot water." I.M.C. Woodbridge, VA
- \* "Please send me one dozen Vulcan Faucet repair seats and washers, with adhesive. You may like to know that I have installed 4 seats from the original kit and am very well-pleased and enthusiastic about your product." G.F.M. Sunnyvale, CA
- \* "This item, I have been searching for, for at least twenty years." A.R.S. Cleveland, OH
- \* "Your prompt revised instructions saved the day. Works fine! Will be happy to recommend your product to handyman friends and acquaintances." N.S.D. Montpelier, VT
- \* "Yesterday I repaired two leaky faucets with no problems and complete success." T.B.H. Yarmouth, MA
- \* "I have been using your universal faucet repair kit, and am amazed at the restoration of old faucets. I am in need of additional seat and washer sets. Please find enclosed check for 12 additional sets." H.W., Apt. Hs. Mgr. Seattle, WA
- \* "Several years ago I supplied all the faucets in my house with your seats and washers and, I am glad to say, I have not had a drip since. Now, I have some other faucets to take care of and as I still have your tool all I need are some seats, washers and adhesive. I am enclosing my check for an additional dozen sets. S.B.C. Montague, CA
- \* "This product works very well on hot water faucets that were a big problem before." L.F. Chicago, IL
- \* "Kit works good, and your technical writer sure seems to know his business." S.G. San Diego, CA 92154

These seats come with 8 matching non-expanding universal mated washers made of Delrin® — a material so tough it is used in making gears. With these washers you also end the annoyance of old fashion rubber washers that swell and cut off your hot water — usually right in the middle of washing your hands or during a shower.

**HOW OUR KIT WORKS:** A special hand tool cuts groove in your old faucet seat.

A Delrin® washer is universal. Does not need to fill up washer holder. Does not need side support.



Surgical stainless steel seat held in groove with space age adhesive sealant.

If you follow the simple do-it-yourself illustrated instructions that are included with your kit, you can hardly go wrong. You can repair any standard faucet that uses a washer and seat — no matter what brand or age.

**THE VULCAN KIT CONTAINS:** 8 stainless seats, 8 mated Delrin® washers, installation tool, adhesive sealant, illustrated instructions and an Unconditional No-time-limit Money Back Guarantee. The price of the kit — enough to repair 8 single faucets is only \$7.45 Ppd.

### MAIL THIS NO-RISK COUPON TODAY

Kits Mailed Same Day Order Received

Please rush:

- Vulcan Reseating Kit — Includes 8 stainless seats, 8 Delrin® washers, 1 tube adhesive, illustrated instructions — \$7.45 Ppd.
- Vulcan Reseating Kit — includes 8 stainless seats, 8 Delrin® washers, 1 tube adhesive, illustrated instructions PLUS 6 extra stainless seats, 6 Delrin® washers, 1 tube adhesive — \$9.95 Ppd.
- Vulcan Reseating Kit — Includes 8 stainless seats, 8 Delrin® washers, 1 tube adhesive, illustrated instructions PLUS 12 extra stainless seats, 12 Delrin® washers, 2 tubes adhesive — \$11.95 Ppd.
- Stainless seats with matching Delrin® washers, 2 tubes adhesive — \$4.50 per doz. sets, Ppd.

I understand that my money will be immediately refunded if I am not 100% satisfied with the kit.

VULCAN MFG. CO., Box 33, 337 N. Fisher, Dept. PM-73, Grand Valley, CO 81635

Enclosed \$ \_\_\_\_\_ check or money order, Charge to my:

MASTER CHARGE  BANKAMERICARD

Full Card No. \_\_\_\_\_ Expiration Date \_\_\_\_\_

\*Canadian Customers: Please order from OPTIMUS, C.P. Box 178, Succ. Postale Brossard Station, Brossard, Quebec, Canada

NAME \_\_\_\_\_

ADDRESS \_\_\_\_\_

CITY \_\_\_\_\_ STATE \_\_\_\_\_ ZIP \_\_\_\_\_

**ATTENTION:** Apt. House Managers, Plumbers, Motel & Hotel Men: Send us a couple of old seats; we'll mount two Vulcan seats FREE as a demonstration.

Used in Thousands of U.S. Homes & Businesses

In chain saws, the greater the vibration, the greater the fatigue.

That's exactly why Poulan came up with the Super XXV CounterVibe Automatic, a new lightweight with 4 shock absorbers and a specially counter-balanced crankshaft that reduce cutting vibration dramatically.

But there's more to it than smoothness.

There's a super-quiet 3-chambered muffler. An all-metal housing, not plastic. A 14" sprocket nose cutting bar. Automatic chain oiling. And the most powerful engine we've ever put in a super lightweight.

The new Super XXV CounterVibe Automatic: when you can own a saw like this, why settle for an ordinary chain saw.

## The New Poulan CounterVibe.

A Winner never stops proving it.



**If it didn't absorb  
up to 78% of the vibration,  
guess who would.**



Beaird-Poulan Division, Emerson Electric Co., Shreveport, Louisiana. See the Yellow Pages under "Saws" for your nearest Poulan Dealer.

# Why is Tareyton better?

Charcoal is why. Charcoal filtration is used to freshen air, to make water and other beverages taste better. It does something for cigarette smoke, too.

TAREYTON has two filters—a white tip on the outside, activated charcoal on the inside. Like other filters they reduce tar and nicotine. But the charcoal does more.

It balances, smooths—gives you a taste no plain white filter can match.



"That's why us Tareyton smokers would rather fight than switch."



Warning: The Surgeon General Has Determined That Cigarette Smoking Is Dangerous to Your Health.

King Size: 20 mg. "tar", 1.3 mg. nicotine;  
100 mm: 19 mg. "tar", 1.3 mg. nicotine;  
av. per cigarette, FTC Report April '75.