

BATTLEBOTS!

WWW.POPTRONICS.COM

JANUARY 2008

Poptronics

FORMERLY
POPULAR ELECTRONICS®
AND ELECTRONICS
NOW®

ELECTRONICS
WORKBENCH
DOWNLOADABLE
CIRCUITS!

ULTRASONIC MOTORS

NO MAGNETS
INVOLVED!

FIND BUGS WITH OUR
RF FIELD-STRENGTH
METER

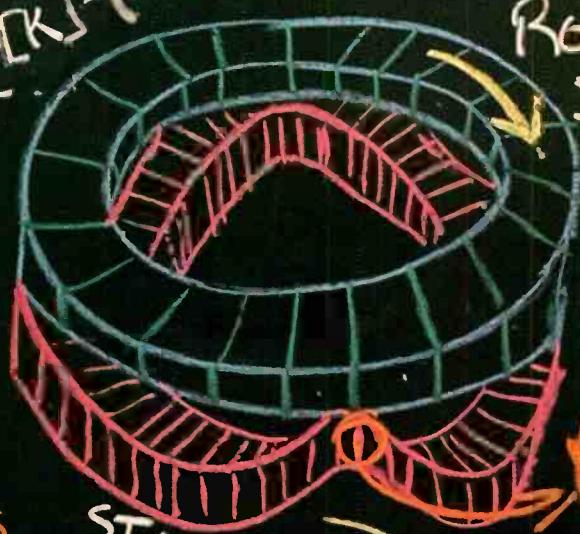
HEAD-MOUNTED
RETINAL DISPLAYS

ALSO INSIDE:

- * COMPUTERIZED TELESCOPES
- * SELF-DRIVING CARS
- * FUN WITH NITINOL
- * SHOP ON-LINE

$$\{[K] - (\omega N)^2$$

$$P[\Phi] + \sum F_N^2 + \sum F_R^2$$



ROTOR
SPIN

PARTICLE
ORBIT

STATOR
WAVE

\$4.99 US
\$6.50 CAN

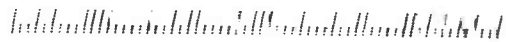
ED S N

- EGGS
- MILK
- BREAD
- TIGER CUBS

3 BERNSBACH
PUBLICATION

212-5
FOR
PAGE
VALUES
OF *2

#BXBD00H *****5-DIGIT 21346



#21046DHM951RDOC7#
ROBERT DAHM
3515 RED BAIN PATH
COLUMBIA MD 21046-2073

PT
P92
MAY 2008

High Performance Auto Ranging DMM New to our DMM line-up and possibly (probably) the best DMM value anywhere! Includes: Analog Bar Graph Auto-Ranging! Data Hold! Temperature Probe! Continuity Test! AND MORE!

ONLY \$29.95

MEASURES:
 DC Volts: up to 1000V
 AC Volts: up to 750V
 AMPS: up to 20 AMs (AC & DC)
 Resistance: up to 30M ohm
 Continuity Check: with audible signal (signal sounds if resistance is less than 20 ohms. Display reads actual resistance).
 Frequency: (1KHz to 300KHz) displays both digital and bar graph reading.
 Transistor hfe Test: Display shows approximate hfe value based on test condition of 10uA base current and Vce of approx. 3V.
 Temperature Test: Measures from 0 to 1832 F (probe supplied)
 Diode Test: Tests if diodes are shorted or open
 Input Impedance: 10Mohm (Vdc/Vac); over 100Mohm on 300 mVdc range

DATA HOLD: Freezes reading for easy checking
AUTO RANGING: For easy, precise range settings
RANGE HOLD CONTROL: allows for manual selection of your test range
3-3/4 Digit LCD Display: Reads up to 3260. Easy to read display
FUNCTION DIAL: Easy to use to select measurement type or turn unit off.
4 Jack Plug-ins: Safety design with different capacities for different functions.
Diode, Continuity Check Push-Button: For toggling between diode check and continuity check.
LOW BATTERY INDICATOR: Advises you when it's time to change battery.
Extra Long 44" Test Leads: Helps get to hard to reach places
Screw-On Alligator Clips: Convert one or both probe tips to alligator clips.
Fuse-Protected Circuitry
Built-In Stand: Makes one hand operation easier
Shock Absorbing Rubber Carrying Case: with convenient probe storage clips and hanging tab. Helps protect the DMM from damage if accidentally dropped.

Specifications Accuracy
 Vdc: ±1.0% reading +5 digits
 Vac: ±1.5% reading +8 digits
 Adc: ±1.2% reading +5 digits
 Aac: ±1.5% reading +5 digits
 Resistance: ±1.5% reading +5 digits
 Frequency: ±3.0% reading +5 digits
 Temperature: ±1.0% reading +6 digits

Requires two AAA batteries sold separately.

#CS19903

NOW IN STOCK!

Removable Hard Drive Rack
 For IDE/Ultra DMA Hard Drives
 We Sold Over 14,000 in 1998!

ONLY \$14.95 any qty.

This product can be used with any 3-1/2 IDE hard drive up to 1" high. It includes an electronic keylock for safe removal and insertion. Made of ABS 707 fireproof plastic. Use this product to protect sensitive hard drive data: take your hard drive between work and home or even set up different users with their own hard drives that they physically insert every time they use a PC. Other models available from C.S.I. include RH10 series and RH20 series, which are interchangeable within the same interface design (IDE or SCSI). Other Models are Available. See www.web-tronics.com under "Hard Drives and Accessories" for more details and pictures.

#RH-10C-IDE

Removable Hard Drive Rack with Auto Door And Cooling Fan

ONLY \$18.95 any qty.

- Auto door on the outer frame
- ABS material of outer frame. High efficiency cooling fan
- Worldwide patent pulling function handle
- CE Approved
- Coating iron bottom cover
- For IDE interface
- For 1" high 3.5" HDD
- Not compatible with our RH10 & RH20

Compatible with our RH17-IDE model.

#MR-27
 Details at www.web-tronics.com

2GHz RF Field Strength Analyzer

- Frequency Range: 100KHz to 2,060MHz
- Narrow Band FM (NFM), Wide Band FM (WFM), AM and Single Side Band (SSB) Modulated Signals May Be Measured
- PLL Tuning System for Precise Frequency Measurement and Tuning
- LED Backlight LCD (192x192 dots)
- Built-In Frequency Counter
- Hand-Held and Battery Operated
- All Functions are Menu Selected
- RS232C for PC Interface and Printer

ONLY \$1589

#3201

CTRL - D to bookmark this site

www.web-tronics.com

Easy to Navigate
Includes a Search Engine That Really Works
New Items Added Constantly

Don't forget the dash

Circuit Specialists, Inc.

In Business Since 1971

CCD B&W Board Cameras

- ASIC CCD Area Image Sensor
- Extremely Low Power Consumption
- 0.5 Lux Min Illumination
- Built-In Electronic Auto Iris for Auto Light Compensation

VM1030PA-B 30mmx30mmx25mm, Pinhole lens, 12V \$39.00 any qty.
VM1030A 30mmx30mmx26mm, Standard lens, 12V \$39.00 any qty.
VM1035A 42mmx42mmx25mm, Standard lens, 12V with back light compensation \$49.00 any qty.
VMCB21 44mmx38.5mmx28mm, with 6 infra-red LEDs, 12V \$49.00 any qty.
VM1036A 32mmx32mmx25mm, Standard lens, 12V, reverse mirror image feature \$49.00 any qty.

Detailed Specs on the Web

LOWER PRICES

Mini CCDs (B/W & Color)
 Sensational NEW Design for Small Observation Cameras. Smaller and Better!

LOWER PRICES

- Ultra Miniature Design
- Black & White Versions Only 25mm x 25mm
- Color Versions Only 32mm x 32mm
- Available in Standard Lens or Pinhole Lens

All Include Pre-Wired Cable Harness for Video & Power
 12V Regulated Power Supply Required (120mA typical power consumption)
 0.1 LUX Rating (B/W), 1 LUX (color)
 CCD Area Image Sensor for Long Camera Life
 Back Light Compensation Circuit
 Built-In Electronic Auto Iris Lens

VMCW-H11A 32mmx32mmx30mm, Color CCD with standard lens, pre-wired cabling 12V DC Power \$139.00 / \$129.00 5 or more
VMCW-H12A 32mmx32mmx19mm, Color CCD with pinhole lens, pre-wired cabling, 12V DC Power Input \$139.00 / \$129.00 5 or more
VMPS-718A 25mmx25mmx30mm, B/W CCD with standard lens, pre-wired cabling, 12V DC Power Input \$59.00 / \$49.00 5 or more
VMPS-250A 25mmx25mmx15mm, B/W CCD with pinhole lens, pre-wired cabling, 12V DC Power Input \$59.00 / \$49.00 5 or more
VCC-3232 32mmx32mmx30mm, CMOS COLOR, std lens, see web for specs \$79.00 / \$72.00 5 or more

Detailed Specs on the Web

Bullet CCD Cameras B&W and Color

- Smart Rugged Metal Housing
- Extremely Low Power Consumption
- 12 Volt
- CCD Area Image Sensor for Long Camera Life
- Built-In Electronic Auto Iris for Auto Light Compensation
- No Blooming, No Burning
- 0.1 Min Lux Illumination (B&W) 1 Lux Min Lux Illumination (color)

VMBLT1020 B&W, 21mm(D)x55mm(L) \$49.00 any qty.
VMBLT1020W B&W Weatherproof, 21mm(D)x58.5mm(L) \$79.00 any qty.
VMBLTJC19BW COLOR! Weatherproof, 17mm(D)x88mm(L) \$139.00 any qty.

Detailed Specs on the Web

LOWER PRICES

COLOR CCD Mini Board Cameras

- Low Power Consumption
- 1 Lux Illumination
- Internal Synchronization
- 12Volts
- 400 TV Lines
- Built-In Electronic Auto Iris for Auto Light Compensation

VM3010PA 33mmx33mmx18mm, Pinhole lens \$99.00 any qty.
VM3011-A 45mmx40mmx24mm, Standard lens, single board \$89.00 any qty.
VM3010-A 33mmx33mmx32mm, Standard lens \$99.00 any qty.

Detailed Specs on the Web

PRICE REDUCTION

2.4 GHz A/V Sender/Receiver System

- Wireless FM transmission of video (color or B/W) and sound (stereo or mono) up to 150 meters (line of sight)
- Directional Antenna Design optimizes performance
- Use with remote cameras or any input (satellite TV, cable etc.) where wireless transmission is desired. View on a TV set
- Performance through walls varies depending on construction methods etc.
- Each set includes a plug-in power supply for the transmitter & receiver.
- 7 segment LED displays channel (1-4) on receiver & transmitter.

Now On Sale Order Now

CSIHTR2400 Includes One Transmitter & One Receiver with Power Supplies \$109.00
CSIHTR2400TX Extra Transmitter/Each Receiver will Monitor up to 4 Transmitters \$89.00

See more detailed specifications at www.web-tronics.com in the CCD camera section.

Hot Air SMD Rework Station WOW! ONLY \$489

Similar Systems Cost 100s More!

ONLY \$489

#SR-979

For technicians, service/repair depots and assembly rework. We also stock a selection of nozzles for QFP, SOP & PLCC devices (see our website for selection details). Hot Air temperature variable from 100°C to 400°C (212°F to 754°F) power consumption: 275w max. Auto cooling feature cools system after shut off to extend service life of heating elements and handle. One year limited warranty from C.S.I.
 Comes with QFP Nozzle (0.68" x 0.68")

O'Scope Offer ONLY \$299

30MHz! ONLY \$299!
Industries Best Price!
 See web for specs

#OSC-1030

- Dual Channel
- Dual Trace
- Vert Trigger
- 1 Year C.S.I. Warranty!

Manufactured for CSI by a leading O.E.M. manufacturer. See our website for detailed specifications!

Our Most Sophisticated DMM We Sold Over 700 Last Year!

with RS-232 Interface & Software, 3-3/4 Digit, 4000 Count, Auto-Ranging with Analog Bargraph

- True RMS Mode
- 10MHz Frequency Counter
- Time Mode with Alarm
- Clock and Stop Watch
- Dual Display
- 10 Location Memory
- Min, Max, Avg and Relative Mode
- Decibel Measurement
- Cap and Ind. Measurement
- Temperature Mode (CF)
- K Type Temperature Probe Included
- Pulse Signal for Logic & Audible Test
- Continuity/Diode Test
- Logic Test
- Auto Power OFF/"Keep ON" Mode
- Fused 20A Input with Warning Beeper
- Back Light
- Data Hold/Run Mode
- Safety Design UL1244 & VDE-0411
- Protective Holster
- Silicon Test Leads

NOW ONLY \$129
 Reg. \$169

More Details on our Web Site

PROTEK 506

3000 Series Digital R/O Bench Power Supply

← Low Cost Single Output ← 3 Amp

AS LOW AS \$89

High stability digital read-out bench power supply featuring constant voltage and current outputs. Short-circuit protection and current limiting protection is provided. Highly accurate LED accuracy and stable line regulation make the 3000 series the perfect choice for lab and educational use.

Line Regulation: 2x10⁻⁴ +1ma
 LED Accuracy: Voltage ±1% +2 digits
 Current ±1.5% +2 digits
 Wave Line Noise: ≤1mVrms
 Dimensions: 291mm x 158mm x 136mm (CS13003)

CS13003: 0-30V/0-3amp
Digital R/O Bench PS,
1x10⁻⁴+5mv Load
Regulation
\$99.00 5/\$89.00


Poptronics®

THE MAGAZINE FOR THE HANDS-ON ELECTRONICS ACTIVIST!

FEATURES

25 ULTRASONIC MOTORS

Everyone knows that electric motors turn electricity into magnetism that turns the rotor, right? Well...not really. If your motor turned electricity into a pulsing surface at ultrasonic frequencies, you'd have an ultrasonic motor, of course! Learn about these fascinating devices and how they just might play an important part in your future. There's even enough general advice provided to build your own USM.—Jim Van Laarhoven



31 VIRTUAL RETINAL DISPLAYS

Small portable displays have gone from helmet-based units made famous in the video arcades to small cubes suspended in front of one eye. The next generation now being tested is built into a pair of glasses—the ultimate “stealth” display (short of the yet-to-be-invented biological implants popular in science fiction and movies) that doesn't block your vision.—William Siuru

33 AN RF FIELD-STRENGTH METER

Electromagnetic fields are all around us. Study after study is starting to suggest that there is some danger in the higher frequencies that are increasingly found in our latest gadgets. Find out how strong a radiated field can be with this simple hand-held unit.—Rudolf F. Graf and William Sheets

PRODUCT REVIEWS

9 GIZMO®

High-resolution digital camera, dual-tray CD recorder, digital vehicle compass, hands-free adapter for cell phones, thunderstorm detector, in-wall home-theater speakers, ultra-tiny .MP3 player, DVD-RAM drive, reusable CD labels, plasma flat-panel display, and a computer-free Internet audio player.

14 HANDS-ON REPORT

Aqcess Technologies Qbe Cirrus tablet computer.

DEPARTMENTS

5 NET WATCH

Get ready for some “death and destruction” fun as Chris LaMorte looks into the world of BattleBots.

12 PEAK COMPUTING

Ted Needleman offers guidance on whether to keep riding the upgrade merry-go-round.

21 PROTOTYPE

Self-driving vehicles, full-scale airport simulator, environmentally-friendly batteries, new micromachining methods, and finding a new type of greenhouse pollution.

41 Q&A

Michael Covington's final curtain call of Qs and As.

44 COMPUTER BITS

Join Ted Needleman as he uses software and hardware to gaze at the night sky.

47 AMAZING SCIENCE

John Iovine designs and builds some neat Nitinol-based toys.

51 ROBOTICS WORKSHOP

If friends describe your robot as a “bull in a china shop,” Gordon McComb can help fit some collision-avoidance sensors to your pride and joy.

55 BASIC CIRCUITRY

If you're in the area, Charles Rakes' proximity sensors will find you.

58 SURVEYING THE DIGITAL DOMAIN

Looking to spend your money on-line? Reid Goldsborough has some good advice on both e-tailing and auctions.

AND MORE

| | |
|----|----------------|
| 2 | Editorial |
| 3 | Letters |
| 61 | New Gear |
| 63 | New Literature |

| | |
|-----|-----------------------|
| 67 | Poptronics Shopper |
| 98 | Advertising Index |
| 98A | Free Information Card |

Poptronics (ISSN 1526-3681) Published monthly by Gernsback Publications, Inc. 275-G Marcus Blvd., Hauppauge, NY 11788. Second-Class postage paid at Hauppauge, NY and at additional mailing offices. One-year, twelve issues, subscription rate U.S. and possessions \$24.99, Canada \$33.15 (includes G.S.T. Canadian Goods and Services Tax Registration No. R125166280), all other countries \$33.99. Subscription orders payable in U.S. funds only. International Postal Money Order or check drawn on a U.S. bank. U.S. single copy price \$4.99. Copyright 2000 by Gernsback Publications, Inc. All rights reserved. Hands-on Electronics and Gizmo trademarks are registered in U.S. and Canada by Gernsback Publications, Inc. Poptronics trademark is registered in U.S. and Canada by Poptronix, Inc. and is licensed to Gernsback Publications, Inc. Printed in U.S.A.

Postmaster: Please send address changes to Poptronics, Subscription Dept., P.O. Box 459, Mount Morris, IL 61054-7629

A stamped self-addressed envelope must accompany all submitted manuscripts and/or artwork or photographs if their return is desired should they be rejected. We disclaim any responsibility for the loss or damage of manuscripts and/or artwork or photographs while in our possession or otherwise.

As a service to readers, Poptronics publishes available plans or information relating to newsworthy products, techniques, and scientific and technological developments. Because of possible variances in the quality and condition of materials and workmanship used by readers, Poptronics disclaims any responsibility for the safe and proper functioning of reader-built projects based upon or from plans or information published in this magazine.

Larry Steckler, EHF, CET,
editor-in-chief and publisher

EDITORIAL DEPARTMENT

Joseph Suda, managing editor
Evelyn Rose, assistant editor
Nancy Serenita, editorial assistant

CONTRIBUTING EDITORS

Michael A. Covington, N4TMI
Reid Goldsborough
Sam Goldwasser
John Iovine
Chris LaMorte
Gordon McComb
Ted Needleman
Charles D. Rakes
Teri Scaduto

PRODUCTION DEPARTMENT

Ken Coren, production director
Kathy Campbell, production manager
Michele L. Musé, prepress specialist

ART DEPARTMENT

Russell C. Truelson, art director
Michele L. Musé, graphic artist

CIRCULATION DEPARTMENT

Gina Giuliano, circulation manager

REPRINT DEPARTMENT

Nancy Serenita, Reprint Bookstore

BUSINESS AND EDITORIAL OFFICES

Gernsback Publications, Inc.
275-G Marcus Blvd.
Hauppauge, NY 11788
631-592-6720

Fax: 631-592-6723
President: Larry Steckler
Vice-President: Adria Coren
Vice-President: Ken Coren

SUBSCRIPTION CUSTOMER SERVICE/ ORDER ENTRY

800-827-0383
7:30 AM - 8:30 PM EST

Advertising Sales Offices
listed on page 98

Cover by Michele Lyn Musé
Cover illustration by Joseph Suda

VISIT US ON THE INTERNET AT:
www.gernsback.com

Since some of the equipment and circuitry described in POPTRONICS may relate to or be covered by U.S. patents, POPTRONICS disclaims any liability for the infringement of such patents by the making, using, or selling of such equipment or circuitry, and suggests that anyone interested in such projects consult a patent attorney.

<mailto:popeditor@gernsback.com>

Ch-Ch-Ch-Ch-Changes

With the simple act of turning the page of the calendar, we change the month, the year, the decade, the century, and the millennium. Not bad for a simple piece of paper.

Change is inevitable, although some see that evolutionary process as bad, even if good comes of it.

Take the magazine you're holding in your hands.

I listen to your wants, needs, and desires. I listen to your kudos and complaints. Sometimes I can't do anything except lend a sympathetic ear.

Sometimes I *can* do something.

Over the next few months, we're going to try some new ideas as we fine-tune **Poptronics** to balance between the three groups of readers we want to reach: former **Electronics Now** readers; former **Popular Electronics** readers; and that elusive group that everyone ignores, those that don't read **Poptronics**...yet.

As a first step in this evolutionary process, we've experimented with some computer-generated schematics in our "RF Field-Strength Meter" feature. Tell us what you think.

I've heard some good ideas from you in terms of new features. Some of the suggestions had been discussed in-house over the years, but the timing wasn't right, for various reasons. There's also at least one idea for a new feature that made me smack my head and exclaim, "Why didn't I think of that?"

Some of the new features will appeal to the long-time reader. Some will appeal to the "newbie" picking up an issue for the first time. And, yes, some of the material might not be 100% electronics in nature. The main idea is that it will be *fun*. That's the purpose of a hobby like electronics.

Sitting on my shelf is a small "do-nothing" box that I built years ago. It contains a small circuit and a huge button labeled "THERMONUCLEAR SELF-DESTRUCT. DO NOT PRESS." Whenever I demonstrated it to friends, they invariably ask, "How did you do that?" That's how you interest someone in your hobby: show him or her the fun side.

So look for "something new under the Sun" in **Poptronics** in the new millennium. Keep the suggestions flowing. And have fun in 2001.



Joseph Suda
Managing Editor

Metric Temperature Conversions

I enjoy the magazine very much and as a long-time subscriber I must say that I miss my favorite Department "Antique Radio." However, I am writing regarding Mr. John Iovine's metric conversions in the July issue.

As a Canadian who grew up using the imperial scale and now has to deal with this metric system, I have a better way of dealing with the temperature conversions that I can do in my head. It does not use the fraction method that was published and is faster and simpler. Here it is.

$$F - 32/1.8 = C$$

$$C \times 1.8 + 32 = F$$

or

$$212 - 32/1.8 = 0^{\circ}\text{C}$$

(temperature at which water freezes)

$$100 \times 1.8 + 32 = 212^{\circ}\text{F}$$

(temperature at which water boils)

This uses standard air pressure. Higher or lower air pressure will change the outcome.

When I was taking a full-time college program in 1990-1991, I wrote this on a test. The teacher was teaching the fraction method. I used my method and got the right answer.

GEORGE T. LOVE

via e-mail

Dialing Again?

I not only have used the Dialpad.com service, but I also have been in contact with the technical staff at *Dialpad.com* about problems. I accordingly regret that your otherwise-interesting column, "Making Free Phone Calls," (Net Watch, July) fails to mention either of two significant limitations inherent in the Dialpad.com service.

1. When used with AOL and similar ISPs, the "click here to listen" hyperlink will NOT function! One has, in cases such as AOL to treat the audio message as an ordinary attachment and go through a downloading-saving-load-an-appropriate-player sequence in order to hear the audio message! In view of the time/effort involved (and the computer

skills required of the recipient), it frankly might be better to forget about the audio message altogether and just send the recipient a regular e-mail!

2. One-minute of recording time is allowed per e-mailed audio message. A separate Dialpad audio e-mail will be required for each additional minute of one's audio message. I sincerely hope that the above information/comments will be of help to you.

ERNEST R. BIRNBAUM

via e-mail

Runco Update

I just received the November issue of *Poptronics*. Thanks for including the Runco VX-101 projector. Unfortunately, since issuing that press information in January, Runco has made some changes to this product. While it is still considered an affordable projector—perfect for first-time buyers, the VX-101 is now called the Reflection VX-101c, as the

once optional controller now comes standard with the projector.

Therefore the correct price would be \$9995. And Runco has just recently introduced a high-definition interface upgrade for the VX-101c—for \$1000; this entry-level projector will be able to produce HDTV via outboard decoder.

Thanks again for your support of Runco.

SUE MORGAN

Nicoll Public Relations

via e-mail

The End Of TV As We Know It

As we all witness the ushering in of a new era of digital-TV broadcasting (see our September issue), we may also be witnessing the beginning of the end of all free over-the-air broadcasting, an American institution as old as TV itself. You see, the same technology that enables all of these improvements in picture quality and reception formats also makes it extremely easy, and very inviting I might add, for the implementation of a "pay-for-your-reception" type system.

This technology is already in place and proven in the satellite-TV business, and it would be very simple to use that same technology to control your reception on a pay-for-reception basis. The digital scrambling, decoding keys, and other signals used to turn a customer's receiver "on" or cut off non-paying customers can be embedded in the digital signal just as easy as the other control signals used to provide this so-called "great" picture quality. Like a Trojan horse, what may be riding in along with this new technology could be very disappointing after we've all been suckered into believing that it's a good thing.

Whether this bad side effect happens quickly or through a relentless, slow process of attrition by network and broadcasting lobbyists, it will surely happen without serious opposition. Write your congressman and senators. Let's make sure that there is legislation put into place to prevent this travesty before it happens.

If they were to make money from pay-for-reception subscribers, they would be getting income from "both ends" of

KEEP IN TOUCH

We appreciate letters from our readers. Comments, suggestions, questions, bouquets, or brickbats ... we want to hear from you and find out what you like and what you dislike. If there are projects you want to see or articles you want to submit—we want to know about them.

You can write via snail mail to:

Letters

Poptronics

275-G Marcus Blvd.

Hauppauge, NY 11788

Sending letters to our subscription address increases the time it takes to respond to your letters, as the mail is forwarded to our editorial offices.

Our e-mail address can be found at the top of the column.

Of course, e-mail is fast.

All of our columnists can be reached through the e-mail addresses at the head of each column.

And don't forget to visit our Web site: www.gersback.com.

the business; this would of course give them windfall profits and eventually would develop into a price-gouging monopoly controlling everything that we watch and see on TV.

Today, we still have a choice: if we don't want to pay the price demanded for cable or satellite reception, we can still receive free broadcasting. Having this choice keeps a check and balance in place on the prices, quality, and content of the service provided by these companies. Can you imagine what will happen if this check and balance is removed?

"ANONYMOUS TEXAN"

via e-mail

No-Frills "QBASIC"

This no-frills QBASIC program is in answer to Ed Grens' letter in the November issue, concerning the article "LCDs for PCs" found in the March publication. (See sidebar).

SAM BROWMAN

Montreal, Quebec, Canada

The Greatest Show Off Earth

While I enjoyed your editorial in the September issue, I wanted to bring an error to your attention. The camera NASA used to televise Neil Armstrong setting foot on the Moon did not use mechanical-scanning with a Nipkow scanning disc. Please recall that in the Baird system, the thing that was scanned was the light source onto the subject. The pickup was non-scanning photo tubes. This had to be done in an otherwise dark room.

What NASA did use was a rotating color wheel, à la the 1949 mechanical color-TV system proposed by CBS, in front of the pickup tube. This was the lowest bandwidth way to transmit color pictures back to the earth. The mechanical color wheel was also used on numerous other NASA missions, both manned and unmanned. With modern electronics, they were able to make the pictures monochrome (B&W) compatible—something that eluded CBS. That's why the FCC rejected the system, and CBS had to buy back all the color sets already sold for their full price of \$1000. (In 1949—OUCH!) No wonder CBS was the last network to adopt the NTSC system.

My information about the camera actually came from the television coverage at the time. The color-wheel camera was used on some earlier NASA mis-

UPDATED "LCDs FOR PCs" PROGRAM

```

5  CLS
8  REM MAGART.BAS using QBASIC
10 REM prog. tested with Sharp LM16X21A and DAEWOO
    16216L-5 LCSs.
30  REM The first nine lines are the initialization process. Line 120
40  REM makes E=H, RS&RW=Low. Line 122 brings E&RS&RW=LOW.
120 OUT &H37A, &H1:  GOSUB700
121 OUT &H378, &H38: GOSUB700
122 OUT &H37A, &H0:  GOSUB700
125 OUT &H37A, &H1:  GOSUB700
130 OUT &H378, &HE:  GOSUB700
131 OUT &H37A, &H0:  GOSUB700
132 OUT &H37A, &H1:  GOSUB700
140 OUT &H378, &H6:  GOSUB700
141 OUT &H37A, &H0:  GOSUB700
145 REM INITIALIZ. OVER
150 REM for LCD line 1; lines 200-230 place an "S" on screen
200 OUT &H37A, &H5:  GOSUB700
220 OUT &H378, &H53: GOSUB700
230 OUT &H37A, &H4:  GOSUB700
600 GOTO 855
650 END
700 FOR j = 1 TO 2: NEXT
750 RETURN
765 REM line 200 makes RS&E=H, RW=LOW
770 REM line 230 makes RS=H; E&RW=LOW
780 END
855 REM lines 900-920 shift cursor to second line
900 OUT &H37A, &H1:  GOSUB700
910 OUT &H378, &HC0: GOSUB700
920 OUT &H37A, &H0:  GOSUB700
950 STOP
END

```

sions. The most detailed explanation of the technology came out on one of these previous missions. I'm sorry I can't remember the exact one—it's been a long time. I do remember the commentator—I believe it was Jules Bergman on ABC—who did a fairly detailed analysis of this first color-television camera for outer space. I particularly remember his reference to the CBS system, with which I had previously become familiar. What a hoot! ABC talking about CBS technology. Were they secretly gloating? As a teenager very interested in—maybe "obsessed with" is a better description—electronics, I just ate this up. I also remember the reference to this in relation to the Apollo 11 camera.

In retrospect, I find it amazing that the coverage back then had so much scientific depth, particularly Jules Bergman and ABC. The discussion of the reason for this system being a bandwidth issue came from this same coverage. And they made it understandable to more than just a geek kid (I graduated high school

in 1967).

My knowledge was supplemented by *Popular Science*, *Scientific American*, and, yes, **Popular Electronics**. (I've been reading Pop 'Tronics since about 1956. When Mr. Gernsback was the editor, I think.) But the majority of this knowledge came from, dare I say it, the "vast wasteland" of television.

As a side note, I do not believe there was ever a mechanically-scanned live-television pickup device that did not swing a spot of light back and forth, up and down, scanning the subject to be televised with the resulting reflection being picked up by photo tubes. This is what was used for the live Baird pickup at the Baird/Marconi shoot at Alexandra Palace (in London) before the start of WW II. The only other source of video Baird had was from film using a flying-spot scanner, again scanning the light, only this time using a CRT as the light source.

As I recall, this was one of the main

(Continued on page 46)

mailto:netwatch@gernsback.com

So You WANT TO Build A FIGHTING Robot...

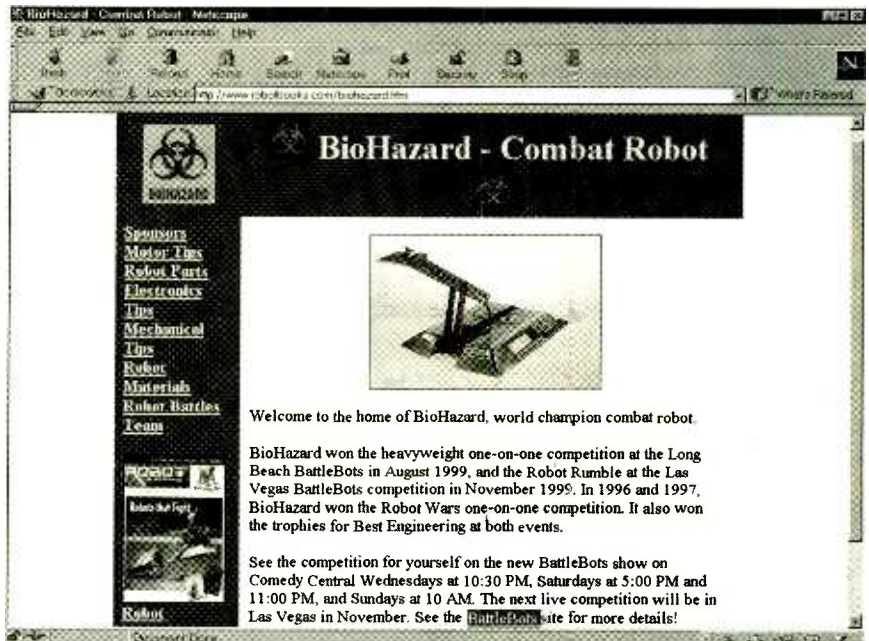
There are numerous video games available that give the player command and control of a giant robot for the express purpose of wreaking havoc. Why settle for a game when you can have the real thing? Robot mania—a mixture of creativity, mayhem, and cutting-edge robot technology—is sweeping America. Crews of technicians and dreamers are creating robot terrors on a small scale. With a new television show illustrating the climax of battles and hundreds of sites pertaining to robot building and competitive fighting emerging each day, now is the time to explore this robotic wave.

The following is only a smattering of information related to competitive robot battles that resides on the Internet:

BATTLEBOTS.COM

On the forefront of robotic action lies the domain of *Battlebots*. This is a world where teams develop robots for the sole purpose of destroying other robots. The battlefield is a sadistic arena cordoned off by a chain-link fence. Within are various traps and mechanisms of destruction, often used by the participants in the eradication of opponents. Set upon this stage are the robotic gladiators, each supported and operated by a crew of aspiring champions. You, too, can log on to www.battlebots.com and visit the virtual headquarters of this tech-progressive, competitive sport. Any hard-core electronics/robotics enthusiast can appreciate the content of this site.

Let's take a gander inside battlebots.com. "Battlebots" is aired weekly



Biohazard is an example of a prize-winning Battlebot that has its own Web page.

on the Comedy Central cable network. Viewers can go deep behind the scenes via the www.battlebots.com Web page. The home page provides links to pages explaining:

- The concept behind battlebots
- Current competitors, crews, and creators
- Competition rules
- A section dedicated to help people build their very own metal-stomping robot

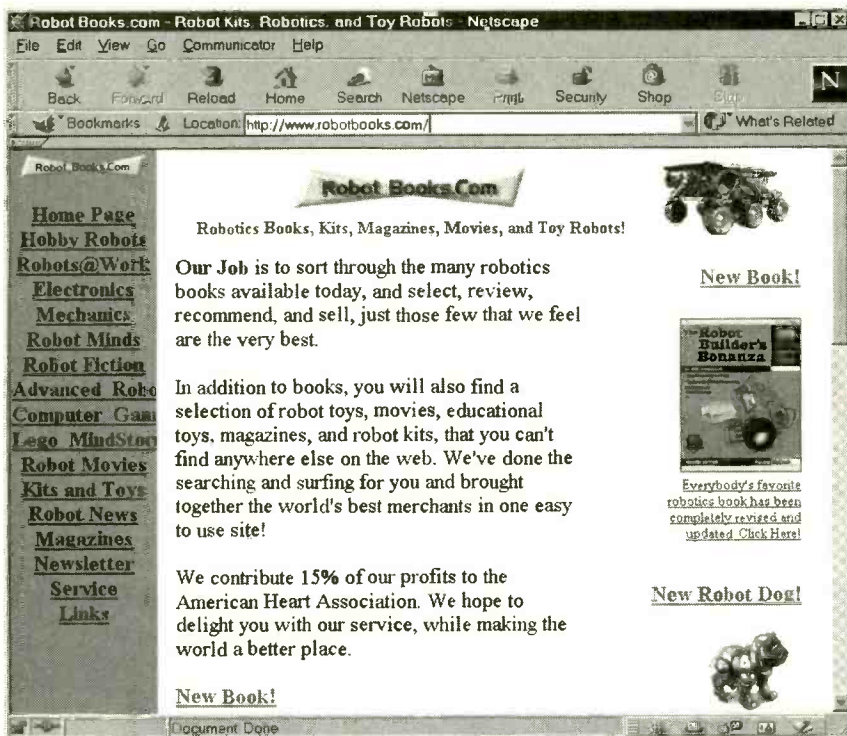
The competitors seem to range from early adolescents to some seasoned forty-somethings, all with impressive records. By clicking on

"Meet the Robots," the viewer can browse through the weight classes and view the stats for each robot. Links are also provided to the page of a robot's crew, a supporting cast of cutting-edge tech heads with names like "Odin," "Das Bot," and "Pressure Drop," who are the true stars of this unique tech environment.

Browsing through Battlebots.com can lead to some interesting sites concerning the building of robots. Two examples are the *Biohazard* homepage and *Robotbooks.com*.

BIOHAZARD

This low-tech site—www.robotbooks.com/biohazard.htm—fea-



If you want to learn about robot design and construction, this Web site is "one-stop shopping" for all your information needs.

tures the robot known as "Biohazard." This winning athlete has made a reputation for itself within the Battlebot circuit. Biohazard's site has a lot to offer, including: action photos of the robot's competitions (complete with text narratives), tips and hints on

robot development and construction, and a list of vendors for all your robot-building needs. An example of the myriad of sites created by Battle-bot contestants, this site is just a taste of the numerous references available for neophyte robot

HOT SITES

BattleBots
www.battlebots.com

Biohazard
www.robotbooks.com/biohazard.htm

RobotBooks
www.Robotbooks.com

builders. The tips offer detailed instructions on tasks such as electronic motor tune-ups, use of capacitors as horsepower boosts, and radio remote-control units

The Biohazard site, like many other novelty sites, is lacking in the pizzazz frequently seen on more expensively produced URLs, but the wealth of information and links is an undeniable asset to avid robot buffs. Biohazard pays homage to a mega-store of robotic resources, Robotbooks.com.

ROBOTBOOKS.COM

If robotic projects are your bag, you might want to pay a visit to www.Robotbooks.com. Reference books and kits are available in abundance within the pages of this virtual robot store. Whether you are looking for the latest video game, a novel, or a pre-built, programmable robot, chances are you can find what you need here. There are hundreds of projects that can be created at home by hobbyists of all ages. A lot of emphasis is placed on technology exploration for kids, but this is balanced out by a selection of advanced kits designed to create some amazing technologies.

This particular site can be likened to the virtual-catalog sites available for book and music purchases. The main difference is that Robotbooks.com stays true to its exclusive content. An eager hobbyist can certainly find similar sites in practically any form of electronics.

LET YOUR IMAGINATION RUN FREE

The Internet, much like a local library, can be effectively employed as a powerful research tool. Future pioneers of robotics can start their journey with the help of the Internet's seemingly endless source of refer

(Continued on page 66)



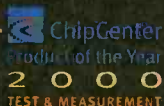
If you find industrial robots dull and boring and NASA-style explorers leave you intellectually exhausted, you can't find more "check-your-brains-at-the-door" fun per kilowatt-hour than with BattleBots!

Perfect X-MAS gift for technical oriented people now available at www.wittigtechnologies.com

20 MHz Pen-Type Oscilloscope

with new enlarged LC-Display

over
45,000
scopes sold
world-wide



Pen-Type Oscilloscope V5.0 2000, supplied items:
PC-Software with Operator's Manual on 3.5" disk, Serial PC-Interface cable (6ft), External Trigger Cable with clip, Ground Cable with clip, External Power Cable with Alligator clips Full Color Gift Box, US\$ 79.99
(Software MS-DOS/Windows3.1/95/98 compatible)

Palm Software includes 6ft Serial Cable US\$ 8.99 (Option)

Battery PowerPack includes two AA-size batteries US\$ 9.99 (Option) up to 8h continuous operation, typical alkaline

Add shipment and handling cost total US\$ 9.99. Delivered by Federal Express within 3 days, anywhere in the U.S. and Canada. Special Christmas Sale offer only, pricing valid until January 15, 2001.

Developed and manufactured in Germany by Wittig Technologies AG - www.wittigtechnologies.com
All trademarks belong to their respective owners.

Includes PC Software and cable



Optional Power Pack and Palm Software



CIRCLE 140 ON FREE INFORMATION CARD

www.americanradiohistory.com

CD ROM based resources for learning and designing

The internationally renowned series of CD ROMs from Matrix Multimedia has been designed to both improve your circuit design skills and to also provide you with sets of tools to actually help you design the circuits themselves.



ONLY
\$50
(student/home)

Electronic Circuits and Components provides an introduction to the principles and application of the most common types of electronic components and how they are used to form complete circuits. Sections on the disc include: fundamental electronic theory, active components, passive components, analogue circuits and digital circuits.

The Parts Gallery has been designed to overcome the problem of component and symbol recognition. The CD will help students to recognize common electronic components and their corresponding symbols in circuit diagrams. Quizzes are included.

Digital Electronics details the principles and practice of digital electronics, including logic gates, combinational and sequential logic circuits, clocks, counters, shift registers, and displays. The CD ROM also provides an introduction to microprocessor based systems.

Analog Electronics is a complete learning resource for this most difficult subject. The CD ROM includes the usual wealth of virtual laboratories as well as an electronic circuit simulator with over 50 pre-designed analog circuits which gives you the ultimate learning tool. The CD provides comprehensive coverage of analog fundamentals, transistor circuit design, op-amps, filters, oscillators, and other analog systems.

Electronic Projects is just that: a series of ten projects for students to build with all support information. The CD is designed to provide a set of projects which will complement students' work on the other 3 CDs in the Electronics Education Series. Each project on the CD is supplied with schematic diagrams, circuit and PCB layout files, component lists and comprehensive circuit explanations.

PICtutor and C for PICmicro microcontrollers both contain complete sets of tutorials for programming the PICmicro series of microcontrollers in assembly language and C respectively. Both CD ROMs contain programs that allow you to convert your code into hex and then download it (via printer port) into a PIC16F84. The accompanying development board provides an unrivaled platform for learning about PIC microcontrollers and for further development work.

Digital Works is a highly interactive scalable digital logic simulator designed to allow electronics and computer science students to build complex digital logic circuits incorporating circuit macros, 4000 and 74 series logic.

CADPACK includes software for schematic capture, circuit simulation, and PCB design and is capable of producing industrial quality schematics and circuit board layouts. **CADPACK** includes unique circuit design and animation/simulation that will help your students understand the basic operation of many circuits.

Analog Filters is a complete course in filter design and synthesis and contains expert systems to assist in designing active and passive filters.




Photo shows PICmicro development kit supplied with installation versions of C for PICmicros and PICtutor

Shareware/demo CD ROM with more than 20 programs \$4.99 refundable with any purchase.

Order Form:

Please circle the products you would like to buy on the table below, calculate the total cost, fill in the rest of the order form and send it to us. NY residents add sales tax. Please allow 6 weeks for delivery.

| | Student | Institution |
|---------------------------|---------|-------------|
| Electronic Ccts. & Comps. | \$50 | \$99 |
| Digital Electronics | \$50 | \$99 |
| Analog Electronics | \$50 | \$99 |
| Electronic Projects | \$75 | \$159 |
| PICtutor | \$179 | \$350 |
| C for PICmicros | \$179 | \$350 |
| Digital Works | \$50 | \$99 |
| CADPACK | \$75 | \$159 |
| Analog Filters | \$75 | \$159 |
| Postage - USA | \$5 | \$5 |
| Postage - Canada | \$5 | \$5 |

Name: _____

Address: _____

Zip: _____ Phone: _____

Card Type: _____
Mastercard, Visa, or Discover only

Card number:

I have enclosed my check for \$: _____

Signature: _____

Please charge my credit card for \$: _____

Phone your order to us on:


631-592-6721

or send your order to:

CLAGGK Inc.
PO Box 12162

Hauppauge, NY 11788

Expire date:



CL02

Order online NOW from: www.poptronics.com

GIZMO®

Digital Photos Are a Snap

With Nikon's *Coolpix 880* (\$700.95), you don't need a background in photography to take great pictures. The digital still camera combines a 3.34 megapixel CCD with a maximum resolution of 2048 × 1536 and a 2.5X Zoom-Nikkor lens. To ensure superior picture quality with every shot, the Scene Mode adjusts the settings for 11 different situations, including sunset, close-up, backlight, fireworks, beach/snow, and landscape. The Quick Review function allows you to see each picture immediately after shooting it or scroll through all previously recorded images, without navigating through complex menus or switching to playback mode. The Best Shot Selector captures consecutive shots and then chooses the best and discards the rest. Operation is streamlined with quick, one-touch startup, mode selection via a pictorial dial, and a USB port for Plug-and-Play connectivity.

Although it offers the simplicity of a point-and-shoot camera, the *Coolpix 880* includes a manual mode for more experienced photographers. For added flexibility and expandability, a variety of converters, slide adapters, lenses, and a remote cord are available options. The lenses, which require the use of an optional step-down ring, include telephoto, wide-angle, and fisheye. A Duracell Ultra245 (2CR5) battery and an 8MB CompactFlash card are included.

Nikon Inc., 1300 Walt Whitman Rd., Melville, NY 11747-3064; 800-NIKON-UX; www.nikonusa.com.



CIRCLE 50 ON FREE INFORMATION CARD



High-Speed CD Recorder

The dual-tray *XC-RW700* CD recorder (\$650) from Aiwa offers 4X dubbing that allows a 60-minute CD to be copied in just 15 minutes. One tray is playback only, and the other can be used for both playback and recording. The unit is compatible with both CD-R and CD-RW discs.

An automatic sampling rate converter that allows you to record from virtually any digital source using sampling rates from 32 kHz to 96 kHz is especially useful when recording from a digital audio tape (DAT) deck. The *XC-RW700* also features 96-kHz multi-bit delta sigma digital-to-analog converters and 128X oversampling. For recording and playback flexibility, the CD recorder offers two coaxial and two optical digital inputs, two coaxial and two optical digital outputs, and one set of analog inputs and outputs. One optical input is located on the front panel.

Aiwa America, Inc., 800 Corporate Dr., Mahwah, NJ 07430; 201-512-3600; www.aiwa.com.

CIRCLE 51 ON FREE INFORMATION CARD

Way to Go

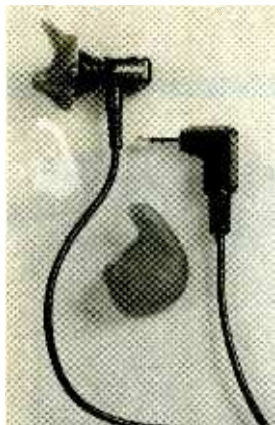
The *V5000 Series Multi-Sensor Vehicle Compass* (\$99.95) from California Car Cover Company uses a patented magnetic sensor that is said to electronically compensate for external magnetic fields generated by the vehicle and to eliminate the manual adjustments that are needed with traditional compasses. Besides pointing you in the right direction, the compass provides directional readouts and features an automatic trip timer and trip logs. Equipped with temperature and altitude sensors, the *V5000 Series* displays the temperature inside and outside the vehicle and offers a digital clock, altimeter readings, and black-ice warnings.

The compass is designed for use in a car, truck, SUV, or RV. It comes with an adjustable mounting bracket that rotates 180 degrees and can be attached to the windshield, dashboard, or headliner with heavy-duty suction cups. It runs on two AAA batteries or can use an optional 12-volt DC power cord.

California Car Cover Company, 9525 DeSoto Ave., Chatsworth, CA 91311; 818-998-2100; www.calcarcover.com.

CIRCLE 52 ON FREE INFORMATION CARD





Hands-Free Communications

Holding a cordless phone while trying to work around the house or at the office is inconvenient, and holding a cell phone while driving is downright dangerous. JABRA Corporation offers cellular, PCS, cordless phone, and computer users the freedom of hands-free communications with the *Jabra EarSet* (\$39.95). The EarSet combines a speaker and microphone in one tiny earpiece that fits in the outer ear and is nearly impervious to wind and other outside noises. The patented EarGel is a soft, brightly colored, ergonomic ear mold that custom fits the product in the outer ear. Made of easy-to-clean plastic, the lightweight EarGel hugs the ear and can be worn comfortably for hours. Designed to boost sound, it is said to provide better reception than a phone handset.

JABRA Corp., 9171 Towne Center Dr., #500, San Diego, CA 92122; 800-EAR-2230; www.jabra.com.

CIRCLE 53 ON FREE INFORMATION CARD

Stormy Weather?

Be forewarned with the *Thunderbolt Storm Detector* from Speedtech Instruments. The palm-sized device is available in purple for personal use (\$249) and bright yellow for industrial applications (\$399, including utility accessory package). Each model is shock-proof and weatherized for use in extreme conditions. The Thunderbolt has a storm-detection range of 60 miles and is said to be 100% accurate. The easy-to-read LCD automatically displays estimates of storm speed, range, and intensity level. It also lets you know the probability that the storm will strike at your location and the estimated time of arrival, with a message such as: "Storm approaching. ETA 5 minutes."

The Storm Detector provides computer analysis and detection of squall lines and severe storm cells. Besides the text messages, a red LED and an audible tone warn of approaching storms. You can select the warning modes and frequencies, and a connector is provided for an external alarm. The device uses an included 120-volt AC adapter, or can run for about 50 hours on one 9-volt battery. It measures less than 3½ × 6½ inches and weighs 14½ ounces.

Speedtech Instruments, 10413 Deerfoot Dr., Great Falls, VA 22066; 800-760-0004; www.speedtech.com.

CIRCLE 54 ON FREE INFORMATION CARD



D-I-Y In-Wall Speakers

The *HomeTech* line of in-wall loudspeakers (\$129-\$189) from Sonance is designed for easy installation by the average homeowner. The system includes in-wall/in-ceiling speakers and all the mounting accessories needed. The mounting system features dog toggles, making the speakers easier to install. Should problems arise, there's a toll-free installation-help number.

The HomeTech speakers use rubber woofers for durability and enhanced sound quality. The speakers' grilles are pre-painted white and can be painted or wallpapered to match the décor. Round and rectangular models are available. The HT6, sold in pairs, is a rectangular speaker designed for use in home-theater applications. The HT6R, also sold in pairs, is a round, multi-purpose speaker for use with all types of audio equipment.

Optional accessories include speaker selectors that provide safe connection of up to four or six pairs of speakers to a stereo receiver or amplifier and on/off control for each pair; an in-wall speaker volume control; and 50- or 100-foot lengths of stereo speaker cable that is UL- and NEC-rated for Class 2 or 3 low-voltage wiring inside walls.

Sonance, 212 Avenida Fabricante, San Clemente, CA 92672; 949-492-7777; www.sonance.com.

CIRCLE 55 ON FREE INFORMATION CARD





42-Inch Flat Plasma Display

With a price tag of \$12,995 the VPW420 plasma display is not for your run-of-the-mill media room, but it is wonderful for its niche market. Only 3.5 inches deep with an 852 × 480 resolution, it delivers a wide 160-degree viewing angle and can be easily mounted on a pedestal, ceiling, or wall.

ViewSonic Corp.; 800-688-6688; www.viewsonic.com.

CIRCLE 56 ON FREE INFORMATION CARD



Removable Labels for Rewritable CDs and DVDs

Write-Away Removable Labels, unlike fixed labels already on the market, use a specially designed adhesive placement to minimize contact with the disc's data area. This adhesive allows



the user to easily remove the labels, yet holds them securely in place. A kit of 20 labels will sell for \$11.95. A pack of 50 will cost \$24.95.

Digital Innovations;

888-SMART58; www.digitalinnovations.com.

CIRCLE 57 ON FREE INFORMATION CARD

Internet Radio—Computer Not Needed!

Looking like a stylized decorator version of an AM/FM radio, the Kerbango *Internet Radio* (under \$300) plays Internet audio of all kinds—without a computer. Plug it into a power source and an Internet connection, and you can tune-in everything: local radio stations, hometown sporting events and programs that are not broadcast locally, Internet-only stations, and your favorite music tracks.



Kerbango; 408-257-4800; www.kerbango.com.

CIRCLE 58 ON FREE INFORMATION CARD

Music! In the Palm of Your Hand

What's smaller than a breadbox? The RCA *K@ZOO* (\$149 MSRP) is an MP3 music device the size of a matchbox that stores and plays up to one hour of .MP3 files anywhere. Although tiny, the unit has all the features of a full-size device—a built-in preset equalizer, repeat function, and an LCD display.

Thomson Consumer Electronics; 317-587-3000; www.thomson-multimedia.com.



CIRCLE 59 ON FREE INFORMATION CARD

Super-High-Capacity DVD-RAM Drive

Need a lot of low-cost computer storage? The Panasonic *LF-D201U* will let you store up to 9.4GB—the equivalent of seven CD-ROMs—on a single rewritable double-sided DVD disc. More than 4000 full-color digital images, two hours of MPEG-2 video or over 4000,000 documents can fit on just one single-sided 4.7GB disc.

Panasonic Document Imaging Company; 800-742-8086; www.panasonic.com/office.

CIRCLE 60 ON FREE INFORMATION CARD




YET ANOTHER Upgrade?

This has been a pretty good year for upgrading older PCs. Back in the March 2000 issue, we covered replacing an original Pentium processor with an MMX-enabled CPU that was three or four times faster. More recently, we looked at the possibility of replacing a Pentium II or Celeron with a Pentium III.

This time around, we'll look at an alternative for all of those folks who believed Intel when it launched the Pentium Pro as "the next big thing" in November 1995. Actually, Intel was very hopeful about the prospects for this CPU. It contained the core of what would become the Pentium II several years later. The original Pentium, or P5, offered 3.1 million transistors. The Pentium Pro, the first of the P6 series, bumped up the count to 5.1 million transistors. A second data cache, called an L2 (for Level 2) cache, is integrated into the packaging, though it is located off the CPU die itself. The Pentium Pro really was a much-improved CPU, and initially, PCs incorporating the Pentium Pro sold very well, especially in the corporate market.

Then Intel shot the Pentium Pro in the foot with the release, in January 1997, of the Pentium MMX, or P55C. This Pentium MMX processor was the third generation of the original Pentium, with 4.5 million transistors, a 16K internal data cache, and the addition of 57 new hardware instructions for speeding up multimedia processes. The existing Pentium Pro was faster, had more transistors, and a Level 2 cache that operated at processor speed, rather than the external Level 2 cache that the Pentium MMX required.



The Pentium Pro CPU is hidden under all those heat sink fins.

which operated at the PC's much slower bus speed. In all respects but those MMX instructions, the Pentium Pro was a much better chip.

It didn't much matter. With software vendors quickly incorporating the ability to take advantage of these new MMX instructions to provide increased performance, the Pentium Pro's days were numbered. The end of 1997 quietly retired the chip. A Pentium Pro "Overdrive" processor, which Intel produced to upgrade the Pentium Pro to Pentium II capabilities, also came and went quickly.

A QUICK SHOT IN THE PROCESSOR

While it wasn't available for a long period, Pentium Pro-based systems were popular, as they were the most powerful PCs available at the time. There are still thousands out there, though many are now pretty much at the end of their useful lives. PCs that are much more powerful have been available for quite some time now, and many applications expect—and use—more power than a Pentium Pro is capable of delivering.

That's a shame. Many of these systems have been upgraded over the years, with lots of RAM, larger hard disks, and higher-end video cards. All that's really holding them back is the 180- to 200-MHz Pentium Pro CPUs.

Fortunately, one of the companies most active in processor upgrades has finally addressed this forgotten market. Evergreen Technologies already makes up-grades for the original Pentium-based machines as well as for upgrading Pentium II systems. The newest additions to its lineup are the \$179 PerformaPRO 500 and the \$249 PerformaPRO 600. These two modules plug into the Socket-8 motherboard socket that the Pentium Pro currently occupies and up-grade the system to an Intel Celeron running at 500 or 600 MHz.

Performing this quick upgrade not only adds a much higher-powered CPU to your old Pentium Pro-based PC, but also gives you the ability to take advantage of the MMX instructions most graphic and multimedia software now incorporate.

We installed the PerformaPRO 600 on a Gateway G6-180 that, except for the CPU, had been upgraded a number of times over the years with a large hard disk, 64MB of RAM, and a Number 9 Revolution128 video card. The PerformaPRO upgrades do not work with every Pentium Pro-based system. The upgrade is only for Pentium Pro CPUs that operate at 180 MHz or faster. In addition, the motherboard and BIOS need to be able to support the new CPU. Before ordering the upgrade, you need to note the vendor and ver-



The completed upgrade adds a fan, but doesn't interfere with any of the other motherboard components.

sion number of your system's BIOS and ask Evergreen if your system is supported. You can usually get this information by watching carefully as the PC boots, or by using a utility, such as the shareware system-information application SANDRA, which provides this data.

PLUG AND ALMOST PLAY

Once Evergreen determined that the PerformaPRO600 would work with our intended upgrade platform, performing the actual upgrade was very simple. The Pentium Pro on our Gateway was installed in a ZIF (zero-insertion-force) socket, with a large heatsink clipped to the base. We had to first unclip and remove the heatsink and then move the locking lever on the socket. The Pentium Pro CPU just lifts out, and the PerformaPRO 600 simply plugs into the socket in its place. Because the PerformaPRO 600 has a fan attached to its heat sink, you need to plug the fan into a power connector. A "Y-"type splitter cable is provided for this purpose. You also have to plug in a second power connector that powers the circuitry on the Celeron's adapter card. Once the upgrade is installed, you boot up the system and run a short program on the included floppy disk. This installs a utility that enables the Celeron's

on-board 128K Level 2 cache.

Our system booted fine the first time but, after installing the software utility, froze on reboot. We were able to reboot in Windows' Safe Mode, so we removed the line in the AUTOEXEC.BAT file that ran the Level 2 cache enabling utility. With this utility disabled, our upgraded system booted right into Windows.

In testing the upgraded system, we noticed that the CPU was being reported as running at 533-MHz, rather than 600-MHz. A bit of investigation and a call to Evergreen Technologies' tech support uncovered the fact that the front-side bus on our G6-180 was running at 60-MHz. Full performance from the Celeron requires a 66-MHz front-side bus. We tried to reset the bus speed with the motherboard jumpers for this purpose, but the system kept locking up. Finally, we just reset the jumpers to their original location, and resigned ourselves to living with the equivalent of a 533-MHz CPU.

IS IT WORTH THE PRICE?

We measured performance before and after the upgrade using the CPU and CPU Multimedia benchmarks contained in the SANDRA utility. Table 1 summarizes those tests. Since the original Pentium Pro did not offer MMX instructions, the column in the table that reports this has "Not Applicable" (N/A) as an entry. A quick look at those particular tests shows between a three- and nine-time improvement, depending on what is being measured.

The real boost shows up when running computing-intensive applications, such as *Photoshop*, *PhotoDeluxe*, or even games; the improvement is immediately noticeable.

Is this particular upgrade worthwhile? The answer is the same as with other upgrades—it depends. With the system we upgraded, we

Accredited B.S. Degree in Computers or Electronics

by studying at Home

Grantham College of Engineering offers 3 distance education programs:

- B.S.E.T. emphasis in Electronics
- B.S.E.T. emphasis in Computers
- B.S. in Computer Science

-Electronics Workbench Professional 5.0 included in our B.S.E.T curriculums
 -Approved by more than 200 Companies, VA and Dantes, (tuition assistance avail.)

For your free catalog of our programs dial

1-888-919-8181 Ext. 15

<http://www.grantham.edu>

GCE

Your first step to help yourself better your future!



Grantham College of Engineering
 34641 Grantham College Road
 Slidell, LA 70460-6815

CIRCLE 282 ON FREE INFORMATION CARD

VENDOR INFORMATION

Evergreen Technologies, Inc.
 808 NW Buchanan Ave.
 Corvallis, OR 97330
 541-757-0934
www.evergreennow.com

CIRCLE 110 ON FREE INFORMATION CARD

had performed intermediate upgrades of memory, hard disk, and video, along the way over the years. If you haven't maintained your Pentium Pro system and first have to start considering upgrades in these other areas as well, then the PerformaPRO 500 or 600 probably isn't worth doing. By the time you add in more RAM and a new hard disk, you are probably better off just buying a new system.

On the other hand, if your system has been steadily upgraded over the years, the PerformaPRO 500 or 600 is a relatively inexpensive way to both boost performance significantly and get another year or two of use from that Pentium Pro you were probably thinking of dumping.

TABLE 1
 SANDRA CPU BENCHMARK RESULTS

| CPU | FPU | Integer MMX | Floating-Point Multimedia |
|-------------------|-----------|-------------|---------------------------|
| Pentium Pro | 493 MIPS | 230 MFLOPS | N/A |
| Evergreen Upgrade | 1496 MIPS | 727 MFLOPS | 1696 |
| | | | 2260 it/s |

A Hands-on Electronics® REPORT

Here we are at the dawn of a new millennium—again. Every publication is checking out new technology: what's hot and what's not for the 21st century. In the computer realm, the movement is to smaller, flatter, more portable devices—with more and more features. Consumers want sleek, all-in-one devices that recognize their voices, recognize their handwriting, and connect them to the Internet. Something that doesn't need peripherals—no mouse, no keyboard—would be a real hit.

Is the *Qbe Cirrus Personal Computing Tablet* from Aqcess Technologies the answer to that wish? Well, yes and no. First let's look at what this tablet has to offer.

The Qbe is the first Personal Computing Tablet offered by Aqcess with a Pentium II 400-MHz processor. It comes equipped with a 12GB hard drive, 128MB of upgradeable memory, a 56K modem, and a network card. Additional tools include Internet access along with multimedia features.

Most noteworthy is its compact size. The Qbe measures just 14 by 10 by 1.6 inches, slightly larger than a legal pad, and weighs just less than six pounds. Now this is not a palm-size device for jotting notes and reminders, but rather a tablet designed for work.

The included stylus allows users to navigate and write on the eye-catching 13.3-inch, active-matrix, color touch screen. Both handwriting and voice recognition are offered in the Qbe's assortment of tools. (More about these features later.) Other useful extras are a small digital camera and a Smartcard magnetic strip reader.

Panel of Reviewers. We asked a panel of reviewers to put the Qbe through its paces and report their

Aqcess Qbe Portable Tablet



findings. The three reviewers were all excited about working with the feature-rich device. (Speaking of rich, the price for our review unit was listed as \$4745, but the price has been reduced to \$2999. By the time this was being written, we had received word that a smaller, lighter weight, less expensive version—the Qbe II—was just released.)

Let's look at their reports.

The Network Manager. I was fascinated and intrigued by its design and by the concept of the touch screen. The built-in camera and the credit card swipe were also impressive. The touch screen combined with the Qbe's handwriting recognition ability makes the unit easy to use. I could write with one hand while holding the tablet in my other arm. After a while, the tablet did start to feel somewhat heavy compared to the Palm IV that I've grown quite accustomed to.

I was also impressed when a colleague, who was quite familiar with voice recognition software, showed me the voice recognition on the tablet. However, I did not have the same success and could not get the voice recognition to work.

For the average user, a good laptop and a state-of-the-art Palm Pilot would be a better fit. However, that combination still wouldn't have all the features and benefits that come bundled in the Qbe, which is a lot of fun to play with and a surefire conversation piece.

With all its bells and whistles, I feel the unit will be a must-have for any salesperson out in the field. I suggest that sales reps or warehouse managers should go straight to their IT manager and tell him to get you one immediately!

The Artist. To begin with, I found that the device was fairly simple to set up straight from the box. The

unit came with an easy-to-read quickstart instruction sheet. There is no need to be a power user to get the machine running.

The quickstart instructions direct you to hook up the AC adapter, the pen, and the keyboard. As I saw myself slowly become tangled up in a small spider's web of black cables, I was slightly skeptical about how the Qbe was going to be more convenient or fun than my desktop unit.

Once it was fully up and running, I found that I only needed to use the keyboard as a last resort...most of what I needed to do could be done with the pen. The keyboard is a comfy safety net, because no matter how point-and-click oriented you are, you are more key-stroke-rellant than you think. I found that out quickly enough.

One of the first things I noticed is that the unit is heavy. Quite heavy. Considering all the computing power (CPU, monitor, CD-ROM drive, video capture, hard drive, mouse and pen controllers, touchscreen functions, etc.) that has to be packed into a device about the size of the Sears Christmas Wish Book, this is more than understandable. However, for all the features and weight, there is no removable medium drive (other than the CD-ROM drive). No zip drive. No floppy drive. No ORB drive. No superdisk drive. The only way to get your files out of the Qbe is either to e-mail (or upload) them over the Internet or by connecting it to another computer. For all the convenience of being able to work out in the field and on the fly, there is no easy response to a request for a copy of that file. But I digress.

Let's look at the features. It is exceedingly easy to switch the display from portrait to landscape mode, and back again—just a double-click. Right-clicking is achieved either through clicking on a floating button on the desktop (highly convenient for its proximity and availability and exceedingly annoying because it's obstructing your work area) or by clicking on the button on the frame of the unit itself (not quite as convenient, but much less annoying).

Calibrating the pen is also a simple task, and is highly recommend-

ed any time that you switch from portrait to landscape mode (or back).

I work as a freelance artist. True, I do my work on a computer, but my trip to the CRT was a reluctant one. I started out trying a light-pen on my dad's Commodore 64 back in nineteen eighty-something. Given the low resolution of those monitors and the jitter factor of the pen in those days, said pen was useless and was quickly returned to the store for a refund.

Fast-forward about a decade (and a few Intel processor chips) later, I received a tablet as a Christmas

gift. I found the pen to be an awkward substitute for my mouse, and an even more cumbersome replacement for my keyboard. When it came to actually using it to draw, that was a different matter. Now if you don't draw, bear with me. If you use paint or pastels or ink or pencils, you apply said tools directly to your paper/ canvas/whatever. What you apply your pigment to and where your eyes are focused are roughly the same point. Now switch to a tablet. When drawing on a slab of plastic (most likely, in your lap), while looking at your

Frustration? No, thanks. Fun? Yes, please.



Satisfied customers - the key to our success

- ▶ that's why every new EAGLE version is based on the feedback from our customers
- ▶ that's why all our customers have access to our highly acclaimed, comprehensive support, free of charge
- ▶ that's why EAGLE has no hidden costs for libraries or modules which prove to be indispensable after purchasing
- ▶ that's why we really want customers to enjoy working with EAGLE
- ▶ that's why EAGLE is one of the top-rated programs for schematic capture and board layout

EAGLE 4.0

Schematic Capture • Board Layout
Autorouter



Windows is a registered trademark of Microsoft Corporation.
Linux is a registered trademark of Linus Torvalds.

Version 4.0 Highlights

- New Library Management with Component Browser
- Technology and Package variants for components
- Design your own commands via User Language
- Unlimited length for component names/values
- Design Rules define pad/via dimensions and shapes
- Net Classes for Autorouter and DRC
- Minimum Autorouter grid: 0.02 mm
- SMD pads can be rounded or round
- Different pad shapes for Top, Bottom, or inner layers



EAGLE 4.0 Light is Freeware!

You can use EAGLE Light for testing and for non-commercial applications without charge. The Freeware Version is restricted to boards up to half Eurocard format, with a maximum of two signal layers and one schematic sheet. All other features correspond to those of the Professional Version. Download it from our Internet Site or order our free CD.

The Standard Version is suitable for boards in Eurocard format with up to 4 signal layers. The Professional Version has no such limitations.


<http://www.CadSoftUSA.com>

800-858-8355

CadSoft Computer, Inc., 801 S. Federal Highway, Delray Beach, FL 33483
Hotline (561) 274-8355, Fax (561) 274-8218, E-Mail: info@cadsoftusa.com

| Prices | Light | Standard | Professional |
|---------------------------------|-------|----------|--------------|
| Layout | | 199\$ | 399\$ |
| Layout + Schematic | | 398\$ | 798\$ |
| Layout + Autorouter | | 398\$ | 798\$ |
| Layout + Schematic + Autorouter | 49\$ | 597\$ | 1197\$ |

Pay the difference for Upgrades



Our artist reviewer created this drawing to test the Qbe's utility as an illustration platform.

monitor, there's a good 90-degree difference in orientation. Granted, I'm not the world's most coordinated soul, but it just felt *wrong*. I'd draw on that tablet, only under duress or when the one who gave it to me was looking, but the moment his back was turned, back to the paper and pencil I'd go.

I thought, If only they could come up with a laptop with a display I could draw on—something where I can look at what I'm drawing on. "Oh, what a happy girl I'd be, my brothers!" When I'd heard about the Qbe, was I ever intrigued.

I calibrated the pen and opened up *Paint*. I found that the level of control was not quite sufficient to the task of creating an illustration. The cursor always seemed just a squeak off—a little too low or a little too much to the side—not a lot, mind you, but more than you would expect from sheer parallax. With practice, I was able to get used to this, after a fashion. It felt unusual, though...a little like tying a string to the butt-end of a paintbrush and trying to paint by holding just the string. I tried drawing using my finger, but precision faltered

even more. Included in this review is a quick doodle I created on the Qbe, which I call, "My Eye."

The Qbe is indeed a hot unit. Literally. As in, don't use it on your lap wearing shorts in the summer-time hot. Earlier, I had plugged the unit in and placed it on a sofa to charge up (the battery charges up quite quickly—about two hours to a full charge). When I came back, the unit had shut itself down. When I restarted it, I found it hot to the touch, and I powered the unit down to cool.

In general, the heat problem must be addressed. A re-writable removable media drive needs to be added (ORB or Zip).

If the Qbe is being marketed to the artist (which makes exquisite sense), then the precision of the pen interface needs to be tweaked.

If it is being marketed to the guy (or gal) on the go, then the portability has to improve a bit. You need to be able to leave the keyboard and mouse at home.

If asked if I liked the machine, I would have to answer with a qualified "yes." Mind you, a *qualified* yes.

It's a nifty little gem and a terrific idea, but the final execution needs a little more time in the laboratory.

The Electronics Enthusiast. The Qbe is a great first 'step in a new portable device. It is trying to do something never done before—to be a renaissance portable computer that provides all the possible services of a PC, without the need for a keyboard.

When I went through the standard configuration to start it up, I encountered some bugs and "freezes." However, after turning the machine off, pausing for a few seconds, and rebooting, I was pleased to see that it picked up where it left off and I didn't have to start from the beginning. Sadly, such "glitches" are the norm in the computer industry. A small percentage of units shipped from the factory will not start cleanly the first time power is applied. I've seen it happen to machines from Dells and Compaqs down to Packard Bells. The Qbe review unit just happened to be one of those.

Unlike my colleague, I didn't have any problems with the voice-recognition software. I have used voice recognition software in the past—the "one...word...at...a...time" variety—and found the Qbe's natural-speech voice recognition software to work as advertised. After only one training session, I was able to run a test by reciting the Preamble to the Constitution and the opening paragraphs of the Gettysburg Address; the software performed flawlessly. All I can say is that those who have not experienced natural-speech voice recognition are in for a real treat!

On the other hand, I found the handwriting recognition disappointing. It had difficulty recognizing some characters and proofing symbols. Although it did okay one character at a time, it took 5 to 6 seconds to recognize those characters. Perhaps with some judicious tuning and tweaking, I could write more than one word before the recognition routine would kick in, stopping the show, but the time delays were frustrating. As with voice-recognition, I've used handwriting recognition software in the

Seasons Greetings

Plug a Friend into

Poptronics[®]

*and Save \$40.89**

This holiday season give an electrifying gift ... plug a friend into Poptronics and brighten the whole new year! Whether electronics is your friend's livelihood or hobby, your gift will illuminate the whole spectrum of electronics throughout the coming year and provide a monthly reminder of your friendship.

Poptronics will keep your friend informed and up-to-date with new ideas and innovations in all areas of electronics technology ... computers, video, radio, stereo, solid-state devices, satellite TV, medical electronics, communications, robotics, and much, much more.

Poptronics combines the best attributes of *Electronics Now* and *Popular Electronics*. It is *the* magazine for the hands-on electronics activist. We will be presenting articles on just about everything electronic—from satellite TV equipment to DVDs, gadgets and gizmos to energize your life, audio amplifiers, professional service features, PC-related projects, and much, much more.

PLUS: A selection of computer-oriented columns that explore the digital realm from the inner workings of a PC to the latest the Web has to offer. On the electronics side, there is something for everyone—from the beginner (Basic Circuitry and Q&A) to the expert. Whether your interest is fixing equipment (Service Clinic), tinkering with robots (Robotics Workshop), or adventuring

to the farthest reaches of electronics and science (Amazing Science)—*Poptronics* takes you there.

SAVE \$40.89* ... OR EVEN \$81.78* ... For each gift of *Poptronics* you give this holiday season, you save a full \$40.89* off the newsstand price. And as a gift donor, you're entitled to start or extend your own subscription at the same Special Holiday Gift Rate—you save an additional \$40.89*!

No need to send money ... if you prefer, we'll hold the bill till January, 2001. But you must rush the attached Gift Certificate to us to allow time to process your order and send a handsome gift announcement card, signed with your name, in time for the holidays.

So do it now ... take just a moment to fill in the names of a friend or two and mail the Gift Certificate to us in its attached, postage-paid reply envelope. That's all it takes to plug your friends into a whole year of exciting projects and new ideas in *Poptronics*!

*Newsstand price—12 issues @ \$4.99 each

past on a CalComp tablet, and that software was an absolute dream in terms of speed and accuracy—on a Pentium 90! If I were to keep the Qbe for my own personal use, I would ditch the bundled handwriting software. Unfortunately, CIC (the authors of my old hand-

writing software) have stopped promoting their *Handwriter* product in the retail market.

As for the built-in camera, it worked well for pictures on the go.

To try out the 13-inch active-matrix screen, I watched a videoCD movie in full-screen mode using Microsoft's *Windows Media Player*. The screen was absolutely gorgeous. Given their diminutive size, the speakers did an adequate job with sound, although like most portables, you shouldn't expect home-theater quality Dolby surround sound. When the movie (Mike Jittlov's *The Wizard Of Speed And Time*) reached the end of the first disk, I popped the disk out of the CD-ROM tray and tapped the screen to return to windowed mode. Instead, I was faced with the dreaded BSoD (Blue Screen of Death). Windows98 had correctly determined that the mounted disk was no longer accessible and was asking me to either clean it or reinsert it in the drive. I was also prompted to either "hit ENTER to continue or ESC to quit this screen."

The Qbe has a couple of buttons along one side that can be used as "emergency 'any' keys," but they only work when the Qbe drivers are running...in Windows98. A BSoD suspends the GUI and drops you into a basic text mode—hence the blue screen with white text à la *Word-Perfect 5.1*. I found myself shouting at the Qbe, "How am I supposed to hit the ENTER key when I don't have a @##%&!! keyboard?"

Doing the old "turn-it-off, count-to-ten, turn-it-on" samba brought the Qbe back to life after a fun session of watching *ScanDisk* scold me for not shutting Windows down properly.

This problem is not the fault of the Qbe; I lay it at Microsoft's doorstep. Without access to the Windows source code, it's rather difficult—if not impossible—to teach a "closed-source" operating system something as trivial as "Oh, by the way—you don't have a keyboard to lean on for user input." This is probably part of the same mentality that created the famous error message years ago: "Keyboard Error. Press F3 to continue."

The Qbe's lack of removable

media guaranteed alternate methods of communication with other computers. The built-in Ethernet port was simple to use to connect the Qbe to a Novell network. At home, I have an old LapLink parallel-port cable. This type of cable uses the quasi-bidirectional abilities of a standard parallel port for much faster data transfer between computers with the right software. Back in the dark days of DOS, special software such as *LapLink* or *CoSession* were required. Later, Microsoft bundled *Interlink* with MS-DOS 6. Today, Windows comes with *Direct Connect* utilities. I had no problem connecting the Qbe to my home machine through the Qbe's printer port on the bolt-on mini-docking station. After transferring several files back and forth, I shut both machines down for the evening.

The next day, I hit the Qbe's power button and was greeted with dead silence. Nothing. Not a peep. Had I already broken this wonderful new toy after a couple of evenings? With rising panic, I disconnected the various devices one at a time. When I removed the docking station, the unit came to life. Upon further experimentation, I found that for some strange reason, the LapLink cable prevented the system from starting. Even if it wasn't connected to another machine, the formula *Laplink=no start* held true. Once the system started its BIOS diagnostics, reconnecting the cable had no further detrimental effect. Odd to say the least!

Conclusion. The Qbe packs a lot of punch. It has features galore, not all of which are bug-free, and there are definite design problems. That being said, our panelists agree that the Qbe is an attractive and functional unit for its niche market. However, this model is not all things for all people. We are looking forward to reviewing the next generation Qbe.

For more information on the Qbe, contact Aqcess Technologies, 16800 Aston St., Irvine, CA 92606; 888-818-0055 or 949-567-1000; www.qbenef.com; or circle 80 on the Free Information Card. **P**

LynX-10
HOME AUTOMATION KIT
 • Software included
 • Use Existing Wiring
 • Simple Inexpensive
 1-800-928-5299 www.marrickitd.com

ELECTRONIC GAMES


BP69—A number of interesting electronic game projects using IC's are presented. Includes 19 different projects ranging from a simple coin flipper, to a competitive reaction game, to electronic roulette, a combination lock game, a game timer and more. To order BP69 send **\$4.99 clearance** (includes s&h) in the US and Canada to **Electronic Technology Today Inc., P.O. Box 240, Massapequa Park, NY 11762-0240**. US funds only. Use US bank check or International Money Order. Allow 6-8 weeks for delivery. **MA07**



Coil Design and Construction Manual

YOU CAN WIND YOUR OWN COILS?

There's no trick to it except knowing what you are doing. In a unique, 106-page book you can become expert in winding RF, IF, audio and power coils, chokes and transformers. Practically every type of coil is discussed and necessary calculations are given with the mathematical data simplified for use by anyone. Get your copy today!



Mail coupon to:
Electronics Technology Today, Inc.
P.O. Box 240
Massapequa Park, NY 11762-0240


Please send me my copy of *Coil Design and Construction Manual* (BP160). I enclose a check or money order for \$8.99 to cover the book's cost and shipping-and-handling expenses. NY state residents must add local sales tax.

Name _____
 Address _____
 City _____ State _____ ZIP _____

All orders must be paid in U.S. funds only. Sorry, no orders accepted outside of USA and Canada. Please allow 6-8 weeks for delivery. **ET07**

Prototype

Cars That Drive Themselves



Zilai Zhao, a former UCLA graduate student, shows off the Advanced Vehicle Control Laboratory Vehicle on Wheels, which tests concepts envisioned for vehicles of the future. (Photo by Todd Cheney, UCLA.)

A team of UCLA researchers led by Electrical Engineering Professor Ioannis Kanellakopoulos has developed an "Advanced Vehicle Control Laboratory on Wheels." It tests concepts envisioned for vehicles of the future.

Drive-by-Wire

Features currently being tested are Drive-by-Wire, Steer-by-Wire, and distance sensing. Drive-by-Wire allows the speed of a vehicle to be controlled without the need for any mechanical linkage connecting the accelerator and the throttle. Steer-by-Wire alters the vehicle's direction via a computer algorithm, eliminating the need for a steering column. An innovative ranging sensor that calculates the distance between vehicles and acts as a collision-warning device is also being tested.

In addition, the platform is designed to test innovations, which have not yet been developed such as autonomous capabilities that will allow vehicles to drive by themselves.

"We wanted to have the capability to do things that the car companies are not

even thinking about so we can do every imaginable experiment," Kanellakopoulos said.

Some of the features—such as Drive-by-Wire—are already available in production versions of higher-end vehicles. Others will be available soon.

Joy-Stick "Shift"

Steer-by-Wire, for example, is still experimental. One of the challenges it poses is providing drivers with appropriate feedback. For assistance in this area, researchers turned to video game designers. The steering wheel on the test vehicle contains an electric motor that provides resistance equal to that experienced when turning the steering wheel of a conventional vehicle. In fact, the effect is so realistic that "if you bump up against the curb, you shouldn't be able to turn the steering wheel and this motor is powerful enough to keep you from doing so," Kanellakopoulos said.

Eliminating the steering column, according to Kanellakopoulos, would increase safety by removing one of the more common objects that cause injury

during automobile accidents. It would also increase performance as well as reduce production costs. "You don't even need a steering wheel anymore for that matter. You could have a joystick," he added.

Initial funding for the project came from a grant from the TRW Foundation. Researchers are currently collaborating with Ford and Visteon on a Steer-by-Wire project. (Visteon is a spin-off from Ford, just like Delphi was a spin-off from GM.)

Cars That Help You See More


One of the more promising avenues researchers have explored involves the use of an Infrared Ranging via Image Subtraction (IRIS) sensor. IRIS capitalizes on the fact that all vehicles contain retroreflective surfaces. On automobiles, these are found in taillights. Vehicles such as bicycles have similar retroreflectors.

IRIS captures and compares two images: one illuminated with its infrared beam and the other illuminated by ambient light. The difference between the two images is the retroreflective surface, enabling you to see taillights or a reflective bumper sticker.

IRIS could help in the development of "smart cruise control."

"You select not only the speed you want to drive at, but also the distance you want to keep from the car in front of you. If the car in front of you is moving slower than you are, your car slows down to follow it, so you can use just your speed control in city traffic."

But IRIS has its limitations, including penetrating very thick fog or very heavy rain. "It won't see a tree. If there is a child in the street who isn't wearing reflective clothing, you won't see him either. So it's designed for the highway



Infrared Ranging via Image Subtraction (IRIS) sensors can see through fog. IRIS capitalizes on the fact that all vehicles contain retroreflective surfaces. On automobiles, these are found in taillights. IRIS captures and compares two images: one illuminated with its infrared beam and the other illuminated by ambient light. The difference between the two images is the retroreflective surface, enabling you to see taillights or a reflective bumper sticker.

(Photo by Todd Cheney, UCLA.)

environment where you won't have trees in front of you or pedestrians," Kanellakopoulos said.

Systems on high-end automobiles currently use radar sensors. Radar, however, also has its problems. To remove clutter, most radar sensors separate out and discard signals bouncing back from any objects which are stationary. So even though radar can penetrate fog, it cannot see stopped cars because most radar sensors cannot differentiate between a stopped car and the road. Radar can, however, spot children—which the IRIS system is unable to do.

"But if you've got both of these sensors, you can see the reflection of a stopped car very clearly," Kanellakopoulos said. He envisions such a dual-sensor system for high-end cars, or for trucks "where you want very high reliability, and cost is not the primary issue."

Automated Automobiles

By integrating this technology with GPS, it's possible that the system could

turn vehicles automatically.

"It would be great if my car had these fully automated capabilities. So I can get on the freeway and tell it 'I want to get off in 35 miles.' And it gets on a dedicated lane, and this lane goes much faster. I don't have to wait in traffic. I'm polluting less because I'm spending less time sitting idle, and it's safer because if my attention gets distracted I'm not fully responsible for the system at that point."

Anticipating these advances, the test platform is also capable of carrying out experiments in wireless communications. One of the concepts researchers have considered, but not yet pursued, is remote guidance. The car drives itself, but when it comes to an intersection, it stops and waits for directions from the base station.

"You want the car to have autonomous capabilities, but you want to do some guidance remotely," he said. "Imagine now if people really didn't want to drive except on occasion, for leisure, but they don't want to go to the stores." Shopping from home will put increased pressure on the postal service and other package delivery services. "How are they going to deliver millions and millions of millions of packages on time?"

His solution is a fleet of automated vehicles, capable of picking up packages and delivering them to the proper addresses.

Before any of these innovations show up on the street, there's a good chance they'll be tested on the "Advanced Vehicle Control Laboratory on Wheels." **PT**

FutureFlight Central

The world's only walk-in, full-scale, 360-degree airport simulator, NASA's FutureFlight Central, permits air traffic controllers and planners to realistically test new airport designs and modifications of future and existing airports. The San Francisco International Airport (SFO) Commission has selected this facility to evaluate new tower positions, and test runways, landings, aircraft movements, ground traffic and many other airport factors in a realistic, computerized world before new construction begins.

"NASA's FutureFlight Central hopes to save airports costly design errors by permitting them to easily experience different, highly realistic versions of their airport design and, most importantly, observe how real people work inside these future environments," said Dr. Paul Kutler, deputy director of the NASA Ames Information Systems Directorate.

The virtual simulator is located at Ames Research Center, Moffett Field, CA, about 25 miles south of San Francisco. The facility can house as many as a



Displayed on the seamless out-the-window field-of-view of FutureFlight Central's tower cab is San Francisco International Airport using combined digitized photo/polygon-textured images. Shown in the photo are research staff Bob McMahan, Jim McClenahan, Boris Rabin, and Cedric Walker.



Pictured here is the fully integrated audio/visual control system for recording/playback, remote viewing, and coordinated communication of a simulation in progress. Equipment includes six RGB monitors, five video monitors (one for quad-split viewing), six VCRs (one Betacam and five VHS), one DVD player, one multi-disc player (laser/CD), timecode units, video text generator, patch bays, microphone, and Crestron touch panel system control.

dozen air traffic controllers, and it can represent the busiest U.S. airport towers in size and capability.

Airport officials say they chose the NASA simulator to help plan airport changes to increase both efficiency and total air traffic capacity. Using the one-of-a-kind airport testing facility, SFO airfield planners, Federal Aviation Administration air traffic controllers, and others will help to select the best location for a new tower.

"Engineers can identify future problems and can try solutions in a safe setting, the computer's virtual world," said Nancy Dorigi, who manages the facility at Ames.

The simulator's artificial world changes in real time. Scenes evolve, in the same manner that real-world changes occur. In the computer world, airplanes not only come and go, but weather changes. Consoles are at each controller's location showing radar, weather maps, runway lights, and touch-screen controls, as well as other readouts.

"We are able to represent any airfield in existence or as planned for the future," said Dorigi. "We can measure

the impact of a change on the airport's capacity and let the controllers try it first-hand, all before anything is built."


After putting a new airport data set into the computers, FutureFlight researchers can switch to the new artificial airport in moments. Rearranging furniture in the simulator will take longer than activating a new computerized airport, NASA technicians noted.

Other unique features of NASA FutureFlight Central include: capability to move the tower "eye point" to any location, including a "pilot eye view;" precise controls to simulate weather, time-of-day, cloud coverage and lighting; a voice and data communication network, allowing ground-to-tower and air-to-tower human interaction; and video record and playback, allowing analysis of human performance and decisions.

Micromachines

At Sandia National Laboratories, researchers are actively pursuing the design and fabrication of LIGA micromachines for defense and other

applications. LIGA (an acronym from the German words for lithography, electroplating, and molding) is a micromachining technology originated in the early 1980s at the Karlsruhe Nuclear Research Center. By using the penetrating power of x-rays from a synchrotron, LIGA allows the fabrication of structures, which have vertical dimensions from hundreds of microns to millimeters, and horizontal dimensions, which can be as small as microns.



Alignment structures, less than a 10th of an inch in size in this optical module, use the LIGA microfabrication process. This AXSUN Technologies photonic subsystem sits on an electronic assembly that occupies about 60 percent of the area of a business card (2.5 inches long by 1.7 inches wide).

The height-to-width ratio capability is relevant to the manufacturing of miniature components that can withstand high pressure and temperature and can transfer useful forces or torques. The material flexibility also offers opportunities to fabricate miniature components using LIGA instead of precision machining approaches such as wire EDM.

Sandia is licensing this technology to photonic subsystem provider AXSUN Technologies. Their Agile Photonic Subsystem uses micro-mechanical alignment structures that are fabricated by the LIGA process. These subsystems manipulate light, through tuning or switching signals at the optical layer, allowing existing optical telecommunications networks to increase performance. **PT**

Clouds on Fire

A common pollutant that has been around for thousands of years has been newly identified as a potentially major contributor to global climate change, according to a paper published in the May 12th issue of the journal *Science*.

► "Reduced-Salt" Batteries

Researchers at the U.S. Department of Energy's (DOE) Brookhaven National Laboratory have developed a new kind of electrolyte for use in lithium-ion batteries. The new electrolyte is less expensive and more environmentally friendly than those currently used.


Rechargeable lithium-ion batteries now dominate the market for use as a power source in cell phones and many laptop computers. Researchers would like to scale up these batteries for use in electric and hybrid electric vehicles.

One problem, however, is that in today's lithium batteries, the salt component of the electrolyte—the fluid that carries the flow of electricity from the positive cathode to the negative anode—is expensive and toxic, explained Xiao-Qing Yang, one of the Brookhaven scientists. With the large quantities required for vehicle batteries, these drawbacks could become prohibitive.

So, with funding from the DOE's Office of Basic Energy Sciences, BNL's team has been looking at ways to improve the electrical conductivity of electrolytes containing less expensive, less-toxic salts. In the technique for which they've been awarded a patent, the researchers have designed and synthesized a series of boron-based compounds that, when added to electrolytes, increase their electrical conductivity to a level comparable with those currently used.

Spectroscopy studies the team is conducting at Brookhaven's National Synchrotron Light Source will help make further improvements. By understanding how these additives work with the salt and the electrolyte at the molecular level, the researchers can modify their molecular structures to improve their performance.

The team, which also included Hung Sui Lee and James McBreen of Brookhaven Lab and Calli Xiang from China, has already gotten inquiries about licensing the invention; but nothing has been agreed to yet. PT



Shown here are: Hung Sui Lee (in rear), James McBreen (front, left), and Xiao-Qing Yang (front, right), holding a prototype battery. Photo credit: Courtesy Brookhaven National Laboratory.

Scientists at NASA and the Scripps Institution of Oceanography report that airborne black soot has the capacity to raise regional temperatures far more than carbon dioxide, a major greenhouse gas that also results from combustion.

According to the research team, the intense sunlight of the tropics heats the soot present in polluted air. This heating burns off the flat tops of shallow cumulus clouds for hundreds of miles downwind of pollution sources. With less cloud cover reflecting sunlight back to space, there is increased solar energy that reaches the Earth's surface and the lower atmosphere. This can significantly heat the atmosphere and oceans, according to the new findings.

"Aerosol pollution can increase or decrease cloudiness, depending on the weather and the particular ingredients of the pollution," said Andy Ackerman, lead author of the paper and scientist at NASA's

Ames Research Center in California. "This newly discovered mechanism amounts to a heating effect over the Indian Ocean that is 3 to 5 times as strong as the global effect of increases in carbon dioxide since pre-industrial times."

The research team used measurements of the dark haze covering vast areas of the Indian Ocean (during the dry monsoon in February to March 1998 and 1999) as input to a sophisticated computer model of tropical clouds. Researchers obtained the measurements during the Indian Ocean Experiment (INDOEX).

It is only the soot component of pollution that causes this newly discovered cloud-burning effect. Prior research on aerosol-cloud-climate effects focused largely on other ingredients of aerosol pollution. These components were found to increase cloudiness and oppose greenhouse warming. This occurred because

increased amounts of water-soluble aerosols produce more numerous and smaller cloud droplets. Such droplets reflect sunlight more efficiently and are less likely to result in rain.

"While this is an important finding, we should recognize that it is a theoretical-model calculation, which must be tested against actual measurements," said V. Ramanathan, co-author of the paper and director of the Center for Clouds, Chemistry, and Climate at Scripps Institution of Oceanography in La Jolla, California. "Much additional field work remains to be completed."

Solar heating measured during the most recent experiment in the tropics is not considered to be unique or specific to a given time and place, according to researchers. On the contrary, the authors noted that comparable amounts of soot have been measured by previous researchers in other polluted air masses such as those off the mid-Atlantic coast of the US.

The authors of the *Science* paper expect that their recent finding will motivate a new direction of research into aerosol-cloud-climate interactions. It may well lead to further refinements in global climate models and enhance our ability to predict future weather patterns. PT



MULTIMEDIA on the PC!

What is Multimedia? What can it do for you? It can do lots of nice things! This 184-page book helps you create your own multimedia presentation. Multimedia applications by people like you can revolutionize educational and business applications as well bring more FUN, FUN, FUN into your leisure computer activities.

Mail coupon to:

Electronics Technology Today, Inc.
P.O. Box 240
Massapequa Park, NY 11762-0240

Please send me my copy of *Multimedia on the PC* (PCP120). I enclose a check or money order for \$18.45 to cover the book's cost and shipping-and-handling expenses. NY state residents must add local sales tax.

Name _____

Address _____

City _____ State _____ ZIP _____

All orders must be paid in U.S. funds only. Sorry, no orders accepted outside of USA and Canada. Please allow 6-8 weeks for delivery.

MA02

Ultrasonic Motors

*Find out what all the “noise” is about
with this unusual method of powering motors.*

JIM VAN LAARHOVEN



It is an exciting development when a major change occurs within a seemingly changeless field of technology. Electromagnetism has always been the driving force behind electric-motor technology. The field of *ultrasonics* seems to be changing that driving force and in an amazing way.

With the implementation of piezo-electric-ceramic materials (mainly, PZT—Lead-Zirconium Titanate), electrical motors can now be much lighter in weight and cause little or no electromagnetic interference. In addition, motor-control circuits can be downsized due to the reduced power requirements and the deletion of circuit shielding for electromagnetic waves. Ultrasonic motors (also known as USMs) run quieter than their electromagnetic

counterparts because of the drastic differences in their method of operation and the construction materials used.

The reason for this notable change in the field of motors is due mainly to research and development in the area of piezo-ceramics. NASA (along with many corporations and universities) has been developing piezo-ceramic materials for the space, aviation, electronics, and medical industries. For lightweight motor design, active materials are needed that are compact, power efficient, cost effective, and reliable. Piezo-type materials fit the bill to a “T.”

One of the chief attributes of the ultrasonic motor design is its ability to be easily miniaturized. The robotics industry benefits from this miniaturization due to the reduced con-

trol-circuitry requirements of the USMs. Complex controls can be tightly packed into a smaller area, thereby increasing control and dexterity while decreasing weight and bulk. Robotics applications also benefit from the quiet operation along with inherently reduced production costs. Since these motors have a self-locking mechanism (friction), motor-braking methods can also be eliminated. Gearing mechanisms can be discarded when USMs are implemented. The motor itself has high torque characteristics that virtually do away with the need for added gearing. Another characteristic of ultrasonic motors is their quick start-and-stop-response time.

How They Work. It was discovered during the nineteenth century that



This drill, developed at NASA's Jet Propulsion Laboratory, weighs about a pound but can drill with a jackhammer-like motion through rock as hard as granite or basalt. The broken debris is drawn up through the hollow drill shaft. The resulting hole is little bigger than the drill head.

when certain ceramics were squeezed, they would produce a voltage. Current ultrasonic-motor design works from this same principle, only in reverse. When voltage is applied to the piezo-ceramic material, an actual deformation of the ceramic material occurs. This principle allows the development of many different ultrasonic applications.

Ultrasonic motors make use of a ring-shaped piezoelectric crystal with segments having sequentially reversed polarity. This ring is bonded to the surface of an elastic stator (see Fig. 1 for a traveling-wave type motor). The ring is divided into two groups of alternated polarities that are driven simultaneously by cyclic signals that are 90° out of phase. The piezo-ceramic material deforms in response to these electrical signals. The input frequency of these signals needs to be greater than 20,000 Hz, and it is selected to induce a resonance vibration into the stator in the form of a traveling elastic wave. The induced wave involves an orbital motion of the surface particles, which rotates the friction ring and rotor, thereby producing shaft output (Fig. 2). Since the direction of the orbiting particles at the wave peaks is in the opposite direction to the traveling wave, the rotor then turns opposite to the wave. Reversing

the polarity of the input power will reverse the direction of the rotation.

Note how the "traveling wave" theory of USMs is similar to the "rotating magnetic field" principle behind AC-induction motors.

Modifications to the basic USM design include adding teeth to the piezo-ceramic stator ring. This addition improves the propelling action and increases the overall speed of the motor. Multiple piezoelectric rings can also be used to enhance performance. Many different rotary designs are currently on the market. Some newer designs use 180° out-of-phase power that uses multiple power inputs. This design seems to work well for stepper-type motor functions.

USMs are well known for their low-speed operation; however, speeds of up to 3000 rpm have been attained. Studies of USM torque characteristics indicate that torque ratings (without gear reduction) average ten times greater than a comparably sized electromagnetic motor.

USM Construction. USM construction tends to be simpler than most electromagnetic (EM)-type motors.

Fewer assembly parts mean fewer moving parts. Fewer moving parts mean less wear and therefore less chance of anything going amiss during the life of the motor. Earlier USMs experienced low operational lives (1000 hours or less). This was mainly due to excessive material wear caused by friction and limits to the durability of the bond between the piezo-ring and the stator. Improved materials and fabrication techniques have extended the overall life expectancy of USMs in recent years.

Depending on the manufacturer and the intended application, USMs can appear to be quite different in structure than the model depicted here. However, most of the same principles of operation still apply.

Extensive research has gone into creating durable piezoelectric materials. Early material was extremely hard to work with because of the inherent brittle nature of ceramics. Continuous flexing of the ceramic ring caused the material to stress crack. Later, certain bonding techniques were discovered and implemented, thus reducing the possibility of damage to the PZT ring during operation.

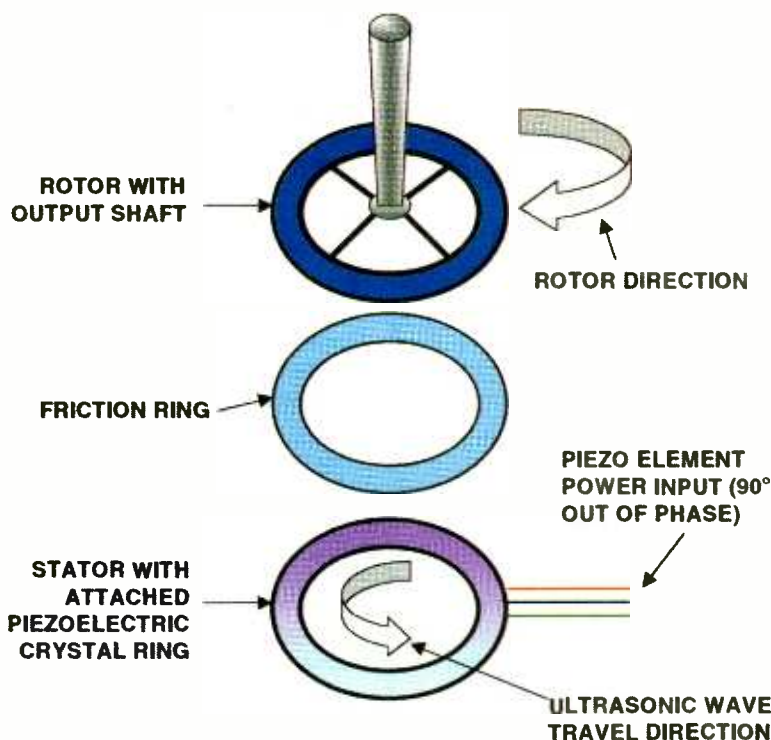


Fig. 1. A basic ultrasonic motor uses a stator covered with piezo-ceramic crystals. When energized in a set pattern, they create a mechanical "wave" that presses against a friction ring. The rippling effect spins a rotor in the opposite direction of the ultrasonic wave.

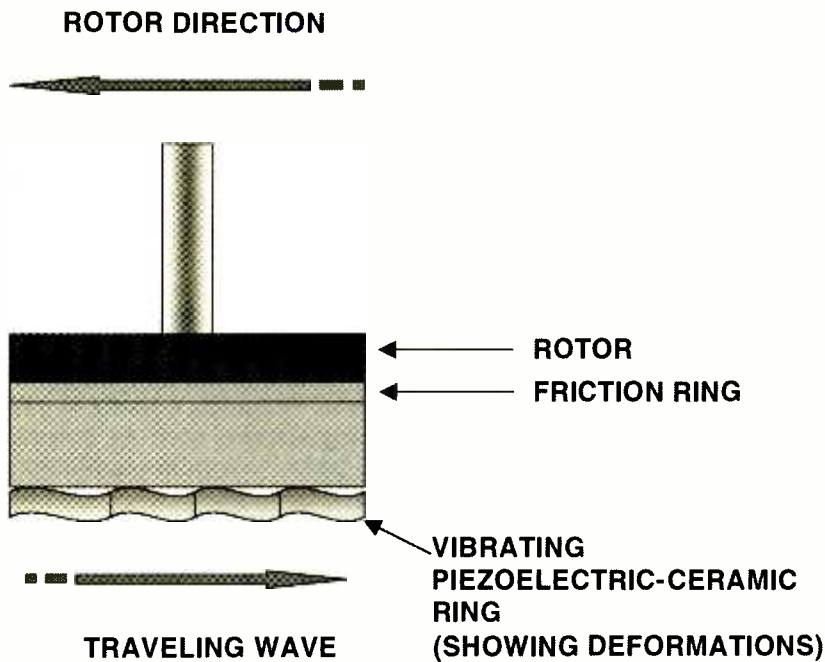


Fig. 2. This side view of a typical ultrasonic motor shows how the ripples in the stator resemble ocean waves. Like water, the piezo-ceramic crystals don't move laterally—only up and down—but the energy moves across the stator face at a high rate of speed.

Discoveries were made that enhance the characteristics of PZT material. One of these enhancements removes resident oxygen from the PZT layers, giving it new and interesting qualities. This process allows the PZT material to exhibit both ceramic and metallic properties. The result is that the enhanced material will become more active with input power applied. Additional PZT activity allows higher displacements within the motor assembly. Higher displacement means that simpler internal designs can be incorporated into the motor along with less complex external electronic drive controls.

Electromagnetic-Motor Principles.

Electromagnetic motors rely on the attraction and repulsion of magnetic fields for their operation. Without good noise-suppression circuitry, their "noisy" electrical operation will affect the electronic components inside many pieces of sensitive electronic equipment. Surges and spikes from these EM motors can cause disruption or even damage in non-motor related items such as CRTs (cathode ray tubes) and various types of receiving/transmitting equipment. Anyone who has experienced a computer lock-

up the moment the washing machine starts can relate to this problem.

Electromagnetic motors are also notorious for consuming high amounts of power and creating high ambient-motor temperatures. Both of those effects are obviously undesirable from an efficiency point of view. Eddy-current loss and excessive heat mean energy is being wasted. Even the most efficiently rated electromagnetic motors have high input/output energy-loss ratios. Replacing those electromagnetic motors with USMs would virtually eliminate those undesirable effects.


USM Applications. The potential uses for ultrasonic motors are endless. Virtually any electromagnetic motor has the possibility of being replaced by a USM. Currently, USMs have not been designed for large horsepower performance, so this type of replacement may be a distant future possibility. A partial list of commercial applications for ultrasonic motors includes:

- Watch Movements
- Camera Auto-Focus Lenses
- Micro-Positioning Tables
- Inkjet Printers
- Air and Fluid Pumps
- Fiber-Optic Positioning

- Semiconductor Test Equipment
- Sonar
- Robotics and Micro-robotics
- Motor-Stepping Applications
- Computer Disk Drives
- Linear-Scale Encoders
- Micro-Manufacturing Assembly
- Micro-Instrumentation
- Aircraft Inspection Platforms

Ultrasonic Drill. Dr. Yoseph Bar-Cohen, who leads NASA's Jet Propulsion Lab Nondestructive Evaluation and Advanced Actuators (NDEAA) Technologies Unit (ndea.jpl.nasa.gov), is one of the foremost researchers in the field of ultrasonic motors and actuators. Under a joint program with Cybersonics, Inc., his unit has recently developed an ultrasonic drill for NASA. On this drill, the bit does not turn. The internal mechanism uses a hammering action created by piezoelectric vibration to accomplish its task—much like an ultra-precise jackhammer. A lack of twisting motion prevents the drill head from jamming, a common problem associated with rotary drilling.

One of the drill's practical uses includes the core drilling of hard



The Multifunction Automated Crawling System—MACS for short—can crawl on any flat surface, regardless of orientation. Here, MACS is seen crawling up the side of a simulated C5-A fuselage. If you look carefully, you can see some of the suction-cup feet that hold MACS to the surface. Each leg is powered by an ultrasonic motor. The total size of MACS is about one by two feet.



An unusual application of ultrasonic motors is in pumping fluids. We're not using the motor to drive a conventional pump—we're using the motor as the pump! This laboratory demonstrator can put out a surprising amount of water given its size and power consumption.

rock formations such as granite and basalt. This application demonstrates the raw power that some ultrasonic motors can display. Additional uses for the drill include the extraction of pacemaker leads and certain types of human skeletal surgery.

"The drill is an ultrasonic device that offers exciting new capabilities for space exploration in future NASA missions," says Dr. Bar-Cohen. "Besides the immediate benefits of the technology to NASA, it is paving the way for other unique ultrasonic mechanisms that are being developed in our laboratory and elsewhere. Such devices can be made small and lightweight, consuming little power and exhibiting a high degree of reliability."

Robotic Crawler. Dr. Bar-Cohen, along with fellow JPL scientists Dr. Paul Backes and Dr. Benjamin Joffe, has been instrumental in the development of a robotic crawler called MACS (Multifunction Automated Crawling System). This robot was created mainly for automated inspection and scanning of hard-to-access areas of aging aircraft. It is specifically designed to turn and move along curved surfaces using a series of suction cups and legs. The legs are controlled by ultrasonic motors and allow mobility, while the suction cups are used for surface adherence.

Piezo Pumps. During normal ultrasonic-motor operation, hills and valleys are produced on the piezo stator. These valleys can act as pump chambers to carry certain liquids. This pumping arrangement eliminates the need for most of the

moving parts that a conventional pump requires for operation. Dr. Bar-Cohen and members of his team implemented this principle to produce a novel "piezopump" that has pumped water at a rate of about 5 cc/min.

Planetary USM. Using a segmented piezo-ring, the NDEAA team demonstrated that a USM can be operated for several hundred hours at -150°C and at a pressure of 16 mtorr. A Torr is a unit of pressure equal to about .02 psi—standard air pressure (about 14.7 psi) is equivalent to about 760 Torr or so. Those conditions are significantly more severe than expected on Mars. To that end, a USM is already installed on the prototype robotic arm of a Mars lander.

Other applications for ultrasonic motors on space missions might include release mechanisms, miniature rover wheels, instrument miniaturization, and antenna and instrument deployment. USMs are proving to be an effective motor alternative for NASA in the future.

Ultrasonic Inchworms. The motor depicted in Figs. 1 and 2 is a rotary type. The design depicted in Fig. 3 is a linear style of piezoelectric motor commonly called an "inchworm." A single shaft moves back and forth by means of activated piezoelectric material. The motor consists of three piezoelectric ele-

ments: two braking elements and one extender element. Three steps comprise the linear motion:

- Clamp the shaft's back brake
- Stretch the extender
- Clamp the front brake and release the back brake

Those steps are repeated as needed. The resulting incremental movement—measured in nanometers—allows exact positioning. This type of actuator is useful in positioning systems such as scanners and certain tooling-type applications.

Building a USM. By referring to Figs. 1, 2, and 4, a skilled hobbyist can construct a working ultrasonic motor. Access to a few tools, materials, and some electronic equipment will be needed before undertaking this task. The need to reduce and shape the motor components to their proper tolerances may require certain machining tools such as a metal lathe or some type of metal-shaping apparatus. In addition, a signal generator capable of producing two 90° out-of-phase variable signals is required. Frequency output of the generator will need to be around 20,000 Hz depending on how many piezo crystals are used in the piezo-ring assembly.

The next step is to purchase the piezo-ceramic material. Many corporations sell this material to commercial markets and may be willing

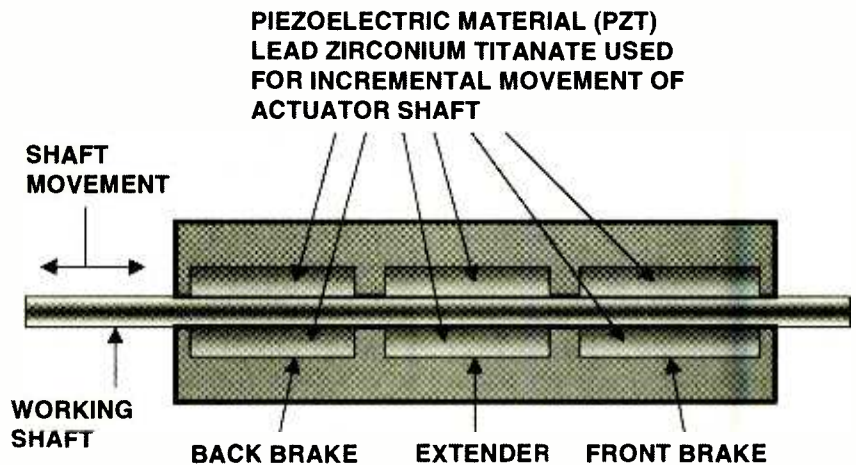


Fig. 3. In the same way that standard electric motors have been "opened out" flat to form linear-induction motors, ultrasonic motors can also work in a linear fashion. This so-called "inchworm" motor uses two "brakes" that surround a central "extender." Ultra-precise movement—in the nanometer range—is possible with this arrangement.

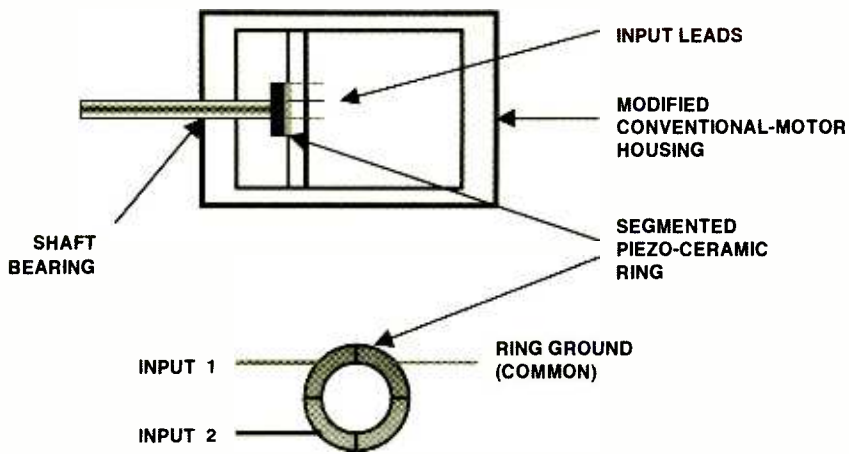


Fig. 4. With skill and patience, it is possible to build an ultrasonic motor in a home workshop. Conventional motors offer many components that can be used as is or modified to suit.

to sell it to the public. The Internet is an excellent source for locating piezo-ceramic manufacturers that may be of help to you during your USM project. When obtaining this material, specify a piezo-ceramic crystal-embedded ring assembly, since this will cut down on the overall assembly time and make the project go a lot smoother. Manufacturers should supply the exact resonant frequency, voltage-input requirements, and any other information that is important when handling the piezo-ceramic material. Premature material deterioration or damage may occur with incorrect power input or mishandling.

In some instances, separate piezo-crystal sets can be purchased and epoxied to a ring. Building such a piezo-ceramic ring is much trickier than buying an already completed assembly. If this type of piezo-ring construction is attempted, it is important to glue the crystal sets in a mosaic pattern around the ring in a "plus-minus, plus-minus" configuration. The two 90° out-of-phase input leads would then attach to the crystals at points coinciding to two separate crystal groupings. The points of attachment will vary with the piezo-crystal arrangement (the manufacturer should supply this information). The third input lead is ground and attaches to the ring itself. It acts as a common return to both out-of-phase input leads (Fig. 4).

Once the rotor/piezo-ring assembly is mated, it needs a motor housing. The motor housing will hold the overall assembly together and

maintain the necessary friction between the piezo-ring assembly and the rotor. It will also serve as a bearing guide for the output shaft. Note that the signal leads—like the wiring in a standard electric motor—need to be insulated as they enter the housing and carefully "dressed" so they don't come in contact with any moving parts.

With the USM assembled, connect the leads to the proper phases of the signal generator. The output shaft should start to rotate at the crystal's resonant frequency. That is why a variable signal generator is needed as an input-frequency source. Voltage inputs vary with piezo-crystal assemblies; inputs of around 100-120 volts are not unusual. Generally, if the piezo-ring assembly is of a thinner design, the voltage requirements will be less than that of the thicker-type piezo-ring assemblies. Power requirements for the smaller USM designs usually rate in the 10-watt range.

Inventive hobbyists may find that they can modify certain parts from smaller electromagnetic motors to build many of the components used in an ultrasonic motor. This may substantially reduce the overall project build-time. Electromagnetic motor housings, shafts, and possibly rotors may be reused to assist in the building of a USM. More information about USM construction can be found at the JPL Web site mentioned previously (see page 27).

This project will require some ingenuity to complete. However, it

should be satisfying to see it operate when it is finally finished.

Piezoelectric Possibilities. Research in the field of piezoelectrics is not limited to ultrasonic motors. The prospects for piezoelectric uses extend into fields such as the study of vibration and noise canceling.

Helicopter rotor blades have always had problems with unwanted vibratory loads. This is an issue associated with unsteady aerodynamic loads that are imposed on the helicopters rotor system. Piezoelectric fibers can be embedded into the structure of the rotor blades to induce blade twist. In effect, this will damp the vibratory loads that occur during operation. This project is still being researched and further testing is planned before it becomes fully implemented on helicopter-rotor systems.

Piezoelectric materials are also being tested on military aircraft for vibration and sound damping. Externally embedded PZT material is expected to help reduce vibration and sonic fatigue damage on aircraft that are operating at high angles of attack.

Sound damping is accomplished by using piezoelectric material to cancel unwanted primary sounds by creating a secondary sound-canceling field. This research is currently ongoing.

The advances occurring within the field of ultrasonics permit another glimpse into the technological future. The changes demonstrate the constant forward movement of technology and the improvements these changes eventually make in our lives. P



"Forget about the money! Just fill this bag with RamBUS DIMMs!"

ELECTRONIC TECHNOLOGY TODAY INC.

P.O. Box 240 • Massapequa Park, NY 11762

INVENTORY BLOWOUT SALE



* ALL CANADIAN CHECKS MUST CLEAR THROUGH AN AMERICAN BANK

| | | | | | |
|-------|--|--------|--------|--|---------|
| BP07 | 100 Radio Hookups | \$3.00 | BP304 | Projects for Radio Amateurs and S.W.L.S | \$5.99 |
| BP37 | 50 Projects for Radio Amateurs and Triacs | \$3.99 | BP317 | Practical Electronic Timing | \$6.99 |
| BP48 | Electronic Projects for Beginners | \$2.99 | BP320 | Electronic Projects for Your PC | \$5.99 |
| BP56 | Electronic Security Devices | \$3.99 | BP321 | SOLD OUT | \$6.99 |
| BP64 | Semiconductor Technology Elements of Elect Book 3 | \$5.99 | BP322 | Circuit Source Book 2 | \$6.99 |
| BP74 | Electronic Music Projects | \$3.99 | BP329 | Electronic Music Learning Projects | \$6.99 |
| BP76 | Power Supply Projects | \$3.99 | BP332 | A Beginners Guide to TTL Digital ICs | \$6.99 |
| BP78 | Practical Computer Experiments | \$2.99 | BP333 | A Beginners Guide to CMOS Digital ICs | \$6.99 |
| BP88 | How to Use OP Amps | \$5.99 | BP334 | Magic Electronic Projects | \$6.99 |
| BP93 | SOLD OUT | \$2.99 | BP355 | A Guide to the World's Radio Stations | \$7.99 |
| BP103 | Multi-Circuit Board Projects | \$2.99 | BP359 | An Introduction to Light in Electronics | \$6.99 |
| BP112 | A Z-80 Workshop Manual | \$5.99 | BP367 | Electronic Projects for the Garden | \$6.99 |
| BP114 | The Art of Programming the 16K ZX81 | \$3.99 | BP370 | The Superhet Radio Handbook | \$6.99 |
| BP115 | The Pre-Computer Book | \$2.99 | BP371 | Electronic Projects for Experimenters | \$6.99 |
| BP124 | Easy Add-On Projects for the Spectrum, ZX81 & ACE | \$3.99 | BP374 | Practical Fibre-Optic Projects | \$6.99 |
| BP148 | Computer Terminology Explained | \$2.99 | BP378 | 45 Simple Electronic Terminal Block Projects | \$6.99 |
| BP154 | An Introduction to MSX Basic | \$3.99 | BP379 | 30 Simple IC Terminal Block Projects | \$6.99 |
| BP156 | An Introduction to QL Machine Code | \$3.99 | BP384 | Practical Electronic Model Railways Projects | \$6.99 |
| BP187 | A Prac Ref Guide to Word Pro Amstrad PCW8256/PCW8512 | \$7.99 | BP391 | Fault-Finding Electronic Projects | \$6.99 |
| BP190 | More Advanced Electronic Security Projects | \$3.99 | BP392 | Electronic Project Building for Beginners | \$6.99 |
| BP194 | Modern OPTO Device Projects | \$3.99 | BP393 | Practical Oscillator | \$6.99 |
| BP232 | A Concise Introduction to MS-DOS | \$3.99 | BP394 | An Introduction to PIC Microcontrollers | \$7.99 |
| BP245 | Digital Audio Projects | \$3.99 | BP396 | Electronic Hobbyists Data Book | \$7.99 |
| BP248 | Test Equipment Construction | \$3.99 | BP401 | Transistor Data Tables | \$7.99 |
| BP256 | An Intro to Loudspeakers and Enclosure Design | \$3.99 | BP411 | A Practical Intro to Surface Mount Devices | \$6.99 |
| BP264 | A Concise Advanced User's Guide to MS-DOS | \$3.99 | BP413 | Practical Remote Control Projects | \$7.99 |
| BP267 | How to Use Oscilloscopes and Other Test Equipment | \$5.99 | PCP107 | Digital Logic Gates and Flip-Flops | \$10.99 |
| BP272 | Interfacing PCs and Compatibles | \$5.99 | PCP112 | Digital Electronics Projects for Beginners | \$10.99 |
| BP290 | An Intro to Amateur Communications Satellites | \$5.99 | PCP114 | Advanced MIDI Users Guide | \$10.99 |
| BP297 | Loudspeakers for Musicians | \$6.99 | ETT1 | Wireless & Electrical Cyclopedia | \$4.99 |
| BP299 | Practical Electronic Filters | \$6.99 | | | |

PRICES DO NOT INCLUDE SHIPPING & HANDLING. ALL SALES ARE FINAL, NO RETURNS

ORDER FORM

| Book No. | Title | Price | No. of Copies | Cost |
|----------|-------|-------|---------------|------|
| | | | | |
| | | | | |
| | | | | |
| | | | | |
| | | | | |
| | | | | |
| | | | | |
| | | | | |
| | | | | |
| | | | | |

| SHIPPING COSTS | |
|--------------------|-------|
| \$0.01 to \$5.00 | \$.20 |
| \$5.01 to \$10.00 | \$.30 |
| \$10.01 to \$20.00 | \$.40 |
| \$20.01 to \$30.00 | \$.50 |
| \$30.01 to \$40.00 | \$.60 |
| \$40.01 to \$50.00 | \$.70 |
| \$50.01 and above | \$.85 |

Total Amount \$
 - 30% off
 Subtotal
 Add shipping cost (see table)
 Local NY State Sales Tax
TOTAL COST \$

Name _____
 Address _____
 City _____ State _____ Zip _____

If you wish to use a Credit Card:

MasterCard Visa Expire Date _____ / _____
 Card No. _____
 Signature _____

Allow 6-8 weeks for order to be fulfilled.

Please return this order form to:
 ELECTRONIC TECHNOLOGY TODAY, INC.
 P.O. Box 240
 Massapequa Park, NY 11762-0240



Telephone Orders: If you wish to place your credit-card order by phone, call 631/592-6722. Automated order taking system functions 24 hours a day. Have your credit-card ready. Sorry, no orders accepted outside of U.S.A. and Canada, New York State Residents must add applicable sales tax. Offer expires 3/31/01.

ET11

VIRTUAL-RETINAL DISPLAY

The “Ultimate” Head-Mounted Display?

BILL SIURU

The neurosurgeon performs a very complex and delicate procedure on the patient’s brain using a technique called “image-guided surgery.” Here, the surgeon views complex visual data like X-ray and CAT-scan images during the surgery. Rather than having to take his eyes off the patient to view the information on monitors, the images appear to be superimposed over the target area on the patient’s body to help guide his hands through the procedure. The surgeon is using a *Virtual-Retinal Display*, or VRD, being developed by Microvision, Inc., of Seattle, WA.

Virtual-Retinal-Display technology provides high contrast, high resolution, and full-color images in the surgeon’s field of view so that he may refer to them at any time without looking away from his work.

Unlike cathode-ray tubes (CRT), liquid-crystal displays (LCD), flat-panel displays, or other conventional display technologies that create images on an intermediary screen before they can be viewed, the VRD projects the electronic image directly on the eye’s retina. Using the human visual system, the VRD conveys the image by scanning an electronically encoded beam of light through the pupil to the retina, stimulating the receptors on the back of the eye. The result is that the user has the impression of viewing a high-quality video image an arm’s length away.

Drawing On The Retina. As you can see in Fig. 1, the Virtual-Retinal Display consists of four primary components. The drive electronics receive



Fig. 1. The Microvision Virtual-Retinal Display consists of four main parts to translate the source image from a computer or camera into an image projected on the eye’s retina: drive electronics, a modulated light source, horizontal and vertical scanners, and viewing optics.

and process signals from an image source such as a computer or a video camera. The processed signals contain information that controls the intensity, color mix, and the

coordinates to position the individual picture elements, or *pixels*, comprising the image.

The VRD uses a very low-power light source to create and convey a single pixel at a time through the pupil to the retina. With color images, three light sources—red, green, and blue—are modulated and merged to produce a pixel of the appropriate color. Operating at extremely low intensity levels, the VRD poses no danger to the eye. Horizontal and vertical scanners “paint” an image on the eye by rapidly moving the light source across and down the retina, in a raster pattern.

Refractive and reflective optics project the rapidly scanning beam of light into the viewer’s eye through



Fig. 2. An artist’s interpretation of a “see-through” head-mounted display using VRD technology.

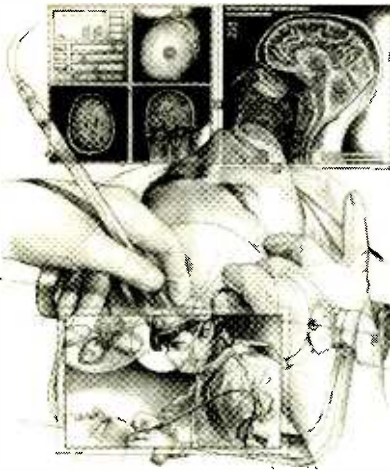


Fig. 3. Application of the VRD technology in neurosurgery.

the viewer's pupil and onto the retina to create a large virtual image.

Building A "Heads-Up" Display. The VRD technology can be used in a variety of head-worn devices. Recently, the Wallace-Kettering Neuroscience Institute of Dayton, OH, chose Microvision to build an Advanced Image-Guided Surgery-Display System for neuronavigation. This system is a head-worn display for neurosurgical visualization that enables surgeons to use images and visual cues to guide navigation.

Microvision's "see-through" head-worn displays, shown in Fig. 2, will provide a major improvement over current surgical-navigation systems that allow surgeons to view anatomical (MRI/CT), biochemical, and physiological (PET/SPECT) images, navigational cues, and other data during surgery.

Projecting a three-dimensional image precisely over the surgeon's view of the real world will enable the surgeon to visualize the least-invasive passage through the complex architecture of the brain and spine. A surgeon performing a delicate procedure, as shown in Fig. 3's inset, would see not only his patient, but related information floating above his patient; his view would probably be similar to Fig. 3. Also, the rate of success for minimally invasive techniques, such as laparoscopy and endoscopy, can be improved significantly by improving the surgeon's hand-eye coordination using VRD-based head-mounted displays.

From Operating Room to Battlefield

Ops. The military, already a major user of helmet-mounted displays (HMD) for jet aircraft and helicopter crews, is very interested in the Virtual-Retinal Display because of its ultra-high-resolution capability. This resolution can be equal to that of high-definition TV (HDTV). For example, Microvision is developing a VRD-based HMD for the U.S. Army. The "target" use is in the RAH-66 armed-reconnaissance helicopter. An obvious drawback to traditional "heads-up" displays is that they are statically mounted at the front of the cockpit; not very useful if the pilot's attention is to the side of the aircraft. While HMDs are the first step in solving that problem, early devices were quite heavy. The inertia developed if you have to spin your head quickly can easily snap your neck!



Fig. 4. The military is interested in VRD technology for several applications including improved head-mounted displays for combat pilots.

With a Microvision VRD, the visor on a standard-issue helmet can be substituted; see Fig. 4. The U.S. Air Force and the Swedish aircraft manufacturer, Saab, are working with Microvision on HMDs for use in fighter aircraft as well.

Training And Support Uses. The VRD is not limited to the "blue-sky" environment when it comes to aviation applications. The technology can also be used in aircraft-simulation and training systems. The VRD technology offers significantly better resolution compared to existing HMDs, which are often criticized for their lack of realism and limited



Fig. 5. VRDs could be used to view e-mail, faxes, and other communication media.

range at which detail can be discerned. Microvision has supplied HMDs to Saab for use in fighter simulators and is working on a full-color, high-definition HMD for the U.S. Army's Helicopter-Flight Simulators.

The U.S.A.F. is interested in wide field-of-view, head-worn displays for interactive command- and control-operations-center applications. That would allow Command, Control, Communications, Computer, and Intelligence personnel to view large amounts of mission- and situation-critical data during both wartime conditions and training sessions. The system will offer a 60-degree field-of-view, providing visual capability equivalent to a wide-screen display or a 3-by-3 bank of 17-inch computer monitors. Military commanders currently are limited in their ability to rapidly sort and analyze large amounts of real-time data. Wide field-of-view, VRD-based HMDs offer the potential to reduce this information overload, permitting commanders to instantly scan a huge amount of real-time data to make quick, informed decisions based on a complete and realistic representation of the battlefield situation. Microvision is also building head-worn displays to replace the desktop monitors at workstations within the U.S. Army's tactical-operations center in Leavenworth, KS.

Civilian Uses. Microvision also sees applications in law enforcement, fire fighting, and emergency services, to name a few. There are

(Continued on page 66)

Find RF hotspots and bugs with this SENSITIVE RF FIELD-STRENGTH METER

WILLIAM SHEETS, K2MQJ and RUDOLF F. GRAF, KA2CWL



Among the newer RF devices on the consumer market are a wide variety of low-power transmitters. These include cellular telephones, remote-control transmitters for garage-door openers, carrier-current devices, wireless-computer peripherals such as mice and keyboards, and PCS devices.

In addition, many small surveillance devices are out there, including small FM and low-power FM-stereo transmitters, 900-MHz wireless-video cameras, and video transmitters. There is an array of Ham, CB, and family-radio transceivers small enough to

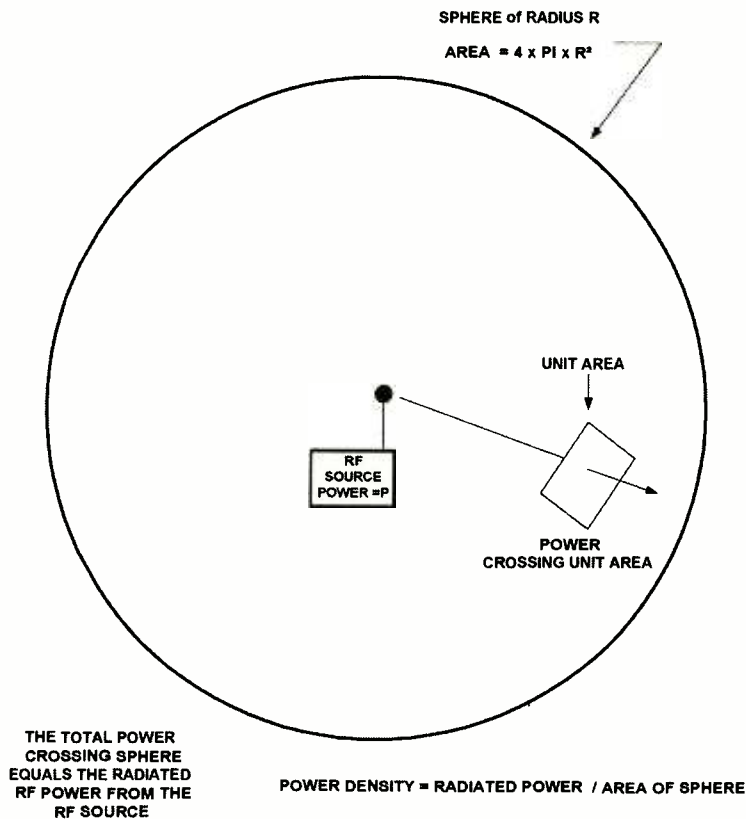
fit in a shirt pocket. All of these devices can be used in one form or another as spy devices (bugs).

To locate those bugs and other hidden transmitters, you need the *RF Field-Strength Meter*, presented here. It also sets up and adjusts antennas and tests and detects signals from remote-control transmitters. This device can find small low-power transmitters such as cell phones, amateur radio handy talkies, family radio (UHF handy talkies), and even CB transmitters, as well as antennas for such transmitters.

Another function the RF meter

serves is to search for sources of RF and RF interference, in everything from light dimmers, fluorescent lamps, switching-type power supplies, and electronic car "keys." It even checks microwave ovens for excessive leakage and will detect an operating microwave oven 10 to 12 feet away. It can be used to reveal the possible RF hazards from these devices as well. All of these devices produce RF fields.

The Dangers Around You. These days small, relatively high-power (one-watt VHF and UHF) trans-



RF POWER DENSITY

Fig. 1. When measuring the power density of an RF field, the distance from the source must be taken into account. Remember that radio waves travel in three dimensions, so the density in a given area is the surface of a sphere.

ceivers are commonplace. They have small antennas—as short as 5 to 20 cm in length. The result is an intense RF field in close proximity to the antenna. Think about where your cell phone's antenna is when you are using it; often as close as a few centimeters away from the brain or the eyes. The allowable RF-power density is easily exceeded in such cases.

Consider the diagram in Fig. 1 as you read the following example. Your cell phone is located 10 cm (4 inches) from your body, and 0.5 watt is being radiated from the antenna. A 10-cm radius sphere around the antenna has a total area of

$$4 \pi (r^2)$$

or 1256 cubic centimeters. Since 0.5 watt is 500 milliwatts, the average power density crossing the surface of this sphere is

$$500/1256 = 0.398 \text{ milliwatts/cm}^2$$

Although this is less than the 1 mW/cm² that is currently thought hazardous, it is an appreciable percentage of that suggested limit. In addition, this assumes an ideal isotropic radiator. (Note: Not all countries use the same level to define the "hazard" limit. In Australia, for example, a power density level of 0.2 mW is considered hazardous.)

In the real world, there are "peaks" and "valleys" in any antenna/ground system (including the devices themselves, the PC board, and case assembly plus other metal parts). At distances closer than about 0.159 wavelength from the antenna, the near-field components must also be considered. Note that this distance equals $\frac{1}{2}\pi$ wavelengths and is a mathematical approximation; there is no sharp boundary between near- and far-field regions. Nevertheless, the radiated power still has to cross this spherical surface. In addition, note that 5-watt VHF and UHF handy

talkies (HTs) are common; antennas are often held closer than 4 inches from the body. You can see that it is quite possible to develop power density levels of over 1 milliwatt per square centimeter with any of these devices. Although the safe exposure limit is not known to any degree of accuracy, erring on the side of safety is always a good policy. The RF field exposure problem is very real and definite. Excessive exposure can lead to health problems and even organ damage.

Realistically, accurate measurement of this radiation requires lab-grade test equipment, with accurate and traceable calibration. The list of needed equipment includes calibrated antennas, an accurate power meter, and a spectrum analyzer or other accurately calibrated receiver, as well as a proper test environment. Furthermore, many of those meters are aimed at one specific frequency range or type of RF emission. This approach limits their usefulness and can lead to a false sense of security. There may be many other frequencies present. Our RF meter can be used to detect and point out the sources and locations of local RF fields. Then, knowing the power, frequency, and other characteristics of these sources, the user can make calculations to determine the strength of the RF fields.

Information on RF fields can be found in the ARRL's *RF Exposure and You* by Ed Hare, W1RFI. This is an excellent work for the average experimenter. This approach would most likely be better than trusting an inexpensive meter of dubious calibration.

Devices other than cell phones—such as those mentioned previously—produce RF fields. With all the RF sources present in our modern environment, it might be wise for a person to have some means of detecting strong RF fields that may pose a health hazard. This article describes such a device, covering 100 kHz to 3 GHz. This would include almost all sources likely to be encountered around the average home. VLF (under 100 kHz) transmitters are uncommon, and their gigantic antenna farms are very obvious. Microwave transmissions are gen-

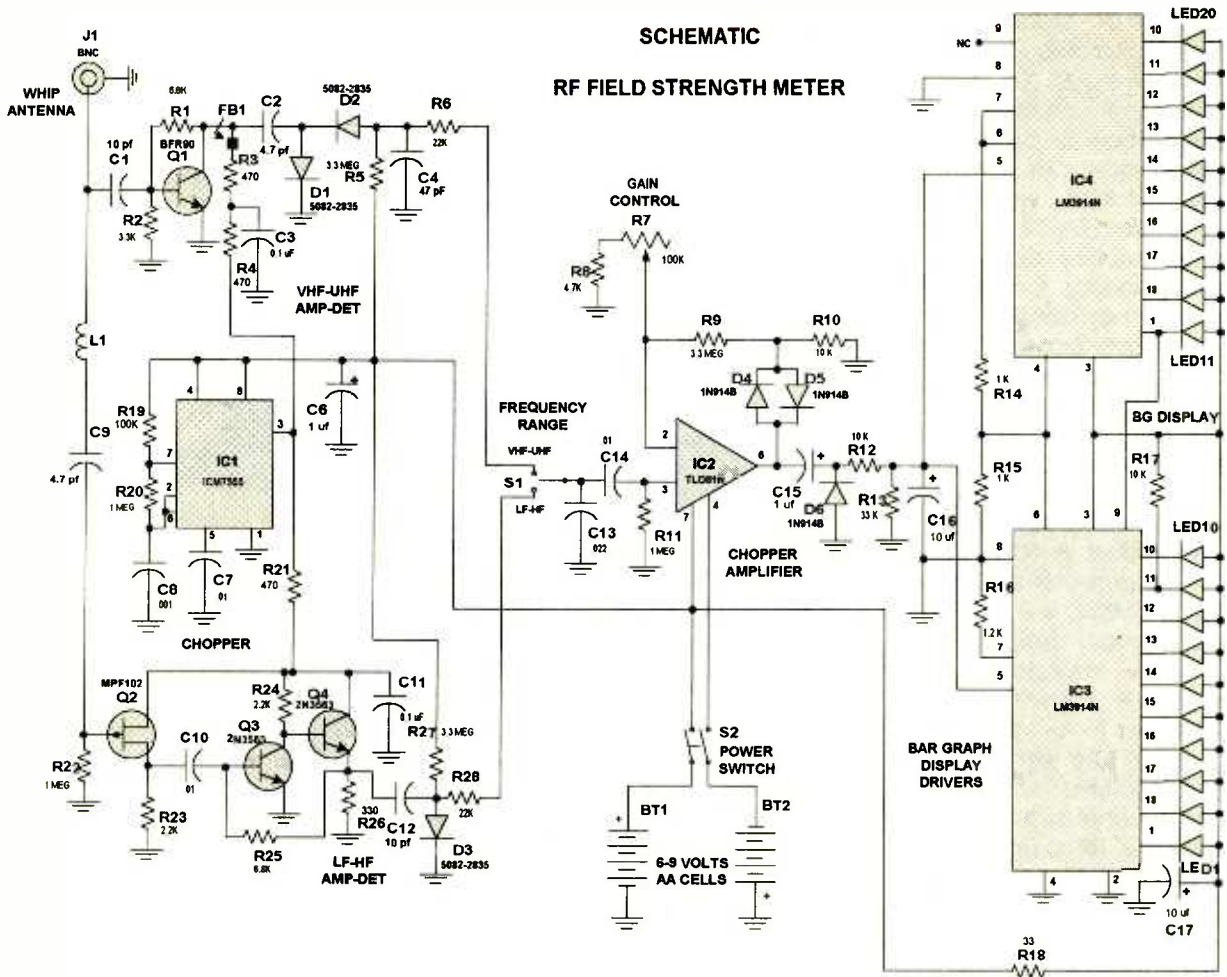


Fig. 2. The RF Field-Strength Meter is a simple detector that is amplified to the required sensitivity without being over-sensitive to the point of being useless.

erally aimed in tight beams away from buildings and are unlikely to be found in locations accessible to unauthorized personnel. (A list of Web sites for further research into this subject is presented in the sidebar.)

Usually all you need to do is to get a relative measurement of RF field strength that is produced by a transmitter or other RF generator. Exact measurement is best done with a spectrum analyzer and a specially calibrated antenna, which in turn is very expensive, and beyond the means of the hobbyist or experimenter. However, the knowledge of the exact field strength is seldom needed unless you're doing measurements such as system performance, certification of equipment to FCC requirements, or detailed RF site surveys for commercial systems. Also, the location of a transmitter or source of RF radiation does not need exact calibration, only relative read-

ings (stronger or weaker, etc).

Generally, a sensitive microammeter (0–50 μ A full scale) connected to a diode detector is used for this purpose, and sometimes a DC amplifier is added to improve the sensitivity. However, that approach has its limitations, as the sensitivity is limited by the meter and the forward voltage of the detector diode (about 0.2 to 0.4 volts DC). Forward bias can be used to overcome this, but signal levels of 50 to 100 mV are still needed to show a reading. This limits the sensitivity of this type of meter. A DC amplifier can be used, but is prone to drift; and the meter generally has to be nulled (zeroed) before being used.

The meter described in this project uses an active antenna preamp and Schottky barrier diodes for improved sensitivity. A chopper system converts the detected signal to 700 Hz AC signal. This is ampli-

fied with a high gain op-amp AC amplifier (up to 600X), and the AC signal is rectified and used to drive a 20-segment LED bar graph display in the dot mode to minimize battery drain. Diodes in the feedback loop compensate for rectifier nonlinearity. This system lets us detect signals as low as -40 dBm (2.2 millivolts into 50 ohms) over a range of 500 kHz to 500 MHz, with usable sensitivity from 100 kHz to 3 GHz.

Eight AA batteries or two 9-volt transistor radio batteries supply power. Battery drain is around 20 mA, ensuring long battery life. Two ICs (ICM7555 and TL081) and four transistors are used in the meter circuit.

Circuit Operation. In this design, an active antenna circuit is used for the lower frequencies; a broadband preamp improves sensitivity in the VHF/UHF arena. The use of an AC amplifier with a chopper circuit

gets rid of DC stability problems. The only adjustable control used in the circuit is a gain (sensitivity) control. The LF/HF amplifier uses a hi-Z input FET stage for better sensitivity at low frequencies with a short pickup antenna, which can be removed via a BNC connector. The VHF/UHF amplifier uses a BFR90 UHF bipolar transistor for wide bandwidth and has about 10 dB gain. This approach proved better than the use of a microwave IC as less current is needed, and higher signal levels can be handled. The BFR90 will output over 1.5 volts to the diode detector, while an MMIC will produce only 300 mV and must be terminated in 50 ohms. Since the diode detector is high impedance, the MMIC will be inefficient as it is generally designed to operate into low-impedance terminations. The RF Field-Strength Meter will respond to a -40 dBm signal level at 100 MHz with usable sensitivity to 3000 MHz.

A front-panel switch selects the appropriate RF preamp for best sensitivity. There is considerable overlap, and either preamplifier can be used in the 10-100-MHz range. The

FET amplifier gives better sensitivity at low frequencies, while the bipolar preamp is best at the higher frequencies. The meter will readily register "static crashes" during an electrical storm (mainly the components below 10 MHz) and is sensitive enough to detect low-power FM "bugs" with a few milliwatts output at distances of several feet. That sensitivity allows the RF Field-Strength Meter to be used as a

"bug detector" to check if a person is carrying a hidden transmitter or if a telephone is bugged. However, as with all broadband passive detectors of this type, it will respond to the strongest signal present at its input. Making the detector too sensitive will result in false indications from strong broadcast and commercial signals and possibly from RF noise present in the immediate area. A sensitivity of one to five mil-

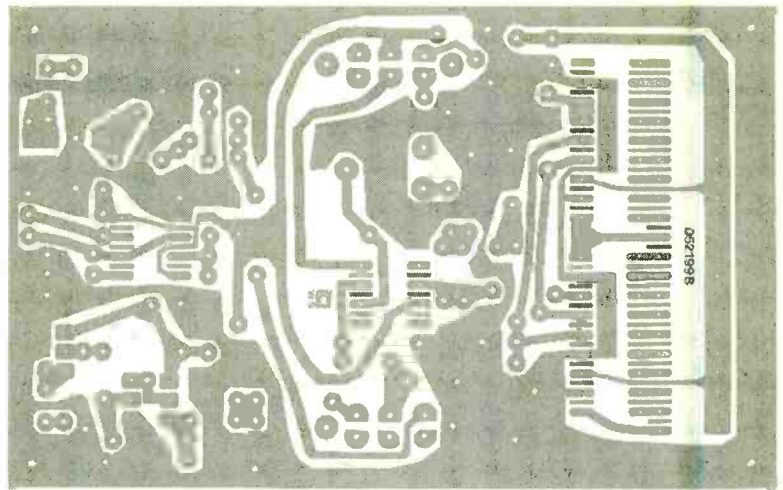
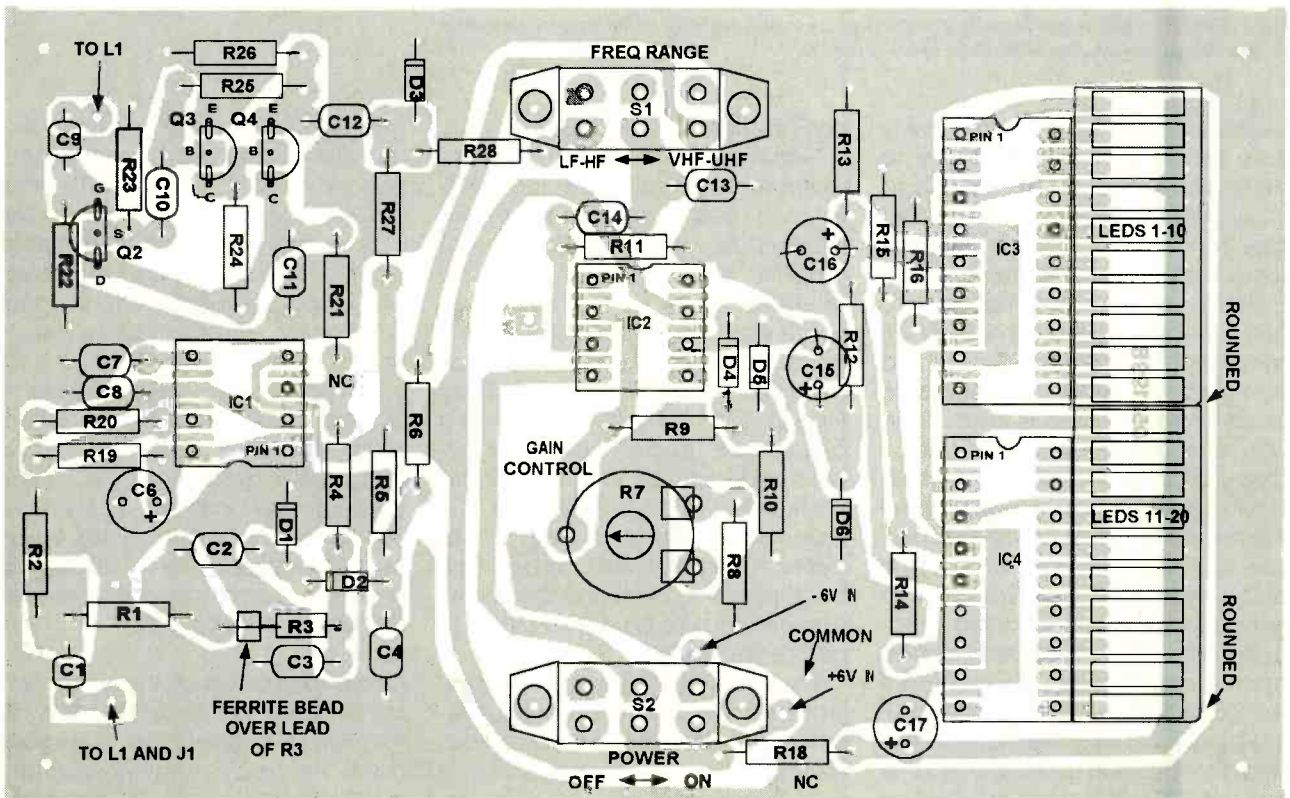


Fig. 3. The RF Field-Strength Meter is built on a single-sided PC board. No ground plane is needed on the opposite side.



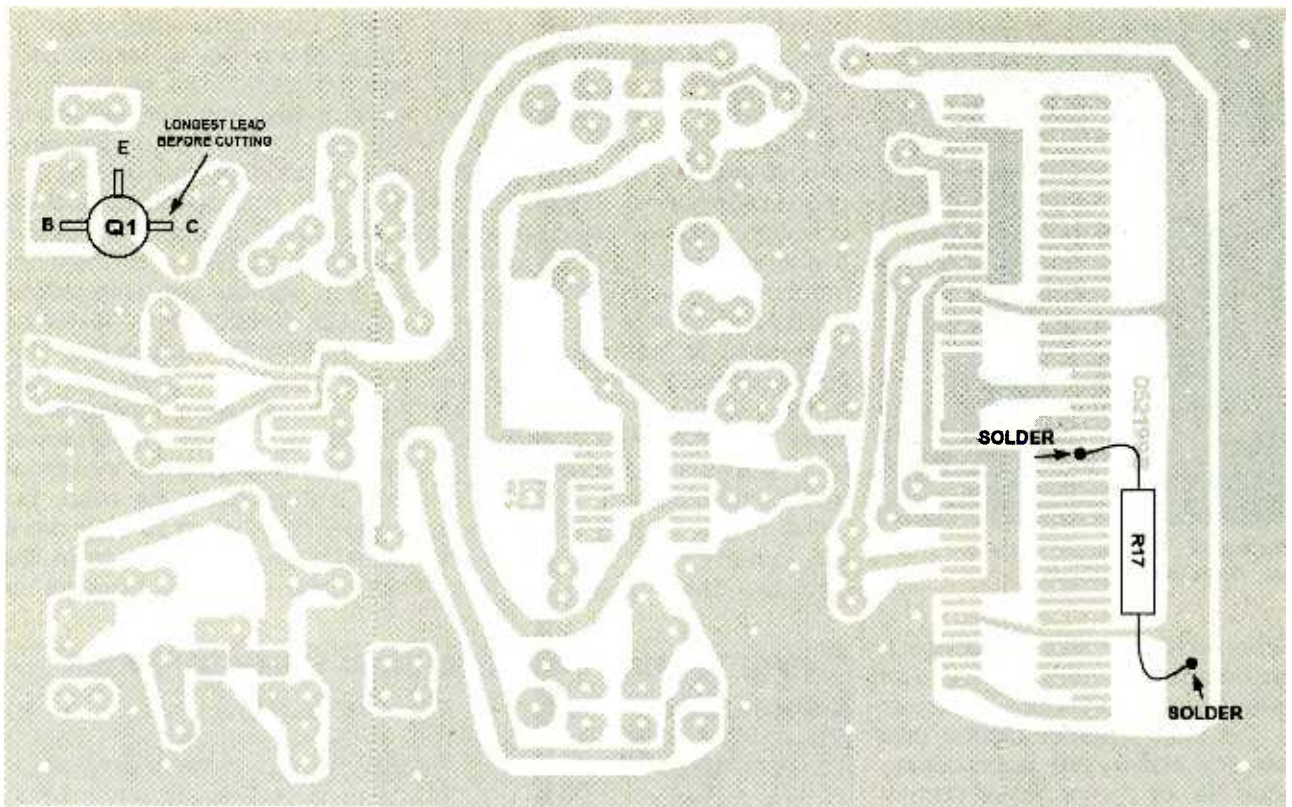


Fig. 5. These two devices mount to the solder side of the board.

livolts is quite adequate for bug detection, yet not enough to pick up normal-level RF signals from nearby broadcast and commercial stations.

Let's take a closer look at the schematic diagram shown in Fig. 2. A two-foot (60 cm) collapsible whip antenna connected to J1 picks up RF signal. This signal can be anywhere in the 100-kHz to 3-GHz range. Higher frequency signals (over 30 MHz) tend to be opposed by L1 and are coupled to preamp Q1 via C1. Lower frequency signals see C1 as high impedance in series with the low-input impedance of Q1 and L1 as low impedance. The low-frequency signals are coupled to the gate of FET Q2 via C9. The gate of Q2 has a very high input impedance (over 100,000 ohms) to lower-frequency signals; C9, although small, has negligible effect. The VHF/UHF preamp consists of Q1 and a few bias resistors. Resistors R1-R3 bias Q1, the BFR90 UHF bipolar transistor mentioned earlier, to about 3 volts and 5 milliamps of collector current. The gain of the bipolar preamp is approximately two to three times the voltage


gain. Using FB1 as an RF choke, the signal is coupled to voltage doubler/detector diodes D1 and D2. These are "hot-carrier" diodes for better sensitivity.

Resistor R5 provides a slight DC bias for improved sensitivity to low-level signals. Capacitor C4 bypasses RF, and the detected signal passes through R6 to amplifier IC2. The low-frequency preamp is fed from source follower Q2. Resistor R22 returns the gate of Q2 to ground while R23 provides a source bias. Capacitor C10 couples the signal into a feedback pair amplifier consisting of Q3 and Q4, bias resistors R24 and R26, and feedback resistor R25. The overall gain of the low-frequency preamp is about 3 to 5 times the voltage gain. That gain value refers to the antenna-to-detector gain. Capacitor C12 couples RF signal to detector diode D3, also a hot-carrier diode. Since the preamp gain is higher than that of the Q1 stage, a voltage-doubler configuration is not needed. Diode D3 is slightly forward biased by R27. The detected signal is taken off through R28.

Both preamps are fed a chopped


supply voltage from IC1, a CMOS version of the popular 555 timer. Resistors R19, R20, and C8 form an RC network to produce a nearly symmetrical squarewave. Exact symmetry is unimportant. Capacitors C6 and C7 are bypass capacitors for noise suppression. The supply voltage is fed to pins 4 and 8; the chopped supply appears at pin 3. Capacitor C3 is a "despiking" capacitor to reduce fast transients. Resistor R4 and C3 control waveshaping to preamp Q1; R21 and C11 do the same for the lower-frequency preamp. The effect of using a chopped supply voltage for both preamps is to amplitude modulate their RF outputs. This allows an AC component to appear on the detected signal for later amplification rather than the DC component. The lower limit of detectability is about 5 to 10 millivolts at the detector, which is limited by the presence of chopping-noise spikes and the "square-law" effect of the detector at low levels. With the preamps, this allows two millivolt input-signal levels to be detected.

Integrated circuit IC2 is a TL081



The batteries are mounted in the rear of the unit; the PC board sits on top.

FET op-amp that performs all needed amplification functions. Two supplies—positive and negative—power it. This both simplifies biasing and extends battery life approaching shelf life for the negative battery supply, BT2. The positive-battery supply, BT1, must provide 20 to 30 milliamps for the preamps and LED display as well. With intermittent use, BT1's life should also be quite long. Switch S2 is the power switch for the battery supply. Switch S1 is the selector switch, mentioned in the general discussion before, that connects one of the detector outputs to IC2. This op-amp is biased to six to nine volts and is set for a gain of between 30 and 600 via gain control R7 and limiting resistor R8. Diodes D4 and D5, and R10 com-



The completed RF Field-Strength Meter is ready to go!

pensate for the nonlinearity of rectifier diode D6. The amplifier output is coupled to D6 via C15. The DC output is fed to network R12, C16, and R13, which filter the output and remove any AC components, and determines the "ballistic" characteristics of the LED display "meter." The meter acts like an analog mechanical movement. The meter has a full-scale deflection of around three volts. At the full-gain setting, this allows an RF input signal of five to ten millivolts to produce a full-scale indication. This corresponds to a maximum gain setting of R7 (minimum resistance).

The meter consists of IC3 and IC4, a pair of LM3914 LED drivers and two ten-segment LED bar-

graph assemblies cascaded to give a 20-segment meter. This is sufficient resolution (5% full scale) for our purposes. Red LEDs were used, but any other color or combinations of colors may be used as long as all LEDs can use the same drive-current level. To meet that requirement with a choice of different colors, you can use separate individual LEDs. Resistors R14-R16 set up the LM3914s for "cascaded" dot-mode operation (only one LED lights at a time like a moving dot on the display). The bar-graph mode (the display forms a line that grows and shrinks) could be used, but battery drain when 20 LEDs are lit would approach 200 milliamps. The dot mode saves the batteries, as

PARTS LIST FOR THE RF FIELD-STRENGTH METER

SEMICONDUCTORS

IC1—TL081N op-amp, integrated circuit
 IC2—ICM7555 CMOS timer, integrated circuit
 IC3, IC4—LM3914N bar/graph display controller, integrated circuit
 LED1—LED20—Light-emitting diodes or ten-segment bar-graph displays, red
 D1—D3—HP 5082-2800 or 5082-2835 hot-carrier diode
 D4—D6—1N914B or 1N4148 silicon switching diode

RESISTORS

(All resistors 1/4-watt, 5% units unless otherwise noted.)
 R1, R25—6800-ohm
 R2—3300-ohm
 R3, R4, R21—470-ohm
 R5, R9, R27—3.3-megohm
 R6, R28—22,000-ohm
 R7—100,000-ohm potentiometer, PC-mount
 R8—4700-ohm
 R10, R12, R17—10,000-ohm
 R11, R20, R22—1-megohm
 R13—33,000-ohm
 R14, R15—1000-ohm
 R16—1200-ohm
 R18—33-ohm
 R19—100,000-ohm
 R23, R24—2200-ohm
 R26—330-ohm

CAPACITORS

C1, C12—10-pF, NPO ceramic
 C2, C9—4.7-pF, NPO ceramic
 C3, C11—0.1-μF, 50-WVDC, Mylar

C4—47-pF, NPO ceramic
 C5—not used
 C6, C15—1-μF, 35-WVDC, electrolytic
 C7, C10, C14—0.01-μF, 50-WVDC, ceramic
 C8—0.001-μF, 50-WVDC, Mylar
 C13—0.002-μF, 50-WVDC, Mylar
 C16, C17—10-μF, 16-WVDC, electrolytic

ADDITIONAL PARTS AND MATERIALS

BT1, BT2—6- or 9-volt battery (see text)
 FB1—Ferrite bead (Cambion CA515 3225 or similar)
 J1—BNC-style jack, panel-mount
 L1—coil (see text)
 S1—Single-pole, double-throw slide switch
 S2—Double-pole, double-throw slide switch
 Whip antenna, BNC plug, case, hardware, etc.

Note: The following items are available from North Country Radio, PO Box 53, Wykagyl Station, New Rochelle, NY 10804-0053; ncradio200@aol.com; www.northcountryradio.com: Kit of all PC-board-mounted parts, BNC connector, drilled and etched PC board, two ten-segment bar-graph displays, case, and complete documentation, \$61.60; eight-section antenna with BNC connector, \$14. Please add \$5 for shipping and handling in the US or \$10 for shipping outside the US. NY state residents must add appropriate sales tax.

only one or two LEDs are lit at a time. Resistor R17 cuts off LED10 if any of LEDs 11 through 20 are lit, and C17 with R18 form a filter network to suppress a tendency for the display to be unstable due to possible RF oscillation. In addition, R17 limits the maximum possible LED current in case of a short circuit, avoiding damage to individual segments.

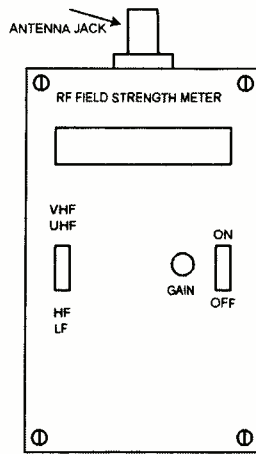
Power is supplied from two six- or nine-volt batteries. A voltage divider or active splitter using an op-amp would permit only one battery to be used, but it was not worth the extra parts as large decoupling capacitors would be needed. Only a few milliamps of negative supply are needed, and the battery life will approach shelf life with such a light drain. The positive supply must handle 20 to 30 milliamps. We used two sets of four AA batteries for a cheap and simple solution, and they fit the case perfectly. Alternatively, two nine-volt batteries could also be used. The circuit will operate down to about 3.5 volts or so.

Construction. Due to the frequencies involved, the RF Field-Strength Meter should be built on a printed-circuit board. Since board layout is critical to proper circuit operation, it is recommended that you use the foil pattern shown in Fig 3.

Before beginning construction, carefully match all parts against the Parts List. Use good lighting. A magnifier is helpful to see certain color codes and very small part numbers. Check any dubious items with a multimeter to be sure.

Follow the parts-placement diagram shown in Fig. 4. It is helpful to insert larger parts, such as switches and potentiometers, first to serve as landmarks. The larger holes on the board are for the switches and potentiometers. Parts are mounted tight and close to board; short lead lengths are a must for low noise and clean operation. Low-profile DIP sockets can be used to facilitate experimentation and replacement of the ICs and LED displays. Sockets are recommended if you prefer to avoid directly soldering IC chips to the board.

Continue construction by inserting all resistors in the PC board



RF FIELD STRENGTH METER
PANEL LAYOUT

**ASSEMBLY AND PACKAGING
RF FIELD STRENGTH METER**

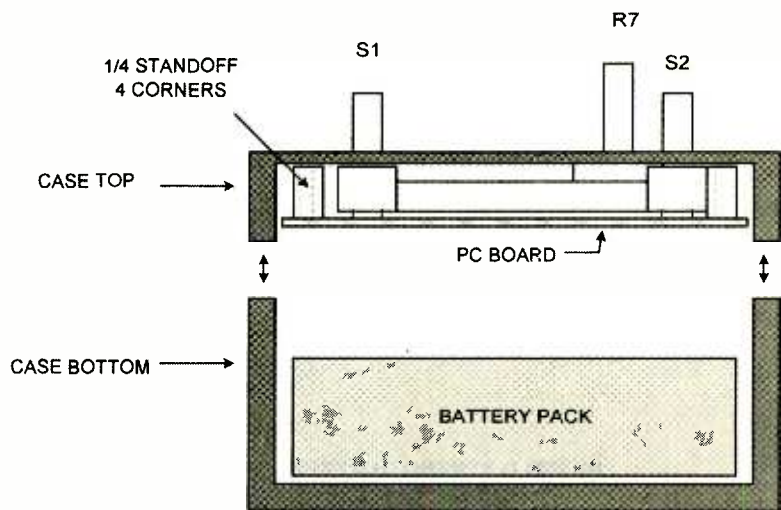


Fig. 6. You can package the RF Field-Strength Meter to suit your needs. Here is one suggested method used by the authors.

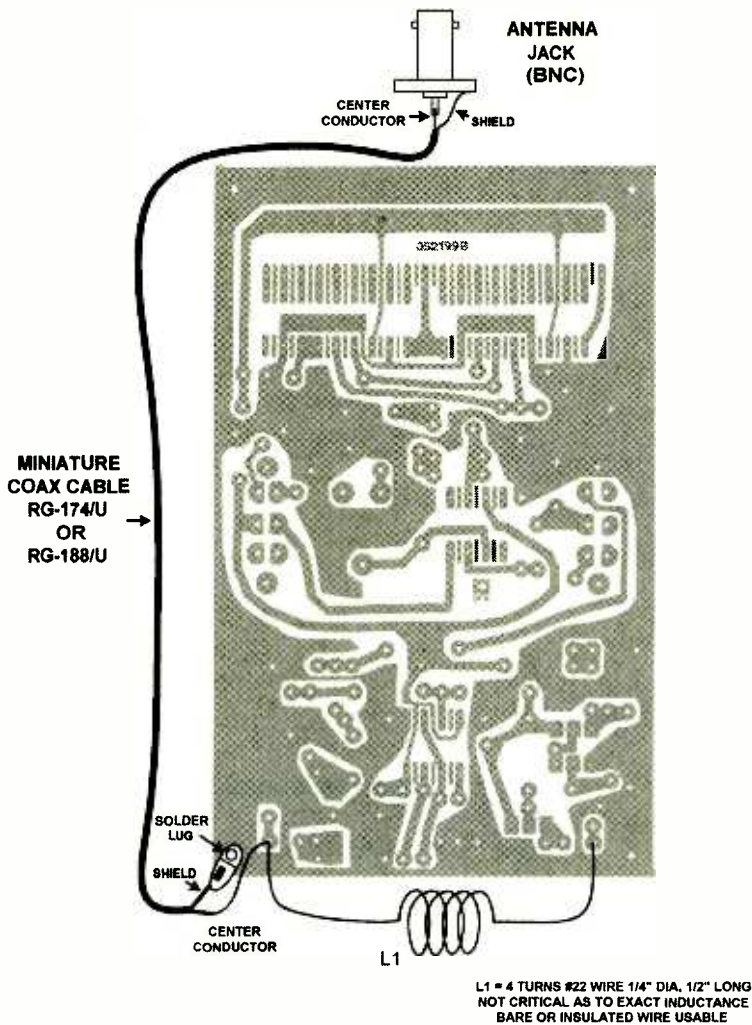
except R17. Make sure that the correct values are inserted. Do not install Q1 or R17 at this time. They will be installed on the bottom side of the board later.

Install D1 through D6 and then all the capacitors. Watch the polarity of the diodes and electrolytic capacitors. Install switches S1 and S2. Potentiometer R7 is installed *without* its shaft. We'll install the shaft later during testing.

Carefully examine the board for any possible shorts between traces and trim any excess solder or material with a sharp knife or razor as needed. Next, install all the ICs. *Watch for correct pin orientation!* Then install the LEDs or the LED bar-graph displays.

Install R17 and Q1 on the bottom of the PC board. The locations are shown in the Fig. 5 parts-placement diagram. The long lead on Q1 is the collector. When trimming it to length, you should cut the end diagonally to distinguish it from the other leads. The center lead is the emitter; this lead is soldered directly to the ground plane with the lead as short as possible. Carefully check all work done so far for accuracy and orientation. Now trim all component leads to length, solder all connections, and recheck your work.

You are ready to test the board once everything is satisfactory. If you like, you may mount the board in a case with batteries and jacks before testing. However, if any



RF FIELD STRENGTH METER ANTENNA WIRING

Fig. 7. The antenna is connected through a BNC jack. Wind four turns of 22-gauge wire around a 1/4-inch form for L1.

assembly errors are found, access to the circuit board will be more difficult or require disassembly.

Circuit Test Procedure. To test the circuit board, a +5-volt/ -5-volt power supply should be used. Connect the power supplies to the circuit board at the points shown in Fig. 4. Make sure that S2 is in the "off" position when connecting the power supplies. After checking your wiring, turn on S2. The LED display should flash briefly and return to zero. Rotate R7 fully counterclockwise (minimum gain). Check for the following voltages as listed in Table 1. Some of the readings that are marked with an asterisk might vary from those listed because a square-

wave is present at the test point. Depending on the type of meter used, the reading that you get might be somewhat different. The measurements that we took to generate Table 1 were done with an analog FET-based volt-ohmmeter, designed to have similar characteristics to a vacuum-tube voltmeter. Note that digital voltmeters can vary somewhat in their readings.

Note that this test was made with 5 to 6 volts. You may later use a 9-volt battery supply for both batteries if desired, but the meter should work with somewhat less than 5 volts to allow for gradual battery exhaustion.

If your readings are in reasonable agreement with the readings

| TEST POINT | READING |
|---------------|----------------------|
| IC2 pin 4 | -5 to -6 volts |
| IC2 pin 6 | 0 volts \pm 1 volt |
| IC2 pin 7 | +5 to +6 volts |
| *IC1 pin 3 | +2.2 to +3.0 volts |
| IC1 pins 4, 8 | +5 to +6 volts |
| IC3 pin 3 | +4.5 to +5.7 volts |
| IC3 pin 6 | +0.6 to +0.8 volts |
| IC3 pin 7 | +1.25 volts |
| IC4 pin 4 | +0.6 to +0.8 volts |
| IC4 pins 6, 7 | +1.2 to +1.5 volts |
| *Q1 Collector | +1.1 to +1.7 volts |
| *Q1 Base | +0.3 to +0.4 volts |
| *Q2 Drain | +1.3 to +1.8 volts |
| *Q2 Source | +0.7 to +1.3 volts |
| *Q3 Base | +0.3 to +0.4 volts |
| *Q4 Collector | +1.3 to +1.8 volts |
| *Q4 Emitter | +0.35 to +0.5 volts |

*Reading might vary due to square wave presence (see text).

listed in Table 1, you may assume all is OK. If you have access to a signal generator, apply a 10-millivolt RF signal at 1 MHz to J1. Place pre-amp-selector switch S1 in the "LF-HF" position. Adjust R7 fully clockwise for maximum gain. The LED meter should indicate at least three-quarters full scale. Place S1 in the "VHF/UHF" position and repeat the test at 100 MHz. You should get similar results.

If you do not have a suitable signal generator, try bringing the meter with a two-foot antenna very close to a fluorescent lamp of at least 40 watts. Some indication should show with S1 in the "LF-HF" position. A computer monitor or TV screen should also show some indication if the antenna is brought close. Be careful not to blow the LF-HF preamp FET from electrostatic discharge; turn on the monitor first and gradually bring the antenna closer. In the VHF/UHF position, a cell phone several feet away should produce an indication. You can use any other VHF or UHF source, such as a two-meter ham rig or a

(Continued on page 66)

EDITOR'S NOTE

Although Michael Covington took his final bows in December, he left us with enough material for one final installment.

So, without further ado, Poptronics proudly presents Michael's "final curtain call" amidst thunderous applause for a job well done. From everyone on the staff, we'd just like to say (paraphrasing Douglas Adams), "so long and thanks for all the Qs and As!"

Battery Charger

Q How can I build a 5- to 10-amp, 14-volt charger for car batteries? I have plenty of old VCRs, TVs, and computer power supplies lying around. Also, how do I increase a car's alternator output from 12 or 13 volts to anywhere between 15 and 18 volts?—A. A., Frederick, MD

A A 5- or 10-amp battery charger requires a big transformer that is otherwise somewhat hard to find; it's cheaper to buy one than to build one. If you want a ½-amp float charger that can be connected to the battery indefinitely, use the circuit in Fig. 1, but add a green LED in series with the ground pin of the LM7812 to boost the output to 14.1 volts, and connect it to the battery through a 12-volt, ½-amp light bulb in order to limit current. For more information about charging lead-acid batteries, see *The ARRL Handbook for Radio Amateurs*.

Most car electrical systems already produce more than 14 volts when the engine is running. Modifying a voltage regulator is an automotive engineering question that's

outside the scope of this column; therefore, we couldn't tell you what it might do to the rest of the car's electrical system.

Plasma Globe

Q Have you ever published a circuit for a plasma globe?—J. K., St. Thomas, Ontario, Canada

A Yes; it was the cover feature of the August 1997 issue of *Electronics Now*. Back issues can be ordered from bookstore@gersback.com.

A plasma globe or "lightning ball" is a glass ball in which you can see electrons flow through ionized gas. The electron flow moves around as you touch different parts of the outside.

Parallel Voltage Regulators?

Q I need a 12-volt, 4-amp voltage regulator. Can I connect four LM7812 (1-amp) chips in parallel?—P. J., Bellingham, WA

A No, because the voltage regulators will not produce exactly identical voltages, and the one with the lowest voltage (even if only 0.01 volt lower than the others) will end up trying to carry all the current.

However, you can add an external transistor as in Fig. 2 to increase the current capacity of the LM7812. Note that when you do, overcurrent protection is lost; unlike the LM7812, the transistor will not shut down when you draw

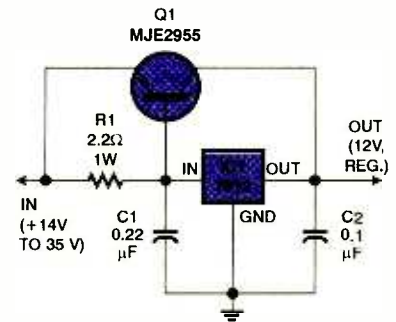


Fig. 2. This circuit lets an LM7812 pass four amps or more. Both the transistor and the voltage regulator will require good heatsinks. The same trick will work with any three-terminal regulator of the 78xx series.

excessive current through it. Also, the transistor will need a good heatsink; if the input voltage is 20 volts, it will be dissipating $(20-12) \times 4 = 32$ watts.

Watchdog Correction

Q I was excited to see the article "The Watchdog" in the January 2000 issue and was especially interested in the RF modules from Spectrum Microwave Products, but the telephone number listed in the article was wrong. Can you help?—J. G., no address given

A Oops! Try 888-977-3287 (not 3267) or www.spectrum-microwave.com.

Transformer Correction

Q Your answer to the man in Kambelovac, Croatia, in your September column was correct up to the last two sentences. You said that when using two transformers with their secondaries in series, one should be careful to check phasing so that the voltages add rather than subtract. So far so good.

You then advise that one should briefly touch the free secondary wires together to check phasing. You state that if a large spark is produced, the windings are out of phase with each other and wires should be swapped. Actually, the opposite is true. If a large spark is produced, the voltages are adding together as intended.

Couldn't the voltages be checked with a voltmeter rather than by looking for sparks?—B. O'B., Gardena, CA

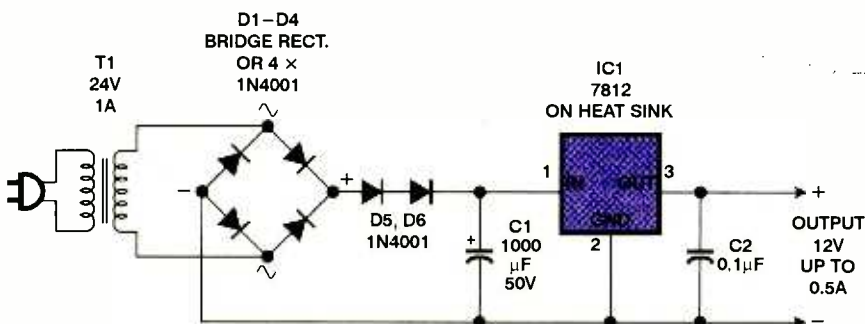


Fig. 1. Here is a complete 12-volt power supply using a 24-volt transformer. See the text for an explanation and suggested improvements.

A You're perfectly right. But this time I get to point the finger—I didn't write those two sentences! They were inserted by one of our technical editors, who apparently was thinking about how to use transformers in parallel (like using two 12-volt, 1-amp transformers to get 12 volts at 2 amps) whereas I was talking about using them in series (to make two 120-to-12-volt transformers into a 240-to-24-volt transformer).

Actually, you can perfectly well put primaries in series and secondaries in parallel. In that case, two 120-to-12-volt transformers make one 240-to-12-volt transformer with double the secondary current capacity.

The phasing should of course be checked with a voltmeter, not by shorting wires and looking for sparks. If you do that, there's too much risk of burning out a winding! Many low-cost transformers, especially the golden-brass-colored ones common in imported audio equipment, are designed to act as fuses and burn out if overloaded.

More About Transformers

Q Your September column stated that the transformer winding with the highest resistance is the primary. That is not necessarily true for those of us still hanging on to our vacuum-tube gear! Windings that deliver 300 or 400 volts are common, and they have proportionally more resistance than the 120-volt primary.—Greg Cravener, Antique Electronic Supply, Tempe, AZ

Further to your June column, your reader may be more familiar with the term "megger" (insulation tester) to test the secondary isolation on his transformers. He can visit any electric motor shop to have this test done, maybe even for free.—L. F. Simpson, Aiken, SC

A Both of you are right, of course. Our reader did state that his transformers had low-voltage secondaries. Even if they didn't, no harm will result from using the highest-voltage winding as the primary, even if that wasn't its original function.

As for isolation, we were describing how to check whether the transformer was of an isolating design. Checking how well the isolation actually works does require a "megger" (megohmmeter insulation tester) which applies several hundred volts and checks for leakage. An ordinary ohmmeter, even if it has a high

megohm range, can't predict whether the insulation will break down at 500 or 1000 volts.

Of Sounds and Clocks

Q In the February 2000 *Poptronics*, you have a circuit for a sound-effects generator. I wanted to use this to surprise or annoy my wife with a sound that changes daily, but all I can get is a constantly changing pitch. Is it possible that the first stage of the diagram is wrong or incomplete?

Also, I use a Gra-Lab photographic darkroom timer, and I really like its big dial; but because the line power over here is 50 Hz rather than 60 Hz, it runs at only 5/6 the intended speed. Can I build an inverter to power it at the correct frequency?—W. B., Winnert, Germany

A Your sound-effects generator seems to be working correctly; it should sound like a siren, or maybe like a chirping bird if you adjust the first 555 to a very low frequency.

The Gra-Lab timer uses a synchronous motor that requires 120 volts rms, 60 Hz, at just a few milliamps. There is a wide tolerance for the voltage, but the frequency is critical.

What you need is an inverter that produces an accurate 60-Hz signal. Figure 3 shows one circuit that will do the job; it's adapted from the circuits that amateur astronomers use to control telescope drive motors. This circuit requires 12 volts DC at 0.5 amp and produces about 90 volts AC, adequate to run the timer's 4-watt motor. I tried it out with my own Gra-Lab 310 darkroom timer. The built-in buzzer works fine, but don't try to power an enlarger or safe-light through the timer, of course.

This RC oscillator should provide stability of 1% or better, good enough

for photographic work. If you're interested in quartz-controlled alternatives, see *Astrophotography for the Amateur*, by Michael Covington (www.covingtoninnovations.com/astro) and www.ai.uga.edu/~mclalcor.html.

Ersatz Fox and Hound Revisited

Q Further to your June column, to trace wires with a radio you don't need a special oscillator. Just make a broadband signal with a battery-powered electric doorbell/buzzer that's coupled to one wire (not both) through a capacitor. An AM radio will easily pick up the noise.—William Folkerts, North Palm Beach, FL

A Nice idea! Thanks. The circuit should consist of a buzzer powered by a 6-volt battery or four C cells, with one side of the buzzer connected through a 0.01- μ F, 600-volt capacitor to the wire you want to trace. If the wire is not "live," you can omit the capacitor and connect to it directly. The wire works as an antenna.

Want to Make .EXE Files

Q Have you ever had an issue that contained information on making .exe files (executable programs) for Windows?—W. P., address not given

A We normally leave computer programming to the computer magazines, but you raise an interesting point; the computer magazines don't cover programming the way they did in the 1980s. Almost all of them are about commercial application software or else very advanced programming topics for professionals.

The best way to get started making

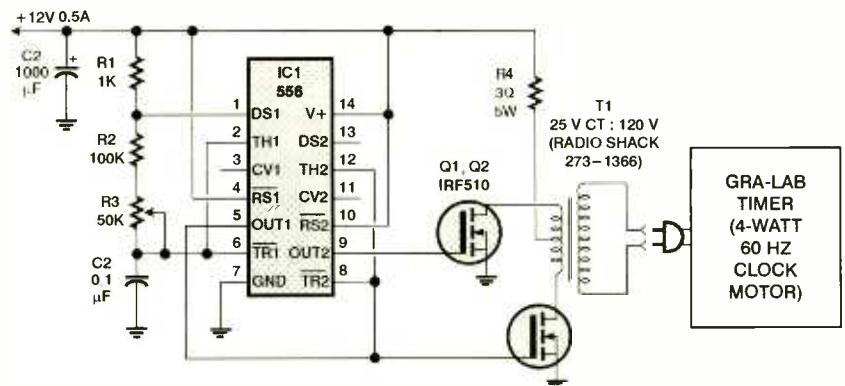


Fig. 3. This inverter circuit will run a 60-Hz electric-clock motor from a 12-volt DC source. Adjust R1 for a 60-Hz frequency.

HOW TO GET INFORMATION ABOUT ELECTRONICS

On the Internet: See our Web site at www.gernsback.com for information and files relating to **Poptronics** and our former magazines (**Electronics Now** and **Popular Electronics**) and links to other useful sites.

To discuss electronics with your fellow enthusiasts, visit the newsgroups *sci.elec.tronics.repair*, *sci.electronics.components*, *sci.electronics.design*, and *rec.radio.ama.teur.homebrew*. "For sale" messages are permitted only in *rec.radio.swap* and *misc.industry.electronics.marketplace*.

Many electronic component manufacturers have Web pages; see the directory at www.hitex.com/chipdir/, or try addresses such as www.ti.com and www.motorola.com (substituting any company's name or abbreviation as appropriate). Many IC data sheets can be viewed online: www.questlink.com features IC data sheets and gives you the ability to buy many of the ICs in small quantities using a credit card. You can also get detailed IC information from www.icmaster.com, which is now free of charge although it formerly required a subscription. Extensive information about how to repair consumer electronic devices and computers can be found at www.repairfaq.org

Books: Several good introductory electronics books are available at RadioShack, including one on building power supplies.

An excellent general electronics textbook is *The Art of Electronics*, by Paul Horowitz and Winfield Hill, available from the publisher (Cambridge University Press, 800-872-7423) or on special order through any bookstore. Its 1125 pages are full of information on how to build working circuits, with a minimum of mathematics.

Also indispensable is *The ARRL Handbook for Radio Amateurs*, comprising over 1000 pages of theory, radio circuits, and ready-to-build projects, available from the American Radio Relay League, Newington, CT 06111, and from ham-radio equipment dealers.

Copies of past articles: Copies of past articles in **Electronics Now**, **Popular Electronics** (post 1996 only) and **Poptronics** are available from our Clagck, Inc., Reprint

Department, P.O. Box 12162, Hauppauge, NY 11788; Tel: 631-592-6721.

Poptronics and many other magazines are indexed in the *Reader's Guide to Periodical Literature*, available at your public library. Copies of articles in other magazines can be obtained through your public library's interlibrary loan service; expect to pay about 30 cents a page.

Service manuals: Manuals for radios, TVs, VCRs, audio equipment, and some computers are available from Howard W. Sams & Co., Indianapolis, IN 46214; (800-428-7267). The free Sams catalog also lists addresses of manufacturers and parts dealers. Even if an item isn't listed in the catalog, it pays to call Sams; they may have a schematic on file which they can copy for you.

Manuals for older test equipment and ham radio gear are available from Hi Manuals, PO Box 802, Council Bluffs, IA 51502, and Manuals Plus, PO Box 549, Tooele, UT 84074.

Replacement semiconductors: Replacement transistors, ICs, and other semiconductors, marketed by Philips ECG, NTE, and Thomson (SK), are available through most parts dealers (including RadioShack on special order). The ECG, NTE, and SK lines contain a few hundred parts that substitute for many thousands of others; a directory (supplied as a large book and on diskette) tells you which one to use. NTE numbers usually match ECG; SK numbers are different.

Remember that the "2S" in a Japanese type number is usually omitted; a transistor marked D945 is actually a 2SD945.

Hamfests (swap meets) and local organizations: These can be located by writing to the American Radio Relay League, Newington, CT 06111; (www.arrl.org). A hamfest is an excellent place to pick up used test equipment, older parts, and other items at bargain prices, as well as to meet your fellow electronics enthusiasts—both amateur and professional.

Windows software is to buy *Visual Basic*, *Borland Delphi*, or *Borland C++ Builder* and one or two good books about whichever one you've chosen.

Should we run an article or two about programming tools for PCs? Readers?

Hot Pentium

Q Further to your May 2000 column discussing Windows page faults, I had a similar problem after the heatsink broke off my processor chip, causing it to run too hot.

The new Pentium cards come equipped with "software-controlled" fans. How feasible is it to implement such a fan on an older Pentium, sensing the CPU usage and out-

putting an appropriate DC voltage into the fan?—M. P., Athens, Greece

A I had a similar problem recently. My video card displayed all the symptoms of defective video memory, but only after running for several hours. When I opened up the case, the problem cleared up. Inspection showed that some cables were blocking the main air-circulation path. I got them out of the way and the problem disappeared.

When an IC gets hot, voltage thresholds shift, leakage increases, and reliability goes down the drain. I think that the correct solution is to install an additional fan that runs all the time. The trouble with software-controlled fans is that

they don't work when the software fails! But if you're interested in thermistor-controlled fans, see this column in **Electronics Now**, February 1997; you can order reprints from bookstore@gernsback.com.

Strange-Acting PIC

Q I have an assembly-language program on a PIC16F84 microcontroller that runs correctly after I press the reset switch, but it doesn't always run correctly when the circuit is first powered up. What could be wrong?—N. M., Wolcott, CT

A Check your configuration settings and make sure the power-up time delay is enabled. This makes the PIC stay reset for a fraction of a second after power-up, giving the supply voltage some time to stabilize.

In MPLAB, you can make this setting with a checkbox. It's better, though, to start your assembly-language program with a configuration directive such as

```
_config _XT_OSC & _WDT_OFF  
& _PWRTE_ON
```

This means: Crystal oscillator, watchdog timer off, power-up time delay on. Note that there are two underscore marks in front of config.

If this doesn't do the trick, consider how quickly the power supply reaches normal voltage. If it's slow, you may need to add external circuitry to maintain the reset signal until the power has stabilized.

Writing To Q&A

As always, we welcome your questions. The most interesting ones are answered in print. Please be sure to:

- (1) include plenty of background information (we'll shorten your letter for publication);
- (2) give your full name and address on your letter (not just the envelope);
- (3) type your letter if possible, or write very neatly; and
- (4) if you are asking about a circuit, include a complete diagram.

Questions can be sent to Q&A, **Poptronics** Magazine, 275 G Marcus Blvd., Hauppauge, NY 11788, or e-mailed to q&a@gernsback.com, but please do not expect an immediate reply in these pages (because of our backlog) and please don't send graphics files larger than 100K. Due to the volume of mail, we regret that we cannot give personal replies.

STAR LIGHT, STAR BRIGHT—PART 2

In my last column, I started detailing the joys and anguish of my experiences with Celestron's new NexStar5 computerized telescope. To recap, the NexStar5 is a \$1200 Schmidt-Cassegrain reflector with folded optics for a short tube. It features a five-inch primary mirror with superb light-gathering capabilities, an interesting Star Pointer finderscope, and a motorized two-axis mount. The attached computerized handset can interface, via an RS-232 port, to a PC or Macintosh. These types of telescopes are called "GOTO" scopes; once they are set up and calibrated, entering an object on the keypad automatically slews the scope to point to the precise position where the object should be visible in the scope.

"Should be" is the operative term. I previously pointed out how my inexperience with astronomy and telescopes in general had initially managed to cancel out of the NexStar5's built-in smarts. The plain fact of the matter is that I

assumed that I would actually know if I were looking at the object I wanted to see. But when you look in a telescope with the capability of the NexStar5, you see many objects that just plain aren't visible to the unaided eye.

HELP IS ON THE WAY

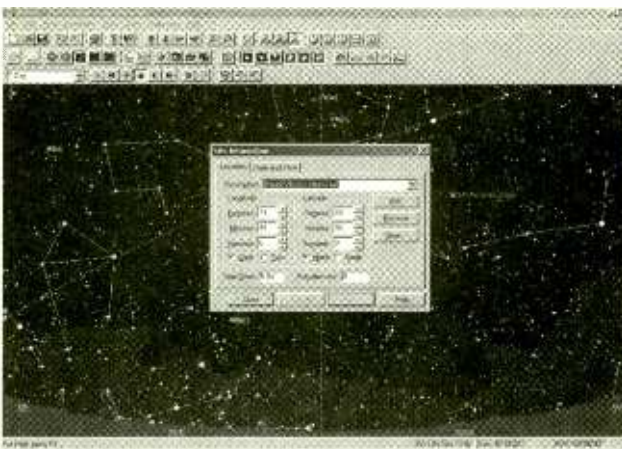
Fortunately, again computers have come—at least partially—to the rescue. *The Sky* software, from The Software Bisque, which Celestron thoughtfully included along with an RS-232 cable, proved to be a tremendous aid. This particular package costs about \$130, but there are many astronomy packages, including shareware and freeware, available. A quick search on the Internet will uncover lots of possibilities, some even with the GOTO capability of controlling a computerized telescope such as the NexStar5.

As a quick aside, while I was fortunate enough to have the folks at Celestron provide me with the superb NexStar5, there are many

less expensive telescopes available with both computerized handsets and a GOTO mount. Celestron's parent company, Tasco, now offers both consumer-priced refractor and reflector telescopes with GOTO bases, "Mission Control" computerized handset, the ability to interface with a PC, and *Guide Star* software. The refractor is about \$400; the reflector cost a bit more. Meade Instruments also has introduced an under-\$400 GOTO telescope, as has Bushnell.

SOFTWARE IS THE KEY

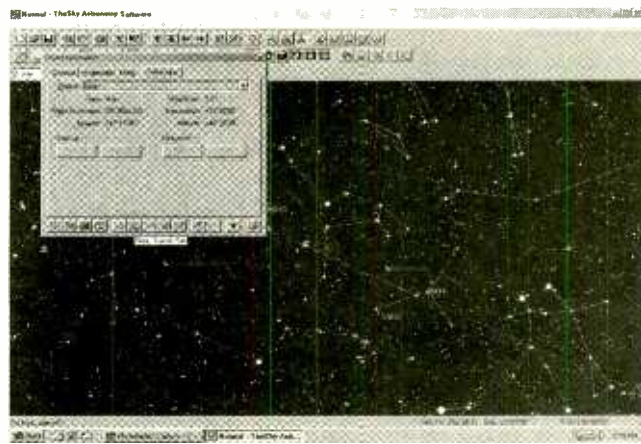
Initially, two factors helped reduce my first experience with the NexStar5 to a guessing game. First, I did not understand what should be visible in the eyepiece. The other was my uncertainty whether the NexStar5 was actually correctly calibrated. The calibration method involves pointing the scope towards the north, entering your site's location, and sighting on two of three bright stars selected by the scope. One



You need to specify the type of GOTO scope or controller that you are using. Initially, as shown here, *The Sky* did not have an entry for the NexStar5. A patch downloaded from *The Software Bisque's* Web site fixed that.



Once everything is set up, calibrated, and outside, you can select an object to view.



Click on the "center" icon, and the object will be centered in the PC's display if it is visible in the sky. If it is, click on the "slew" icon, and the telescope will point to the object.

problem was that the list of longitude/latitude figures in the NexStar manual didn't have a city that was closer than 35 miles to where I live. I initially used these figures, but couldn't help wonder if the inaccuracy was causing the scope to point to the wrong object, thus screwing up the calibration.

I went "back to the drawing board" and decided to use *The Sky* software installed on a Compaq Presario 1600 laptop to control the NexStar5 as well as show me what I was actually seeing. I also decided to zoom in more accurately on my viewing site's longitude and latitude.

Another neat gizmo that I have for the laptop, TravRoute Software's *CoPilot 2000* GPS receiver and software, made short work of finding out my exact longitude and latitude. I set up the receiver, went out on my back porch, and let the GPS antenna "find" several satellites. Turning on the "track" function in *CoPilot 2000* provides a real-time read-out of your precise speed, location (both on a map, and if you wish, longitude and latitude), and even elevation. I jotted down the longitude and latitude and was ready to both set up *The Sky* and calibrate the NexStar5. With the exact longitude and latitude, I was a lot more confident that the NexStar5 was correctly set up, solving one problem.

CLOSE ENOUGH FOR GOVERNMENT WORK

In order to use *The Sky* (or most other astronomy software) to both

identify objects and control a GOTO telescope, you need to set up the software. The first step is to enter information about the viewing site. As with the NexStar5, the more precise this information is, the more precisely the software will both track the objects you want to view, and be able to point the scope. Again, as with the NexStar5, *The Sky* didn't have a default entry that

was anywhere near where I live. After I typed in the longitude/latitude figures obtained from the GPS setup, the display visibly shifted, so 30 or 40 miles did make a difference.

The software also needs to be set up for the type of GOTO scope and mounting that it will interface with. The first time I tried to do this, I discovered that my copy of *The Sky* did not have an entry for the NexStar5. A quick visit to The Software Bisque's Web site provided a patch that added the NexStar to the list.

Next, I made up a list of objects that I wanted to view that evening. *The Sky* offers a "find" function that will highlight the object on the display if it is actually visible in the sky. You can also bring up an information window that provides details about the object, as well as when it will rise and set.

If you perform this function outside with the NexStar calibrated, you can simply click on the "slew" icon and the scope will point to the object that you've selected.

At least I think it does. I'm getting a bit better at identifying objects in the night sky, largely because *The Sky* lets me zoom in on the area around my intended viewing objects. When I actually peer through the NexStar5's eyepiece, it sort of looks like what's on the Presario's screen. The trouble is that until a bit later in the Fall, none of the recognizable planets—like Saturn and Jupiter—are positioned for good viewing. I think I've target

(Continued on page 50)

VENDOR INFORMATION

NexStar5
\$1200 (street price)
Celestron International
2835 Columbia St.
Torrance, CA 90503
310-328-9560
www.celestron.com

CIRCLE 100 ON FREE INFORMATION CARD

The Sky Version 5 (Level II) and RS-232 cable
\$129 (street price)
The Software Bisque
912 Twelfth St.
Golden, CO 80401-1114
800-843-7599
www.bisque.com

CIRCLE 101 ON FREE INFORMATION CARD

Tasco Sales Inc.
2889 Commerce Parkway
Miramar, FL 33025
954-252-3600
www.tascosales.com

CIRCLE 102 ON FREE INFORMATION CARD

TravRoute
1000 Herrontown Rd.
Princeton, NJ 08540
609-252-8197
www.travroute.com

CIRCLE 103 ON FREE INFORMATION CARD

LETTERS

(continued from page 4)

reasons the Marconi system won, aside from having over twice the resolution. With the Marconi "camera," you could light a group of people on a set with pretty much standard theatrical-lighting techniques, except with a lot more light. The Farnsworth Image-Dissector tubes were very insensitive, but all electronic.

I'm glad to see **Poptronics** survive in the difficult, fragmented electronics-magazine business. It is a publication from which anyone of any education and experience can learn something. I do all the time. Thanks again for helping keep Pop 'Tronics alive and entertaining.

PAUL HAINES

via e-mail

*[Thanks for the clarification. My information came from several "space-advocate" friends; I was, apparently, "misinformed." Incidentally, Hugo Gernsback never edited **Popular Electronics**; it was published by Ziff-Davis through the early 1980s—a good 15 years after Hugo's death.—Editor.]*

A Hobbyist Speaks His Mind

I have been a reader of the Gernsback publications as far back as I can remember, and I am 79! My first electronic project was building a crystal radio (with a true galena) back in the thirties. Being a true long-time "hacker" (in the very old sense of the word), I have truly enjoyed **Popular Electronics**, **Electronics Now**, and most of their predecessors. I hope the creation of **Poptronics** is not a sign of what I fear—the vanishing of the true electronic and computer hobbyist.

I would like to see some real down-to-earth practical articles on step-by-step making simple digital filters from start to finish. For example, how to make a digital equivalent of a simple low-pass T-filter that one could experiment with. Inasmuch as I can only program in BASIC and PC Machine Language, I hope that a BASIC version would be available for any programming that must be done. Finding versions only in C has been a problem for me.

In the same vein, experimenting with signal processing and with D/A and A/D converters is of interest to me. Lastly, since there is a section on robotics,

would articles on the theory, construction, and operation of stepper motors be possible?

ANDRE W. WEITZENHOFFER

Nathrop, CO

Worms in, E-mail Out

I enjoyed Mr. Goldsborough's column ("Surveying the Digital Domain," August) on the myths, mysteries, and moneymaking issues around computer viruses and anti-virus software vendors. Having seen the old (a "Friday-the-13th" infection) and the new attacks (e-mail and attachment sent without the knowledge of the sender), I can relate to your comments.

One issue I must disagree with you on is the impossibility of being infected with e-mail when the attachment is *not* opened/executed.

I recently received a warning from my McAfee program that a virus/worm had infected my system. The worm, something like KAK.WORM, had entered my PC either as an e-mail or while I was reading messages on a newsgroup. According to McAfee, it attacks the Microsoft Outlook Express program specifically (of course). If you have your "preview pane" open or if you have scripting turned on (I don't fully understand all of this), the worm can infect your system when you merely *highlight* the infected e-mail. McAfee recommends turning off the preview pane and disabling the scripting option (I have done both but am still not sure of the worm's origin) and then cleaning or deleting certain files. This particular worm goes out in succeeding e-mails, as a signature, to infect others.

In my mind, this virus/worm is exactly what all those "newbie" PC users worry about. They've been warned, repeatedly, about e-mail viruses, and now one comes along that will prove those warning were "real".

One last thing, for a laugh. Our IT guru at work e-mailed the entire office with a warning about the recent "I Love You" virus. In the body of his message, he instructed users specifically to delete *any* e-mail with the words "I Love You" in the subject line. Guess what words *he* used in *his* subject line...ha, ha!

RANDY JONES

via e-mail

Good point. The virus/worm/trojan world has indeed gotten more compli-

cated lately. Many of the malcontents spreading this evil are targeting Microsoft products such as Outlook Express, for several reasons. They're widespread, they frequently have security vulnerabilities, and a lot of people, whether justified or not, simply hate Microsoft.

One option is to use a third-party e-mail program such as Eudora, which is now free and downloadable at www.eudora.com. Another, more extreme, option is to avoid everything Microsoft and use Linux as your operating system, though this isn't practical for many "non-techies."

REID GOLDSBOROUGH

Have & Needs

I have a special request for **Poptronics** readers. I need someone who can do a computer-aided design (CAD) program of printed circuit boards on a small scale. I will supply a circuit schematic, from which I would like the helpful reader to design a PC board pattern on a computer. The board(s) will each be one of a kind—no larger than 3 by 5 inches in size, and usually smaller. I will be happy to make a reasonable and fair payment for this service. If any reader can help me with this, it would be greatly appreciated.

C. KENDRICK SELLEN

476 Belmont St.

Waymart, PA 18472

I searched the Web for a manual for a General Radio 1633A Incremental Inductance Bridge and had no success. Can any reader help me find the manual or send me a photocopy? I will be glad to pay for the manual or copy.

It would also be helpful if you could publish an up-to-date list of places to find manuals.

JOSE VICENTE

Vicente@asupernet.com.br

[Have you checked the "How To Get Information About Electronics" sidebar that we run monthly in "Q&A?" There is a section on service manuals with some suggestions.—Editor.]

I am looking for a schematic for the Westminster multi-band radio, Model #1428. Any help will be appreciated.

D. GEORGE GOLDBACH

4228 Olney St.

San Diego, CA 92109

858-272-0235

More Fun With Nitinol

Last month, we began exploring shape-memory alloys (SMAs) with a look at two different uses of Nitinol wire: “electric” muscles and the Livewire demonstration product. To recap the properties of Nitinol, the particular alloy used with the muscle has two “memories:” a low-temperature memory of an elongated state and a high-temperature memory of a contracted state. In contrast, the Livewire has a single high-temperature “shape” memory.

We’ll continue exploring these “smart” alloys and their unusual properties with experiments and more fun demonstration projects. Before we begin, I’d just like to point out that although we are dealing primarily with Nitinol wire, the alloy is manufactured in other shapes and sizes. Besides various gauges of wire, Nitinol also come in tube (various sizes), strip (various thickness and widths), and cast-component varieties.

Superelasticity

Superelasticity is another unique property of SMAs. If the SMA is deformed at a temperature slightly above its transition temperature, it springs right back into shape. That springy property is the definition of superelasticity. Manufacturers have capitalized on that property, finding useful medical and dental applications.

For instance, low-temperature Nitinol wire is used as orthodontic archwires in braces. The Nitinol wire provides a low constant force at human body temperature used to straighten teeth while reducing the need for wire retightening. The transition temperature of these wires is made so that they generate force at the temperature of the human mouth—about 37° C or 98.6° F.

Superelastic Nitinol tubing is used as surgical catheters. The Nitinol catheters can be bent more often than their steel counterparts allowing surgeons to access difficult-to-reach areas of the human body.

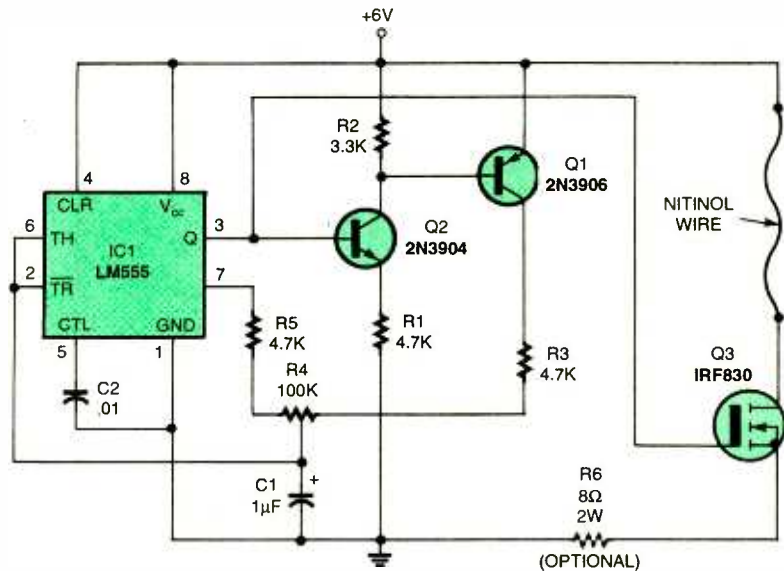


Fig. 1. This pulse-width-modulation circuit offers greater control when heating Nitinol wire. If you still have overheating problems, add an additional resistor in series with the Nitinol wire.

Better Electrical Control

One shaping method we explored in our introduction to Nitinol wire was using a basic DC current to heat the wire. While that works, it is easy to overheat and potentially damage the Nitinol wire. This month, we will construct a pulse-width-modulation (PWM) circuit. Activating Nitinol wire using pulse-width modulation has distinct advantages. The oscillating on/off nature of the power allows for more even heating of the wire by reducing hot spots. The duty cycle of the squarewave can be varied to generate a degree of proportional control over the contraction. These factors allow us to activate the Nitinol wire with better control for longer periods of time without causing heat damage to the crystalline structure of the Nitinol alloy.

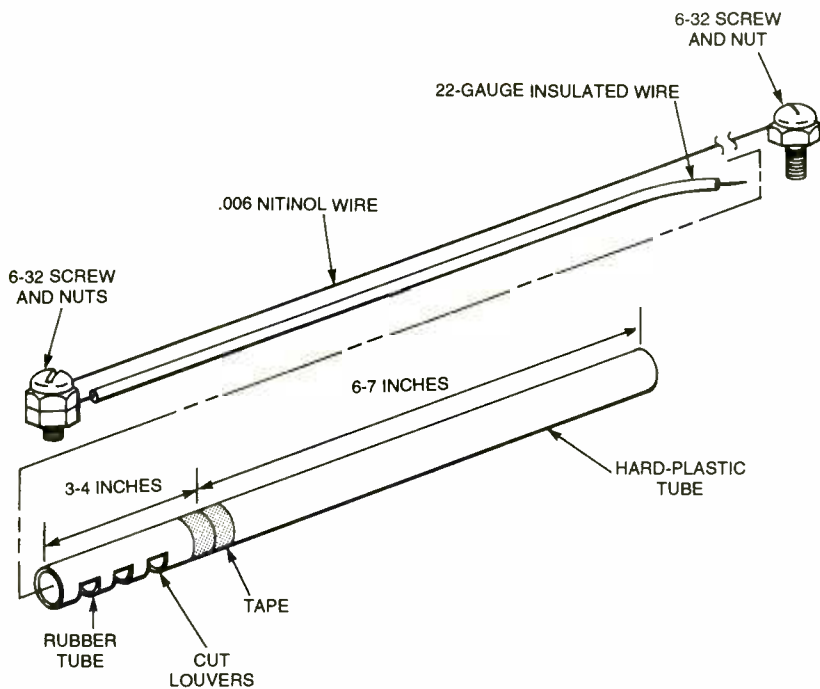
The PWM circuit shown in Fig. 1 centers around a 555 timer. By using two transistors (Q1 and Q2) and a potentiometer, we can create an output with a relative constant frequency and a variable duty cycle.

When the output from the timer (pin 3) goes high, both transistors turned on. The current through Q1, R3, and the right-hand portion of R4 charges C1. When the voltage on C1 reaches $\frac{1}{2}$ of the supply voltage, pin 3 on the 555 goes low.

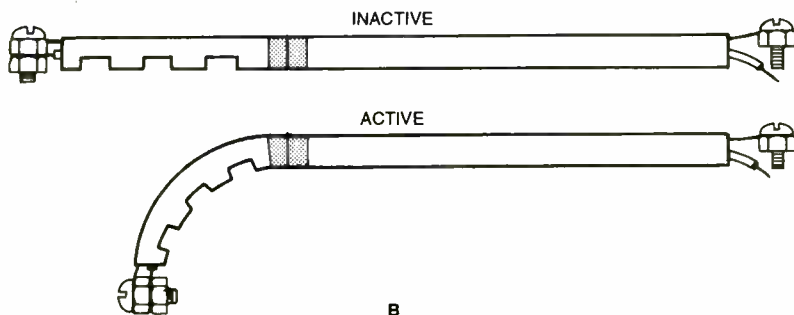
At this point, both transistors turn off. Capacitor C1 begins to discharge through the left-hand portion of R4 and R5 to pin 7 (now at ground) of the 555. When C1's voltage drops to $\frac{1}{3}$ of the supply voltage, the output switches high and the timing cycle repeats.

Varying R4 can change the duty cycle of the output. The proportions of the left- and right-hand resistances set the ratio of “on” time to “off” time.

Pin 3 of the 555 connects to a MOSFET transistor that switches the current on and off to the Nitinol wire. If the current from the PWM circuit is too powerful to control the Nitinol wire proportionally, place an 8-ohm (two watts or greater) resistor in series with the Nitinol wire to reduce power.



A



B

Fig. 2. The "Directional Digit" is a Nitinol-based "finger" that curls and uncurls as the Nitinol flexes. Note the louvers in the rubber tube that control the direction of the bend.

Directional Digit

Here's an interesting use of Nitinol wire: a "directional digit." Using three or four directional digits in a circle, one can create a basic robotic arm gripper. The basic digit consists of three or four inches of resilient rubber or silicon tubing, 12 inches of Nitinol wire, 12 inches of 22-gauge insulated stranded wire, a 6-32 machine screw with two nuts, an 8-32 machine screw with two nuts, and about seven inches of hard plastic tubing.

Take the length of rubber tubing and cut four or five louvers on one side. See Fig. 2 for details. You can cut the louvers using scissors or a wire cutter. The louvers force the rubber tubing to collapse to one side when compressed—the "directional" part of "directional digit."

Next, wrap one end of the Nitinol wire

around the 6-32 machine screw and secure it with a nut. Strip the insulation from one end of the 22-gauge wire and wrap it around the 6-32 screw; use the second nut to hold that wire in place.

Thread the free ends of both wires through the rubber tubing and the hard plastic tubing. The first 6-32 nut should be flush with the top of the rubber tubing. Secure the base of the rubber tubing to the top of hard plastic tubing with tape; masking, cellophane, or electrical varieties will do.

Attach the free end of the Nitinol wire to the 8-32 machine screw and nut as described before. Position the 8-32 machine screw at the base of the hard plastic tubing without any free space in between. You might have to collapse the upper rubber tubing while attaching the



Fig. 3. The Thermobile operates on hot water or solar energy.

8-32 machine screw to get it to position correctly.

Connect the PWM circuit to the Nitinol wire (via the 8-32 machine screw) and the free end of the 22-gauge wire. By rotating the potentiometer, you will be able to bend the rubber tube like a finger. The digit will bend in the direction of the louvers. Reducing the power allows the digit to straighten out.

After you've played with your Nitinol-powered finger for a while, build two or three additional units. By placing them in a circle with the louvers pointed toward the center, you will have a rudimentary gripper.

Heat Engines

If you thought that Nitinol material would make an excellent material to construct heat engines, you are not alone. Over the years, a number of experimenters and companies have created Nitinol-based heat engines. A patent search on the Internet using the key words "Nitinol" and "engine" turned up several heat-engine designs. Most of the patented designs are mechanically complex and don't lend themselves to quick experimentation. However, there is a simple heat-engine design that found its way into a few toys. Let's take a quick look at this design.

Thermobile

The "Thermobile" (Fig. 3) uses a loop of Nitinol wire to generate power. The Nitinol loop is placed on two free-rotating wheels. These devices use only hot

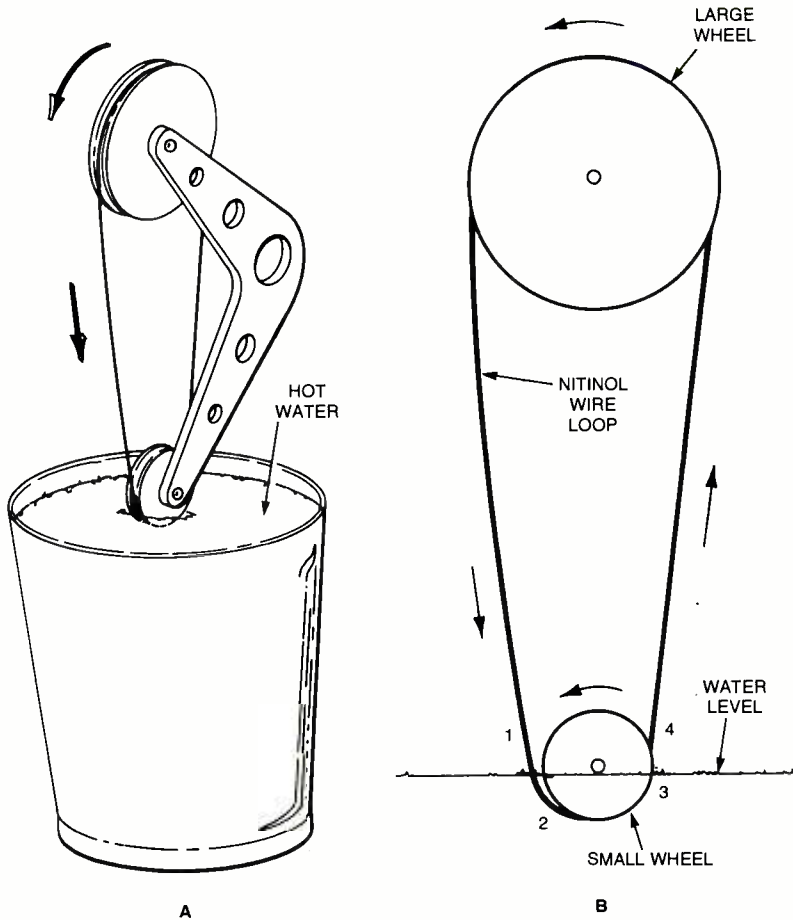


Fig. 4. Detail and function of the Nitinol loop used to power the Thermobile.

water (hot side) and cool ambient air (cool side), with a small brass wheel immersed in the water or other hot liquid.

In the Thermobile, the Nitinol-wire loop has been trained to remember a straight shape. Look at Fig. 4. At position 1, the Nitinol wire is relatively straight and cool. As the wire moves from position 1 to 2, it bends around the brass wheel and enters the hot water. The Nitinol wire rises above its transition temperature and tries to straighten out. When attempting to straighten out, the wire generates a tugging force along the loop. As the wire moves from position 3 to 4, it straightens out. Travelling from position 4 to position 1 through the air and around the large wheel, the wire has sufficient time to cool below its transition temperature and is ready for another cycle.

In short, the temperature differential causes one side of the loop to stiffen (hot-water side); while on the air side of the loop, the Nitinol cools and relaxes. A mechanical force is produced that causes the wheel pulleys to rotate.

In some cases, it is necessary to jump-start the engine by rotating the larger wheel. Interestingly, the Thermobile doesn't have a set rotational direction. Whichever way it is started, it will continue to rotate.

The Thermobile can also be solar powered. A magnifying lens focusing sunlight on the brass wheel also supplies sufficient heat to power the engine.

Larger Thermobile engines have been built and tested. One engine built by Innovative Technologies International (ITI) in 1982 contained 30 Nitinol wire loops. The Nitinol wire used in the loops was 22 mils in diameter. The engine was tested using a hot-water bath set at 55° C and an air temperature of 25° C. The engine reached a speed of 270 RPM and continued to operate for 1½ years without failure. The Nitinol wire had undergone over 200,000,000 cycles without any breakage or observable degradation in performance!

Cool-Craft Boat

The "Cool-Craft" boat of Fig. 5 also uses a loop of Nitinol wire for power. As



Fig. 5. The Cool-Craft uses warm ambient water and ice to create a thermal differential that activates a Nitinol loop to power the boat.

in the Thermobile, a Nitinol loop is placed on two free-rotating wheels as shown in Fig. 6. The smaller bottom wheel has paddles that move the boat when it rotates. The boat has a small ice compartment on top, which chills one side of the Nitinol loop. The other side of the Nitinol loop travels through warm water where the toy boat is placed. The heat differential between the warm water and ice is enough to activate the Nitinol wire loop and power the craft.

Other Heat Engine Designs

This is fertile field for experimentation. I have seen a number of heat-engine designs that use rubber bands. A few of these designs look as though they would lend themselves to incorporate Nitinol wire in place of the rubber. If anyone builds or has built an Nitinol-based heat engine and would like to

PARTS LIST FOR THE PULSE-WIDTH-MODULATION CIRCUIT

SEMICONDUCTORS

IC1—LM555 timer, integrated circuit
 Q1—2N3906 PNP silicon transistor
 Q2—2N3904 NPN silicon transistor
 Q3—IRF830 N-channel MOSFET transistor

RESISTORS

(All resistors are ¼-watt, 5% units unless otherwise noted.)
 R1, R3, R5—4700-ohm
 R2—3300-ohm
 R4—100,000-ohm potentiometer, linear-taper
 R6—8-ohm, 2-watt (optional, see text)

CAPACITORS

C1—1-μF, 25-WVDC, electrolytic
 C2—0.01-μF, ceramic-disc

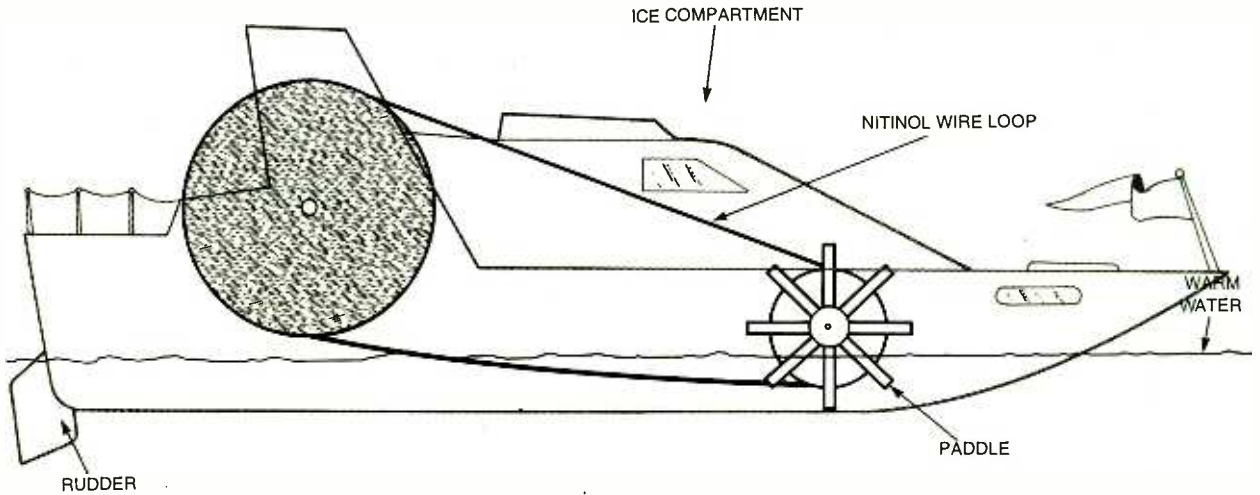


Fig. 6. This cross-section of the Cool-Craft shows the Nitinol loop and the bottom paddle.

share the design—or if you would like to see another column on Nitinol heat

engines—write to me in care of **Poptronics** or e-mail; the column

address is found at the beginning of the column. **P**

COMPUTER BITS

(continued from page 45)

ed Mars, and of course the Moon is an easy (and breathtaking) object

to view. But until I have a lot more hours at the eyepiece, I'm not really ready to make any major pronouncements about what I've seen.

To be truthful, though, I've already started thinking about all of those

gorgeous photos of nebulae and galaxies. There's a lot of material on the Web about astrophotography and adapting various CCD video cameras for the task. It doesn't seem like it should be too difficult... **P**

UNITED STATES POSTAL SERVICE™

Statement of Ownership, Management, and Circulation
(Required by 39 U.S.C. 3685)

| | | | | | |
|---|--|---|--|---|--|
| 1. Publication Title POPTRONICS | | 2. Publication No. 1 5 2 6 - 3 6 8 1 | | 3. Filing Date 10-1-00 | |
| 4. Issue Frequency MONTHLY | | 5. No. of Issues Published Annually 12 | | 6. Annual Subscription Price \$24.99 | |

7. Complete Mailing Address of Known Office of Publication (Street, City, County, State, and ZIP+4) (Not Printer)

275 G MARCUS BLVD, HAUPPAUGE, NY 11788

8. Complete Mailing Address of Headquarters or General Business Office of Publisher (Not Printer)

275 G MARCUS BLVD, HAUPPAUGE, NY 11788

9. Full Names and Complete Mailing Addresses of Publisher, Editor, and Managing Editor (Do Not Leave Blank)

Publisher (Name and Complete Mailing Address)
ADRIA COREN, 275 G MARCUS BLVD, HAUPPAUGE, NY 11788

Editor (Name and Complete Mailing Address)
ADRIA COREN, 275 G MARCUS BLVD, HAUPPAUGE, NY 11788

Managing Editor (Name and Complete Mailing Address)
JOSEPH SUDA, 275 G MARCUS BLVD, HAUPPAUGE, NY 11788

10. Owner (If owned by a corporation, its name and address must be stated and also immediately thereafter the names and addresses of stockholders owning or holding 1 percent or more of the total amount of stock. If not owned by a corporation, the names and addresses of the individual owners must be given; if owned by a partnership or other unincorporated firm, its name and address as well as that of each individual must be given. If the publication is published by a nonprofit organization, its name and address must be stated.) (Do Not Leave Blank.)

| Full Name | Complete Mailing Address |
|------------------------------|--|
| GERNSBACK PUBLICATIONS, INC. | 275 G MARCUS BLVD, HAUPPAUGE, NY 11788 |
| ADRIA COREN | 275 G MARCUS BLVD, HAUPPAUGE, NY 11788 |

11. Known Bondholders, Mortgagees, and Other Security Holders Owning or Holding 1 Percent or More of Total Amount of Bonds, Mortgages, or Other Securities. If none, check here. None

| Full Name | Complete Mailing Address |
|-----------|--------------------------|
|-----------|--------------------------|

12. For completion by nonprofit organizations authorized to mail at special rates. The purpose, function, and nonprofit status of this organization and the exempt status for federal income tax purposes: (Check one)

Has Not Changed During Preceding 12 Months
 Has Changed During Preceding 12 Months (If changed, publisher must submit explanation of change with this statement)

(See Instructions on Reverse)

| | | |
|---|--|--|
| 13. Publication Name POPTRONICS | 14. Issue Date for Circulation Data Below JUNE 2000 | |
| 15. Extent and Nature of Circulation | Average No. Copies Each Issue During Preceding 12 Months | Actual No. Copies of Single Issue Published Nearest to Filing Date |
| a. Total No. Copies (Net Press Run) | 96,065 | 89,300 |
| b. Paid and/or Requested Circulation (1) Sales Through Dealers and Carriers, Street Vendors, and Counter Sales (Not Mailed) | 13,725 | 14,000 |
| (2) Paid or Requested Mail Subscriptions (Include Advertisers' Proof Copies/Exchange Copies) | 46,993 | 47,263 |
| c. Total Paid and/or Requested Circulation (Sum of 15b(1) and 15b(2)) | 60,718 | 61,263 |
| d. Free Distribution by Mail (Samples, Complimentary, and Other Free) | 4,470 | 1,506 |
| e. Free Distribution Outside the Mail (Carriers or Other Means) | ----- | ----- |
| f. Total Free Distribution (Sum of 15d and 15e) | 4,470 | 1,506 |
| g. Total Distribution (Sum of 15c and 15f) | 65,188 | 62,769 |
| h. Copies Not Distributed (1) Office Use, Leftovers, Spoiled | 3,901 | 1,657 |
| (2) Return from News Agents | 26,975 | 24,894 |
| i. Total (Sum of 15g, 15h(1), and 15h(2)) | 96,065 | 87,300 |
| Percent Paid and/or Requested Circulation (15c / 15g x 100) | | |
| 16. This Statement of Ownership will be printed in the <u>January 2001</u> issue of this publication. <input type="checkbox"/> Check box if not required to publish. | | |
| 17. Signature and Title of Editor, Publisher, Business Manager, or Owner <i>Adria Coren - Vice President</i> Date <u>9/25/00</u> | | |
| I certify that all information furnished on this form is true and complete. I understand that anyone who furnishes false or misleading information on this form or who omits material or information requested on the form may be subject to criminal sanctions (including fines and imprisonment) and/or civil sanctions (including multiple damages and civil penalties). | | |

Instructions to Publishers

- Complete and file one copy of this form with your postmaster on or before October 1, annually. Keep a copy of the completed form for your records.
- Include in items 10 and 11, in cases where the stockholder or security holder is a trustee, the name of the person or corporation for whom the trustee is acting. Also include the names and addresses of individuals who are stockholders who own or hold 1 percent or more of the total amount of bonds, mortgages, or other securities of the publishing corporation. In item 11, if none, check box. Use blank sheets if more space is required.
- Be sure to furnish all information called for in item 15, regarding circulation. Free circulation must be shown in items 15d, e, and f.
- If the publication had second-class authorization as a general or requester publication, this Statement of Ownership, Management, and Circulation must be published: it must be printed in any issue in October or the first printed issue after October, if the publication is not published during October.
- In item 16, indicate date of the issue in which this Statement of Ownership will be printed.
- Item 17 must be signed.

Failure to file or publish a statement of ownership may lead to suspension of second-class authorization.

PS Form 3526, October 1994 (Reverse)

Collision Avoidance and Detection: Part 2

Last month, we began our look at near-object collision avoidance and detection. We examined the design criteria for collision avoidance and detection as well as several simple techniques—including infrared light and pyroelectric sensors—for providing near-object sensors in a robot. This time, we'll look at more sophisticated collision avoidance- and detection-systems, including ultrasonic sound-proximity detection, as well as several switch and pressure systems.

Ultrasonic Sound

Sound, like light, has a tendency to travel in straight lines, bouncing off any object in its path. Sound waves can be used for many of the same things that light can be used for, including detecting objects. High-frequency sound beyond the range of human hearing (*ultrasonic*) can be used to detect object proximity as well as distance.

In operation, ultrasonic sound is transmitted from a transducer, reflected by a nearby object, and then received by another transducer. Sound is not sensitive to color, unlike light. Keep in mind, however, that some materials reflect sound better than others and that some even absorb sound completely. In the long run, proximity detection with sound is a more fool-proof technique.

This system is adaptable for use with single transmitter/receiver pairs or multiple pairs. Ultrasonic transducers are common in the surplus market; new ones cost under \$5 each (depending on make and model). Ultrasonic transducers are available from a number of retail and surplus outlets, including DigiKey and Jameco.

Figures 1 and 2 show a basic circuit you can build that provides ultrasonic proximity detection. There are two parts: transmitter and receiver. The receiving transducer is positioned two or more inches away from the transmitter transducer. For best

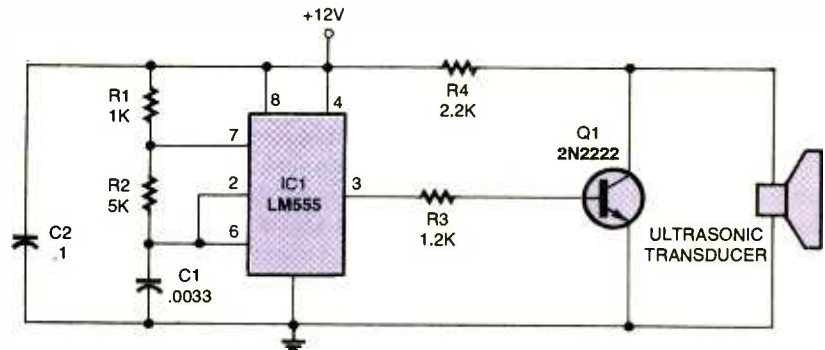


Fig. 1. Schematic diagram for a basic ultrasonic proximity transmitter.

results, you may wish to place a piece of foam between the two transducers to eliminate direct interference. An op-amp, such as an LM741, is sufficient for receiver-signal amplification. The amplified output of the receiver transducer is directly connected to a 339 comparator IC. The ultrasonic receiver is sensitive only to sounds in about the 40-kHz \pm 4 kHz range.

The closer the ultrasonic sensor is to an object, the stronger the reflected sound will be. Note that the strength of the reflected signal will also vary depending on the material bouncing the sound. Potentiometer R9 sets the comparator to trigger when the sensor is about 12–18 inches from an object. The output of the comparator will change

between low and high as the sensor moves closer or farther from an object.

Once you get the circuit debugged and working, adjust R2 to vary circuit sensitivity. You will find that, depending on the quality of the transducers used, the range of this sensor is quite large. When the op-amp gain is all the way up, the range may be as much as eight to ten feet. The op-amp might “ring,” or oscillate, at very high gain levels, so use a logic probe to choose a sensitivity that is just below the ringing threshold.

Contact Detection

A sure way to detect objects is to make physical contact with them. Contact is perhaps the most common form of

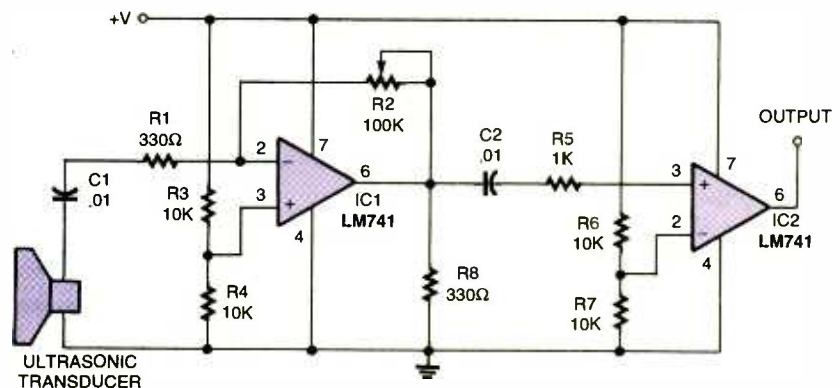


Fig. 2. Schematic diagram for a basic ultrasonic proximity receiver.

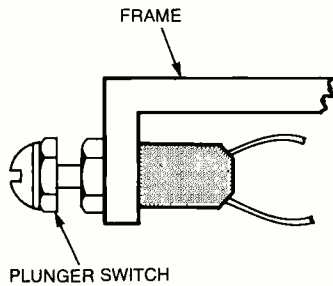


Fig. 3. This single-pole, single-throw, spring-loaded plunger switch mounted in the frame or body of the robot makes a great contact sensor. Experiment with different shapes and sizes for the plunger.

object detection and is often accomplished using simple switches. Let's look at several methods, including "soft-contact" techniques where the robot can detect contact with an object using just a slight touch.

An ordinary switch can be used to detect physical contact with an object. So-called "bumper switches" are spring-loaded pushbutton switches mounted on the frame of the robot, as shown in Fig. 3. The plunger of the switch pushes in whenever the robot collides with an object. Obviously, the plunger must extend further than all other parts of the robot. You may need to mount the switch on a bracket to extend its reach.

The surface area of most pushbutton switches tends to be very small. You can enlarge the contact area by attaching a metal or plastic plate, or a length of wire, to the switch plunger. A piece of rigid 1/8-inch-thick plastic or aluminum is a good choice for bumper plates. Glue the plate onto the plunger. Low-cost pushbutton switches are not known for their sensitivity. The robot may have to crash into an object with a fair amount of force before the switch makes positive contact, and for most applications, that's obviously not desirable.

Leaf switches require only a small touch before they trigger. The plunger in a leaf switch (often referred to as a *Micro Switch*, after the manufacturer that made them popular) is extra small and travels only a fraction of an inch before its contacts close. A metal strip, or *leaf*, attached to the strip acts as a lever, further increasing sensitivity. You can increase the contact-surface area with a plastic or metal plate on the end of the leaf. If the leaf is wide enough, you can use miniature 4-40 or 3-48 hardware to mount the plate in place.

Many animal experts believe that a cat's whiskers are used to measure space.

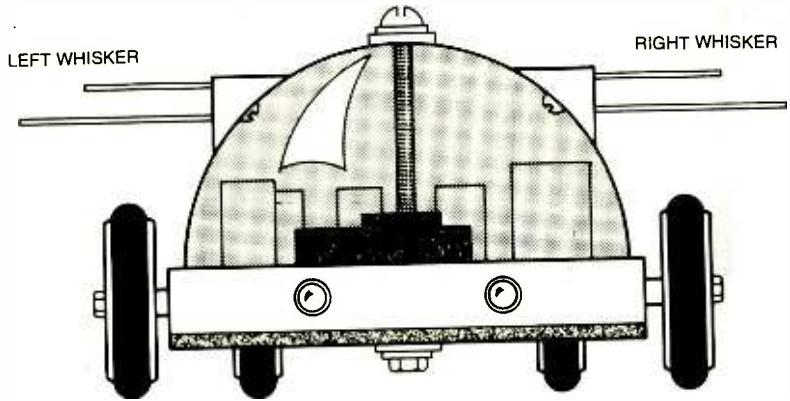


Fig. 4. "Whiskers" added to a robot give it a "cat-like" ability to sense when something is close without having to ram into the object.

If the whiskers touch when a cat is trying to get through a hole, it knows there is not enough space for its body. We can apply a similar technique to our robot designs, without "borrowing" any whiskers from Fluffy. You can use thin 20- to 25-gauge piano or stove wire for the "whiskers" of the robot. Attach the wires to the end of switches or mount them in a receptacle so that a small rubber grommet supports the wire. We'll get to the details in a moment.

By bending the whiskers, you can extend their usefulness and application. You can also use whiskers of different lengths to detect immediate and close objects. For example, Fig. 4 shows two different lengths of whiskers used for the two sides of the robots. The longer length represents a space a few inches wider than the robot. If rubbing against an object actuates these whiskers, but not the short whiskers, then the robot understands that the pathway is clear to travel, but space is tight.

Cut the short whiskers to represent the width of the robot. Triggering the short whiskers on only one side should turn the robot the opposite way to avoid

the obstacle. Activating both sides should trigger the "cat" response, "I'm too big for this passageway." Stopping or turning around are two viable responses. Before building bumper switches or whiskers into your robot, be aware that mechanical-switch contacts and most electronic circuits don't mix. The contact has a tendency to "bounce" as it closes and opens, so it needs to be conditioned with "debounce" circuitry or software.

A cheap and easy method of endowing your robot with the sense of touch is conductive foam, packaged with most CMOS and microprocessor ICs. This foam is available in large sheets and is perfect for use as collision-detection pressure pads. RadioShack sells a nice five-inch square pad that's ideal for the job.

Make a "sensor sandwich" by placing the foam between two pieces of copper foil coated with conductive adhesive; this makes it easier to attach connecting wires. Next, glue the pad to the frame or skin of your robot. Unlike fingertip touch, where the amount of pressure is important, the job of a collision detector is reporting contact with something. This makes the interface electronics that much easier to build.

Figure 5 shows a suitable pad interface. Wire the pad in series with a 3.3K resistor between ground and the positive supply voltage to form a voltage divider. Pressing the pad varies the output voltage.

The sensor output—the point between the pad and the resistor—is applied to the inverting pin of an LM339 comparator. There are four separate comparators in the package, so one chip can service four pressure pads. When the voltage from the pad exceeds the reference voltage supplied to the comparator, the comparator changes states, thus indicat-

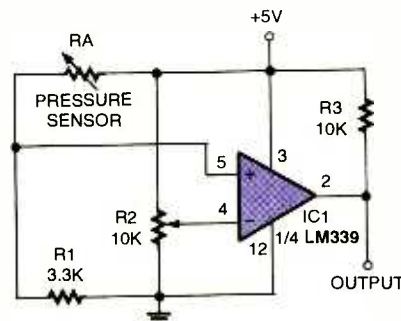


Fig. 5. This circuit converts the output of a conductive foam pressure sensor to an on/off type switch output.

ing a collision. The comparator output can be used to drive a motor direction control relay, or can be tied directly to a microprocessor or computer port. If you aren't using all four comparators, read the LM339's data sheet carefully on the connection of unused inputs and outputs.

What happens when you have many switches or proximity devices scattered around the periphery of your robot? You could connect the output of each switch to the computer, but that's a waste of interface ports. If the computer or microcontroller used in your robot has an analog-to-digital converter (ADC), or you don't mind adding one, you can use another technique to interface multiple switches: the resistor ladder. The concept is simple, as is shown in Fig. 6: each switch is connected to ground on one side and to +V in series with a resistor, on the other side. Multiple switches are connected in parallel to an ADC input. The resistors—each with a different value—form a voltage divider. When a switch closes, the voltage through that switch is uniquely different.

Note that because the resistors are in parallel, more than one switch can be closed at one time. An "in-between" voltage will result. Feel free to experiment with the values of the resistors connected to each switch to obtain maximum flexibility.

Piezo Bar Collision Detector

The last nickname you'd want for your robot is "Bull In a China Closet," a none-too flattering reference to your automaton's habit of crashing into and breaking everything! Unfortunately, even the best-behaved robots occasionally bump into obstacles, including walls, furniture, and the cat (your robot can probably survive a head-on collision with a solid wall, but the family feline...maybe not!).

Since it's impractical—not to mention darn near impossible—to always prevent your robot from colliding with objects, the next best thing is to make those collisions as "soft" as possible. This is done using so-called *soft touch*, or *compliant* collision detection means. We'll look at several approaches. You can try some or all; mixing and matching sensors on one robot is not only encouraged, it's a good idea. As long as the sensor redundancy does not unduly affect the size, weight, or cost of the robot, having "backups" can make your robot a better-behaved houseguest.

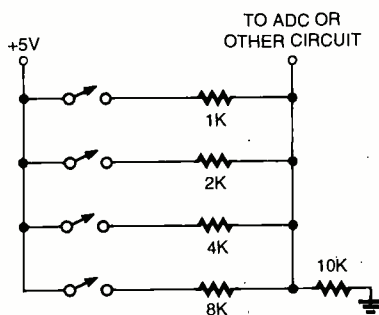


Fig. 6. A resistor ladder provides a way to tap multiple voltage levels. The voltage at the output of the ladder is dependent on the switch(es) that are closed.

The so-called "soft-touch" collision sensor described here, which uses commonly available piezo-ceramic discs, is a good alternative to the laser-optic whisker system for lower-sensitivity applications. A half-round bar increases the contact area.

The main sensing element of a piezo-disc touch bar consists of two one-inch diameter piezo-ceramic discs. These discs are available at RadioShack and many surplus-electronics stores; cost is typically under \$1, \$2 each, or less for the astute bargain hunter. The discs are attached to a 6½-inch-long support bar, which you can make out of plastic or even a long LEGO "Technic" beam. The discs are glued into place; with ¼-inch foam (available at most arts and craft stores) stuck to the ceramic surface of the disc to act as a cushion. A length of ⅜-inch diameter aluminum tubing (approximately 8–9 inches) is bent to a half-circle and threaded through two small grommets, as shown in the illustration. The grommets are glued to the support bar.

Flatten the ends of the tubing and bend them at right angles to create a "foot." The foot rests on the foam-padded surface of the discs. For construction, I used hot-melt glue to attach

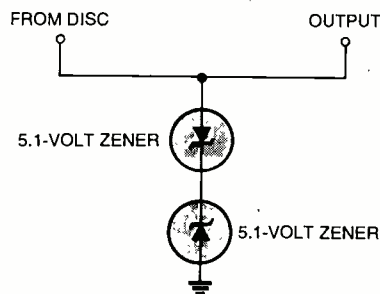


Fig. 7. A suitable interface circuit connects a piezo disc to a TTL-compatible input or op-amp.

the discs and grommets to the support bar. You can use most any other adhesive or glue, but be sure it provides a good, strong hold for the different materials used in this project (metal, plastic, and rubber).

Piezo-ceramic discs are curious creatures: they are both consumers *and* producers of electricity. When a voltage is applied to them, the crystalline ceramic on the surface of the disc vibrates—much like a loudspeaker. When the disc is connected to an input, any physical tap or pressure on the disc will produce a voltage. The exact voltage is somewhat proportional to the amount of force exerted on the disc. Apply a little pressure or tap, and you get a little voltage; a heavier pressure or tap results in a bigger voltage.

The piezoelectric material on the discs is so efficient that even a moderately strong force on the disc will produce in excess of five or ten volts. That's good in that it makes it easy to interface the discs to a circuit, as there's usually no need to amplify the signal. However, it's also bad in that the voltage from the disc can easily exceed the maximum inputs of the interface circuit—computer, microcontroller, or other electronic device. Pound on a piezo disc with a hammer and, though it might be broken when you're done, it will also produce a thousand volts or more!



To prevent overvoltage damage, attach a pair of 5.1-volt Zener diodes, as shown in Fig. 7, to each disc of the touch bar. The Zener limits the output of the disc to 5.1 volts, a safe enough level for most interface circuitry. For an extra measure of safety, use a 4.7-volt Zener.

Note that piezoelectric discs also make great capacitors. This means that over time, the disc will take a charge. That charge will show up as a constantly changing voltage at the output of the disc. To prevent this, a resistor across the disc's output bleeds off any accumulated charge. In my experiments, I found that an 82K resistor eliminated the charge build-up, while not diminishing excessively the sensitivity of the disc. Experiment with the value of the resistor. A higher value will increase sensitivity, but could cause an excessive charge build-up. A lower value will reduce the build-up, but also reduce the sensitivity of the disc. Also helpful is to route the output of the disc to an op-amp, preferably through a 100K or higher resistor.

The piezo-disc touch bar and volt-


5 GREAT PROJECT BOOKS

[] **BP-410 35 Opto-Display Terminal Block Projects. \$6.99.** If you use terminal blocks, no soldering is required to make complete this series of opto-displays that range from light-telegraphs, flashing label badges, magnetic detectors, plus more advanced projects including a dusk detector, games, and twinkling Christmas decorations.




[] **BP-411 Introduction to Surface-Mount Devices. \$6.99.** Surface-mount construction can be easier, faster and less costly, and even the hobbyist can produce one-of-a-kind circuits using SMDs. PCB design, chip control, soldering techniques and specialist tools are fully covered. A complete variety of construction projects are also included.

[] **BP-413 Remote Control Projects. \$7.99.** A wealth of circuits and circuit modules for use in all kinds of remote-control applications are provided. There are complete details for 14 novel and practical remote control projects. Also included are techniques for interfacing a PC to a remote control system.



[] **BP-416 Practical Alarm Circuits. \$6.99.** Details of inexpensive but effective burglar alarms for the home constructor. The circuits include switch-activate alarm, FM audio alarm generator, Modulated fiber-optic loop alarm, Ultra-sonic breaking window alarm, Doppler shift ultrasonic sensor and more.

[] **BP-432 Simple Sensor Terminal Block Projects. \$6.99.** Sensors are the eyes, ears and noses of electronic systems. They include contact, light, heat, sound, magnetic, motion, resistance and voltage-operated devices. The projects in this book show you how you can build all of these, and if you use terminal blocks, no soldering is required. There are 31 individual projects to build and use.



To order one of these Books send amount indicated plus \$3.00 for shipping in the U.S. and Canada only to Electronics Technology Today Inc., P.O. Box 240, Massapequa Park, NY 11762-0240. Payment in U.S. funds by U.S. bank check or International Money Order. Please allow 6-8 weeks for delivery. MA09

Listing 1

For the Basic Stamp II
Uses an ADC081 serial ADC

| | | | |
|-------|-----|------|---------------------------|
| ADres | var | byte | A-to-D result: one byte |
| CS | con | 13 | Chip select is pin 13 |
| AData | con | 14 | ADC data output is pin 14 |
| CLK | con | 15 | Clock is pin 15 |
| Vref | con | 0 | VRef |

high Vref

high CS

Deselect ADC to start

again:

```
low CS
shiftin AData,CLK,msbpost,[ADres\9]
high CS
debug ? ADres
pause 100
goto again
```

```
Activate ADC
Shift in the data
Deactivate ADC
Display result
Wait 1/10 second
Repeat
```

age-limiting circuitry can be attached to the body of the robot. The front of the robot is the likely choice, but you can add additional bars to the sides and rear, in order to obtain a near-360° sensing pattern. The width of the bar makes it ideal for any robot that's between about eight and 14 inches wide.

Since the aluminum-tube-sensing element is a half-round shape, the sensor is also suitable for mounting on a circular robot base. For added compliance, you may wish to mount the bar using a thick foam pad, spring, or shock absorber (shocks made for model racing cars work well). If the bar is mounting directly to the robot, the sensor exhibits relatively little compliance.

Mount the bar at a height consistent with the kinds of objects with which the robot will most likely collide. For a "wall-hugging" robot, for example, you

may wish to mount the bar low and ensure that the half-round tube slopes downward. That way, the sensor is more likely to strike the baseboard at the bottom of the wall.

Listing 1 shows a short sample program for reading the values provided by the piezo-disc touch bar. The program is written for the BASIC Stamp II microcontroller and requires the addition of one or more serial-output analog-to-digital converter chips (I used an ADC0831 for my prototype). You need only one ADC if it has multiple inputs; you'll need two ADCs if the chips have but a single input. See the comments in the program for hookup information.

There are several other approaches to soft-touch sensors. For example, a resistive-bend sensor changes its resistance when curved or bent—the greater the bend, the greater the change. Positioned at the front of your robot in a loop, the bend sensor could be used as a collision detector. If you like the idea of piezoelectric elements but want a more localized touch sensor than the touch bar described in the previous section, you might try mounting piezoelectric material and discs on rubber or felt pads, or even to the "bubbles" of bubble pack shipping material, to create "fingers" for your 'bot.

Next month, we'll take a hands-on look at the new *Cyber K'Nex Ultra*, a robotics construction set that uses unique building parts, microcontrollers, and downloadable programs. **P**



"You've got a bad power supply, but the tread mill looks okay."

Proximity Sensors... Or Thereabouts

Get ready for an electronic adventure into the world of proximity sensors. Proximity simply means being near in space or time. The types of proximity sensors that we'll be working with detect objects that are close in space, not in time. If you think you've never been exposed to proximity sensors, think again. New-style traffic-light systems use magnetic-field-distortion proximity sensors to detect approaching traffic, letting the system modify the timing sequence for efficient traffic flow. Automatic doors and security lights are often controlled by infrared proximity sensors, where the IR sensor detects the heat from a warm body. Now that we better understand what proximity sensors are used for, we'll take a look at how they work.

In The Beginning...

Long before the IR detector, the most commonly used proximity sensor was the *capacitance-operated relay*. The capacitance sensor usually consisted of an RF-oscillator circuit that was sensitive to any conductive object near its pick-up sensor

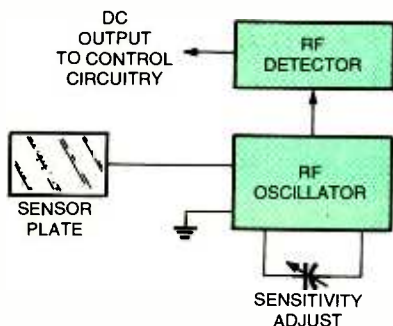


Fig. 1. One simple form of proximity sensor relies on body capacitance. Radio-frequency (RF) oscillators are sensitive to stray capacitance due to the extreme frequencies they generate. A simple detector for the frequency shift can control any electrical device. That sensitivity is why you should use insulated tools when adjusting tuned circuits in radios and TVs.

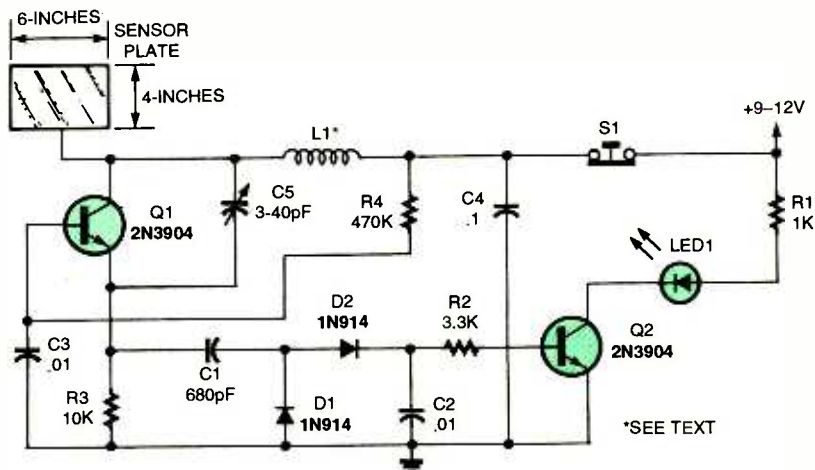


Fig. 2. This simple two-transistor circuit is an embodiment of the Fig. 1 block diagram.

plate (Fig. 1). In the days before solid-state devices, vacuum tubes were used in the capacitance circuits; and relays were about the only interfacing components available at that time.

The block diagram in Fig. 1 shows how the basic capacitance-proximity sensor operates. A metal load plate is connected to the RF oscillator's tuned circuit and serves as the pick-up sensor. The sensor's sensitivity is adjusted with the oscillator's feedback control, which in this case is a small variable capacitor. The capacitor is usually adjusted to a point where the circuit just barely oscillates. The RF detector circuit produces a DC output when oscillating; that output can control other circuitry. Any conductive object positioned near the pick-up plate increases the capacitance between the sensor and ground. That increase in capacitance lowers the oscillator's feedback ratio to a point where oscillation stops; the RF detector no longer produces a DC output.

A solid-state version of a capacitance proximity circuit is shown in Fig. 2. A 2N3904 NPN transistor, Q1, is con-

Download These Circuits From www.electronicworkbench.com/poptronics



PARTS LIST FOR THE CAPACITANCE SENSOR (FIG. 2)

SEMICONDUCTORS

Q1, Q2—2N3904 NPN silicon transistor
LED1—Light-emitting diode, any color
D1, D2—1N914 silicon signal diode

RESISTORS

(All resistors are 1/4-watt, 5% units.)
R1—1000-ohm
R2—3300-ohm
R3—10,000-ohm
R4—470,000-ohm

CAPACITORS

C1—680-pF, ceramic disc
C2, C3—0.01-μF, ceramic disc
C4—0.1-μF, ceramic disc
C5—3-40-pF variable (RadioShack RSU11919081 or similar)

ADDITIONAL PARTS AND MATERIALS

L1—Wire-wound coil (see text)
Sensor plate, wire hardware, etc.

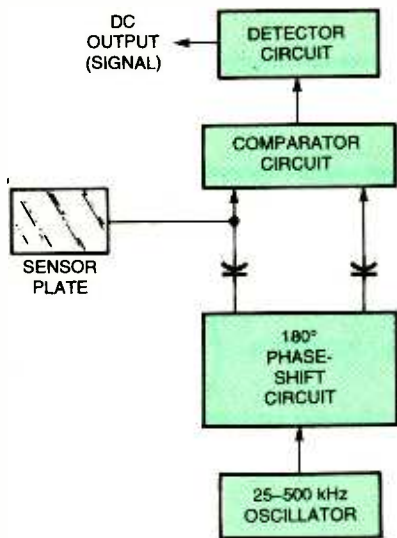


Fig. 3. Another technique is to compare two identical signals that are 180° out of phase. If one signal shifts in phase, the comparator detects the difference and outputs a signal.

nected in a simple RF-oscillator circuit. The sensitivity control (feedback) is a small 3–40-pF variable capacitor, C5. Two 1N914 silicon diodes detect the oscillator's RF output and feeds the positive DC voltage to the base of Q2, another NPN 2N3904 transistor. As long as the circuit is oscillating, Q2 is turned on and the LED is shining bright.

There are a couple of interesting traits worth noting about this simple proximity-sensor circuit. Inductor L1 can be just about any coil with an inductance of 0.1 to 10 mH. A 100-turn coil wound with 26-gauge wire on a one-inch diameter PVC tube will do nicely. An old AM ferrite-loop coil will do as well. If a large value inductor is used for L1, you might need to increase the value of feedback capacitor C5 to obtain oscillation. A latching function is the other unique feature. After the sensor picks up an object and the oscillator stops operating, Q2 turns off and remains off until S1 is momentarily operated. This interrupts the power and shocks the oscillator back into operation, setting the circuit up for the next detection cycle.

The Old "Yin-Yang"

Our next proximity sensor circuit operates on a balanced—but opposite—signal source, see the block diagram in Fig. 3. The output of a low-frequency RF oscillator is fed into a 180° phase-shift circuit. Both output signals are of the same amplitude but 180° apart in phase. These two opposing signals are fed to a comparator circuit that adds the

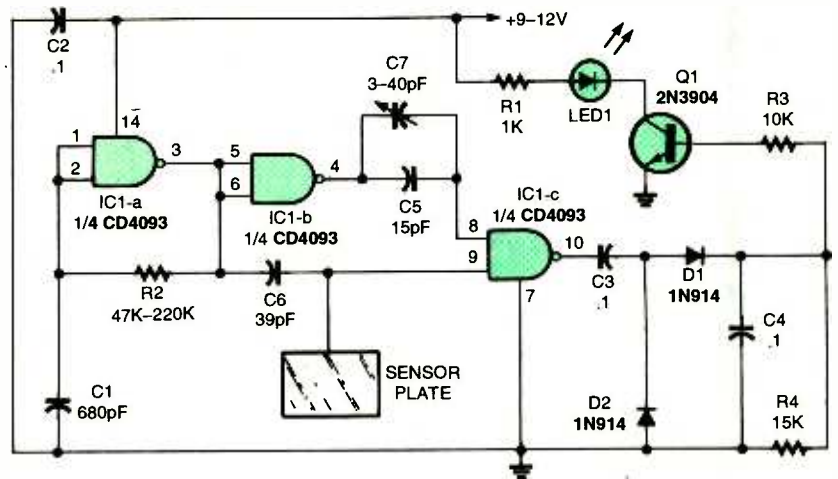


Fig. 4. The simplest way to detect phase changes is with digital-logic gates.

two signals together. As long as they are equal in strength, the output (sum) is zero. A metal-sensing plate is attached to one comparator input.

Any external capacitance loading on the sensor plate lowers the signal level reaching the comparator input. The comparator outputs a corresponding DC signal.

A working version of the balanced-signal proximity-sensor circuit is shown in Fig. 4. The heart of the circuit is a single CD4093 quad 2-input NAND gate IC. The IC1-a gate forms a super-simple squarewave oscillator. A single capacitor and resistor set the operating frequency, which may be anywhere between 25 and 500 kHz. The oscillator's output splits into two paths. One feeds IC1-c through C6; the other connects to IC1-b. The output of IC1-b is 180° out of phase with its input and is coupled through two parallel capacitors to the other input of IC1-c.

Before going any farther, let's review the function of a NAND gate. An AND gate—stick with me here—goes high when both inputs go high. If either input is low, the output is low. A NAND gate simply swaps the high- and low-output levels, high for low and low for high. The output will remain high unless both inputs go high, and then the output goes low.

That is all we need to know about the function of a NAND gate to understand the operation of IC1-c in our circuit. The two signals feeding IC1-c are equal in level but opposite in phase. At any time, at least one of the gate inputs is low, so the output remains high. If either input signal is removed or allowed to drop below the gate's input-threshold level, the gate will produce a squarewave output.

The detector/rectifier circuit of D1

PARTS LIST FOR THE BALANCED-SIGNAL SENSOR (FIG. 4)

SEMICONDUCTORS

- IC1—CD4093 quad 2-input CMOS NAND gate, integrated circuit
- Q1—2N3904 NPN silicon transistor
- LED1—Light-emitting diode, any color
- D1, D2—1N914 signal silicon diode

RESISTORS

- (All resistors are ¼-watt, 5% units.)
- R1—1000-ohm
 - R2—47,000- to 220,000-ohm
 - R3—10,000-ohm
 - R4—15,000-ohm

CAPACITORS

- C1—680-pF, ceramic-disc
- C2—C4—0.1-μF, ceramic-disc
- C5—15-pF, ceramic-disc
- C6—39-pF, ceramic-disc
- C7—3–40-pF, variable (RadioShack RSU11919081 or similar)

ADDITIONAL PARTS AND MATERIALS

Sensor plate, wire, hardware, etc.

and D2 converts the output to a positive DC voltage, which turns Q1 and the LED on. Capacitor C7 is the sensitivity and balance control. Any conductive object moved in close proximity to the sensor plate shunts some of the RF signal to ground. When the level drops below the gate's input-threshold level, the circuit produces an output and lights the LED. Maximum sensitivity is obtained by adjusting C7 to the point where the LED

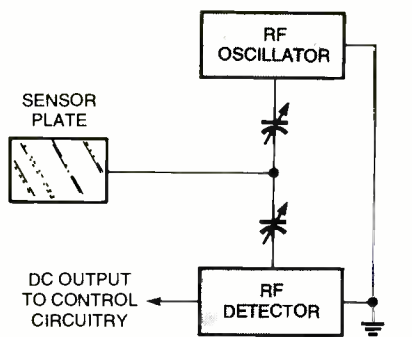


Fig. 5. A subtle yet substantial variation on the Fig. 1 concept is to detect a change in an RF signal after it has left the oscillator; in Fig. 1, the oscillator is directly affected by the sensor plate.

just comes on and then back to a position where the LED just goes out.

Bleeding Excess Signal

Our next proximity sensor, see the block diagram in Fig. 5, uses a simple transmitter/receiver configuration. An RF oscillator is coupled through a variable capacitor to the sensor pick-up and on through another variable capacitor to an RF detector circuit. The detected RF is converted to a DC voltage, which may be used to operate other circuitry. The circuit is adjusted for a minimum receiver-signal level that produces a useable and stable DC output. When a conductive object gets close to the sensor's pick-up plate, some of the RF signal is shunted to ground. If the signal is reduced below the receiver's input-threshold level, the receiver's DC output will disappear, indicating a detected object.

"Hacking" The LM567

An unusual version of the transmitter/receiver proximity-sensor circuit is shown in Fig. 6. The heart of this circuit is an LM567 phase-locked-loop IC that performs double duty: transmitter and receiver. The LM567's internal oscillator is set to about 500 kHz with the values shown for C3 and R3. The actual operating frequency is not critical as long as it falls somewhere in the 300- to 600-kHz range. Transistor Q1's only job is to isolate the LM567's internal oscillator from outside loading and to supply a signal to the sensor plate and the receiver input.

Normal operation for a typical LM567, as a receiver or tone-decoder circuit, is to not—under any conditions—receive its own internal-oscillator signal. To do so would make the receiver useless for its intended purpose. In our proximity-sensor circuit, it is nec-

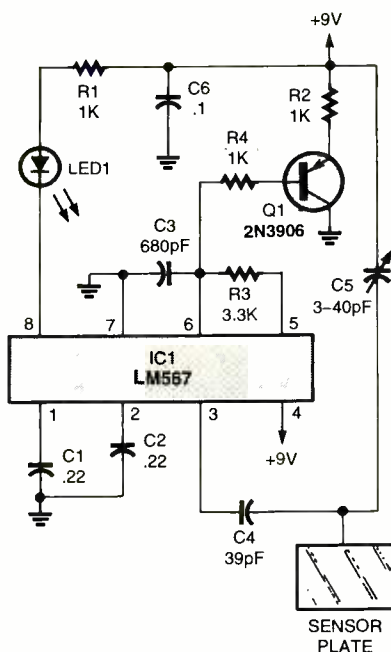


Fig. 6. Although the LM567 is designed to not have interference between its internal oscillator and detector, we've tricked the chip to do just that.

PARTS LIST FOR THE TRANSMIT-RECEIVE SENSOR (FIG. 6)

SEMICONDUCTORS

- IC1—LM567 phase-locked-loop tone decoder, integrated circuit
- Q1—2N3906 PNP silicon transistor
- LED1—Light-emitting diode, any color

RESISTORS

- (All resistors are 1/4-watt, 5% units.)
- R1, R2, R4—1000-ohm
 - R3—3300-ohm

CAPACITORS

- C1, C2—0.22- μ F, ceramic-disc
- C3—680-pF, ceramic-disc
- C4—39-pF, ceramic-disc
- C5—3-40-pF variable (RadioShack® RSU11919081 or similar)
- C6—0.1- μ F, ceramic-disc

ADDITIONAL PARTS AND MATERIALS

Sensor plate, wire, hardware, etc.

essary to trick the LM567 into detecting its own internally generated signal. We perform a little electronic "magic" by using the LM567's triangle-wave output instead of the more commonly used squarewave output. The triangle wave is taken off at pin 6, isolated with Q1, and

fed to both the pick-up plate and the LM567 input at pin 3. Capacitor C5, a 4- to 40-pF variable capacitor, is adjusted to supply just enough signal to the LM567 to light the LED.

Any conductive object large enough to shunt a sufficient amount of the RF signal to ground will cause the LM567 to unlock and turn the LED off. The circuit will detect a human hand at about three inches when a ten-inch aluminum pie pan is used for the pick-up sensor.

It looks like we are just about out of time and space for this visit, and I still have a number of interesting proximity circuits to share. Don't worry...we'll continue next month, so be here! **P**

www.poptronics.com

An Introduction to Light in Electronics

An Introduction to Light in Electronics

I. A. WILSON



Taken for granted by us all perhaps, yet this book could not be read without it, light plays such an impressive role in daily life that we may be tempted to consider just how much we understand it. This book makes a good start into this fascinating and enlightening subject. It has been written with the general electronics enthusiast in mind.

To order Book #BP359 send \$6.99 plus \$3.00 for shipping in the U.S. and Canada only to Electronics Technology Today Inc., P.O. Box 240, Massapequa Park, NY 11762-0240. Payment in U.S. funds by U.S. bank check or International Money Order. Please allow 6-8 weeks for delivery.

ET08

Practical PIC Microcontroller Projects



This book covers a wide range of PIC based projects, including such things as digitally controlled power supplies, transistor checkers, a simple capacitance meter, reaction tester, digital dice, digital locks, a stereo audio level meter, and MIDI pedals for use with electronic music systems. In most cases the circuits are very simple and they are easily constructed. Full component lists and software listings are provided. For more information about PICs we suggest you take a look at BP394 -- An Introduction to PIC Microcontrollers.

To order Book #BP444 send \$7.99 plus \$3.00 for shipping in the U.S. and Canada only to Electronics Technology Today Inc., P.O. Box 240, Massapequa Park, NY 11762-0240. Payment in U.S. funds by U.S. bank check or International Money Order. Please allow 6-8 weeks for delivery.

ET10

ON-LINE Shopping: WHERE YOUR MONEY IS GOING...GOING...GONE!

Even if you haven't experienced it, you've undoubtedly read about it. Shopping on the Internet, whether as a consumer or as a business, is exploding in popularity.

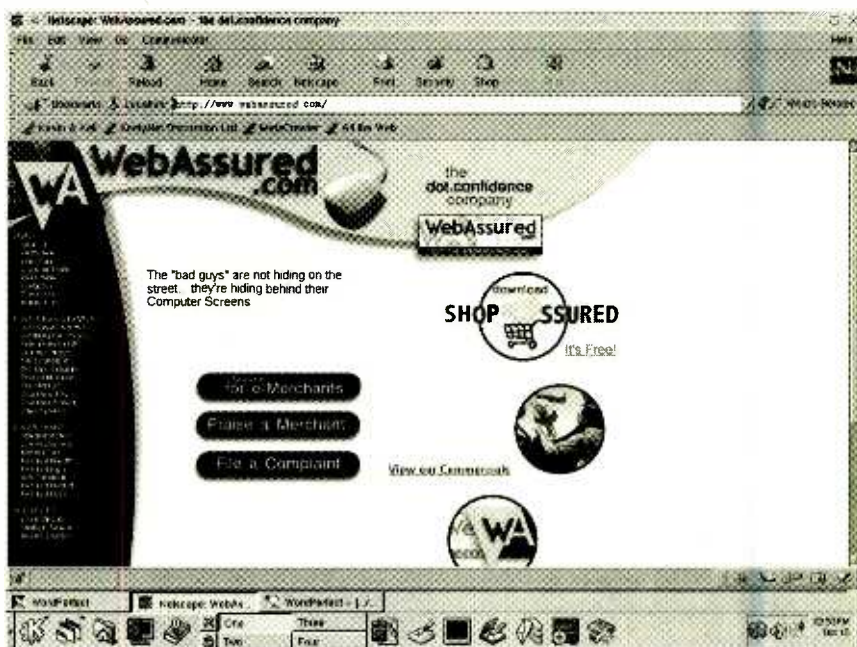
Various studies indicate that from one-quarter to one-half of all Americans have now placed at least one order online. Some analysts believe that eventually e-commerce will account for one-fifth of all retail sales (the figure today is between one and five percent, depending on who's doing the counting). The numbers for business-to-business e-commerce are even higher.

LET YOUR KEYBOARD DO THE WALKING

There's no better way to locate hard-to-find items or comparison-shop for the best deals. I've shopped for cars and plane tickets on the Web. Recently, I bought boogie boards for my kids, videos for my wife, and specialty bath mats and pillow wedges for the house—all items I couldn't find in local stores—at excellent prices.

E-commerce has had a society-wide impact, helping to fuel the economy's decade-long expansion, the longest since records were first kept 150 years ago.

But to almost every upside there's a downside. With e-commerce, you need to beware of scams and foul-ups as businesses and entrepreneurs eager to cash in on the



Our society has never been able to eradicate fraud; we keep giving them more sophisticated tools to separate you from your money. Web sites like WebAssured help you fight back by learning to avoid the unscrupulous.

Internet gold rush do so ill-prepared or with venal motives.

The incidence of outright fraud appears to be low, with exceptions in the areas of pyramid schemes and, to a lesser extent, online auctions. Common problems are featured products being unavailable, late deliveries, high shipping charges, and orders never arriving.

KEEPING THE FAITH

The key issue is trust. If you're

buying, how can you trust Web merchants? If you're selling, how can you engender trust in prospects?

As often happens with Web problems, the Web offers solutions as well.

A number of Web sites track fraudulent Web businesses or otherwise help you avoid becoming a victim. Examples are the National Fraud Information Center at www.fraud.org, the Better Business Bureau OnLine at www.bbbonline.org, and WebAssured.com at www.webassured.com.



Contrary to everyone's perceptions, there are other on-line auction sites than eBay. FairMarket is one site that doesn't compete with eBay, but complements it in other areas such as business-to-business transactions.

Other sites review shopping sites for qualities such as ease of use, pricing, selection, and service. Some of those include Gomez Advisors (www.gomez.com), BizRate.com (www.bizrate.com), and Rating Wonders (www.ratingwonders.com).

Some sites provide product reviews, such as ConsumerSearch at www.consumersearch.com and Productopia at www.productopia.com. Then there are shopping-discussion sites such as Deja.com at www.deja.com and Epinions.com at www.epinions.com, where consumers share their buying experiences.

THE CHECK IS IN THE E-MAIL

Most online shopping at the consumer level is done with credit cards, which is safer than mailing a check because credit-card companies typically limit your liability to \$50 in the event of fraud. Almost all Web fraud victims are those who shop without credit cards.

Should you worry that your credit-card information might be heisted as it travels through cyberspace?

No. More and more Web shopping sites use encryption to scramble the credit-card data that you type in, preventing hackers from intercepting it. You'll know encryp-

tion is being used if the address of the Web page begins with "https" instead of "http" (the extra "s" stands for "secure").

Should you worry about Web sites selling personal information about your buying habits?

Possibly. Look for a clear privacy statement from a Web site before offering personal information. Organizations such as TrustE (www.truste.com) certify the privacy policies of Web sites and provide seals that you can click on to take you directly to a site's privacy statement.

WHO YA GONNA CALL?

Web sites can engender trust by being forthright and by understanding Internet conventions. If you have a storefront (commonly called a "brick and mortar"), post its address along with a telephone number for those who want more than a virtual connection or assurance that you're no fly-by-night operation. Make sure your site loads quickly, is easy to navigate, and has a search feature. Don't send e-mail to Web visitors without asking permission. Respond to all e-mail questions. Let visitors know what information you're collecting and how it will be used. Clearly state your return policy.

LIE DETECTORS

Unfortunately, Web safeguards aren't foolproof. A new, fraudulent Web site may have not yet registered on the radar screens of consumer-watchdog sites. Shopping-review sites seem eager to give sites good marks and reluctant to reveal poorly performing sites. Shopping-discussion sites by definition report anecdotal information that may be useful or misleading. A number of sites have been accused of violating their own privacy policies.

As with nearly everything else about the Internet, online shopping isn't risk-free. But this shouldn't stop you from benefiting from it.

Just remember to keep your eyes open. And sometimes you have to rely on old-fashioned common sense: If a deal seems too good to be true, it probably is.

IT'S GOING, GOING, GONE ... ON THE INTERNET

One of the most curious aspects of e-commerce, and the Internet explosion in general, is online auctions.

Auctions on the Internet may be the purest form of capitalism practiced today, with buyers and sellers coming together in a central worldwide marketplace, unencumbered by intermediaries and, to a large extent, outside regulation. It encompasses individuals selling to individuals, business selling to individuals, and businesses selling to other businesses.

COME ONE, COME ALL

The most popular Internet auction site is eBay, at www.ebay.com, the tenth most trafficked of all Internet sites, according to Nielsen/NetRatings. Qualitatively, it's the single best Internet site out there, according to the editors of *PC World* magazine, who recently evaluated factors such as usefulness, content, ease of use, and the "gee-whiz" quotient.

If you've ever bought or sold through eBay or other auction sites, you undoubtedly know what they're talking about. Online auctions are fun. Unlike most in-person auctions, they typically stretch out over days and end at a specific time. The highest bidder, when the clock strikes, wins. There are tricks to plac-

ing winning bids, and other tricks in maximizing the bids placed on items you're selling.

The strategizing, ticking clock, and winning and losing impart a game-like quality to online auctions. But they're serious business too. eBay moves \$12 million of merchandise per day, while its competitors, the auction areas of Yahoo (auctions.yahoo.com) and Amazon.com (auctions.amazon.com) move \$500,000 and \$200,000 per day, respectively.

I CAN GET IT FOR YOU WHOLESALE

The business-to-business auction market, exemplified by sites such as FreeMarkets (www.freemarkets.com) and FairMarket (www.fairmarket.com), is doing even better. Businesses using "dynamic pricing" in selling to other businesses are expected to generate \$29 billion in sales this year and \$60 billion next year, according to the market research group Forrester Research.

Most e-commerce software developers have added auction capabilities to their programs. Some companies have moved their entire sales operation to the online-auction model.

"MOMMY, I WANT...!"

The most popular items for sale at online auctions in the past were collectibles, but lately noncollectible items such as computers, office supplies, and even heavy machinery have become dominant. Of course, you can also bid for the wacky, from taxidermied bats to debris from shipwrecked luxury liners.

PAYING THE PIPER

You can usually pay for auctioned items with a personal check, cashier's check, or money order, though many sellers ship only after a personal check has cleared. Most individuals and many businesses auctioning online don't accept direct credit-card payments because of the transaction fees or the difficulty in obtaining merchant status.

Several online services now let small businesses and even individuals accept credit-card payments.

The leader is a darkhorse company called X.com (www.x.com) with its PayPal service. The company, heavily backed by venture capital, earns revenue through premium services and interest on funds participants elect to keep in their PayPal accounts.

One benefit of paying through PayPal is its fraud protection. As long as the seller is "verified" by providing bank account informa-

tion to X.com, the company will reimburse buyers for up to \$5000 of losses per year due to fraud. eBay provides fraud insurance too, but only up to \$200 per item.

YOU MEAN THEY LIED TO ME?


Fraud protection is increasingly necessary in the Wild West of online auctions. The Internet Fraud Complaint Center, a new service run by the National White Collar Crime Center and the FBI at <https://www.ifccfbi.gov>, receives more complaints about online auction fraud than anything else.

One common problem is inaccurate product descriptions. When I recently won an auction for a 1799 silver dollar at eBay, I discovered after receiving it that it had a plug in it, a result of someone in the past drilling a hole to make jewelry and someone later filling that hole with a silver plug.

The plug wasn't mentioned in the description of the coin by the seller, a coin dealer who couldn't have missed it. It devalued the coin by two-thirds. The seller agreed to refund my money—only after I spelled out these facts.

Two good Web sites where you can arm yourself against online auction fraud are the FTC's "Internet Auctions: A Guide for Buyers and Sellers," available with other useful tips at www.ftc.gov/bcp/menuinternet.htm, and Auction Watch.com, at www.auctionwatch.com.

The latter site is a terrific resource about online auctions in general. It provides tips on successful auction strategies, an auction search engine, auction software, news about the online-auction world, and discussion groups.

Among the issues explored by AuctionWatch.com is auction addiction. "Addiction" might seem an improbable word here, but only if you haven't experienced the curious phenomenon of online auctions. 

POINT AND CLICK

AuctionWatch

www.auctionwatch.com

Better Business Bureau OnLine

www.bbbonline.org

BizRate

www.bizrate.com

Consumer Search

www.consumersearch.com

Deja

www.deja.com

eBay

www.ebay.com

Epinions

www.epinions.com

FairMarket

www.fairmarket.com

Federal Trade Commission

www.ftc.gov/bcp/menu-internet.htm

FreeMarkets

www.freemarkets.com

Gomez Advisors

www.gomez.com

National Fraud Information Center

www.fraud.org

National White Collar Crime Center

<https://www.ifccfbi.gov>

Productopia

www.productopia.com

Rating Wonders

www.ratingwonders.com

TrustE

www.truste.com

WebAssured

www.webassured.com

X.com (PayPal)

www.x.com



A public service of this magazine

NEW GEAR

USE THE FREE INFORMATION CARD FOR FAST RESPONSE

Handheld Oscilloscope/Curve Tracer



CIRCLE 61 ON FREE INFORMATION CARD

THE HANDHELD DIGITAL STORAGE Oscilloscope/Component Curve Tracer (HH972) provides two test instruments in one package the size and weight of a digital voltmeter. Its small size (3.6 by 7.1 by 1.4 inches and weighing only 12.7 ounces) and powerful digital storage oscilloscope capabilities make it a natural choice for both bench and field service applications, including digital and analog signals; telecommunications; GPS, TV, and audio signals; line-operated equipment; and sensors. It also performs signal analysis in automobiles (when combined with the optional ST972-EC stand).

In oscilloscope mode, the unit provides full auto-ranging capability; and it automatically measures and displays time, and DC and AC amplitudes. In curve tracer mode, it displays I/V curves for in-circuit component testing—convenient for checking continuity and troubleshooting PCBs, diodes, transistors, and resistors. The HH972 has a wide 5-MHz bandwidth, with digital sampling at 20Ms/sec. Its maximum input voltage is 280-volts true rms AC or 400 volts DC.

Other features of the oscilloscope are automatic capture mode; continuous peak-to-peak measurements; and cursor,

scroll, and hold functions. The high-contrast backlit LCD display provides wide-angle visibility, with a resolution of 6 bits for very smooth waveforms and text. The keypad is easy to use, and the Hold key freezes the display.

The Handheld Digital Storage Oscilloscope/Component Curve Tracer (HH972) retails for \$259, with test leads and probe included. The optional stand with rechargeable battery is \$69.

ALLISON TECHNOLOGY CORP.

2006 Finney Vallet Road


Rosenberg, TX 77471

800-980-9806 or 281-239-8500

www.atcweb.com

Temperature/Humidity Reader

THE MODEL 725 TEMPERATURE/Humidity Reader is compact, lightweight, and battery powered. The handheld unit provides a wide range of temperature and humidity readings with datalogging capabilities that can record up to 16,241 data points. Its adjustable interval setting permits recording from four hours to 11 days worth of data. The RS-232



CIRCLE 62 ON FREE INFORMATION CARD

port and included software allow the user to either download data for analysis or control the meter in real time from a PC.

The Model 725 provides state-of-the-art dual function meters with two environmental sensors housed in a remote rod. Both meters feature large, easy-to-read triple LCD displays that show RH and temperature readings simultaneously, and a second K-type thermocouple port. The remote rod permits the user to place the sensors right where they are needed.


The Model 725 Temperature/Humidity Reader comes complete with instruction manual, battery, carry case, software, calibration screwdriver and windscreen, RS-232 cable, and K-type bead probe and has an MSRP of \$369.

B&K PRECISION CORP.

1031 Segovia Circle
Placentia, CA 92870-7137
714-237-9220
www.bkprecision.com

Protective Case for Computer Modules

AN IDEAL CASE FOR PEOPLE WHO travel with extra modules or external hard drives, the *DoubleCLIC* protective case helps extend the life of valuable computer modules by offering shock absorption and protection from dust and debris. This lightweight, compact case made of impact-resistant plastic accommodates most any module and provides complete protection while traveling.



CIRCLE 63 ON FREE INFORMATION CARD

The contoured inside foam cushioning forms around different shapes and sizes, keeping the module in place. This cushioning also allows the case to remain slim and compact, easily stored in a briefcase or on a cluttered desktop. Its sleek, extra-wide, recessed, double clasps eliminate the possibility of snagging or accidental opening.

The DoubleCLIC protective case for computer modules sells for under \$20.

POINTER PRODUCTS

231 Moorgate St.
Winnipeg, Manitoba
Canada R3J 2L3
866-776-1659
www.pointerproducts.com

Desoldering Handpiece

THE *SX-80 SODR-X-TRACTOR* HAND-piece offers several design features that reduce costs, increase productivity, and help protect the environment. At the heart of the system is a disposable cardboard solder and flux trap that not only reduces handpiece cleaning to a 15-second operation, but provides an environmentally friendly means of reclaiming the solder. Additionally, the SX-80 uses a modular plug-in heater, which decreases maintenance downtime. The handpiece also uses clog-resistant, long-lasting Endura Desoldering Tips.



CIRCLE 64 ON FREE INFORMATION CARD

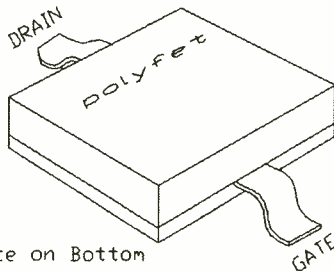
The SX-80 Sodr-X-Tractor lists for \$225.

PACE, INC.

9893 Brewers Court
Laurel, MD 20723-1990
888-535-7223 or 301-490-9860
www.paceusa.com

LDMOSFET Transistor

DESIGNED FOR BOTH NARROW- and wide-band data/voice communication, the *RF Power LDMOSFET Transistor* is not internally matched and will perform well down to DC. This 7.5-volt 6-watt surface-mount transistor exhibits 10 dB gain at 500 MHz. Data sheets, Spice models, and S-parameters are



Source on Bottom

CIRCLE 65 ON FREE INFORMATION CARD

available at the Web site below.

The RF Power LDMOSFET Transistor sells for \$23.78.

POLYFET RF DEVICES

1110 Avenida Acaso
Camarillo, CA 93012
805-484-4210
www.polyfet.com

Kelvin Probe Set

OFFERING TECHNICIANS A FAST and accurate means of measuring electrical resistance at levels below 1 ohm, the *Model 6303 Kelvin Probe Set* is meant for applications requiring milliohm accuracy. The probe's single-tip design makes it easier to use in dense circuitry than traditional Kelvin clips, with comparable accuracy. It's ideal for testing intricate surface-mount and small, hard-to-reach components, such as connectors, high-density IC devices, and printed circuit modules. The notched tip design prevents slipping or sliding off the test points.



CIRCLE 66 ON FREE INFORMATION CARD

The set is compatible with most popular four-wire test instruments. The probe uses four-wire measurement to minimize errors due to the resistance of the test leads. Consisting of one red and one black probe, with 48-inch coaxial leads, the 6303 features durable, gold-plated Beryllium copper probe tips, banana plugs, and an overmolding of Santoprene rubber for comfort, insulation protection, and wire-strain relief.

The Model 6303 Kelvin Probe Set sells for \$75.

POMONA ELECTRONICS

1500 E. Ninth St.
Pomona, CA 91766-3835
909-623-3463
www.pomonaelectronics.com




NEW LITERATURE

Digital Design for Interference Specifications, 2nd Edition

by David L. Terrell and R. Kenneth Keenan
Newnes, Butterworth-Heinemann
225 Wildwood Ave.
Woburn, MA 01801
800-366-2665 or 781-904-2500
www.bh.com

\$69.95

Targeted toward circuit designers and EMI professionals, this is a practical handbook for EMI suppression and prevention. The material directly applies to circuit designer's projects helping to save time and money on each design and is accompanied by numerous illustrations.




Providing concrete rules that can be applied immediately to the design of new digital products, the authors emphasize techniques of EMI source suppression at the printed circuit board level, and they consider shielding only as a last resort. Written in a how-to format, the book contains brief explanations of why or how design recommendations suppress emissions or reduce susceptibility.

Computer Architecture and Implementation

by Harvey G. Cragon
Cambridge University Press
40 W. 20th St.
New York, NY 10011-4211
800-872-7423
www.cup.org
\$44.95

This textbook provides a clear and concise introduction to computer architecture. Two themes are woven throughout the book: an overview of the major concepts and design philosophies of computer architecture and organization and the early introduction and use of analytic modeling of computer performance.




Beginning with the classic von Neumann architecture, the author then presents in detail a number of performance models and evaluation techniques. He goes on to cover user instruction set design, including RISC architecture. A feature of this book is its memory-centric approach—memory systems are discussed before processor implementations.

EMI Troubleshooting Techniques

by Michel Mardiguian
McGraw-Hill
2 Penn Plaza, 12th Floor
New York, NY 10121
800-2MCGRAW
www.books.mcgraw-hill.com
\$60

This book is an orderly, methodical approach to locating the cause of and correcting EMI/RFI breakdown. It gives readers hands-on, optimal solutions for designing, lab testing, or on-site troubleshooting for a wide range of electronic equipment.

Included in this reference guide are a solutions matrix that helps pinpoint the right fix quickly and a walk-through chart that simplifies the troubleshooting process. Practical alternatives to lab testing methods and solutions to most electronic envi-



ronments are explored and explained. There is also a discussion of EMI-reduction components categorized by indications, applications, and limitations.

The Book of Linux Music and Sound

by Dave Philips
No Starch Press
555 DeHaro St., Suite 250
San Francisco, CA 94107
800-420-7240 or 415-863-9900
www.nostarch.com
\$39.95

As a free operating system with tons of free software, Linux offers electronic musicians an affordable and stable way to manipulate electronic music. This book is an in-depth instruction manual on recording, storing, playing, and editing music and sound under Linux.


The author explains the basics of digital sound and gives a brief history of sound support under Linux. He describes



the broad range of sound and music applications available for Linux, which includes MIDI, Digital Audio, Music Notation, Games and Notations. A section for developers showcases the various tools available, and the CD-ROM includes over 100 applications, as well as a PD version of the book with live hyperlinks to hundreds of Internet resources.

The Essential Guide to Telecommunications, 2nd Edition

by Annabel Z. Dodd
Prentice Hall
One Lake St.
Upper Saddle River, NJ 07458
800-282-0693
www.prhptr.com
\$34.99




Completely revised, this telecom/Internet guide teaches readers everything they must know to understand the telecommunications industry. There is coverage of today's hottest technologies, including what convergence means and what to expect; revolutionary new IP networking applications; high-speed Internet-access alternatives; frame-relay, ATM, ISDN, wireless, and other business communications alternatives; and Dense Wavelength Division Multiplexing (DWDM).

Mac OS In a Nutshell

by Rita Lewis with Bill Fishman
O'Reilly and Associates, Inc.
101 Morris St.
Sebastopol, CA 95472
800-998-9938 or 707-829-0515
www.oreilly.com
\$24.95

This book covers almost every command, Internet configuration/access of the Mac OS. There is information on

navigating the basic Mac interface, customizing and tuning your system, and creating themes. Using the Mac as a graphics or desktop publishing tool and connecting the Mac to the Internet or to other Macs is also covered.




Third-party tools to help manage and maintain the system and the new features of Version 9 of the Mac OS are also discussed. In addition, it also provides clever ways to do familiar and not-so-familiar tasks, giving practical (and sometimes little known) details for everyday use.

Dynamic Electromagnetics

by Paul Diament
Prentice Hall
One Lake St.
Upper Saddle River, NJ 07458
800-282-0693
www.prenhall.com
\$100

Designed for an introductory first course in electromagnetics, this textbook stresses time variation, using math at the level of elementary integrated calculus—instead of statics. The focus is on wave propagation, with transmission



lines—both transient and steady state—treated in detail.

Topics covered include Gauss's Law and Ampere's Law; EMF, field dynamics, and Maxwell's Equation; steady-state wave transmission and plane waves; Poynting theorems and lossy transmission lines; and waveguiding and radiating structures. There are chapter summaries and problem sets and answers.

Digital Audio Processing

by Doug Colter
R&D Books
CMP Media Inc.
6600 Silacci Way
Gilroy, CA 95020
800-500-6875
www.rdbooks.com
\$54.95

This book is meant for programmers involved in digital signal processing (DSP) for telephony, audio, video, and user-interface development. It covers techniques for producing normal effects and special effects, noise reduction, and signal generation. Both theory and practice are used to explain the principles of DSP and the basic mechanisms of human sound perception.



Readers are led through the creation of a practical DSP product—a waveform editor for the desktop. Complete source code is provided on the included CD-ROM for many C++ software tools, for the waveform editor, for Windows 32-bit sound programming, for DSP and user-interface advancements for the WinTel platform, and for optimized assembly functions for DSP. **P**

FREE CONSUMER
INFORMATION CATALOG.
Call toll-free 1-888-8 PUEBLO

RETAILERS THAT SELL OUR MAGAZINE EVERY MONTH

Arizona

Elliott Elec. Supply
1251 S. Tyndell Ave.
Tucson, AZ 85713

California

All Electronics
14928 Oxnard Street
Van Nuys, CA 91411

California Electronics
221 N. Johnson Ave.
El Cajon, CA 90202

Electronics Plus, Inc.
823 4th St.
San Rafael, CA 94901

Electronics Warehouse
2691 Main Street
Riverside, CA 92501

Ford Electronics
8431 Commonwealth Ave
Buena Park, CA 90621

HSC Electronics
6819 S. Redwood Drive
Cotati, CA 94931

HSC Electronics
4837 Amber Lane
Sacramento, CA 95841

Halted Specialties Co.
3500 Ryder Street
Santa Clara, CA 95051

Inland Electronic Suppliers
1012 N. Carpenter Rd.
Modesto, CA 95351

Kandarian Electronics
1101 19th Street
Bakersfield, CA 93301

Mar Vac Electronics
2001 Harbor Blvd.
Costa Mesa, CA 92627

Mar Vac Electronics
1759 E. Colorado Blvd.
Pasadena, CA 91106

Mar Vac Electronics
4747 Holt Blvd.
Montclair, CA 91763

Mar Vac Electronics
5184 Hollister Blvd.
Santa Barbara, CA 93111

Mar Vac Electronics
2537 Del Paso Blvd.
Sacramento, CA 95815

Mar Vac Electronics
2000 Outlet Center Dr. #150
Oxnard, CA 93030

Mar Vac Electronics
12453 Washington Blvd.
Los Angeles, CA 90066

Metro Electronics
1831 J Street
Sacramento, CA 95814

Orvac Electronics
1645 E Orangethorpe Ave.
Fullerton, CA 92631

Sav-On Electronics
13225 Harbor Blvd.
Garden Grove, CA 92643

Whitcomm Electronics
105 W. Dakota 106
Clovis, CA 93612

Colorado

Centennial Elec. Inc.
2324 E. Bijon
Colorado Springs, CO
80909

Connecticut

Cables & Connectors
2198 Berlin Turnpike
Newington, CT 06111

Illinois

BB&W Inc.
2137 S. Euclid Ave.
Berwyn, IL 60402

Tri State Elex
200 W. Northwest Hwy.
Mt. Prospect, IL 60056

Indiana

King of the Road Elec.
409 E. Center Rd.
Kokomo, IN 46902

Maryland

Mark Elec. Supply Inc.
11215 Old Baltimore Pike
Beltsville, MD 20705

Massachusetts

Electronic Hook-Up
104 Main St.
Milford, MA 01757

"You-Do-It" Electronics
40 Franklin Street
Neeham, MA 02494

Michigan

Norwest Electronics
33760 Plymouth Rd.
Livonia, MI 48150

Purchase Radio Supply
327 East Hoover Avenue
Ann Arbor, MI 48104

The Elec. Connection
37387 Ford Road
Westland, MI 48185

Minnesota

Acme Electronics
224 Washington Avenue N.
Minneapolis, MN 55401

Missouri

Gateway Electronics
8123-25 Page Blvd.
St. Louis, MO 63130

New Jersey

Lashen Electronics Inc.
21 Broadway
Denville, NJ 07834

New York

LNL Distributing Corp.
235 Robbins Lane
Syosset, NY 11791

T&M Elec. Supply, Inc.
472 East Main Street
Patchogue, NY 11772

Unicorn Electronics
Valley Plaza
Johnson City, NY 13790

Ohio

Parts Express
725 Pleasant Valley Drive
Springboro, OH 45066

Oregon

Norvac Electronics
7940 SW Nimbus Avenue
Beaverton, OR 97005

Texas

Computers Electronics Etc.
110 E. Medical Center Blvd.
Webster, TX 77598

Electronic Parts Outlet
3753 B Fondren
Houston, TX 77063

Tanner Electronics
1301 W Beltline
Carrollton, TX 75006

Washington

Supertronix Inc.
16550 W. Valley Hwy.
Tukwila, WA 98188

*Barnes & Noble • B. Dalton • Crown Books • Tower Books • Super Stand
Borders Book Store • On Cue • Hastings • Media Play • Walden Book Store
Just About Every Major Book Store!*

If you'd like to sell our magazine in your store, please circle 180 on free information card or Contact Gina Giuliano at (631) 592-6720 ext 215

NET WATCH

(continued from page 6)

ence material. Both the veteran technician and the curious novice can benefit from the use of the information superhighway. Forums for discussion and support are available on the

mentioned sites as well as many other locals on the Web. The exchange of ideas via electronic media has led to the creation of a virtual environment where electronic enthusiasts can work together on research and ideas. A person can join in on forum-sponsored chats or post

questions for the scrutiny of skilled technicians. Forums are slowly taking the form of guilds in many areas of electronics and other disciplines, providing a nurturing atmosphere for the proliferation of new ideas. The opportunity for learning, sharing, and collaborating is greater than ever before. **P**

VIRTUAL-RETINAL DISPLAY

(continued from page 32)

also potential uses in manufacturing, maintenance, and construction, as well as for inventory professionals, for such tasks as viewing blueprints, instructions, and diagnostic information. It could also be used with wireless-communication systems such as "personal-data communicators" for viewing e-mail, Web pages, faxes, and

FOR MORE INFORMATION

Microvision Inc.
P.O. Box 3008
19910 N. Creek Pkwy.
Bothell, WA 98011-3008
425-415-MVIS
www.mvis.com

other graphical documents. Imagine having a wireless e-mail device, like the one depicted in Fig. 5, that slips in your pocket, but has the viewing

capacity of a wall-mounted display. What's more, whatever you're viewing can't be seen by anyone else—especially the person sitting next to you on the airplane casually eyeing your laptop's display. The technology could also be used in video- and PC-based games with incredible virtual reality in three-dimensions.

Perhaps a practical, wearable PC is closer and more affordable than you think. **P**

RF FIELD STRENGTH METER

(continued from page 40)

CB radio to check if the meter is operating. A garage-door opener or RF-based remote controller can also be used.

Note that the first segment or two of the LED display may light with no input if R7 is advanced to full gain. This is not significant. Rotate R7 to just barely extinguish the display in that case. In a dimly lit room, a faint glow may be seen from some segments that normally should be "off." This is normal and should be ignored.

Final Assembly. The RF Field-Strength Meter should be housed in a plastic or metal case. Use a full-size layout of the PC board to locate the holes for the display, the switches, and R7. A BNC jack can be mounted on top of the meter to use as an antenna connection. A two-foot collapsible whip antenna is recommended, and this should be fitted with a BNC connector to mate with J1. Packaging is not critical, and you can do this to suit your own preferences. The general arrangement of the author's prototype can be seen in Fig. 6.

WEB SITES DEALING WITH RF EXPOSURE HAZARDS

The following list is current as of the date of writing of this article (September 2000). As Web sites are frequently updated and changed, you may have to use your favorite search engine to locate this material if the addresses are no longer current. This is not a complete list of sites, and the listed Web sites often provide links to other related sites.

Electromagnetics Forum
www.tassie.net.au/emfacts/

Institute of Electrical and Electronic Engineers (IEEE)
www.ieee.com

Medical College of Wisconsin
www.mcw.edu/gcrc/cop/cell-phone-health-FAQ/toc.html

Microwave News
www.microwavenews.com

National Council on Radiation Protection and Measurements
www.ncrp.com

RF Safety Program, Federal Communications Commission
www.fcc.gov/oet/rfsafety/

Safe Technologies Corporation
www.safelevel.com

University of Michigan
www.sph.umich.edu/group/eih/UMSCH/PS/index.html

World Health Organization (WHO)
www.who.ch/programmes/peh/emf_home.htm

used to connect the VHF/UHF pre-amp directly to J1. See Fig. 7. You must fabricate L1. Wrap four turns of 22-gauge bare wire around a suitable form to create a 1/4-inch-diameter coil. Leave sufficient wire at each end of the coil for connection to the unit. Again, Fig. 7 shows how to connect L1. If a plastic case is used, this wire will form an adequate 400- to 3000-MHz UHF-pickup antenna. A metal case will shield this, so an external antenna will be needed at J1 for UHF work.

For power, 6- to 9-volt battery supplies are required. You can use AA,

AAA, or 9-volt alkaline types with suitable holders. The battery holders can be mounted in the rear half of the case; the circuit board goes in the front half. Connect the batteries to the circuit board using Fig. 4 as a guide.

If you prefer, a plastic filter can be used over the LED display. Use a matching color for whatever LEDs you have used for best visibility. We did not use a filter as we found that none was necessary.

With the case closed, the RF Field-Strength Meter is ready to sniff out all that ails you. **P**

Poptronics®

SHOPPER[®]

CABLE BOXES


- WE'LL BEAT ANY PRICE!
 - 1 YR WARRANTY
 - FREE CATALOG
 - 30 DAY MONEY BACK GUARANTEE
- WWW.CATVBOXES.COM

1-800-765-4912

MOUSER[®]
ELECTRONICS

A  COMPANY

Electronic components online



800-346-6873
sales@mouser.com

www.mouser.com

CIRCLE 205 ON FREE INFORMATION CARD



One tree can make
3,000,000 matches.



One match can burn
3,000,000 trees.

Home Automation



World's Largest Source for Home Automation!

- Voice Control
 - Gadgets & Motorized Devices
 - Home Theater
 - Phones & Intercoms
 - X10 & Lighting Control
 - Home Security & Surveillance
 - Home Networking & Structured Wiring
- and Much More...

800-SMART-HOME
www.smarthome.com

Free 144 pg. Color Catalog!

Dealers/Resellers ask about our
SmartHome PRO Dealer Program 800-949-6255

TUBES, BOOKS, TRANSFORMERS,
CAPACITORS, PARTS
and MUCH MORE!



CALL "480-820-5411" TODAY FOR
OUR FREE 80 PAGE CATALOG
FAX 480-820-4643 or 800-706-6789

www.tubesandmore.com


Do You Repair Electronics?

- Repair Databases for TV, VCR, Monitor, UL Audio, FCC, and more.
- Over 76,000 records
- Private user forums
- Live on-line chat rooms

RepairWorld.com

Electronics Corp. 1 Metal St., Fairborn, OH 45324 (937) 378-9878

Build Your Own Intelligent Robot, We Make It Easy!




Lynxmotion, Inc.
PO Box 818
Pekin, IL 61555-0818
www.lynxmotion.com



Visit our website or ask for our free catalog!

Tel: 309-382-1816
Fax: 309-382-1254
sales@lynxmotion.com
tech@lynxmotion.com

The Best In Electronics Anywhere In The Galaxy!



HTTP://WWW.FORT777.COM

Complete Intruder Alarm System with PIR

- ◆ PIR motion sensor protects your home or office.
- ◆ Magnetic contacts for doors/windows.
- ◆ 100dB siren.
- ◆ Many features.



WHOLE SET
ONLY \$24.95

Crimp Set with Crimp Tool

- ◆ Fifty insulated crimp terminals and crimp tool in one handy set.

ONLY \$4.99



- ◆ Many types of crimp terminals available from 19¢ per pk of 10.
- ◆ Disconnects available in 0.25 in., 0.187 in., and 0.11 in. sizes.

- ◆ Check out the whole range and all the great low prices at Fort777.com

Huge Range of Electronic Components

Visit our website and check out our huge range of high quality, fully specified electronic components at very low prices:

- ◆ Resistors from 9¢ per pack of 10.
- ◆ Ceramic Capacitors from 15¢ per pack of 5.
- ◆ Electrolytic Capacitors from 4¢ each.
- ◆ Fuses from 99¢ per pack of 10.
- ◆ Relays e.g. 12V coil, 10A at 125VAC \$1.25.
- ◆ Potentiometers just 59¢ each.

Digital Multimeter

Measures volts, current, resistance, and includes transistor diode and continuity testers. Better than 1% basic accuracy. Great value for money.

Only \$14.95



Audio Cords RCA-type

Hi-fi audio cords in many styles and lengths. Fully shielded. Gold types available.

From Only 79¢ for 3 ft.




TV Antenna Cords

- ◆ Gold-plated F plugs.
- ◆ Screw-on or push-on types

3 ft. only \$1.49
6 ft. only \$1.75

12 ft. only \$2.29



Cutters & Pliers Set for Electronics



- ◆ Set of 5 cutters and pliers for use with electronic components.
- ◆ PCB assembly. All you need.
- ◆ Complete set. Only \$9.95


All Kinds of Switches

- ◆ Toggle switches from 79¢
- ◆ Slide switch DPDT only 25¢
- ◆ Rotary switches only 99¢
 - ◆ Tact switches only 9¢
 - ◆ Push switches only 29¢
- ◆ Keyswitch1A SPST only \$1.25
- ◆ Micro switches from 49¢

CHECK OUT THE WHOLE RANGE AT GREAT PRICES AT FORT777.COM

Dynamo and Solar Rechargeable Radio

- ◆ Includes flashlight.
- ◆ Siren.



- ◆ Built-in Ni-cad rechargeable batteries.
 - ◆ AM/FM radio with high sensitivity.
- ONLY \$29.95

Listen to Distant Conversations

Personal sound amplifier has powerful microphone and twin earpiece for comfortable, discreet listening.

ONLY \$9.95

- ◆ This device is not suitable for persons with hearing difficulties.



LEDs Huge Range Low Prices

- ◆ T1 or T1¼ Red or Green only 9¢ each.
- ◆ T1 or T1¼ Orange or Yellow only 11¢ each.
- ◆ T1 or T1¼ High Brightness Red only 11¢ each.
- ◆ T1 or T1¼ Super Bright Red only 13¢ each.
- ◆ T1 or T1¼ Blue only \$1.25 each.
- ◆ T1 or T1¼ White only \$2.99 each.
- ◆ T1 or T1¼ Red/Green Bi-color only 19¢ each.
- ◆ Flashing LEDs from only 59¢ each.
- ◆ Low current LEDs from only 13¢ each.
- ◆ 5V or 12V LEDs from only 25¢ each.
- ◆ T2½ LEDs from only 19¢ each.
- ◆ T3¼ LEDs from only 19¢ each.

Huge Range of Connectors at Great Prices.

Items shown here and on the website <http://www.fort777.com> are only available from the website

No minimum order quantity. Prices are valid for one piece/pack. Freight charged extra. *The address below is for returns and servicing.

FORT777.COM NORTH AMERICAN SERVICE AGENTS, FRONTIER ENGINEERING,
628 S. SUNSET ST., LONGMONT, CO 80501 * email: sales@fort777.com

AVEN

Delivering Performance With Value

e-mail: info@aventools.com · website: www.aventools.com

MICROSCOPES

System 703
Stereo Inspection Microscope
Part #26.703

Price \$270.00

- Adjustable interpupillary distance between 2.5" (55mm) and 3/4" (75mm)
- Slide mount objectives for rapid magnification change
- Provides a long working distance of 6" at 10x magnification
- Built-in illuminator with articulating arm allows infinite positioning
- Weighted stand with 9" arm is fully adjustable
- Magnification 5x, 10x, and 20x
- 5 year limited warranty



System 707
Deluxe Stereo Microscope
Part #26.707

Price \$266.00

- Selectable 20x or 40x magnification
- Bottom transmitted and overhead illuminators
- Rotary turret mounted with posture click stop for easy power change
- Precision rack and pinion focus
- 45 degree inclined eye tubes
- Working distance 3.15" at 20x
- Incandescent (12v/10w) and Halogen (12v/10w) lights




CABLETESTERS

Multi-Network Cable Tester
Part #25.102

Price \$94.50

- Quickly tests by auto scanning
- Suitable for thin ethernet (BNC) /10 Base T, (UTP/STP) /356A /TIA 568A /TIA-568B /token ring
- Use attached remot terminator to test cable before or after the cables are installed. Also allows you to test the ground of shielded twisted pair cable.



Multi-Modular Cable Tester
Part #25.022

Price \$76.82

- Quickly test by auto scanning modular cables USOC4/USOC6/USOC8 terminating with RJ45, RJ12 and RJ11 modular plug
- Comes with remote terminator, allows you to test installed cables.



TOOLKITS




22 PC Aven Personal Computer Tool Kit
Part #15.014

Price \$75.00



22 PC Aven Basic Electronic Tool Kit
Part #15.019

Price \$59.60



73 PC Aven Master Electronic Tool Kit
Part #15.018

Price \$234.69
Includes super drill set
Aluminum Case



47 PC Aven Premier Compact Technicians Kit
Part #15.004

Price \$132.83




88 PC Premier Field Service Kit
Part #15.006

Price \$244.90
Comprehensive assortment of tools for servicing electronics
Double-sided case



Professional Multimeter
Part #25.015

Price \$35.75



20 PC Precision Screwdriver Set With Interchangeable Blades
Part #13.714

Price \$16.64
This useful set contains 19 assorted Slotted/Phillip/Star/Hex/Ball point/Blades. Special quick release designed, make blade changes quick and easy



Digital Soldering Station
Part #17.510

Price \$132.65
Ceramic heater unit for quick start
Temperature adjustment: 160-480 celcius
Six different tip sizes available as options
Perfect for most soldering applications including SMD
ESD Safe



Perfectly Balanced Fluorescent Lighting With A Precision 3 Diopter Magnifier Lens
Part #26.501

Price \$77.90
45 inch extension arm
The shade with handle lets you bring the light where you want
3 diopter lens included
Supplied with 22 watt cyclone tube
Color: Ivory
All metal construction

For your nearest distributor call: #1-800-624-8170
Fax: #1-734-973-0097 · e-mail: info@aventools.com



Visa/MasterCard Accepted

CIRCLE 295 ON FREE INFORMATION CARD

2539 W. 237th Street, Bldg. F, Torrance, CA 90505
 Order desk only: USA: (800) 872-8878 CA: (800) 223-9977
 LA. & Technical info: (310) 784-5488 Fax: (310) 784-7590
 www.digisys.net/timeline • email: mrao@earthlink.net

TIMELINE INC.

Over 15 years and 32,000 customers and still growing

Minimum Order: \$20.00 Minimum shipping and handling charge \$5.00. We accept cashiers checks, MC or VISA. No personal checks or COD's. CA residents add 8.25% sales tax. We are not responsible for typographical errors. All merchandise subject to prior sale. Phone orders welcome. Foreign orders require special handling. Prices subject to change without notice. 20% restocking fee for returned orders.

LIQUID CRYSTAL DISPLAYS

240x64 dot LCD with built-in controller.

AND 4021ST-EO. Unit is EL back-lit. \$49.⁰⁰ or 2 for \$89.⁰⁰ or OPTREX DMF5005 (non back-lit) \$39.⁰⁰ or 2 for \$69.⁰⁰
 20 character x 8 line 7.94" x 2.91" *The built-in controller allows you to do text and graphics.*

240x128 LCD with built-in controller. \$49.⁰⁰

256x128 LCD with built-in controller. \$49.⁰⁰

Alphanumeric—parallel interface

| | | |
|-----------------------------|-----------------------------|------------------|
| 16x1.....\$5.00 | 20x2.....\$7.00 | 32x2.....\$6.00 |
| 16x1 (fg. char).....\$8.00 | 20x4.....\$8.00 | 40x1.....\$6.00 |
| 16x2.....\$6.00 | 20x4 (fg. char).....\$10.00 | 40x2.....\$8.00 |
| 16x2 (fg. char).....\$10.00 | 24x2.....\$7.00 | 40x4.....\$15.00 |
| 16x4.....\$8.00 | 32x4.....\$8.00 | 4x2.....\$4.00 |

5V power required • Built-in C-MOS LCD driver & controller • Easy "microprocessor" interface • 96 ASCII character generator • Certain models are backlit, call for more info.

Graphics and alphanumeric—serial interface

| size | Mfr. | price | size | Mfr. | price |
|-------------------|-----------|---------|-------------------|--------|---------|
| 640x480 (backlit) | Epson | \$15.00 | 320x240 | Epson | \$20.00 |
| 640x400 (backlit) | Panasonic | \$10.00 | 256x128 | Epson | \$15.00 |
| 640x200 | Toshiba | \$10.00 | 240x128 (backlit) | Optrex | \$20.00 |
| 480x128 (backlit) | ALPS | \$ 8.00 | 240x64 | Epson | \$15.00 |
| 480x128 | Hitachi | \$ 6.00 | 160x128 | Optrex | \$15.00 |

6" VGA LCD 640X480, Sanyo LMDK55-22 \$15.⁰⁰

9.4 inch color active matrix LCD. Toshiba LTM09C011 \$49.⁰⁰

9.4 inch monochrome displays. Sharp LM64P70 or LM64P723 \$29.⁰⁰

MONITORS

Non-Enclosed TTL

Comes with pinout. 12V at 1.4 Amp input • Horizontal frequency 15KHz. • Ability to do 40 and 80 column.

5 inch Amber \$19.00 • 7 inch Amber \$19.00
 9 inch Amber or Green \$19.00

5" COLOR MONITOR \$29.⁰⁰

• Flat Faceplate • 320 x 200 Dot Resolution • CGA & Hercules Compatible
 • 12 VDC Operation • 15.75 KHz Horiz. Freq. • 60 Hz Vert. Sync. Freq.
 • Open Frame Construction • Standard Interface Connector • Degaussing Coil included • Mfr. Samtron



HACKER CORNER

Rockwell "Jupiter" GPS Receiver \$69.⁰⁰

Miniature (2.75" x 1.5" x .25") 12 channel receiver engine. Supports NMEA 0183 and binary protocols. Supports DGPS input in both protocols. Compatible with active and passive antennas. "Keep-Alive" reduced power capability. Standard 2mm 2x10 interface connector. Complete manual and interface documentation available. Compatible with most laptop software using NMEA interface. Suitable for wide range of GPS applications including: Handheld GPS, Automotive / Marine / Aviation Applications. Amateur APRS and Packet.

EMBEDDED 486 COMPUTER \$79.⁰⁰ 2 for \$149.⁰⁰

Complete enhanced Intel 486SX-33 based computer in ultra small (9-7/8" x 6-5/8" x 3-1/8") case. Ideal for embedded operations or as a second computer. Features include: • One 16 bit ISA slot • 3 serial ports plus dedicated printer port • Parallel optical coupled adapter port • Built in IBM PC/AT keyboard port • On board VGA video and port • Uses standard SIMM up to 32 MB • BIOS is PC/AT compatible

Unit has a backup Ni-Cd battery system in case of power failure (5 min. backup time) and lockable front cover to prevent floppy drive access. Mounting / interface provisions for standard 3.5" laptop floppy and 2.5 inch hard drives. Comes with very comprehensive manual.

CELL SITE TRANSCIVER \$29.⁰⁰ 2 for \$49.⁰⁰

These transceivers were designed for operation in an AMPS (Advanced Mobile Phone Service) cell site. The 20 MHz bandwidth of the transceiver allows it to operate on all 666 channels allocated. The transmit channels are 870.030-889.980 MHz with the receive channels 45 Hz below those frequencies. A digital synthesizer is utilized to generate the selected frequency. Each unit contains two independent receivers to demodulate voice and data with a Receive Signal Strength Indicator (RSSI) circuit to select the one with the best signal strength. The transmitter provides a 1.5 watt modulated signal to drive an external power amplifier. Channel selection is accomplished with a 10 bit binary input via a connector on the back panel. Other interface requirements for operation are 26 VDC (unregulated) and an 18.990 MHz reference frequency for the digital synthesizer. The units contain independent boards for receivers, exciter, synthesizer, tunable front end, and interface assembly (which includes power supplies and voltage-controlled oscillator). Service manual, schematics and circuit descriptions included.

Portable Micro Terminal \$99.⁰⁰ or 2 for \$149.⁰⁰

• Flip up LCD display (9-16 VDC) • Can communicate with any computer having RS 232 port • Can communicate with another Microterminal • Use by itself as electronic notebook
 • Onboard microprocessor, data RAM (32K) and Video RAM (64K) • Complex built in diagnostics and set up capabilities • Original intention for POS applications • Display size 40 x 16 (256 x 128 pixels) • Dimensions: 6.3" W, 11" L, 2" H. (With LCD up height is 7.1")

POS & BAR CODE

MAGNETIC CARD READER \$15.⁰⁰

Includes: • 20 character dot matrix display with full alpha-numeric capability • Keypal with full alpha-numeric entry • separate 7.5 VDC/0.5 Amp power supply • standard telephone interface extension card • Lithium battery and flat-core speaker.

HP bar code wand (HBCS 2300) \$19.00

CIRCLE 242 ON FREE INFORMATION CARD

Poptronics SHOPPER

DATA ACQUISITION & CONTROL

AFFORDABLE PLUG-IN BOARDS FOR PC's ISA BUS

ANA100 Analog I/O \$ 99



• 8 Channel 8-Bit
 0 to 5 Volt Input
 • 14 TTL I/O lines
 • Analog Output
 • 400KHz Sampling

DIG100 Digital I/O \$ 39



• 82C55 PPI
 • 24 or 48 TTL I/O Lines option
 • Selectable Base Address

ANA150 Analog/Counter... \$ 89



• 8 Channel 8-Bit
 0 to 5 Volt input
 • 3 16-Bit Counters
 • 400KHz Sampling

DIG200 Counter I/O \$ 79



• 3 16-Bit Counters
 • 8 TTL Input lines
 • 8 TTL Output lines
 • Selectable Clock Frequency Input

ANA200 Analog I/O \$ 79



• 1 Channel 12-Bit
 0 to 5 Volt Input
 optional bi-polar
 • 100KHz / 300KHz Sampling rate
 • 24 TTL I/O lines

ANA201 Analog \$ 119



• 8 Channel 12-Bit
 • x1, x5, x10, x50 Programmable Channel gain
 • 100KHz Sampling rate

On-Line Product Catalog at Our Web Site

<http://www.Bsof.com>

E-Mail: Sales@Bsof.com

BSOFT Software, Inc.

444 COLTON ROAD * COLUMBUS, OH 43207
 PHONE 614-491-0832 * FAX 614-497-9971

Poptronics, January 2001

70


Learn to Hack!



The Happy Hacker is nothing less than a step-by-step, easy to follow course on computer hacking. In it you'll learn all the ins and outs of hacking like the pros. You'll also learn how to hack safely, without getting busted or fired. This brand new 3rd edition has it all! Everything from breaking in to computers to hacking web sites, forging email - you name it!

432 PAGE PAPERBACK, \$34.95 SHIPPING \$3

The Hacker's Companion CD-ROM is chock full of hacking software and information. It includes everything from phones, cellular and satellite hacking to password crackers, war dialers, sniffers and exploit programs. Even a video of dutch hackers breaking into a classified US military computer. An excellent companion to the Happy Hacker, includes many of the programs discussed there. Brand new for the year 2000!



PC CD-ROM, \$29.95, SHIPPING \$3


Or call or write for FREE CATALOG of hard-to-get information about computer viruses, computer hacking, security and cryptography!! Check our web site www.ameaglepubs.com for lots more about these books and CD's!

American Eagle Publications, Inc.
 P. O. Box 1507, Dept E.
 Show Low, AZ 85902
 (800)719-4957

CIRCLE 315 ON FREE INFORMATION CARD

CONTROL
RELAYS • LIGHTS • MOTORS
MEASURE
TEMPERATURE • PRESSURE • LIGHT LEVELS • HUMIDITY
INPUT
SWITCH POSITIONS • THERMOSTATS • LIQUID LEVELS

MODEL 30 \$79



- PLUGS INTO PC BUS
- 24 LINES DIGITAL I/O
- 8 CHANNEL
- 8 BIT A/D 1/2
- 12 BIT COUNTER
- UP TO 14K S/P/SEC

MODEL 45 \$189



- RS-232 INTERFACE
- 8 DIGITAL I/O
- 8 ANALOG INPUTS
- 2 ANALOG OUTPUTS
- 2 COUNTERS-24 BIT

MODEL 100 \$279



- 12 BIT 103 KHZ A/D
- 4 ANALOG OUTPUTS
- 3 TIMER COUNTERS
- 24 DIGITAL I/O

MODEL 150-02 \$179



- RS-232 INTERFACE
- TRMS, 20 AMPS
- 12 BIT A/D
- OPTO-ISOLATED
- COMPLETE DMM

MODEL 40 \$109



- RS-232 INTERFACE
- 28 LINES DIGITAL I/O
- 8 ANALOG INPUTS
- PWM OUTPUT

MODEL 70 \$239



- RS-232 INTERFACE
- 18 BIT A/D
- 5.5 DIGIT
- UP TO 60 SMP/SEC

Prairie Digital, Inc.

PHONE 608-643-8599 • FAX 608-643-6754

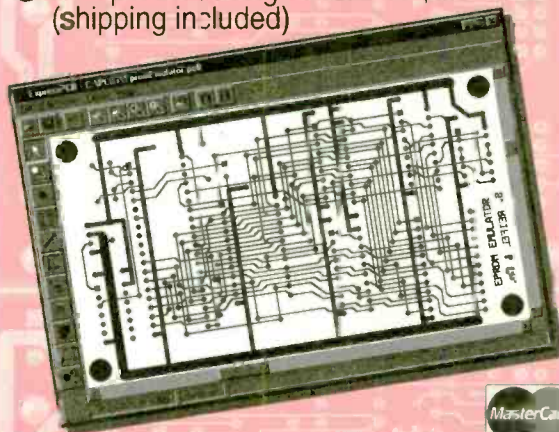
820 SEVENTEENTH STREET - PRAIRIE DU SAC, WISCONSIN 53578

CIRCLE 219 ON FREE INFORMATION CARD

\$59 PCBs

And our layout software is **FREE**

- 1 Download our board layout software
- 2 Design a 2-sided circuit board 2.5" x 3.8"
- 3 Send us your layout over the Internet
- 4 We ship you 3 excellent quality boards with plated-through holes for \$59 (shipping included)



www.expresspcb.com



**suburban
ELECTRONICS**

- Large Selection of Batteries
Replacement Batteries for
Camcorders, Cell Phones, Laptops, etc.
- Semi-Conductors, Transistors
& Integrated Circuits
- Soldering Equipment
Soldering & Desoldering
Stations
- Satellite Antenna Accessories
Splitters, Diplexers & Amplifiers
- Electronic Tools, Tool Kits
& Tool Cases
- Test Equipment
Oscilloscopes,
Power Supplies &
Power Inverters

To get a free catalog,
visit us on the web at
www.suburban-elect.com
or call us at
1-800-341-5353

Temperature
Controlled
Soldering Station
SEW-351 \$69.95



OSCILLOSCOPE BLOW OUT

- B&K #2190A 100 MHz \$899.00
- B&K #2160A 60 MHz \$599.00
- Goldstar #OS9020P 20 MHz \$299.00

TEST EQUIPMENT

- B&K #5390 True RMS Hand-held Digital Multi-meter \$149.00
- SRV-5 5-Amp Isolated Variable Transformer 0-130V \$99.95

Pro's Electronic
Tool Kit
Includes
Tools & Case
SEW-900 \$189.95



Dalbani®


Order Online www.dalbani.com

Code
\$295

The Ultimate Saving Source

Serving The Industry Since 1982

- Tools
- Security
- Satellite
- Computer
- Consumer Product
- Repair Parts
- Audio Video
- Test Equipment
- Semiconductors



CALL TOLL FREE

1-800-325-2264

In Canada Call 1-800-667-4362


SPECIAL SHIPPING RATE

3⁹⁵ shipping and \$2.25 handling
Up to 5 lbs anywhere in the U.S.A.
Excluding Alaska, Hawaii & Puerto Rico



2ND DAY AIR

\$20.00
Minimum Order
not including shipping & handling



DVD Movies
DVD Music

Computers

Home
Theater

BigBang
electronics

Auctions

THE SIGN OF INTELLIGENT LIFE IN THE UNIVERSE ...

Big Bang offers top-quality name-brand electronic equipment and home theater components for lower prices than anywhere else in the galaxy. Make contact today.

CALL FOR A FREE CATALOG

Toll Free 1-888-314-2620

or www.bigbangelectronics.com



TACTILE SOUND

DON'T JUST WATCH THE MOVIE - FEEL THE MOVIE.

Tactile Sound is sound you feel. It's the exhilarating rumble of F-16 afterburners, the gentle pluck of a guitar...it's every action and special effect built in to the movie's soundtrack. Now you can experience your favorite movies with your entire body.



Pioneer • Denon • MB Quart • Philips • Pioneer • Denon • MB Quart • Philips




Rewritable CD Rom

Pronto Intelligent/Universal Remote controls unlimited number of components



PC Camera

MP3 Player records up to 80 hours of music

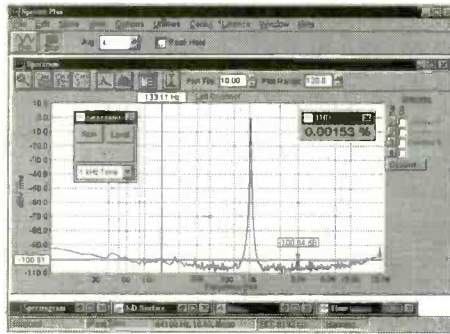


HandsFree Cell Phone Holder/Charger

Turn Your Multimedia PC into a Powerful Real-Time Audio Spectrum Analyzer

Features

- 20 kHz real-time bandwidth
- Fast 32 bit executable
- Dual channel analysis
- High Resolution FFT
- Octave Analysis
- THD, THD+N, SNR measurements
- Signal Generation
- Triggering, Decimation
- Transfer Functions, Coherence
- Time Series, Spectrum Phase, and 3-D Surface plots
- Real-Time Recording and Post-Processing modes



Applications

- Distortion Analysis
- Frequency Response Testing
- Vibration Measurements
- Acoustic Research

System Requirements

- 486 CPU or greater
- 8 MB RAM minimum
- Win. 95, NT, or Win. 3.1 + Win.32s
- Mouse and Math coprocessor
- 16 bit sound card

Priced from \$299

(U.S. sales only – not for export/resale)

DOWNLOAD FREE 30 DAY TRIAL!

www.spectraplus.com

PHS Pioneer Hill Software
24460 Mason Rd.
Poulsbo, WA 98370
a subsidiary of Sound Technology, Inc.



Spectra Plus
FFT Spectral Analysis System

Sales: (360) 697-3472

Fax: (360) 697-7717

e-mail: pioneer@telebyte.com

Call Today And **SAVE!** **Unbeatable PRICES!**

CABLE TV

**DESCRAMBLERS
CONVERTERS · FILTERS
VIDEO STABILIZERS**

FREE ➤ 30 Day Trial
FREE ➤ Product Catalog
FREE ➤ 1 Year Warranty

100% MONEY BACK GUARANTEE



Let us point you in the right direction ...

Arrow Technologies
Omaha, Nebraska

**TOLL FREE
888-554-ARROW**

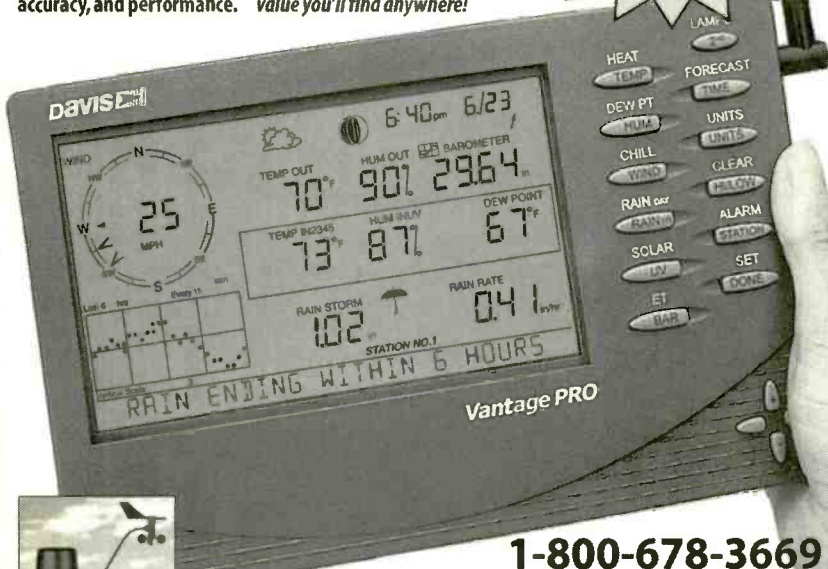
888-554-2776

THE BEST HOME WEATHER STATION EVER MADE.

Davis unleashes its Vantage Pro wireless weather station! Revolutionary thinking, with professional quality, accuracy, and performance.

Forecasts 30 different weather conditions, shows over 80 graphs, and sounds up to 70 weather alarms. All in a display that's easy to read and use. It's the best value you'll find anywhere!

BRAND NEW!
\$595⁰⁰



1-800-678-3669

CALL TODAY FOR YOUR FREE CATALOG!

Davis Instruments

www.davisnet.com
3465 Diablo Ave., Hayward, CA 94545

MECI 340 East First Street
Dayton, Ohio 45402
Your Electronics Value Company

Tons of Electronics

Get your FREE catalog today and discover some of the best deals in electronics. We have thousands of items ranging from unique hard-to-find parts to standard production components. Call, write or fax today to start your subscription to one of the most unique catalogs in the industry, filled with super values on surplus electronic and hobbyist type items.



FREE CATALOG!

Checkout our 10,000 item on-line catalog <http://www.meci.com>

Order Toll Free Why pay more?
Call today!
1-800-344-4465 Fax Order Line
1-800-344-6324

CIRCLE 323 ON FREE INFORMATION CARD



Basic PC Learning Course

This self-study course will allow you to:

- * Understand Basic PC Principles
- * Diagnose PCs and Repair PCs
- * Build PCs from Scratch

Each Course Contains:

- * A Self-Study Course Manual
- * Basic PC Assembly & Configuration Video
- * MicroScope Diagnostic Software Video
- * MicroScope Diagnostic Software - Limited Edition (25 uses)

ONLY
\$239.95

Everything you need in one box!

This is the simplest, easiest and most complete course on how to understand, assemble and diagnose PCs available today. It contains all the text, videos and diagnostic software you will need to succeed! Product number 01-920.

Call (800) 321-2155 to order or visit

www.ciebookstore.com

FCC Exam Review Course

with Certificate of Completion once finished!

Through the years Cleveland Institute of Electronics has been able to compile a great amount of information concerning the types of questions that the FCC include in their examinations.

After completing these 25 self-paced lessons you'll be ready to take the FCC exam for a General-Class License. Because of the extensive sampling of FCC type exam questions, you can look forward with confidence to passing the actual FCC exam, particularly if you heed the hints given in this course. Course includes Instructor Assistance and a Certificate of Completion. 01-FCC01\$195.00

- ✓ 25 lessons with graded exams.
- ✓ Instructor support with toll free help.
- ✓ Call (800) 321-2155

or visit www.ciebookstore.com

or mail to: CIE Bookstore:


1776 E. 17th St., Cleveland, OH 44114

(add \$15.75 shipping & handling)

CA, HI & OH residents must add sales tax

25 Lesson Course

1. Untuned Amplifier Circuitry
2. Tuned-Stage Operation
3. Modern Modulation Methods
4. Detection & Frequency Conversion
5. Receiving Equipment
6. Batteries, Control Motor & other Power Sources
7. Circuit Analysis
8. Frequency Modulation
9. Transmission Line & Wave Guides
10. Antennas & Wave Propagation
11. Transmitters
12. Suppressed - Carrier Modulation and Single
13. RF Amplifier Analysis
14. Microwave Communication Systems
15. Monochrome & Color TV
16. Telemetry
17. Aviation Electronics
18. Programmable Controllers
19. Digital & Data Commun.
20. Lasers in Communications & Industry
21. Commun. by Fiber Optics
22. FCC Review Lessons Part I
23. FCC Review Lessons Part 2
24. Pointers & Practices for Passing FCC G.C. Exam Pt. 1
25. Pointers & Practices for Passing FCC G.C. Exam Pt. 2



It's almost like being paid to study.

Earn an Associate Degree in Electronic Engineering Technology...

Put your knowledge of electronics to work for you. CIE offers the most comprehensive Associate Degree program offered in electronics. Best of all you study at your own pace with the full resources of CIE just a phone call or a click of a mouse away.

It's Comprehensive and Unique. You Pay for Only the Time You Use!

You won't find a better school than CIE if you want to accomplish your goals without pesky time restrictions (commuting, 8 hour class days, etc.) at CIE you study at your own pace, even an accelerated pace. And if you're like most readers of this magazine, your electronics background can help you receive your degree in less than the maximum 8 terms allowed. Finish sooner and you can save thousands of dollars in tuition. It's almost like being paid to study.

Get all the details on CIE's Associate Degree Program, World College's Bachelor Degree Program and CIE's 10 Career Courses today!



Free Course Catalog!

(800) 243-6446

www.cie-wc.edu

For a FREE Course Catalog on all of our Programs send to CIE: 1776 E. 17th St., Cleveland, OH 44114-3679 or visit www.cie-wc.edu PT30

Name: _____

Address: _____

City: _____

State: _____ Zip: _____

Phone: _____

E-mail: _____

TiePieScope HS801

PORTABLE MOST

Reliability

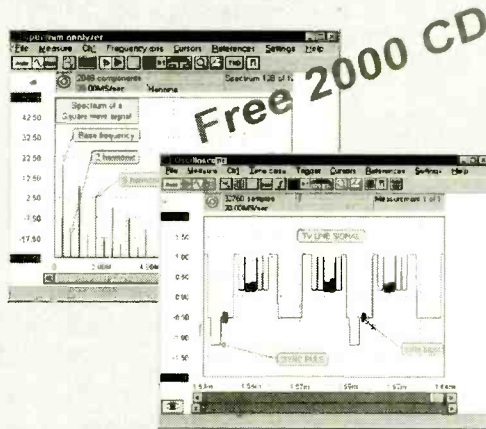


50 MHz ARBITRARY WAVEFORM GENERATOR-
100 MHz STORAGE OSCILLOSCOPE-
50 MHz SPECTRUM ANALYZER-
6 DISPLAY MULTIMETER-
200 DAYS TRANSIENT RECORDER-

The HS801: the first 100 Mega samples per second measuring instrument that consists of a MOST (Multimeter, Oscilloscope, Spectrum analyzer and Transient recorder) and an AWG (Arbitrary Waveform Generator). This new MOST portable and compact measuring instrument can solve almost every measurement problem. With the integrated AWG you can generate every signal you want.

A user defined toolbar with which over 50 instrument settings quick and easy can be accessed is offered by the versatile software. An intelligent auto setup allows the inexperienced user to perform measurements immediately. Through the use of a setting file, the user has the possibility to save an instrument setup and recall it at a later moment. The setup time of the instrument is hereby reduced to a minimum.

Analyzing signals is done with an 8 bit resolution and a maximum sampling speed of 100 MHz. The input range is 0.1 Volt full scale to 80 Volt full scale. The record length is 32K/256K samples. The AWG has a 10 bit resolution and a sample speed of 25 MHz.



Free 2000 CD

Convince yourself and download the demo software from our web page: www.tiepie.nl. When you have questions and / or remarks, contact us via email: support@tiepie.nl. The HS801 is delivered with a user manual, two probe's, Windows and DOS software.

US dealer:
Feedback Incorporated; Tel 800-526-8783;
Fax 919-644-6470; www.fbk.com

Outside US:
TiePie engineering, P.O. BOX 290, 8600 AG SNEEK,
The Netherlands.
Tel: +31 515 415 416 Fax: +31 515 418 819
Web: www.tiepie.nl

CIRCLE 217 ON FREE INFORMATION CARD

Thanks to you, all sorts of everyday products are being made from the paper, plastic, metal and glass that you've been recycling. But to keep recycling working to help protect the environment, you need to buy those products.

BUY RECYCLED.



AND SAVE.

So look for products made from recycled materials, and buy them. It would mean the world to all of us.

For a free brochure, write Buy Recycled. Environmental Defense Fund, 257 Park Ave. South, New York, NY 10010. or call 1-800-CALL-EDF.



ALARMS - ACCESS CONTROL - SECURITY CAMERAS - RECORDERS - OVER 50 BRANDS TO CHOOSE FROM!

BOARD CAMERAS

\$38

C/C/S MOUNT CAMERAS

\$69

WIRELESS

\$89


REAL TIME QUADS

\$145

www.cctvco.com

OUTDOOR BULLETS

\$79

WIRELESS

\$59

MINI DOME

\$59

MONITORS


CCTV OUTLET
INTERNATIONAL DISTRIBUTORS

1-800-323-8746


AMAZING DEVICES

NVEN800DD

See and Order from Our "Action" Web Site at www.amazing1.com

Ion Ray Guns

Star Wars Technology Directs Energy



Star Wars Technology Demonstrates Weapons Potential, Force Fields, IonMotors, Antigravity etc. **Projects electric shocks without contact!!** Conduct many weird and bizarre experiments. Handheld battery operated and easy to operate.

| | |
|------------------------------|----------|
| IOG7/9 Plans..... | \$10.00 |
| IOG7K Kit/Plans..... | \$99.50 |
| IOG70 Assembled/Tested..... | \$149.95 |
| Higher Powered Device | |
| IOG9K Kit/Plans..... | \$129.95 |
| IOG90 Assembled/Tested..... | \$199.95 |

Electromagnetic Gun



Propels a ball bearing using a magnetic pulse!

BBGUN1 Plans Ball Bearing Gun \$10.00

Cybernetic Ear!

Provides that "extra edge" for many listening applications. Enhances 3 to 4x of normal.

CYBEREAR..... \$19.95

Mini TESLA Coil

Lights up a 4' fluorescent tube-all without any contact!! Yet only 3" tall!

MTC1K Kit/Plans..... \$24.95
MTC10 Assembled..... \$34.95

Green Laser Ray Gun!

Shoots a visible ray of green light

Hand held produce up to 200 milliwatts of continuous optical power. Generates a bright visible ray of light.

LAGREEN1 Plans (All parts avail)..... \$15.00

Green Laser Pointer

Intense green with visible beam to 6000 feet!! Pen sized. Operates on 2 AAA Batteries. Call for pricing as we will not be undersold!!!

Anti Gravity Rings

Non Magnetic Objects Mysteriously are set in Violent Motion. Distances up to 50 feet!!

Objects react to a seemingly negative force where they accelerate and violently crash into one another. A real mysterious effect!!!

GRAVRAY1 Plans (parts available)..... \$15.00

Transistorized TESLA Coil JACOB'S Ladder Plasma Tomado

Turn a light bulb into a spectacular plasma display!! With frequency control. Safe 12vdc input

TCL5 Plans..... \$8.00 TCL5K Kit/Plans..... \$59.95
TCL50 Assembled and Tested..... \$99.95

High Energy Pulsers

Charges up to 16000 J at 1-6Kv. Lossless Reactive Current Charging. Triggered Tungsten Spark Switch Programmable Energy Control



HEP9 Plans..... panel as shown above ... \$20.00
HEP90 Assembled..... \$649.95
HEP3 Plans 1KJ lower power unit..... \$15.00
HEP3K Kit with 500 J storage..... \$349.95
HEP30 Assembled above..... \$449.95

Below Projects Include HEP Plans

RAILGUN1 Plans High Vel Kinetic..... \$20.00

EGUN1 Plans Electric Gun..... \$20.00

MASS1 Plans Mass Driver/Cannon..... \$20.00
CANCUR1 Plans Can Crusher..... \$20.00
PPRO1 Plans Electroherf Gun..... \$20.00
EMF1 Plans EMP/HERF Gun..... \$20.00
We Stock Parts for all the Above

Mind&Brain Controllers

Incredible device Turbo charges memory, Boost mental powers, Controls stress, Speeds up healing processes and Uncover hidden potentials. High quality unit with many features.



BWPLUS-APOLLO Ready to use.. \$179.95
BWII- EINSTEIN Lower cost unit... \$129.95

Burning Laser Ray Gun



Danger: Handheld Battery Operated Air Cooled Starts Fires Over a Long Distance

LABURN1 Plans (parts avail)..... \$20.00

3 Mi Voice Transmitter

Crystal clear. Many applications. Easy to build

FMV1 Kit and Plans..... \$39.95

Information Unlimited PO Box 716 Amherst N.H. U.S.A. 03031

1 800 221 1705 Orders/Catalogs Only! Fax 1 603 672 5406 Information 1 603 673 4730 Free Catalog on Request
Pay by MC,VISA,Cash, Check, MO, COD. Add \$5.00 S&H plus \$5.00 if COD. Overseas Contact for Proforma

CIRCLE 220 ON FREE INFORMATION CARD

Miniature Transmitters and Receivers

2 Button / 3 Channel Transmitter



RF300T


1.....\$22.95
5.....\$19.95 ea
10...\$16.95 ea

RF300XT

1.....\$25.95
5.....\$22.95 ea
10...\$19.95 ea

- 300' (XT), 150' (T) Range
- Frequency: 318 MHz
- 59,049 Settable Security Codes
- 12 Volt Battery and Keychain Included.
- Current Draw: 4.8 ma
- Fully Assembled in Case
- Dimensions: 1.25" x 2.0" x 5"
- Push both buttons for the 3rd Channel
- Slide Button Cover Included

4 Button / 15 Channel Transmitter




RF304XT

1.....\$27.95
5.....\$24.95 ea
10...\$21.95 ea

- 250' Range
- Frequency: 318 MHz
- 6,561 Settable Security Codes
- 12 Volt Battery and Keychain Included
- Current Draw: 4.6 ma
- Fully Assembled in Case
- Dimensions: 1.35" x 2.25" x .5"
- Push combination of buttons to achieve up to 15 channels

2-4 Data / 3-15 Channel Receivers



RF300RL
RF300RM

1.....\$27.95
5.....\$24.95 ea
10...\$22.95 ea

RF304RL
RF304RM

1.....\$29.95
5.....\$26.95 ea
10...\$23.95 ea

- Compatible with 300/4 Transmitters
- 11-24 volts DC Operating Voltage
- 13 ma. Current Draw
- Latching (L) or Momentary (M) Output
- Kits Available (subtract \$5.00 ea.)
- Dimensions: 1.25" x 3.75" x .5"
- 2 (300) / 4 (304) Output Data Lines
- Binary to Dec / Hex Converter can achieve up to 15 channels

- Alarm Systems
- Garage / Gate Openers
- Lighting Control

- Magic Props
- Medical Alert
- Monitoring Systems

- Industrial Controls
- Surveillance Control
- Motor Control

- Schematics Available
- Receiver Board Layout Available
- Custom Design Consulting Available

Visitect Inc.

(510) 651-1425 Fax: (510) 651-8454
P.O. Box 14156, Fremont, CA 94539

Email: Support@Visitect.Com
Visa / Mastercard, COD

CIRCLE 224 ON FREE INFORMATION CARD

CALL TOLL FREE
(800) 292-7711
Orders Only
 Se Habla Español

C&S Sales

Excellence in Service

Look For Other
Monthly Specials
On Our Website

www.cs-sales.com

D/A Trainer

Elenco Model XK-150

\$89.95



A low cost, full-function digital/analog trainer that meets the needs of electronic training programs. Rugged construction, can be used as fixed lab equipment or be portable. An economical zipper case is available.

Soldering Stations

Weller Low Cost Soldering Iron Model WLC-100

\$34.95



- Variable power control produces 5-40 watts.
- Ideal for hobbyists, DIYers and students.
- Complete with 40W iron.

Weller Soldering Station Model WES50

\$119

50 watts of controlled power - designed for continuous production soldering.



Deluxe Electronic Soldering Station

Elenco SL-5 Series

Electronically controlled, ideal for professionals, students, and hobbyists. Available in kit form or assembled.

Works w/ any iron! Turn any soldering iron into a variable iron.

As Low As
\$29.95

Ordering Information:

| | |
|---|----------------|
| Model SL-5 - No Iron (Kit SL-5K) | \$29.95 |
| Model SL-5-40 - Includes 40W UL Iron (Kit SL-5K-40) | \$35.95 |
| Model SL-5-60 - Includes 60W UL Iron (Kit SL-5K-60) | \$36.95 |

*** Limited Time Offer ***
FREE SP-1A Solder Practice Kit w/ Kit Order!



Features:

- Cushion Grip Handle Soldering Iron (optional) with Grounded Tip for Soldering Static-Sensitive Devices. Easily Replacable. Uses Long-Life, Plated Conical Tip.
- Heavy Steel, Non-Slip Base.
- Iron Holder Funnel - Reversible, left or right side.
- Steel Tray for Sponge Pad
- Sponge Pad.

Generators & Counters

B&K 20MHz Sweep/Function Generator with Frequency Counter Model 4040

\$445

- 0.2Hz to 20MHz
- AM & FM modulation
- Burst Operation
- External Frequency counter to 30MHz
- Linear and Log sweep

21.5MHz Model 4070 \$129!
 10MHz Model 4017 \$319
 5MHz Model 4011 \$249



BK PRECISION

Four Functions in One Elenco Model MX-9300B

\$450

Features:

- One instrument with four test and measuring systems:
- 1.3GHz Frequency Counter
- 2MHz Sweep Function Generator
- Digital Multimeter
- Digital Triple Power Supply - 0-3V @ 2A, 5V @ 2A, 15V @ 1A



Elenco Handheld Universal Counter 1MHz - 2.8GHz Model F-2800

\$99



Features 10 digit display, 16 segment and RF signal strength bargraph. Includes antenna, NiCad battery, and AC adapter.
C-2800 Case with Belt Clip \$14.95

Elenco RF Generator with Counter (100kHz - 150kHz) Model SG-9500

\$225

Features Internal AM mod. of 1kHz, RF output 100MV - 35MHz. Audio output 1kHz @ 1V RMS.

SG-9000 \$119.95 (analog, w/o counter)



Elenco Sweep Function Generator w/ built-in frequency counter Model GF-8046

\$195.95

This sweep function generator with counter is an instrument capable of generating square, triangle, and sine waveforms, and TTL, CMOS pulse over a frequency range from 0.2Hz to 2MHz.

GF-8025 - Without Counter **\$139.95**



Kit Corner

Quantity Discounts Available

over 100 kits available

Model RCC-7K

Radio Control Car Kit

\$29.95

- Fun & Easy to Assemble
- 7 Functions
- Radio Control Transmitter Included
- Also available as Model AK-870 (No Soldering) \$24.95



Model AK-700

Pulse/Tone Telephone Kit

\$15.95



Ideal School Project

Action Lab Kit

Model MX-902

- Safe, Solderless, Educational, and Fun!
- Easy-to-read, illustrated, Lab-Style Manual Included
- Requires 2 "AA" Batteries
- Build your own operating motor - it's easy, it's fun, it's Safe!
- For Ages 10 and up.

\$24.95




Model AM-780K

Two IC Radio Kit

\$11.95

Also available: Model AM/FM-108K AM/FM Radio Kit \$29.95



Model OWI-007

Robotic Arm (Wired Control)

Teaches the basic robotic sensing and locomotion principles while testing motor skills.

\$55.95



300-in-1

Experiment Kit

Model MX-908

- Everything you need to build 300 exciting electronic projects!
- Easy-to-read, illustrated, Lab-Style Manual Included.
- Requires 6 "AA" Batteries
- For Ages 10 and up.

\$54.95



Guaranteed Lowest Prices

UPS SHIPPING: 48 STATES 5%
 OTHERS CALL FOR DETAILS
 IL Residents add 8.25% Sales Tax

C&S SALES, INC.

150 W. CARPENTER AVENUE
 WHEELING, IL 60090
 FAX: (847) 541-9904 (847) 541-0710



PRICES SUBJECT TO CHANGE WITHOUT NOTICE

15 DAY MONEY BACK GUARANTEE
2 YEAR FACTORY WARRANTY

CIRCLE 290 ON FREE INFORMATION CARD

www.americanradiohistory.com

SAME DAY SHIPPING
Secure on-line ordering

C&S Sales

Excellence in Service

CALL OR WRITE FOR OUR FREE
64 PAGE CATALOG!
(800) 445-3201

Elenco Oscilloscopes

Free Dust Cover and 2 Probes



| | | | |
|--------|--------|---------------|-------|
| S-1325 | 25MHz | Dual Trace | \$325 |
| S-1330 | 25MHz | Delayed Sweep | \$439 |
| S-1340 | 40MHz | Dual Trace | \$475 |
| S-1345 | 40MHz | Delayed Sweep | \$569 |
| S-1360 | 60MHz | Delayed Sweep | \$725 |
| S-1390 | 100MHz | Delayed Sweep | \$895 |

DIGITAL SCOPE SUPER SPECIALS

| | | |
|--------|-----------------------------|-------|
| DS-203 | 20MHz/10Ms/s Analog/Digital | \$695 |
| DS-303 | 40MHz/20Ms/s Analog/Digital | \$850 |
| DS-603 | 60MHz/20Ms/s Analog/Digital | \$950 |

Digital Multimeters

Fluke 87III
\$319

Features high performance AC/DC voltage and current measurement, frequency, duty cycle, resistance, conductance, and capacitance measurement.

Elenco LCR & DMM Model LCM-1950
\$69

- Large 1 1/2 digit LCD
- Autoranging frequency to 4MHz
- Capacitance to 400µF
- Resistance to 4000MΩ
- Logic Test
- Diode & Transistor Test
- Audible Continuity Test

Elenco Model M-1740
\$34.95

- 11 Functions
- Freq. to 20MHz
- Cap. to 20µF
- AC/DC Voltage
- AC/DC Current
- Beeper
- Diode Test
- Transistor Test
- Meets UL-124 safety specs

Model M-2760 - \$19.95
(9 functions)

Dual-Display LCR Meter w/ Stat Functions B&K Model 878
\$225

Auto/manual range
Many features with Q factor
High Accuracy

Elenco LCR Meter Model LCR-1810
\$99.95

- Capacitance 1pF to 20µF
- Inductance 1µH to 20H
- Resistance 0.1Ω to 2000MΩ
- Temperature to 750°C
- DC Volts 0 - 20V
- Frequency up to 15MHz
- Diode/Audible Continuity Test
- Signal Output Function
- 3 1/2 Digit Display

Elenco DMM Kit Model M-1005K
\$19.95

- 18 Ranges
- 3 1/2 Digit LCD
- Transistor Test
- Diode Test
- Training Course

M-1000B (Assembled) \$15.95

Quantity Discounts Available

B&K Testers

Deluxe Multi-Network Cable Tester Model 231

\$75

- Tests 10BaseT, 100BaseTx, 10Base2, RJ45, RJ11, 356A, TIA-568A, TIA-568B, and Token Ring cables.
- Detects open, short, cross, and continuity.
- Tests Point-to-Point, rather than Pair-to-Pair
- Quick and easy-to-use
- Tests cables on wall plate or patch panel up to 1,000 ft. away with the remote kit.
- Easy-to-read LED display.



Multi-Network Cable Tester Model 230

\$69

- Auto scans thin Ethernet (BNC), 10BaseT (UTP/STP), 100BaseTx, RJ45, 356A, TIA-568A, TIA-568B, and Token Ring cables in seconds.
- Detects miswiring, polarization, and continuity
- Also tests the ground of shielded twisted pair cables.
- Tests cables before or after installation with the remote unit.
- LED display for clear indication of problems.



Remote Network Cable Tester Model 235

\$195

- Detects open, short, reversed, crossed and split.
- Clear LED display for the fault status.
- Simple and easy-to-use.
- Test cable length: Minimum - 4 ft. (1.2m) Maximum - 492 ft. (150m)
- Identify up to 4 different cables at one end by provided remote identifiers.
- Tests: 10BaseT, 100BaseTx, 10Base2 (coax), RJ45, 356A, TIA-568A, TIA-568B, Token Ring, etc.



CCTV Cameras

Cameras have 420 lines (360 color) of resolution, 0.08 Lux, 3.6mm/F2 90° field of view. Power requirement is 12VDC @ 100mA (order SC-1).

MONOCHROME CAMERAS



SC-12 - 35mm Lens (1.25"x1.25") \$69



SC-15 - Pin Lens (1.25"x1.25") \$69

Add \$10 for lens • Add \$10 for audio

Accessories:

SC-1 - 12V 100mA adapter **\$6.95**

SC-2 - 50' cable with connectors **\$19.95**

COLOR CAMERAS



SC-20 Pin Lens
SC-21 3.6mm Lens
360 Lines 1.25" x 1.25"
Infrared Sensitive, Audio Included
\$109

Add \$10 for case
Call for complete catalog.

Power Supplies

Elenco Quad Power Supply Model XP-581

\$79.95




4 Fully Regulated DC Power Supplies in 1 Unit
4 DC voltages: 3 fixed - +5V @ 3A, +12V @ 1A, -12V @ 1A
1 Variable - 2.5 - 20V @ 2A

B&K High Current DC Power Supply

- Variable 3-14VDC
- Thermal Function
- Current Limiting

| | |
|----------------|--------------|
| Model 1666 12A | \$169 |
| Model 1688 28A | \$249 |

B&K 13.8V Fixed DC Power Supplies
Model 1660 6A **\$42**
Model 1682 15A **\$75**



Elenco Power Supply Kit Model XP-720K

\$54.95

- 1.5VDC - 15VDC @ 1A
- -1.5VDC - -15VDC
- 5VDC @ 3A
- 6.3VAC @ 1A & 12.6VAC center tapped @ 1A



XP-720 Fully Assembled \$85

Elenco DC Power Supply Model SPL-603 3A 0-30VDC

\$79.95

The SPL-603 is a solid-state DC power supply providing the exact output voltage no matter what current you use. Output fully protected from overload.



Guaranteed Lowest Prices

UPS SHIPPING: 48 STATES 5%
OTHERS CALL FOR DETAILS
IL Residents add 8.25% Sales Tax
SEE US ON THE WEB

C&S SALES, INC.

150 W. CARPENTER AVENUE
WHEELING, IL 60090
FAX: (847) 541-9904 (847) 541-0710
www.cs-sales.com

15 DAY MONEY BACK GUARANTEE
2 YEAR FACTORY WARRANTY

PRICES SUBJECT TO CHANGE WITHOUT NOTICE

RAMSEY

Doppler Direction Finder

Track down jammers and hidden transmitters with ease! This is the famous WA2EBY DF'er featured in April 99 QST. Shows direct bearing to transmitter on compass style LED display, easy to hook up to any FM receiver. The transmitter - the object of your DF'ing - need not be FM, it can be AM, FM or CW. Easily connects to receiver's speaker jack and antenna, unit runs on 12 VDC. We even include 4 handy home-brew "mag mount" antennas and cable for quick set up and operation! Whips can be cut and optimized for any frequency from 130-1000 MHz. Track down that jammer, win that fox hunt, zero in on that downed Cessna - this is an easy to build, reliable kit that compares most favorably to commercial units costing upwards of \$1000.00! This is a neat kit!!

DDF-1, Doppler Direction Finder Kit \$149.95



1 GHz RF Signal Generator



A super price on a full featured RF signal generator! Covers 100 KHz to 999.99999 MHz in 10 Hz steps. Tons of features; calibrated AM and FM modulation, 90 front panel memories, built-in RS-232 interface, +10 to -130 dBm output and more!


Fast and easy to use, its big bright vacuum fluorescent display can be read from anywhere on the bench and the handy "smart-knob" has great analog feel and is intelligently enabled when entering or changing parameters in any field - a real time saver! All functions can be continuously varied without the need for a shift or second function key. In short, this is the generator you'll want on your bench, you won't find a harder working RF signal generator - and you'll save almost \$3,000 over competitive units!

RSJ-1000B RF Signal Generator \$1995.00

Wireless RF Data Link Modules

RF link boards are perfect for any wireless control application; alarms, data transmission, electronic monitoring...you name it. Very stable SAW resonator transmitter, crystal controlled receiver - no frequency drift! Range up to 600 feet, license free 433 MHz band. Encoder/decoder units have 12 bit Holtek HT-12 series chips allowing multiple units all individually addressable, see web site for full details. Super small size - that's a quarter in the picture! Run on 3-12 VDC. Fully wired and tested, ready to go and easy to use!

RX-433 Data Receiver..... \$16.95 TX-433 Data Transmitter..... \$14.95
RXD-433 Receiver/Decoder..... \$21.95 TXE-433 Transmitter/Encoder..... \$19.95



World's Smallest TV Transmitters



We call them the 'Cubes'... Perfect video transmission from a transmitter you can hide under a quarter and only as thick as a stack of four pennies - that's a nickel in the picture! Transmits color or B&W with fantastic quality - almost like a direct wired connection to any TV tuned to cable channel 59. Crystal controlled for no frequency drift with performance that equals models that cost hundreds more! Basic 20 mW model transmits up to 300' while the high power 100 mW unit goes up to 1/4 mile. Their very light weight and size make them ideal for balloon and rocket launches, R/C models, robots - you name it! Units run on 9 volts and hook-up to most any CCD camera or standard video source. In fact, all of our cameras have been tested to mate perfectly with our Cubes and work great. Fully assembled - just hook-up power and you're on the air! One customer even put one on his dog!

C-2000, Basic Video Transmitter..... \$89.95

C-2001, High Power Video Transmitter... \$179.95

CCD Video Cameras



Top quality Japanese Class 'A' CCD array, over 440 line line resolution, not the off-spec arrays that are found on many other cameras. Don't be fooled by the cheap CMOS single chip cameras which have 1/2 the resolution, 1/4 the light sensitivity and draw over twice the current! The black & white models are also super IR (Infra-Red) sensitive. Add our invisible to the eye, IR-1 illuminator kit to see in the dark! Color camera has Auto gain, white balance, Back Light Compensation and DSP! Available with Wide-angle (80°) or super slim Pin-hole style lens. Run on 9 VDC, standard 1 volt p-p video. Use our transmitters for wireless transmission to TV set, or add our IB-1 Interface board kit for super easy direct wire hook-up to any Video monitor, VCR or TV with A/V input. Fully assembled, with pre-wired connector.

CCDWA-2, B&W CCD Camera, wide-angle lens \$69.95
CCDPH-2, B&W CCD Camera, slim fit pin-hole lens. \$69.95
CCDCC-1, Color CCD Camera, wide-angle lens \$129.95
IR-1, IR Illuminator Kit for B&W cameras \$24.95
IB-1, Interface Board Kit \$14.95

AM Radio Transmitter



Operates in standard AM broadcast band. Pro version, AM-25, is synthesized for stable, no-drift frequency and is settable for high power output where regulations allow, typical range of 1-2 miles. Entry-level AM-1 is tunable, runs FCC maximum 100 mW, range 1/4 mile. Both accept line-level inputs from tape decks, CD players or mike mixers, run on 12 volts DC. Pro AM-25 includes AC power adapter, matching case and bottom loaded wire antenna. Entry-level AM-1 has an available matching case and knob set that dresses up the unit. Great sound, easy to build - you can be on the air in an evening!

AM-25, Professional AM Transmitter Kit. . . . \$129.95

AM-1, Entry level AM Radio Transmitter Kit. . . \$29.95

CAM, Matching Case Set for AM-1. \$14.95

Mini Radio Receivers



Imagine the fun of tuning into aircraft a hundred miles away, the local police/fire department, ham operators, or how about Radio Moscow or the BBC in London? Now imagine doing this on a little radio you built yourself - in just an evening! These popular little receivers are the nuts for catching all the action on the local ham, aircraft, standard FM broadcast radio, shortwave or WWW National Time Standard radio bands. Pick the receiver of your choice, each easy to build, sensitive receiver has plenty of crystal clear audio to drive any speaker or earphone. Easy one evening assembly, run on 9 volt battery, all have squelch except for shortwave and FM broadcast receiver which has subcarrier output for hook-up to our SCA adapter. The SCA-1 will tune in commercial-free music and other 'hidden' special services when connected to FM receiver. Add our snazzy matching case and knob set for that smart finished look!

AR-1, Airband 108-136 MHz Kit. \$29.95

HFR-1, WWW 10 MHz (crystal controlled) Kit. . . . \$34.95

FR-1, FM Broadcast Band 88-108 MHz Kit. . . . \$24.95

SR-1, Shortwave 4-11 MHz Band Kit. \$29.95

SCA-1 SCA Subcarrier Adapter kit for FM radio. . . \$27.95

FR-6, 6 Meter FM Ham Band Kit. \$34.95

FR-10, 10 Meter FM Ham Band Kit. \$34.95

FR-146, 2 Meter FM Ham Band Kit. \$34.95

FR-220, 220 MHz FM Ham Band Kit. \$34.95

Matching Case Set (specify for which kit) . . . \$14.95

PIC-Pro Pic Chip Programmer

Easy to use programmer for the PIC16C84, 16F84, 16F83 microcontrollers by Microchip. All software - editor, assembler, run and program - as well as free updates available on Ramsey download site! This is the popular unit designed by Michael Covington and featured in Electronics Now, September 1998. Connects to your parallel port and includes the great looking matching case, knob set and AC power supply. Start programming those really neat microcontrollers now...order your PICPRO today!

PIC-1, PICPRO PIC Chip Programmer Kit \$59.95



RAMSEY ELECTRONICS, INC.
793 Canning Parkway Victor, NY 14564

See our complete catalog and order on-line with our secure server at:

www.ramseyelectronics.com

Order Toll-free: 800-446-2295

Sorry, no tech info, or order status at 800 number

For Technical Info, Order Status
Call Factory direct: 716-924-4560

FM Station Antennas

For maximum performance, a good antenna is needed. Choose our very popular dipole kit or the Comet, a factory made 5/8 wave colinear model with 3.4 dB gain. Both work great with any FM receiver or transmitter.

TM-100, FM Antenna Kit \$39.95
FMA-200, Vertical Antenna \$114.95



ORDERING INFO: Satisfaction Guaranteed. Examine for 10 days, if not pleased, return in original form for refund. Add \$6.95 for shipping, handling and insurance. Orders under \$20, add \$3.00. NY residents add 7% sales tax. Sorry, no CODs. Foreign orders, add 20% for surface mail or use credit card and specify shipping method.



Check out our full line catalog @:

www.mcmelectronics.com

1-800-543-4330

Fax: 1-800-765-6960

What You Want.....
Today!™

See our website for
unique Holiday gifts



You Must Provide This Source
Code To Receive Discount Pricing: ▾

POP83

Prices effective December 5 through January 12, 2000.



LifeView TV/FM Tuner Cards for PC

- Allows you to watch or listen to TV and FM broadcasts on your PC
- 125 channel cable ready tuner
- Includes video capture feature
- Includes wireless remote control
- PCI interface

| Order # | Description | Reg. | Sale |
|---------|------------------|---------|---------|
| 83-8303 | TV tuner card | \$99.95 | \$79.95 |
| 83-8304 | TV/FM tuner card | 119.00 | 89.95 |



Electronics 2000 Software

- Contains nearly 1000 electronics programs for Windows 95/98
- Includes CAD, circuit design, schematics, utilities and much more

order #83-8117 \$95



DEFENDER SECURITY


Miniature PC Board Camera with Infrared Illumination

Infrared Illumination

- Black and white camera that can be used with existing surveillance system or general hobby use
- 1/8" CCD image device that produces 380 lines of resolution
- Input voltage: 12VDC, 330mA
- Output: 75ohm leads
- Dimensions: 1.5" x 1.25" x 1"

Order # 82-2995 Reg. \$69.95

now only \$59



25 Piece Precision Tool Set

- Pocket-sized tool set in a molded tri-fold case
- Includes needle nose pliers, side cuts, tweezers, screwdrivers, driver bits, small sockets and more

Order # 21-3620 Reg. \$20.50

now only \$17.95



SONY DSS Installation Kit

- Includes essential cables and hardware to install a Digital Satellite System
- Includes instructional video tape
- At this price, just buy for the cables!
- Suggested list \$79.95
- Limited quantities


order #58-5800 \$95



DVD Test Disc

- Includes rock steady video test patterns and crystal clear audio test tones to insure your DVD player is performing to an optimal level.

order #32-1660 \$19.95



AGC/GMA Fuse Kit

- Includes an assortment of 5mm x 20mm fast and slow acting fuses

- and 1 1/4" x 1/4" fast acting fuses
- 20 each 1A, 1.5A, 2A, 2.5A, 3A and 5A of each type
- Includes convenient storage case

Order # 102-039 Reg. \$34.95

now only \$24.95



TENMA


26 Range Rugged Deluxe VOM

- Tests AC/DC voltage, DC current, resistance, temperature, transistors, batteries and more

- Includes continuity buzzer
- Includes test leads and two "AA" and one 9V battery
- Requires #72-6176 for temperature testing

Order # 72-6170 Reg. \$39.95

now only \$34



LEBEK

One Watt Audio Amplifier Module

- Use for repair or modification of equipment, projects or prototype work
- 4-8ohm impedance
- Requires 6-16VDC supply voltage
- Dimensions: 50mm x 35mm x 20mm

order #28-4798 \$7.49

SOURCE CODE: POP83

A Premier Farnell Company

CIRCLE 160 ON FREE INFORMATION CARD

**MODERN
ELECTRONICS**

**CABLE TV
DESCRAMBLERS**



- ★ **FREE CATALOG!**
- ★ **BEST DEALER PRICING!**
- ★ **DISCOUNTED PRICING!**
- ★ **30 DAY FREE TRIAL!**
- ★ **100% MONEY BACK GUARANTEE**

**COPY RENTAL TAPES WITH
OUR VIDEO STABILIZER**


1-800-906-6664

2609 S. 156th Circle • Omaha, NE 68130
www.modernelectronics.com



**World's Smallest
68HC11
Microcontroller
Module!**

MicroStamp11™



- telemetry
- microbotics
- smart toys
- animatronics
- model railroading
- home automation

NEW

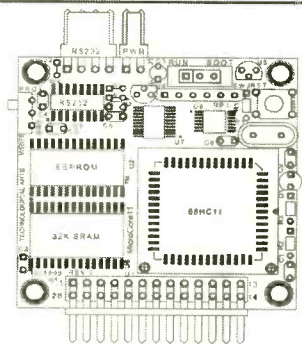
Windows-based development software included free!

- tiny, light-weight (0.5 oz.) 1-inch x 1.4-inch 68HC11 module
- 5V regulator, 8MHz crystal
- choice of 8K or 32K EEPROM
- optional 32K RAM (32K EEPROM version)
- plugs into your breadboard like a DIP
- SCI, SPI, OCs, ICs, timers, & more
- all 14 I/O lines and 2 interrupts brought out to versatile 20-pin connector
- program in BASIC, assembler, or C
- easy code-loading with Docking Module
- Starter Packages:*
- 8K EEPROM (#MS11SP8K).....\$49
- 32K EEPROM (#MS11SP32K).....\$72
- 32K EE+32K RAM (#MS11SP64K)...\$90

* includes MicroStamp11, manual, PC software (free-ware assembler, SBASIC compiler, Smartload11 utility, and sample programs), serial cable, Docking Module, accessories.

Optional ImageCraft 68HC11 C cross-compiler for W3.119x available (# ICC11WIN)..... \$153

MicroCore-11™




- tiny 2-inch x 2-inch 68HC11 module
- 12 inputs/outputs plus 8 analog inputs
- RS232, 5V regulator, 8MHz crystal
- 32K SRAM plus 8K or 32K EEPROM
- plugs into your breadboard like a DIP
- easy program loading from any PC
- motor driver & accessories available
- ideal for MicroMouse robot competitions
- 8K Starter Package #MC11SP8K.....\$68
- 32K Starter Package #MC11SP32K.....\$93
- Motor driver boards, LCD/keypad/keyboard interface & prototyping cards available

**Technological
Arts**

Many other modules & accessories available. Visit our website at:
www.technologicalarts.com
sales@technologicalarts.com
TOLL-FREE: 1-877-963-8996
Phone: (416) 963-8996
Fax: (416) 963-9179
Visa • MasterCard • Discover • Amex

PIC'n Books

LEARN ABOUT PIC MICROCONTROLLERS



See Table Of Contents: <http://www.sq-1.com>
Secure Online Ordering Is Available

PIC is a trademark of Microchip Technology Inc.

SQUARE 1 ELECTRONICS

Voice (707) 279-8881 Fax (707) 279-8883

<http://www.sq-1.com>

ON SCREEN DISPLAY CHARACTER OVERLAY BOARD



OSD-232 on board a radio controlled airplane!

Intuitive Circuits, LLC
2275 Brinston • Troy, MI 48083
(248) 524-1918
<http://www.icircuits.com>

Ever wish your LCD module could display more lines of text? OSD-232 is the solution! From any RS-232 serial source like a PC, PIC, or Basic Stamp, display 28 columns by 11 rows of information (308 characters total) directly onto any NTSC or optional PAL baseband (video in) television or VCR. OSD-232 can overlay monochrome text onto an incoming video source or display colored text on a self-generated colored background screen.

OSD-232 \$99.00
Visa/Mastercard/Prepaid check

BREAST CANCER BEGINS EVEN SMALLER THAN THIS. THAT'S WHY YOU NEED A YEARLY MAMMOGRAM, ESPECIALLY AS YOU GET OLDER. MAMMOGRAMS CAN DETECT LUMPS TOO SMALL FOR YOU TO FEEL AND EARLY DETECTION MAY SAVE YOUR LIFE, SO CALL 1-800-ACS-2345

GET A MAMMOGRAM. EARLY DETECTION IS THE BEST PROTECTION



Ivex Complete Electronics CAD Package



**More Features
More Power
Less Money**

Ivex Complete Power Tools include: WinDraft P650 Schematics, WinBoard P650 PCB Layout, and Ivex Spice Standard Simulation together in a complete, affordable package.

Ivex 650 pin versions have no feature limitations like other low cost products on the market. Fast expert technical support, free 24 hour Knowledge Base on the web, and professional full-featured tools have made Ivex the preferred choice for designers.

**For larger designs
use these Ivex Products:**

WinDraft unlimited \$495
WinBoard unlimited \$495
Ivex Spice Advanced \$299
Ivex View unlimited \$99



Advantages

Full-feature tools
14,000 Schematic parts
Part edit & model making
Part Search
Bill of Materials with Sort & Spreadsheet output
Hierarchy for large designs
ERC (electrical rules check)
15 Netlist outputs
7 Analysis Types
Only \$200 to add
7 advanced analyses
16 PCB layers
0.01 micron grid resolution
Advanced DRC
Micro via
Gerber & NC Drill report
24 hour FREE Technical Support Internet Knowledge Base
No hardware protection lock!

Ivex Complete

Schematics
Simulation
PCB Layout **\$399**

Ivex Complete

Plus
Schematics
Simulation
PCB Layout
Gerber Viewer **\$449**

Free board quote

pcbCite.com

The Internet source for PCB manufacturing

Visit the Ivex web site for complete product information and download full function demos.

www.ivex.com

Tel: (503) 531-3555 e-mail: sales@ivex.com



ADV8_1

CIRCLE 309 ON FREE INFORMATION CARD

HELP WANTED

COMMUNICATIONS ENGINEERING JOBS

Starting salary up to \$89,265 annually. New position. Works with City's departments such as, Police, Fire and construction.

COMMUNICATIONS TECHNICIAN

Growing company in beautiful Northwest needs people with an FCC License to install transmission equipment.

MARINE TECHNICIANS WANTED
Install radio equipment in sunny Florida on ships and boats docked in Miami area.

MAJOR AIRLINE hiring installation service technicians. No Experience required. Must have FCC license.

Outstanding positions!
\$40-\$60 per hour!
Broadcast Engineers!

PORTABLE RADIO TECHNICIAN
\$50,800 - 92,880 to start based on experience. FCC license required.

Be an FCC LICENSED ELECTRONIC TECHNICIAN!



No costly school. No commuting to class.

The Original Home-Study course prepares you for the "FCC Commercial Radiotelephone License." This valuable license is your professional "ticket" to thousands of exciting jobs in Communications, Radar, Radio-TV, Microwave, Maritime, Avionics and more...even start your own business! You don't need a college degree to qualify, but you do need an FCC License.

No Need to Quit Your Job or Go To School

This proven course is easy, fast and low cost!

GUARANTEED TO PASS - You get your FCC License or your money refunded.

Call Now for FREE Info:

800-932-4268 Ext. 90

Email: fcc@commandproductions.com


Visit our Website: www.LicenseTraining.com

Fax 415-332-1901

COMMAND PRODUCTIONS

FCC LICENSE TRAINING - DEPT. 90
P.O. Box 2824 • San Francisco, CA 94126-2824

Turn your PC into a 16-bit Storage Scope spectrum analyzer, and digital multimeter!



ADC216 turns your PC or laptop into a sophisticated storage scope AND spectrum analyzer AND multimeter. Display on large screen! Print in color! 100MS/s 8-bit, 1.2MS/s 12-bit or 333KS/s 16-bit versions. Great for test depts, schools. Input to Excel. LabView/NT drivers. Get very high precision without high cost!

osziFOX

handheld 20MS/s Storage Scope

osziFOX is a sophisticated digital storage scope packed into a handy, slim penlike housing. Despite its small size, osziFOX can perform like a service scope with a 20MS/s sampling rate so signals in microprocessor or audio circuits can be measured easily. A built-in backlit LCD shows the waveforms but the recorded signals can also be sent to a PC via a serial interface. Runs from 9V battery or external source. Auto, internal and external triggers. AC/DC voltmeter function too. Only \$129!

also

RS232-422/485 converters, self-powered, opto-isolated I2C adapter boards for PC communication with I2C bus mini dataloggers for events, voltages, pressures, etc. Enviromon temperature and environment netwk logger thermocouple and thermistor adapters for PC ports. BASIC-programmable BASIC-TIGER controller modules PCI framegrabbers - switch between 2 inputs locked! lowcost A/D adapters turn your PC into a display scope



Saelig Company

www.saelig.com saelig@aol.com
716-425-3753 • 716-425-3835 (fax)

1-888-7SAELIG

SERIAL LCDs

Serial LCDs work great with BASIC Stamps® and other microcontrollers. One-wire interface • simple serial protocol • low cost • high quality • in stock



BPI-216N

- 2x16 text LCD
- 2400/9600 bps
- \$45 (non-backlit)

- SGX-120L
- Mini graphics LCD
- 2400/9600 bps
- just \$99



Many other models available—see www.seetron.com/

Scott Edwards Electronics, Inc.
www.seetron.com • 520-459-4802

VISION ELECTRONICS

BEFORE



AFTER



- ★ No Rolls/Jitters/Flickers/Fading
- ★ Works on all TV's, VCR's, Beta, & Cable
- ★ Gold Video Connectors & Cables Included
- ★ 1 Year Warranty
- ★ Money Back Guarantee

FREE CATALOG!



COPY RENTAL TAPES WITH OUR VIDEO STABILIZER

1-800-562-2252

2609 S. 156th Circle • Omaha, NE 68130
www.modernelectronics.com



ELECTRONIC MILITARY SURPLUS



FAIR RADIO SALES

WEBSITE: fairradio.com

E-MAIL: fairradio@wcoil.com

PHONE: 419-227-6573

FAX: 419-227-1313

1016 E. Eureka - Box 1105

Lima, OH 45802

VISA, MASTERCARD, DISCOVER

Address Dept. ES

2KW SOLA REGULATOR



2000VA Constant Voltage Transformer by Sola #23-23-220-8. Input at 60 Hz: 95-130V at 23.5A, 175-235V at 12.6A, 190-260V at 11.6A, 380-520V at 5.8A. Output at 60Hz: 120/240V at 2000VA. 17.8x11.4x9.6, 115 lbs shipping. Unused, \$250.00; 2 for \$450.00

Allow money for shipping.

SEND FOR OUR
2000 CATALOG !!

Radios - Test Equipment - Tubes - Antennas

FOR 26 EASY
WAYS TO HELP
SAVE THE
EARTH CALL

1-800-488-8887.



ROBOTS, ROBOTS, ROBOTS...



Robot Kits, Programmable Robots,
LEGO Robots, Living Robots,
Home and Office Robots, Muscle
Wires™, Electronics and More!


REQUEST OUR FREE
48 PAGE CATALOG
WITH OVER 400 ITEMS!

www.RobotStore.com
800-374-5764

Mondo-tronics Inc.

PMB-N 4286 Redwood Hwy Dept. 166
San Rafael, CA 94903
ph 415-491-4600 fx 415-491-4696

**The Pocket Programmer
Only \$129.95**



The portable programmer that uses the printer port of your PC instead of an internal card. Easy to use software that programs Eprom, EEprom, Flash & Dallas Ram. 27(C) / 28(C) / 28F / 29F / 29C & 25XX series from 16K to 8 Megabit with a 32 pin socket. Adapters available for Pic, PLCC, 5-Gang, 874X, 875X MCU's, 40-Pin X 16 & Serial Eprom's, 82/74 Prom's and Eprom Emulator to 32K X 8.

Same Name, Address & Phone #
for 16 Years... Isn't it Amazing ?

Intronics, Inc.

Box 13723 / 612 Newton St.

Edwardsville, KS 66113 Add \$5.00 COD

Tel. (913) 422-2094 Add \$4.00 Shipping

Fax (913) 441-1623 Visa / Master Charge

Data Acquisition and Control

The ADR series of interfaces allow control of analog, digital and relay I/O via RS232 or RS485. Visit the web site for specs, applications and programs in VB, C, BASIC etc. (705) 671-2852

www.ontrak.net

Ontrak Control Systems Inc.

CABLE TV BOXES



(WE'LL BEAT ANY PRICE!)

30 DAY TRIAL* 1YR. WRNTY. *FREE CATALOG

QTY. DISCOUNTS * DEALERS WELCOME!

1-800-785-1145

HABLAMOS ESPANOL



PRIVATE CABLE SYSTEMS

SINGERS! REMOVE VOCALS

Unlimited, Low Cost, Instantly Available Background Music from Original Standard Recordings! Does Everything Karaoke does... Better and gives you the Thompson Vocal Eliminator™ Free Brochure & Demo tape. LT Sound Dept PE 7988 LT Parkway, Lithonia, GA 30058 Internet-<http://www.LTSound.com> 24 Hour Demo/Info Request Line (770)482-2485 • Ext 49 When You Want Something Better Than Karaoke!



SECURETEK

DIRECT FROM MANUFACTURER

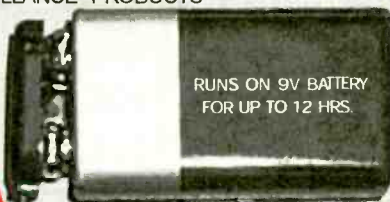
"WE WILL BEAT ANY COMPETITORS PRICE"

WORLD SMALLEST
WIRELESS VIDEO CAMERA
(BLACK & WHITE OR COLOR)
TRANSMITS VIDEO UP TO 1000FT.

WE ALSO CARRY:

- COVERT VIDEO CAMERAS
- COUNTER-SURVEILLANCE PRODUCTS
- CUSTOM MADE VIDEO SYSTEMS
- IN HOUSE ENGINEERING DEPT.

DISTRIBUTOR
PROGRAM
AVAILABLE



RUNS ON 9V BATTERY
FOR UP TO 12 HRS.

CALL FOR CATALOG:

SECURETEK

7152 S.W. 47TH STREET
MIAMI, FLORIDA 33137


TEL. 305.667.4545

FAX. 305.667.1744

www.securetek.net

World Passing You By?

Are you interested in Microprocessors & Embedded Control Systems? If not you should be! Look around, just about everything these days has an embedded microprocessor in it. TVs, cars, radios, traffic lights & even toys have embedded computers controlling their actions. The Primer Trainer is the tool that can not only teach you how these devices operate but give you the opportunity to program these types of systems yourself. Examples & exercises in the Self Instruction manual take you from writing simple programs to controlling motors. Start out in Machine language, then move on to Assembler, & then continue on with optional C, Basic, or Forth Compilers. So don't be left behind; this is information you need to know!



Examples
Include:

- Measuring Temperature
- Using a Photocell to Detect Light Levels
- Making a Waveform Generator
- Constructing a Capacitance Meter
- Motor Speed Control Using Back EMF
- Interfacing and Controlling Stepper Motors
- Scanning Keypads and Writing to LCD/LED Displays
- Bus Interfacing an 8255 PPI
- Using the Primer as an EPROM Programmer
- DTMF Autodialer & Remote Controller (New!)

The PRIMER is only \$119.95 in kit form. The PRIMER Assembled & Tested is \$169.95. This trainer can be used stand alone via the keypad and display or connected to a PC with the optional upgrade (\$49.95). The Upgrade includes: an RS232 serial port & cable, 32K of battery backed RAM, & Assembler/Terminal software. Please add \$5.00 for shipping within the U.S. Picture shown with upgrade option and optional heavy-duty keypad (\$29.95) installed. Satisfaction guaranteed.

EMAC, inc.

11 EMAC WAY, CARBONDALE, IL 62901
618-529-4525 Fax 457-0110 BBS 529-5708

World Wide Web: <http://www.emacinc.com>

1985 - 1998

OVER
12
YEARS
OF SERVICE



NEW, SUPER 12VDC or 9VDC, POWER PACKS, fully regulated, lightweight, switchmode design. Brand new. High quality. Compact. 9VDC @400mA unit (shown top left) Size: 2"W x 3.5"L x 1.4"H. Supplied with removable 6ft AC line cord & attached 60" DC cable with std. tip neg. barrel plug. The 12VDC @ 700mA model (shown bottom left) Size: 2.7"W x 5.5"L x 1.5"H. Supplied with removable 6ft. AC line cord and attached 24" DC cable with standard tip positive barrel plug. Stock up now! Don't confuse these with cheap unregulated adapters. These will maintain correct voltage with load changes.

Special, PWRP-6VOLT...\$6.50ea. or 5 for \$29
PRRP-12VOLT...\$7.50ea or 5 for \$35

COUNTER/TOTALIZER is SELF POWERED, Ultra Compact, Veeder Root type C342-0464.

Industrial quality unit will accumulate & display pulses received on the count input terminals. Capacity is 8 digits. The reset terminals or the front panel can be used to clear the count. The front panel can also be disabled. Configurable as low speed (30Hz filter) or high speed (up to 7.5KHz) NPN or PNP input via the front panel. Designed for panel mounting the required opening is 22mmH x 45mmW. Depth behind panel 32mm. 1/32 DIN bezel. Character height is

7.6mm. Logic: Low <1V, High >2V, Width 70uS. minimum. Max. input 30VDC. Power source: Internal lithium battery with expected life of 7 years. Ltd. Qty Reg. >\$70ea Special, VEEDER-342...\$24.00

**LCD, 16X2, ALPHANUMERIC DISPLAY MODULES,
For YOUR MICROPROCESSOR PROJECTS**



First, (shown above left) from Solomon, the LM1140-SYLU, with LED backlight. Standard 16 x 2 arrangement of 5 x 7 dot matrix characters 2.95mmW x 5.56mmH with cursor. COB driver with 8 bit parallel interface. Module size: 85mmW x 36mmH. Viewing area: 63.5mmW x 15.8mmH. with data. **Brand New.**

Special, LM1140-LCD..... \$7.50ea. or 10 for \$6.50 or 100 for \$5ea.

Second, (shown above right) from Densitron, the 2162A-CT, without backlight. Standard 16 x 2 arrangement of 5 x 7 dot matrix characters 2.96mmW x 5.56mmH with cursor. TN type with top viewing. On board industry standard Hitachi 44780 driver with 8 bit parallel interface. Module size: 84mmW x 03mmH x 9.9mm D. Viewing area: 62mmW x 16.2mmH. with data. **Brand New.**

Special, D2162A-LCD..... \$5.00ea. or 10 for \$4.50 or 100 for \$3.50.

RESOURCES UN-LTD. our 10th year

NEW! LCD COLOR, TFT, ACTIVE MATRIX DISPLAY
Offers a super 5.6" VIEWABLE AREA,
Pro System with Custom Case, BUILT-IN 12V GEL CELL,
all A/V cables and charger. Super Deal.

Pro System with Custom Case, BUILT-IN 12V GEL CELL, all A/V cables & charger. Super Deal. Finally we found a unit with exceptional quality at an affordable price

Perfect as a portable, general purpose color monitor for standard NTSC color or B&W video systems. Fully compatible with all our cameras as well as Camcorders, VCR's etc. Perfect as a rear view system with any video camera by virtue of its built in, mirror image function. Completely enclosed unit has adjustments for color, contrast, brightness & volume, for it's internal stereo speakers! A 1/4 x 20 Tripod socket & a tilt down stand for table top viewing. Inputs include: audio (L&R) and video on std 1/8" mini jacks. External 12VDC on std. barrel connector. Specifications: 5.6", TFT active matrix LCD with 76.8K Pixels, CCFL backlight with 270cd/m Luminance, 500mW audio output available on std. 1/8" jack. 12V@600mA powered, 50mV min. or std. line level audio input. Size: 6.4"W x 5.25"H x 2.2D" First quality. Pro model includes. A luggage quality, custom made, padded case, dual removable straps for shoulder and/or holding at waist level for hands free viewing. Built into the case is a 12V Gel Cell, rechargeable battery plus a complete set of A/V cables. AC power adapter, power switch & charger. GMTFT56-PRO \$344ea. GMTFT56 Display only \$299ea.



SECURE ON-LINE ORDERING, WWW.RESUNLTD4U.COM

CREDIT CARDS, COD, FAX: 603-644-7825, ORDER: 800-810-4070, TECH: 603-668-2499, 300 BEDFORD STREET, MANCHESTER, NH 03101

CIRCLE 246 ON FREE INFORMATION CARD

www.americanradiohistory.com

ALL ELECTRONICS CORPORATION


QUALITY Parts
FAST Shipping
DISCOUNT Pricing

CALL, WRITE, FAX
or E-MAIL For A
Free 96 Page
CATALOG.
Outside the U.S.A.
send \$3.00 postage.



12 VDC 2.5 Amp Switching Power Supply

Plug-in-wall regulated switching power supply. Ideal for cameras, scanners, cell phones, computers or any devices sensitive to power fluctuations. Input: 100 - 240 Vac. 6 foot output cord has a coax DC power plug (2.1mm id, 5.5mm od). Tip positive. Ferrite snap-bead for EMI suppression. Compact, 3.23" x 2.23" x 1.38" UL, CSA, CE. **CAT # PS-1225**




\$10.00
each

10 for \$9.25 each
100 for \$8.50 each

Modular CD Racks

Organize your CDs or CD ROMs with these high-impact, black plastic CD storage racks. Slots for 12 jewel cases. Each 12 CD module can inter-lock vertically and horizontally with other modules. Can be free-standing or wall mounted.



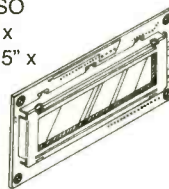
CAT# CDR-3

10 for \$17.50

\$2.00
each

16 Character X 2 Line LCD with Backlight

Daewoo # 16216L-5-VSO 5 x 7 dot format. 2.56" x 0.54" viewing area. 3.15" x 1.41" module size. LED backlight. Includes hook-up/spec sheet.



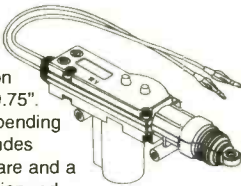
CAT # LCD-53

\$7.50
each

10 for \$6.50 each
100 for \$5.00 each

Linear Actuator for Auto Door Lock

12 Vdc motor-drive actuator for automotive door locks. Nylon plunger moves 0.75". Push or pull, depending on polarity. Includes mounting hardware and a 10" metal extension rod which fits through the hole in the end of the plunger. Overall dimensions of actuator assembly (retracted): 8.42" x 2.35" x 1.15". Rubber boot protects against moisture and dust. Pigtail leads.

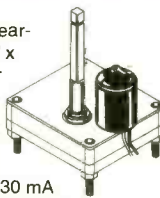


CAT # DLA-1

\$5.50
each

6 RPM Gear Motor

Moico # CHM-1205-5 Powerful 12 Vdc, 6 RPM gear-head motor. Gearbox is 3" x 2.75" x 0.83". Drive motor and shaft are both on the same side of the gearbox. Shaft is 3.3" long. Top of shaft is 0.37" square. Base is 0.5" dia. Motor draws 130 mA at 12 Vdc, no load. Motor protected by removable rubber cover.



CAT # DCM-164

\$12.00
each

ORDER TOLL FREE **1-800-826-5432**
Shop ON-LINE www.allelectronics.com

MAIL ORDERS TO:

ALL ELECTRONICS CORP.

P.O. BOX 567 • VAN NUYS, CA 91408-0567

FAX (818) 781-2653 • INFO (818) 904-0524

E-MAIL allcorp@allcorp.com

NO MINIMUM ORDER • All Orders Can Be Charged to Visa, Mastercard, American Express or Discover • Checks and Money Orders Accepted by Mail • Orders Delivered in the State of California must include California State Sales Tax • NO C.O.D • Shipping and Handling \$5.00 for the 48 Continental United States - ALL OTHERS including Alaska, Hawaii, P.R. and Canada Must Pay Full Shipping • Quantities Limited • Prices Subject to change without notice.

MANUFACTURERS - We Purchase EXCESS INVENTORIES... Call, Write, E-MAIL or Fax YOUR LIST.




READ / WRITE PC COMPATIBLE HARD DRIVE, PCMCIA, COMPAC

\$27 STAMP-DRIVE

OEM (1k) price, Eval Kit \$95

Inexpensive RS232 interface for Stamp, AVR, HC11, PIC, Z80, x86... any controller, big or small:


- up to 4 gigabyte capacity
- low power operation (5v 2ma)
- simple software commands
- baud rates up to 115.2kbps
- easy file transfer to/from PC
- control or datalogging apps



SINGLE CHIP COMPUTER!

\$1.99 OEM (1K) EVAL KIT (1) \$7.00

- Zero External Components
- Built-in BASIC / Assembly
- RS232 Program Download
- 1K flash, 64ee, 3irq, 2timers
- 15 I/O bits, A/D comparator
- 20mips, faster than pic/8051
- 20 pin DIP part #MV1200



NEW! 8K SUPER CHIP

Improved BTERP with 40 times the BASIC program capacity

- 40 pin DIP part #MV8515 - 32 I/O, 12 irq, 3 timers, bus
- 8K flash, 512 ee, 512 nvram - Watchdog with internal osc.

\$5.40 OEM (1k), Eval Kit \$19.00

ADC/DAC cards

8/12/16/18bit up to 32 channel for PC or SBC starting at \$14.20 oem

\$27 MINI PC



eval \$95, oem \$27 includes: DOS,3 ser,2par,rtc,nvram, built-in LED display,ISA bus, Keyboard and LCD interface COMPLETE!

Not a "core" or "engine". All utilities and tutorial included. Use Turbo C,Basic,MASM. 386 version \$42 oem \$195 eval

\$95 UNIVERSAL PROGRAMMER



FLASH,EPROM,NVRAM,EEPROM to 8meg (27080). Adapters for micros, PLCC, etc.. Parallel port version for notebooks. FAST and EASY TO USE.

PC SOLID STATE DISK



\$21 OEM (1k), EVAL \$75 FLASH,NVRAM,ROM 256K-16M DIP/PCMCIA

LCD VGA \$27



OEM (1k), eval \$95 640x480 controller use with PC or SBC

PC WATCHDOG!

NO MORE HANGUPS.. Reboots PC on hardware or software hangup.. oem \$21, eval \$75



WWW.STAR.NET/PEOPLE/~MVS

MVS Box 850
Merr.,NH 03054
(508) 792 9507



5yr Limited Warranty
Free Shipping
Mon-Fri 10-6 EST

CREDIT CARD COMPUTER

\$14.20 OEM (1000 pc.) price EVAL KIT (Oev 1) \$50

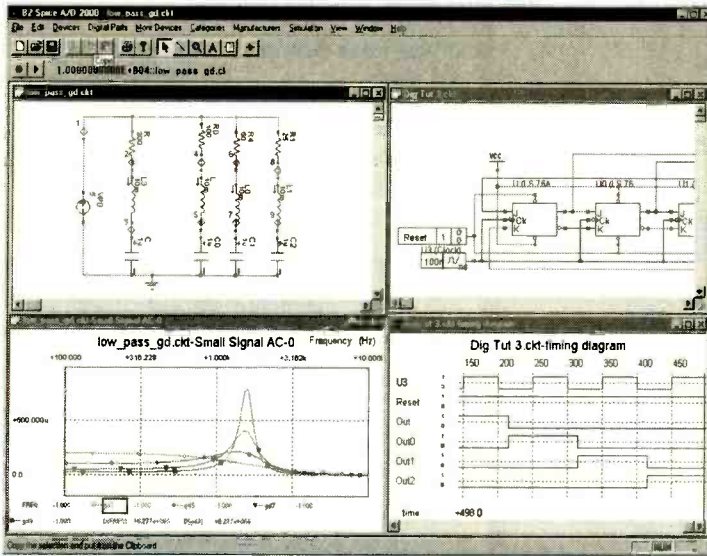
- Includes:
- serial and parallel
 - ISA/PC104 bus
 - 256kbit nvram
 - BASIC and ASSY
 - A to D converter
 - Calendar/Clock
- COMPLETE! No cables or power supply to buy.



B² Spice A/D 2000

\$299

Mixed-Mode Circuit Design



- ◆ Build complex circuits in minutes with our intuitive schematic editor.
- ◆ Turn any circuit into a functional part with just a few simple clicks.
- ◆ Interpret simulation results with customizable graphs.
- ◆ Find exactly the part you need from our database of 4500 parts.
- ◆ Run an interactive Digital Simulation and view signals in the Timing Diagram

Competitive Analysis

| Characteristics | B ² Spice A/D 2000 | EWB Multisim Personal |
|---|-------------------------------|-----------------------|
| PRICE | \$299 | \$399 |
| DC Operating point | X | X |
| DC Parameter Sweep | X | X |
| Temperature Sweep | X | - |
| Transient | X | X |
| Fourier | X | X |
| Parameterized transient | X | - |
| AC Analysis (freq sweep) | X | X |
| Parameterized AC Sweep | X | - |
| Pole Zero | X | - |
| Transfer function | X | - |
| DC Sensitivity | X | X |
| Distortion | X | X |
| Noise | X | X |
| DC Op. Pt. Monte Carlo | X | - |
| DC Sweep Monte Carlo | X | - |
| AC Monte Carlo | X | - |
| Transient Monte Carlo | X | - |
| Interactive, free running digital logic simulation. | X | - |

Visit our web site for a free trial.

\$99 Lite Version

Beige Bag Software • www.beigebag.com • 734.332.0487 • info@beigebag.com

CIRCLE 319 ON FREE INFORMATION CARD

Start A Career With High Wages, Excellent Benefits and Job Security!!

With UCANDO's extraordinary maintenance training programs you can quickly and easily enter a high paying field as a maintenance technician for a very small investment of time and money.



RC-M ONLY \$165 RC-M is a 15 hour training course on relay ladder logic systems. Includes a 5-part video and workbook. Great Value!

PLC-M ONLY \$198 PLC-M is a 32 hour training course on PLC systems. Includes (2) 4-part video's and workbook. This training is valuable.



HYD-M ONLY \$209 HYD-M is a 32 hour course on Fluid Dynamics. Includes (2) 4-part video's and workbook. This Module is a must.

SC-M ONLY \$215 SC-M is a 32 hour training course on AC & DC Servo Controllers. Includes (2) 4-part video's and workbook. Learn everything you need about AC and DC servo Control Systems.



Electronic Training Videos: Basic Electronics, Digital Electronics, TV Repair, LASER and Fiber Optic training videos available at very affordable prices starting at **Only \$35.00 each.**

For information or to place an order call:

1-800-678-6113

www.ucando-corp.com

UCANDO VCR Educational Products Corp., Greenville, OH

Test Equipment

From \$99.00



ATC modules provide for affordable pc based testing
DSO, DVM, Spectrum Analyzer, Data Logging
O-Scope Ip and O-Scope II Single and dual channels
Serial a protocol analyzer software package
DFA 5 low cost differential amplifier

Standalone digital oscilloscopes from HiRel and TPI

Pico Technology LTD leads in low cost pc based modules for test and data logging. Units to 100MSPS. 8 to 16 bits, 1 to 22 channels. Environmental monitoring. Science education with DRDAQ. Pricing from \$99

Allison Technology Corporation

2006 Finney Vallet Rd. Rosenberg, TX 77471

PH: 800-980-9806 or 281-239-8500, FAX 281-239-8006

http://www.atcweb.com atc@atcweb.com

Network Service Tool Set

Popular installation and service tools for networks, modems and telephones. All hand tools are professional heavy duty type.

Use the compact tester on 10BASE-T (UTP & STP), thin Ethernet (BNC), 8-position Token Ring, AT&T 258A and EIA/TIA 568A/B. Automatically scans cables for continuity, wiring sequence and polarization. Tests STP cable ground. Testing installed cables is easy with Remote Terminator and gender changers (UTP and BNC). 9V battery included.

- Coax Stripping Tool, RG-58 & RG-59
- BNC Crimping Tool, RG-58 & RG-59
- Modular Cutting/Stripping/Crimping Tool (4, 6 & 8-Position)
- Multi-Network Cable Tester
- AC Receptacle Tester
- Cable Cutter

Order No. 55625 \$197.00




PC Service Tool Set

Contains all tools needed to troubleshoot & service IBM-compatible PCs. Set includes:

- AMI Diagnostic Software
- POST Card
- Logic Probe
- Digital Multi-Meter
- AC Receptacle Tester
- Serial Adapter
- Serial & Parallel Loopback Connectors
- DIP IC Puller
- PLCC IC Puller
- Grounding Wrist Strap
- Key Top Puller

Order No. 55000 \$198.00



PC Diagnostic Tool Set

- AMI Diagnostic Software
- POST Card

Order No. 55555 \$89.00

Network Installation Tool Set

- Network Tool Set 55625 without the Multi-Network Cable Tester.

Order No. 55600 \$99.00

Call for your FREE Catalog

Graymark®

P.O. Box 2015 Tustin, CA 92781
http://www.labvolt.com

CALL TODAY!

800-854-7393



CIRCLE 212 ON FREE INFORMATION CARD

The Standard for checking Capacitors in-circuit



Good enough to be the choice of Panasonic, Pioneer, NBC, ABC, Ford, JVC, NASA and thousands of independent service technicians.

Inexpensive enough to pay for itself in just one day's repairs. At \$179, it's affordable.

And with a 60 day trial period, satisfaction guaranteed or money-back policy, the only thing you can lose is all the time you're currently spending on trying to repair all those dogs you've given up on.

CapAnalyzer 88A

Available at your distributor, or call 561-487-6103

Electronic Design Specialists

Locate shorted or leaky components or conditions to the exact spot in-circuit

Still cutting up the pcb, and unsoldering every part trying to guess at where the short is?

\$179



Your DVM shows the same shorted reading all along the pcb trace. LeakSeeker 82B has the resolution to find the defective component. Touch pads along the trace, and LeakSeeker beeps highest in pitch at the defect's pad. Now you can locate a shorted part only a quarter of an inch away from a good part. Short can be from 0 to 150 ohms

LeakSeeker 82B

www.eds-inc.com

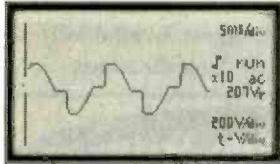
Electronics made easy & affordable **velleman**

NEW

PERSONALSCOPE™

HP55


The Velleman **PERSONAL SCOPE™** is a portable fully-functional *oscilloscope*. At the cost of a good multimeter it gives you the best possible *value for the money*. The **PERSONAL SCOPE™** provides you with the **high sensitivity** (down to 5mV/div) often missing in higher or similarly priced units. Together with the other scope functions it makes this the ideal tool for students, hobbyists and professionals.



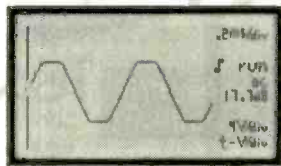
AC MAINS (e.g. phase control)



DIGITAL SIGNALS (e.g. pulse train)



TV AND VIDEO (e.g. composite video signal)



AUDIO SIGNALS (e.g. amplifier output clipping level)



\$199.95

Probe not included

SPECIFICATIONS:

- Maximum sample rate: 5MHz
- Input amplifier bandwidth: 1MHz (-3dB at 1V/div setting, 1 Mohm // 20pF (standard probe)
- Vertical resolution: 8 bit (6 bit on LCD)
- LCD Graphics: 64 x 128 pixels
- dBm measurements: From -73dB tot +40dB (up to 60dB with X10 probe) ±0.5dB
- True rms AC measurement: 0.1mV to 80V (400Vrms with X10 probe) 2.5% accuracy
- Time base: 20s to 2µs / div in 22 steps
- Input sensitivity range: 5mV to 20V/div in 12 steps (up to 200V/div with X10 probe)
- Supply voltage: 9VDC / min 300mA adapter
- Batteries (in option): Alkaline type AA (5 pcs required)
NiCd/NiMH rechargeable
- Battery life: Up to 20 hours with Alkaline batteries
- Safety: Meets IEC1010-1 600V CATII, pollution degree 1
- Dimensions: 105 x 220 x 35mm (4.13"x7.95"x1.38")
- Weight: 395g (1.4oz.) (excl. batteries)



OPTIONS:

- Insulated measurement probe x1 / x10: PROBE605
- Adaptor for 110VAC: PS905USA



SERVICE & DEVELOPMENT



CAR DIAGNOSTICS



AUDIO TROUBLE SHOOTING

velleman

7415 Whitehall Street Suite 117
 Fort Worth, TX 76118
 (817) 284-7785 F : (817) 284-7712
 www.velleman-kit.com email : velleman@earthlink.net

Questions ? Contact us for a list of US distributors or to get your **FREE** catalogue

CIRCLE 275 ON FREE INFORMATION CARD

New and Pre-Owned Test Equipment

New Equipment Specials

SIMCHECKTM Hse PLUS - Module Tester

- Tests SIMMs/168 pin DIMMs
- Identifies Module properties
- Stand alone/portable
- Built-in Serial Interface

Only \$1,995.00

AVCOM PSA-37D - Spectrum Analyzer

Satellite Downlink - Installation - Maintenance & Service

- Band 1: 10 - 1750 MHz
- Line or Battery Powered
- Band 2: 3.7 - 4.2 GHz
- Built-in DC Block & Power for LNA/LNB's
- Carrying Case Included

Only \$2,395.00

Instek GOS-6103 - Analog Oscilloscope

- 100 MHz Bandwidth
- Time Base Auto-range
- 2 Channel, High Sensitivity
- Includes Two Probes
- Trigger Signal Output
- 2 Year Warranty
- Cursor Readout

Only \$899.00

Leader LF 941 - CATV Signal Level Meter

- ✓ TV/CATV Coverage from 46 - 870 MHz
- ✓ Video/Audio Carrier Measurements

Only \$489.00

Fluke 87 IV - Digital Multimeter

- ✓ Basic DC Accuracy of 0.025% at 50,000 Count
- ✓ True-RMS AC, AC+DC, dBm, & dBV

Only \$319.00

Pre-Owned Oscilloscope Specials

| | | | |
|---------------|------|---------|----------|
| B+K Precision | 1466 | 10 MHz | \$185.00 |
| Tektronix | 465 | 100 MHz | \$599.00 |
| Tektronix | 465B | 100 MHz | \$729.00 |
| Tektronix | 475 | 200 MHz | \$829.00 |
| Tektronix | 475A | 250 MHz | \$999.00 |

- Professionally Refurbished
- Aligned & Calibrated to Original Specifications
- The Industry Standard of Oscilloscopes
- 1 Year Warranty - The Longest Available!!!
- See Website for Complete Specifications

See us on the Web!

www.testequipmentdepot.com

We Buy Surplus
Test Equipment

Test Equipment Depot

A FOTRONIC CORPORATION COMPANY

99 Washington St. Melrose, MA 02176

(781) 665-1400 • FAX (781) 665-0780

e-mail: sales@testequipmentdepot.com

(1-800-996-3837)



TOLL FREE 1-800-99-METER

CIRCLE 322 ON FREE INFORMATION CARD

RF Data Modules

AM Transmitter



- Sub Miniature module
- SAW Controlled
- No adjustable components
- Low current - 2.5mA
- Supply 2.5-12Vdc
- 418MHz or 433MHz
- Range up to 300ft
- CMOS/TTL data input
- 7 x 11 x 4mm !

AM-TX1-xxx \$12.60

AM Receiver



- Compact Hybrid Module
- Very stable
- CMOS/TTL output
- Patented Laser Trimmed
- 5Vdc, 0.8mA (HRR6)
- 2kHz data rate
- Sensitivity -105dBm
- 38 x 12 x 2 mm

AM-HRR6-xxx... \$16.33

FM Transceiver



- Only 23 x 33 x 11mm
- Up to 40,000bps data rate
- Up to 450ft. range.
- 5V operation
- 418MHz or 433MHz FM
- 5V CMOS logic interface
- Fast 1mS enable
- Power saving feature
- Carrier Detect output

BiM-xxx-F \$87.36

RS232 Transceiver



- 3wire RS232 interface
- 19.2Kbps half duplex
- 418MHz or 433MHz FM
- 7.5-15Vdc, 20mA
- TX/RX Status LED's
- Up to 400ft. range
- 1/4 wave ant. on board
- User data packetizing
- 58 x 40 x 15mm

CYPHERNET \$139.30

AM Transmitter



- Range up to 250ft.
- SAW controlled stability
- Wide supply range 2-14V
- CMOS/TTL input
- Low current, 4mA typ.
- Up to 4kHz data rate
- Small: 17 x 11mm

AM-RT5-xxx \$12.10



ABACOM
TECHNOLOGIES



tel: (416)236 3858
fax: (416)236 8866
www.abacom-tech.com
MasterCard / VISA

Coil Design and
Construction
Manual



YOU CAN WIND YOUR OWN COILS?

There's no trick to it except knowing what you are doing. In a unique, 106-page book you can become expert in winding RF, IF, audio and power coils, chokes and transformers. Practically every type of coil is discussed and necessary calculations are given

with the mathematical data simplified for use by anyone. Get your copy today!

Mail coupon to:

Electronics Technology Today, Inc.
P.O. Box 240 • Massapequa Park, NY 11762-0240

Please send me my copy of *Coil Design and Construction Manual* (BP160). I enclose a check or money order for \$8.99 to cover the book's cost and shipping-and-handling expenses. NY state residents must add local sales tax.

Name _____

Address _____

City _____ State _____ ZIP _____

All orders must be paid in U.S. funds only. Sorry, no orders accepted outside of USA and Canada. Please allow 6-8 weeks for delivery.

ET06

Wireless Video - Remote Video - Micro Cameras

Camera/Receiver Package
GFP-5005 \$249.95

- 1-Transmitting Camera • 1-Receiver
- 2-Patch antenna's • 2-Powers supplies
- 1-RCA Cable • 1-Mounting Bracket

COLOR SYSTEM!



Wireless Transmitter / Receiver


Transmit Video / Audio from:

- Surveillance Camera
- Digital Video Disc
- Laser Disc Player
- Satellite Receiver
- Wireless Cable
- A/V Receiver
- Camcorder
- Stereo Audio
- CD Player
- Cable TV
- VCR

WR-2400 Wireless Receiver \$129.95

WT-2400 Wireless Transmitter \$129.95

Back of Transmitter & Receiver is Identical.



Wireless 2.4GHz Color & B/W Cameras

Our popular pinhole camera now comes with built-in video transmitter. Connects to 9V battery and will operate up to 6 hours!

370 lines of resolution

NAT-9 Color \$289.95
 NAT-5 B/W \$249.95

WORKS WITH OUR 2.4GHZ RECEIVERS



MB-1250HRP - \$149.95
 Hi Res Pinhole Color Camera

MB-1250P - \$99.95
 Low-Res Pinhole Color Cam

MB-1250HRV - \$199.95
 High-Res Vari-Focal 4-8mm Color Camera

MB-1150CX - \$299.95
 High Res C-Mount Color Camera
 470 TV Lines

MB-750U - \$89.95
 B/W CCD Camera

MB-750P - \$89.95
 Pinhole B/W CCD Camera

MB-750UX - \$119.95
 C-Mount B/W CCD Camera

MB-850UX - \$209.95
 High Res C-Mount B/W Camera
 570 TV Lines
 Auto Iris Capabilities



Bullet Cameras

LP-850W
 B/W Camera
 400 Resolution
 Length: 1.8"
 Diameter: 1.4"
 Built-in infrared illuminators.
 Camera can see in the dark!
 \$169.95

WP-300C
 Color Camera
 400 Resolution
 Length: 2.6"
 Diameter: .785"
 Weatherproof
 \$229.95




Remote Video Server

View Up To Six Live Camera Locations on Your PC!

NETVID-6x6M
 (Includes software)

NETVID-6x6M SERVER...WORKS 3 WAYS!

1. Over standard phone line / ISDN / DSL / T1 / LAN
2. Internet using Internet Explorer or Netscape Navigator.
3. PC - LAN/Network. PC remote software allows user to dial directly into NETVID-6x6M Server from any location!
 Includes Software & Modem. Cameras are Not Included.



5.6" Monitor

5.6" Color TFT LCD Monitor
 with Carrying Case

- Rechargeable Battery
- Audio Capabilities
- Handy Carrying Case
- Brightness/Contrast/Color Controls
- Shoulder Strap
- Waist Belt

\$429.95




www.polarisusa.com Free Polaris Video Catalog 800-752-3571
 Polaris Industries 470 Armour Dr. Atlanta GA 30324 • FAX 404-872-1038 Tech: 404-872-0722
 CIRCLE 228 ON FREE INFORMATION CARD

IT'S NOT WORTH THE WEIGHT.

For better health and fitness, exercise.

American Heart Association



© 1992, American Heart Association

January 2001, Poptronics



Cable TV Remotes Blow-Out Sale

We carry all models

| | | |
|--------|--------|--------|
| 10pc. | 50pc. | 100pc. |
| \$3.75 | \$3.50 | \$3.25 |

| | | |
|--------|--------|--------|
| 300pc. | 500pc. | 1kpc. |
| \$3.00 | \$2.75 | \$2.50 |

Rebellion-3 125ch. Converter

| | | |
|---------|---------|---------|
| 12pc. | 50pc. | 100pc. |
| \$50.00 | \$48.00 | \$46.00 |

Globaltech 1-(800)-582-5116

View Our On-Line Display Catalog at:
www.globaltechdistributors.com

TOP SECRET !

Hacking • Cracking • Satellite • Cable • Phreaking • Micros
GameBoy I/O • Smart Cards • Emulation • Hardware • Tools

Plus More! Visit us on the web!

Books & CD's:

| | |
|--|---------|
| Hackers Anarchy Cook Book 2000 | \$39.95 |
| The Hack & Crack Bible Vol.2 | \$39.95 |
| Hackers Gold CD Vol.1 | \$29.00 |
| Secrets of Dish Network Vol.1 | \$49.95 |
| DSS Secrets Vol.4 Book & CD | \$49.95 |
| Cable Test Devices Source Code & Plans | \$79.00 |
| PSX Secrets w/ MODCHIP Source Code | \$69.95 |
| The Ultimate Phreaking Guide | \$39.95 |
| Emulator Heaven CD | \$49.95 |
| Game Boy I/O - Servos/Relays/Sensors | \$49.95 |

Hardware:

| | |
|--|---------|
| PIC, Scenix, Atmel Programmer Complete ... | \$99.00 |
| ISO 7816 Smart Card Programmer | \$59.95 |
| Smart Cards (from) | \$ 6.95 |
| Prototyping Boards PIC & Scenix | \$ 9.95 |

VISA • Master Card • American Express

To Order Call 1-800-773-6698

Send Money orders to: Worldwyde.Com,
33523 Eight Mile Rd #A3-261, Livonia, MI 48152
Visit us online <http://www.worldwyde.com>

PIC MICRO TOOLS



Easy Solderless Prototyping!
On board RS-232, In Circuit
Programming. No cable or chip
swapping! Fully Documented.
Starting at Only \$39.95



ISP PRO Programmer
PIC - Scenix - Atmel - I2C - SPI
In Circuit or on board. The only
programmer you'll ever have to
buy! Only \$59.95



Program PIC's in BASIC!
Pic n' Basic Compiler \$89.95
Pic n' Basic PRO Compiler \$149.95
Includes Windows IDE with ISP PRO
programmer software built in FREE!

Combo Deal - Pic'n' Basic, ISP PRO, 1802
Solderless Proto Board and PIC16F84 plus
cables and power supply all for only \$179.95

Join our online PIC forums tons
of information and help Free!

VISA • Master Card • American Express
To Order Call 1-248-426-8344 Basic Micro
33523 Eight Mile Rd #A3-261, Livonia, MI 48152
Visit us online <http://www.basicmicro.com>

Low Cost PICmicro Tools

New! PIC-XI
Experimenter/
Lab Board


\$49.95 to \$199.95



EPIC Pocket PICmicro
Programmer - \$59.95

Program PICmicros in BASIC!
PicBasic Compiler - \$99.95
PicBasic Pro Compiler - \$249.95

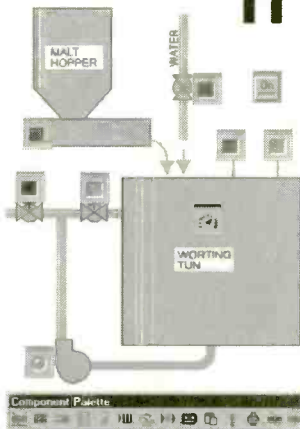
PICProto Boards make
prototyping with PICmicros
easy - \$8.95 to \$19.95



microEngineering Labs, Inc.

Box 7532 Colorado Springs CO 80933
(719) 520-5323 fax (719) 520-1867
<http://www.melabs.com>

CONTROL IT



Intec Automation Inc.
www.microcommander.com

Hack & Crack Bible II and CD-ROM

Includes all Software, Documentation!

Learn the secrets of:

- Software Serial numbers
- Timed Trial Versions
- Learn how the Pro's do it!
- Step-by-Step Guide
- The only "How to" guide!

Only
\$39.95

Hack & Crack Gold CD

Get thousands of cracks
by the worlds best crackers
to crack the protection schemes
of thousands of programs
Includes tutorial libraries that
is a crackers dream come true!

Only
\$29.95

VISA • Master Card • American Express
To order, call Worldwyde @ 1-800-773-6698
33523 Eight Mile Rd #A3-261, Livonia, MI 48152
Visit us on the web at www.worldwyde.com

PIC Programmer Kits

Super Value!

\$16.95
+S&H \$4.95

The P16PRO can
program up to 40
pin PICs including
the popular 16F84 &
12C508 • Needs software (extra
\$20) • Available assembled or start-

ing from \$16.95 for the kit.

See www.electronics123.com for more info!

The PICALL programmer can also program Atmel AVR's
in addition to the PICs it can program • Free soft-
ware • PICALL programmer kit at \$69.95

See www.electronics123.com for more info!

Video Camera module Code:BB004

CMOS Camera Module, Black &
White, Size: 0.63"x0.63"x0.59"H.
Lens: f4.9, F2.8, EIA 320Hz/240V,
0.6" DIL Package, 5 pins. Pin 3 is 1V p-p compos-
ite video (75 ohm) to monitor. \$36 + \$5 S&H

Running Lights kit

Add \$6 for 8 triacs
to drive light bulbs

8 LEDs with 10 push button selectable patterns. 8
speed levels! 80 combinations! \$16 + \$5 S&H

To I Free: 1-888-54-3749 (USA & Canada)

Tel: (330) 549-3726. Request a FREE catalog or visit us
at: www.electronics123.com for more products.
Amazon Electronics, Box 21 Columbiana OH 44408

spyoutlet.com

Countersurveillance - Electronic Devices

Purchase your video cameras from
one of the largest importers
in the U.S.

- NEW Underwater Bullet Cameras
- Spy Pinhole Cameras starting at \$79.00
- Wireless Video • Voice Changer
- Micro Recorders • Shotgun Mic
- Locksmithing • Bug & Phone Tap
Detectors • Phone Call Register
- UV Pens & Powder • Realtime
Telephone Recording Systems:

12 Hour \$125.00 • GPS Vehicle Tracking
System (nationwide)
And much more

www.spyoutlet.com

Printed Catalog send \$5.00

SPY OUTLET 2468 NIA. FALLS BLVD
TONAWANDA NY 14150 (716) 695-8660

Press-n-Peel Transfer Film PC Boards in Minutes

8.5" x 11" Shts.
* Or Photocopy
**Use standard
household iron

1. LaserPrint*
2. Press On**
3. Peel Off
4. Etch



Use Standard Copper Clad Board
20 Shts \$30/ 40 Shts \$50/ 100 Shts \$100
Visa/MC/PO/CK/MO \$4 S&H/Foreign Add \$7

Techniks Inc.

P.O. Box 463, Ringoes NJ 08551

ph. 908.788.8249 fax 908.788.8837

www.techniks.com

Visit Our E-Store On-Line!

SMART CARDS

Complete system! Program your own smart card applications in easy to use BASIC!



- Security Systems
- Time Cards
- Emulation
- Access Control - Home, Auto
- Robotics Programming
- DATA Security

Tool Kit comes complete with:

- SmartCard Programmer
- Developer Software Package
- User Manual in printed form
- 3 Blank Smart Cards

Complete system for only \$79.95

We accept
VISA • MasterCard • American Express

To Order Call 1-800-773-6698 Worldwyde Com,
33523 Eight Mile Rd #A3-261, Livonia, MI 48152
Visit us online <http://www.worldwyde.com>

OWN A MACHINE SHOP!

Do it yourself!

No more waiting to have parts or repairs done.

- Easy to use—Free training.
- You'll be doing quality work right away.
- Affordable—Six models starting at \$995.
- Versatile—Work metal—and wood or plastic.
- CNC adaptable



"I can fix most anything. Now I don't know how I lived without it. It paid for itself in no time."

Enjoy the freedom & cost savings of owning a benchtop machine shop.

FREE Info Pak



CALL TODAY!
1-800-345-6342 or write **Smithy**
Dept. PE001 PO Box 1517
Ann Arbor, MI 48106-1517
Guaranteed to pay its own way

Visit us at www.smithy.com

CABLE SECRETS!!!

Build your OWN cable box "test" devices!

Why pay \$100.00 or more for a "test" device that someone else made? Make your own! Includes complete source code and plans for the most commonly used cable boxes. *Unlock all of the channels on your box!*

Or start your own lucrative business!
Complete source code \$79.95
Code for individual boxes \$29.95

DSS SECRETS — Vol. 2

Step-by-step instructions on programming your own DSS access card. *Unlock all channels on your own card!* This is the most current information on the market! Includes software, plans, and hardware sources. Book & CD-ROM.
DSS Secrets Vol. 2 \$49.95

VISA • MasterCard • American Express

To order, call Worldwyde @ **1-800-773-6698**
33523 Eight Mile Rd. #A3-261 • Livonia, MI 48152
Visit us on the web at www.worldwyde.com

SCINTILLATING!

Who Are You? The Encyclopedia of Personal Identification. Insider information directly from the FBI and Customs, top graphic artists, offshore attorneys, master thieves, and professional sharks. *Who Are You?* details ID theft schemes (and prevention), how to create great documents on a home computer, get a new driver's license (suspension? No problem!), open offshore or US bank accounts w/o an SS number, acquire the world's best ID, second passports, phony credit cards, read vehicle tags, much, much more. Sources, sites, suppliers, tips, tricks and techniques. 352 pages \$44.95.

Covert Catalog 2000 The latest, hands-on source guide for law enforcement goodies, electronic surveillance, covert video, counter measures, entry equipment, weapons, tracking systems, computer surveillance, and more. Exact ordering info from suppliers in 13 nations! 220 Pages. \$39.95.

ORDER BOTH BOOKS — SUBTRACT \$10!!

Intelligence Here
404 N. Mt. Shasta Blvd.
Mt. Shasta, CA 96067
Order by Phone: 530-222-7567
www.intelligencehere.com

Add \$6.00 (priority shipping). CA residents add 8% tax



THE Video King



Removes Distortion
Improves Color, Tint & Old Video
Creates & Restores Inverted Video
Works with PAL & NTSC Formats
Perfect for Video Duplication

R.C. Distributing Co. Phone (219) 233-3053 Fax (219) 289-1566
www.rcdistributing.com

Consumertronics



P.O. Box 23097
ABQ, NM 87192
505-321-1034 505-321-1033
FREE ONLINE CATALOG

www.tsc-global.com

Hi-Tech Survival: Books, Software,
SPECIAL PROJECTS on Electronics,
Computers, Internet, Phones, Energy,
Security, Financial, Medical, Cars,
Jobs, Physical Survival, Improvised
Hacking, Unexplained Phenomena
In business 25+ years!
Hardcopy Catalog: \$3 US/Canada, else \$7

Introducing Robotics with Lego® Mindstorms™

For Robot Lovers. Shows how to build a variety of increasingly sophisticated computer-controlled robots using the brilliant Lego mindstorms Robotic Invention System (RIS). Covers the fundamental building techniques needed to construct strong and efficient robots. Explains to the reader how robot control programs may be simply constructed on their PC screens.

Detailed building instructions are provided for all the robots featured. 270 pages, 7 1/2 x 10 5/7 in. \$19.99.

Plus \$2.45 shipping In U.S. Order from CLAGGK Inc., P.O. Box 12162, Hauppauge, NY 11788



PIC PROJECTS Book & CD-ROM

Many PIC Projects for Beginners & Experts!
Includes Software, Documentation, and PCB Layout

- LCDs
- X10 — Home Automation
- Keypads
- Serial Port Interface
- On-Screen Displays
- Robotics
- Data Logging
- Serial-Parallel
- And Many More!

Book & CD Only \$24.95

PIC Programmer

Programs all PIC16C55x/6x/7x/8x/9x, PIC16F8x, and PIC12C devices. Optional ZIF adapters for SOIC & PLCC. Includes all necessary software. Only \$39.95

Buy Both for \$59.95

We accept
VISA • MasterCard • American Express
To order, call Worldwyde @ **1-800-773-6698**
21365 Randall Street • Farmington Hills, MI 48336
Visit us on the web at www.worldwyde.com/pic

10Hr Phone Recorder \$69

Records both sides of conversation automatically

Telephone Scrambler \$159 ea. or 2 for \$149 ea.
Secure phone conversations with this high tech "rolling code" scrambler. Thousands of codes. Easy connection. Requires one at each end.

Voice Changer Phone \$99
Disguise your voice with this phone. 16 Pitches. Make your voice deeper or higher. Men can sound like a woman. Easy to use.

5 Hr. Phone Recorder Touch-tone decoder \$159
Records both sides of conversation including phone numbers dialed

Phone Information Recorder \$169
Records both sides of conversation along with the number dialed. Records name and number of callers (requires Caller ID service.)

PC Telephone Recorder \$119
Use your PC to record phone calls. Windows 95, Sound Blaster compatible sound card 48k or higher PC required

Phone Tap detector \$159
Protect your phone against phone taps, eaves droppers and RF bugs.

Mini Bug Detector up to 2Ghz \$119
Detects RF "bugs", Video Transmitters and wireless microphones from 5MHz to 2 GHz. LED Bargraph and Audible alarm

VISA • MC • Money Orders • US & Canada Only

NO CHECKS • NO COD • Add \$6.95 S/H

www.mscelectronics.com

MSC Electronics
PO BOX 461 Jessup, MD 20794
(301) 497-1600
FAX (301) 497-1925





CONITEC

Best for HIGH PERFORMANCE fieldwork

One Pocket Sized Tool Does It All
 A universal multi-programmer combining performance, flexibility and room for expansion. Optimal for use in the field. Small enough to fit in your pocket, it will output to a wide array of devices

Fast, Versatile Field Programmer
 Programs 8-bit and 16-bit EPROMs, EE-PROMs, Zero Power RAM's, Flash, Serial EEPROMs / GAL, PALCE, ATF/87xxx, 89xxx, PIC12/16/17Cxx / All DIL devices without adapter / Lightning fast parallel data transfer (e.g. 27C512 read/compare 2 sec!)

With Expanding Output Capability
 Independent power supply with rechargeable battery / Uses PC printer port / Hex, JEDEC, and binary file formats / Hex & fuse-map buffer editor / Split & shuffle for 8-bit, 16-bit and 32-bit targets / Runs under Win3.1, 95, 98, NT / "Remote Control" by DDE scripts / Designed for the future with flexible pin driver technology / new devices added every month / Device list, demo software and lifetime free updates from our website

GALEP III / cable, batt. and recharger... \$333.00
 PLCC adapt. / 8-bit EPROMs / 16-bit EPROMs / GALS each \$149.00

GALEP-III
Pocket Multiprogrammer

ONLINE ORDERS: WWW.CONITEC.COM

CONITEC DATA SYSTEMS - 1951 4th Avenue, Suite 301 - San Diego, CA 92101 - Tel: 619-702-4420

CLASSIFIEDS

BUSINESS OPPORTUNITIES

\$400 WEEKLY ASSEMBLING electronic circuit boards/products from home. For FREE information send SASE: Home Assembly-PT Box 216 New Britain, CT 06050-0216.

CABLE TV

CABLE TV Descramblers. One-piece units. Scientific Atlanta, Jerrold, Pioneer, and others. Lowest Prices Around. **Precision Electronics** Houston, TX. Anytime. 1-888-691-4610

ROCK BOTTOM...DEALER...DISCOUNTS!! 125ch. VISION MASTER PLUS. "DECODE'S EVERYTHING PERMANETLY". TEST CHIPS & ACTIVATORS 1-888-675-3687—201-386-1145.

Cable Notch Filters. \$16.00 each. 100 @ \$7.00 each. Largest Supplier. **We Now Have Universal Cable Boxes \$195.00 each.** Interent www.gofilters.com call 800-684-0527.

CB-SCANNERS

CB Radio Modifications! Frequencies, kits, high-performance accessories, books, plans, repairs, amps, 10-Meter conversions. The best since 1976! Catalog \$3. **CBCI**, Box 1898P, Monterey, CA 93942. www.cbciintl.com

COMPUTER SOFTWARE

Underground Informational CDROMs. Computer/satellite/cable/phone secrets, free energy, mind machines, health, cool electronics projects etc. <http://www.hi-techstuff.com>

PLANS-KITS-SCHEMATICS

AM Tube Radio Kits. TRF and Superhets. Visit our website at www.ghostmoon.bigstep.com

SATELLITE EQUIPMENT

FREE Satellite TV Buyer's Guide. Best Products - Lowest Prices - Fastest Service! Dish Network, DirectTV, C/Ku-band, including 4DTV. Parts- Upgrades - Accessories! **SKYVISION** - 800-543-3025. International 218-739-5231. www.skyvision.com

SECURITY

DSC SECURITY Systems and surveillance camera equipment. Do it yourself and SAVE. Camera's, Monitors, VCR's, Motion Detectors, Glassbreak Detectors, Control Panel's, Sirens, Contacts, more. www.a1security.com

Do it Yourself Security Products. CCTV, Lens, Time Lapse Recorder's and repair. www.TREESTONE.com

TEST EQUIPMENT

Browse our Web site and check out the "Monthly Special". **TDL Technology, Inc.** www.zianet.com/tld

www.poptronics.com

EZ-EP DEVICE PROGRAMMER - \$169.95

Check Web!! -- www.m2l.com

Fast - Programs 27C010 in 23 seconds
Portable - Connects to PC Parallel Port
Versatile - Programs 2716-080 plus EE and Flash (28F,29C) to 32 pins
Inexpensive - Best for less than \$200

- Correct implementation of manufacturer algorithms for fast, reliable programming
- Easy to use menu based software has binary editor, read, verify, copy, etc. Free updates via bbs or web page
- Full over current detection on all device power supplies protects against bad chips and reverse insertion
- Broad support for additional devices using adapters listed below

Available Adapters

| | |
|-------------------------------|---------|
| EP-PIC (16C5x,61,62x,71,84) | \$49.95 |
| EP-PIC64 (62-5,72-4) | \$39.95 |
| EP-PIC12 (12C50x) | \$39.95 |
| EP-PIC17 (17C4x) | \$45.95 |
| EP-51 (8751 C51) | \$39.95 |
| EP-11E (68HC11 E/A) | \$59.95 |
| EP-11D (68HC711D3) | \$39.95 |
| EP-16 16bit 40 pin EPROMs | \$49.95 |
| EP-28 (Z86E02, 3, 4, 6, 7, 8) | \$39.95 |
| EP-SE2 (93x, 24x, 25x 85x) | \$39.95 |
| EP-750 (87C750, 1, 2) | \$59.95 |
| EP-PEEL (CT22x10 18v8) | \$49.95 |
| EP-105 (189C, 051, 2051) | \$39.95 |
| EP-PLCC (PLCC EPROMs) | \$49.95 |
| EP-SOIC (SOIC EPROMs) | \$49.95 |

Many Other Adapters Available

M²L Electronics
 970/259-0555 Fax: 970/259-0777
 250 CR 218 Durango CO 81301
 CO orders add 7% sales tax
<http://www.m2l.com>

Get your copy of the CRYSTAL SET HANDBOOK

Go back to antiquity and build the radios that your grandfather built. Build the "Quaker Oats" type rig, wind coils that work and make it look like the 1920's! Only \$10.95 plus \$4.00 for shipping and handling. **Clagg Inc., PO Box 12162, Hauppauge, NY 11788, USA** Funds ONLY! USA and Canada—no foreign orders. Allow 6-8 weeks for delivery. MA01

FCC License Preparation

RADIOTELEPHONE LICENSE
 Electronics Tech, Avionics, Marine & Radar
Homestudy—Fast-Fasy & inexpensive.
 Manuals-Audio-Video-pcdisks-Q&As
Guarantee Pass-see at www.wptfcc.com
 Details-800-800-7555, WPT Publications
 4701 NE 47ST, Vancouver, WA, 98661

BUY BONDS

SUPPORTS DEVICES TO 32 MEG

EPROM+

A device programming system for design, repair and experimentation

- EXCEPTIONAL POWER FOR THE PRO
- EASY-TO-USE FOR THE NOVICE
- INCLUDES STEP-BY-STEP TUTORIAL

Here's what you get: A rugged, portable programming unit including the power pack and printer port cable both of which store inside the case. A real printed user and technical manual which includes schematic diagrams for the programming unit plus diagrams for all technology family adapters.* Comprehensive, easy-to-use software which is specifically designed to run under DOS, Windows 3.1, 95 and 98 on any speed machine. The software has features which let you READ, PROGRAM, COPY and COMPARE plus much more. You have full access to your system's disk including LOADING and SAVING chip data plus automatic processing of INTEL HEX, MOTOROLA S-RECORD and BINARY files. For detailed work the system software provides a full screen buffer editor including a comprehensive bit and byte tool kit with more than 20 functions.

Broad device support: FIRST GENERATION EPROMS (2708, TMS2716*, 25XX) SECOND GENERATION EPROMS (2716-28C080), 40 AND 42 PIN EPROMS* (27C1024-27C160) FLASH EPROMS (28F,29C,29EE,29F), EEPROMS (2816-28C010), NVRAMS (12XX,X2210/12) 8 PIN SERIAL EEPROMS* (24, 25, 85, 93, 95, 80011A) PLUS ERI400/M58657* AND ER5901 BIPOLAR PROMS* (72S/82S), FPGA CONFIGURATORS (17CXXX) MICROCONTROLLERS* (874X, 875X, 87C5XX, 87C75X, 89C5X) ATMEL MICROS* (8-40) PIN 89C051, 89SXXX (AVR) 90SXXX PIC MICROS* 8, 16, 28, 40 PIN (12CXXX-16CXXX, 16FXX, 17C) MOTOROLA MICROS* (68705P/L2/R3, 68HC705, 68HC711)

\$289

*REQUIRES SWAP-IN ADAPTER (ORDER FACTORY DIRECT OR BUILD YOURSELF) \$5.00 SHIPPING + \$5.00 C.O.D. 1 YEAR WARRANTY - 30 DAY MONEY BACK GUARANTEE VISA*MASTERCARD*AMEX

ANDROMEDA RESEARCH, P.O. BOX 222, MILFORD, OH 45150
 (513) 831-9708 FAX (513) 831-7562 website - www.arlabs.com

One tree can make 3,000,000 matches.

One match can burn 3,000,000 trees.

Gernsback Publications, Inc.

275-G Marcus Blvd. Hauppauge NY 11788

POPTRONICS®

CLASSIFIED ADVERTISING ORDER FORM

Advertiser Information

Name _____

Company _____

Street Address _____

City/State/Zip _____

Telephone () _____

Signature (required on all orders) _____

Payment Information

Charge my:

Master Card Visa Discover

Account No. _____

Exp. Date _____

- Full payment enclosed. Prepayment discounts offered for multiple insertions (except on credit card orders).
 Payment for first insertion enclose; additional payments will be made prior to closing dates. Prepayment discounts not available.

Do you want any special options? (where available)

- Boldface Type* Add 25% for entire ad Screened Background – Add 30%
 Special Heading – Add \$35.00

The first word of your ad and your name will be printed in boldface caps, at no additional charge. For individual boldface words, add .50¢ each.

In what month(s) would you like your ad to run?

Entire year for publications selected above.

Jan. Feb. Mar. Apr. May. June July Aug. Sep. Oct. Nov. Dec.

Here's how to calculate the cost of your Regular or Expanded-Ad Classified:

Rate X Numbers of Words + Rate for Boldface + Rate for Screened Background = Cost per Insertion X Number of Months = Cost

| Magazine | Rate | x | Number of Words (min. 15) | + | Boldface (add 25%) | + | Screened Background (add 30%) | = | Cost Per Insertion | x | Number of Months | = | Cost |
|----------|-------|---|---------------------------|---|--------------------|---|-------------------------------|---|--------------------|---|------------------|---|-------|
| _____ | _____ | x | _____ | + | _____ | + | _____ | = | _____ | x | _____ | = | _____ |

Rates:

\$3.50 per word

Minimum 15 Words

Here's how to calculate the total cost of your advertising:

Prepayment Discount:

(Full payment must accompany order, not applicable on credit card orders)

Prepay for 6 insertions in one magazine, 5% 12 insertions in one magazine, 10%

| | |
|--------------------------|-------|
| Subtotal | _____ |
| Less Prepayment Discount | _____ |
| TOTAL COST \$ | _____ |

Please use a separate piece of paper to write your copy, or for any special instructions you may have.

HAVE A QUESTION? CALL: 1-631-592-6720 ext. 206

Fax signed orders with credit card information to : (631) 592-6723

GPI895

ADVERTISING INDEX

Poptronics does not assume any responsibility for errors that may appear in the index below.

| Free Information Number | Page | Free Information Number | Page |
|--|---------|--------------------------------------|---------|
| - Abacom | .92 | - Intuitive Circuits, LLC | .82 |
| 215 All Electronics | .87 | 309 IVEX Design | .83 |
| - Allison Technology | .89 | - Lynxmotion | .67 |
| - Amazon Electronics | .94 | - M ² L Electronics | .96 |
| 315 American Eagle Publications ... | .70 | 160 MCM Electronics | .81 |
| - Andromeda Research | .96 | 323 Mendelsons | .74 |
| - Arrow Technologies | .74 | 296 Merrimack Valley Systems | .88 |
| 295 AVEN Tools | .69 | - microEngineering Labs | .94 |
| - Big Bang Electronics | .73 | - Modern Electronics | .82 |
| 319 Beige Bag Software | .89 | - Mondo-tronics | .85 |
| - Bsoft Software, Inc. | .70 | 205 Mouser Electronics | .67 |
| 290 C&S Sales, Inc. | .78 | - MSC Electronics | .95 |
| 283 CadSoft, Inc. | .15 | - Pioneer Hill Software | .74 |
| - CCTV Outlet | .76 | 228 Polaris Industries | .93 |
| 233 Circuit Specialists | .CV2 | 219 Prairie Digital | .71 |
| - CLAGGK, Inc. | .CV3, 8 | - RC Distributing Co. | .95 |
| 320 Cleveland Inst. of Electronics ... | .75 | 263 Ramsey Electronics | .80 |
| 321 Command Productions | .84 | 246 Resources Unlimited | .86 |
| - Conitec Data Systems | .96 | - Saelig Co., LLC | .84 |
| - Consumertronics | .95 | - Securetek | .86 |
| 316 Dalbani | .72 | - Scott Edwards Electronics | .84 |
| - Davis Instruments | .74 | - Smarthome.com | .67 |
| - EDE Spy Outlet | .94 | - Smithy Company | .95 |
| 210 Electronic Design Specialists ... | .90 | - Square 1 Electronics | .82 |
| - Electronic Tech. Today | .30, 92 | - Suburban Electronics | .71 |
| 130 Electronic Workbench | .CV4 | - Techniks | .94 |
| - EMAC Inc. | .86 | - Technological Arts | .82 |
| - Engineering Express | .71 | 322 Test Equipment Depot | .92 |
| - Fair Radio Sales | .85 | 217 Tie Pie Engineering | .76 |
| - Fort777.com | .68 | 242 Timeline | .70 |
| - Globaltech Distributors | .94 | - UCANDO Videos | .89 |
| 282 Grantham College of Eng. | .66 | 275 Velleman | .91 |
| 212 Graymark International | .90 | - Vision Electronics | .85 |
| 220 Information Unlimited | .72 | 224 Visitect, Inc. | .77 |
| - Intec Automation | .94 | 140 Wittig Technology | .7 |
| - Intelligence Here | .95 | - World Wyde | .94, 95 |
| - Intronics | .85 | | |

ADVERTISING SALES OFFICES

Gernsback Publications, Inc.
275-G Marcus Blvd.
Hauppauge, NY 11788
Tel. 631-592-6720
Fax: 631-592-6723

Larry Steckler
 Publisher (ext. 201)
 e-mail: advertising@gernsback.com

Adria Coren
 Vice President (ext. 208)

Ken Coren
 Vice-President (ext. 267)

Marie Falcon
 Advertising Director (ext. 206)

Adria Coren
 Credit Manager (ext. 208)

For Advertising ONLY EAST/SOUTHEAST

Marie Falcon
 275-G Marcus Blvd.
 Hauppauge, NY 11788
 Tel. 631-592-6720 x206
 Fax: 631-592-6723
 e-mail: mfalcon@gernsback.com

MIDWEST/Texas/Arkansas/ Oklahoma


Ralph Bergen
 One Northfield Plaza, Suite 300
 Northfield, IL 60093-1214
 Tel. 847-559-0555
 Fax: 847-559-0562
 e-mail: bergenrj@aol.com

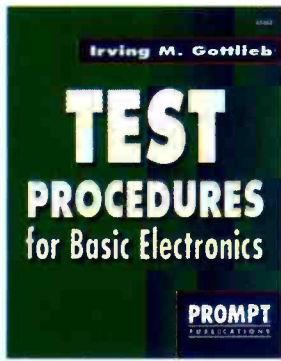
PACIFIC COAST

Megan Mitchell
 9072 Lawton Pine Avenue
 Las Vegas, NV 89129-7044
 Tel. 702-240-0184
 Fax: 702-838-6924
 e-mail: mmitchell@gernsback.com


**Subscription/
Customer Service/
Order Entry**
 Tel. 800-827-0383
 7:30 AM - 8:30 PM CST

www.poptronics.com

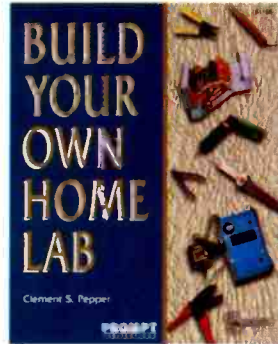




Test Procedures for Basic Electronics. #61063. -- \$19.95
Many useful tests and measurements are covered. They are reinforced by the appropriate basic principles. Examples of test and measurement setups are given to make concepts more practical. 7 3/8 x 9 1/4", 356 pp, paperback.




Oscillator Circuits and Projects. #61111. -- \$24.95
A Textbook and project book for those who want to know more about oscillator circuits. You can build and enjoy the informative and entertaining projects detailed in this book. Complete information is presented in an easy-to-follow manner. 7 3/8 x 9 1/4", 249 pp, paperback.




Build Your Own Home Lab. #61108 -- \$29.95
Learn how to assemble an efficient working home lab, and how to make it pay its own way. Includes projects for making your own test instruments too. 7 3/8 x 9 1/4", 249 pp, paperback.


Troubleshooting and Repair Guide to TV. #61146. -- \$34.95
Repairing and troubleshooting a TV is very simple and economical with help from the information in this book. It is the most complete and up-to-date TV repair book available, with tips on how to handle the newest circuits. 8 1/2 x 11", 263 pp, paperback.



Complete VCR Troubleshooting and Repair. #61102. -- \$34.95
Though VCRs are complex, you don't need complex tools or test equipment to repair them. This book contains sound troubleshooting procedures that guide you through every task. 8 1/2 x 11", 184 pp, paperback.




Computer Monitor Troubleshooting and Repair. #61100. -- \$34.95
This book can save you the money and hassle of computer monitor repair by showing you how to fix it yourself. Tools, test instruments, how to find and solve problems are all detailed. 8 1/2 x 11", 308 pp, paperback.



Complete Camcorder Troubleshooting and Repair. #61105. -- \$34.95
Learn everything you need to know about the upkeep and repair of video camcorders. Start by examining camcorder troubleshooting procedures, then move into more advanced repair techniques. 8 1/2 x 11", 208 pp, paperback.

Joe Carr's Circuit Toolkit. #61181. -- \$29.95
Easy-to-build, useful circuits from Carr's workbench to you. They will spark new ideas in your day-to-day use of circuits and help solve frustrating problems. 256 pp, paperback. Contact Jim Surface.



Please circle the products you would like to buy on the page above, calculate the total cost, include shipping charges, using in the form below and send it to us. Please allow 4 - 6 weeks for standard delivery.


Name: _____
Address: _____
Zip: _____ Telephone: _____
I have enclosed my check for \$: _____
Signature: _____

Please charge my credit card for \$: _____ Number: _____

Card Type: _____ Expiration Date: _____
Mastercard, Visa or Discover only

Note: The delivery address and the address at which the credit card is registered must be the same.

Clagg Inc.
PO Box 12162
Hauppauge, NY 11788
Tel: 631-592-6720
Fax: 631-592-6723
email: claggk@gersback.com



SORRY No orders accepted outside of USA & Canada No. of Books Ordered

SHIPPING CHARGES IN USA.
CANADA ADD \$5.00
1 Book \$ 5.00
2 Books 8.00
each add'l book 3.00
2 Day UPS \$10.00 extra
Next Day UPS \$20.00 extra

Total price of books.....\$.....
Shipping (see chart).....\$.....
Subtotal.....\$.....
Sales Tax (NYS only).....\$.....
Amount Enclosed.....\$.....

All payments must be in U.S. funds! CL04

The world's most popular electronics simulation software just got better! **WHY settle for second best?**

***FREE**

Virtual Lab with Poptronics Circuits

Check out the circuits from recent issues, including this month's! Tweak the circuits and see the instruments respond instantly.

Download the Multisim demo with pre-built Poptronics circuits from www.electronicworkbench.com/poptronics

BEST PRODUCT! BEST PRICE!

Electronics Workbench is recognized around the globe for developing highly advanced, yet easy-to-use electronics software. Over 150,000 users tell us that they have completed projects using Electronics Workbench in less time than it takes to even install other programs.

And now we've just released Version 6.2! If you've never tried electronics simulation, this is your chance - you can now have your very own virtual lab! Work on your own or create circuits together with others across the country - live on the internet. Start with the **FREE** Electronics Workbench/Poptronics demo and then take advantage of this best price ever when you buy. Tried other products? You owe it to yourself to experience what only the market leader can offer - there is no comparison. And if you own earlier versions of Electronics Workbench, call us now for upgrade pricing starting at just **\$149!**

Multisim Highlights

- ▶ Advanced schematic capture
- ▶ Intuitive auto & manual wiring (no toggle)
- ▶ Change circuits while simulating
- ▶ Mixed-mode SPICE analog/digital simulation
- ▶ Built-in symbol and component editor
- ▶ Parts organized into bins (no alpha lists)

Don't settle for a program that has less than:

- ▶ 6,000 parts in component database
- ▶ 9 virtual instruments & 8 powerful analyses
- ▶ Interactive design on the Internet
- ▶ OLE integration with Excel/MathCAD

multisim V6.2

Schematic Capture & Simulation

~~\$399~~ **\$299**

ultiBOARD

Powerful PCB Layout

~~\$399~~ **\$299**

or get **BOTH** products for **\$498**

Limited Time Offer
BEST price ever!

Ultiboard Highlights

- ▶ Powerful & easy-to-use PCB layout & editing
- ▶ Reroute while move (full rubberbanding)
- ▶ Built-in autorouter
- ▶ Real-time design rule check
- ▶ Automatic net highlighting (selective)
- ▶ Density histograms/placement vectors

Don't settle for a program that has less than:

- ▶ 3,000+ library of footprint shapes
- ▶ Capability for boards of any shape, up to 50"x50"
- ▶ 32 layers support
- ▶ 1 nanometer internal resolution

To order, or to find out why our products are the most popular in the industry, call **1-800-263-5552** or visit www.electronicworkbench.com (**FREE** demo available)



Electronics
WORKBENCH