

Virtual Lab – Real Results

Intuitive schematic capture

*Fast, accurate analog/
digital simulation*

Full-featured pcb layout

Built-in autorouting

CircuitMaker 2000 provides all the tools necessary to quickly and easily design circuits, test them in the real world and generate prototype boards – the complete virtual electronics lab solution.

With all the features you'd expect from a professional design system – plus exceptional ease-of-use, you'll spend less time learning and more time designing.

Available in both standard and professional editions, CircuitMaker 2000 gives you full design capability at a price that is simply unmatched by the competition.

CircuitMaker²⁰⁰⁰
the virtual electronics lab™

Intuitive schematic capture
Fast, accurate analog/digital simulation
Full-featured PCB layout
Built-in autorouting

FROM
\$395

New License Price

Upgrade from \$95

*Comprehensive educational and computer-based
training packages also available*


CircuitMaker²⁰⁰⁰

the virtual electronics lab™

Call your local CircuitMaker sales & support
center on **800 419-4242**

or visit www.circuitmaker.com

Contact us for your Free
CircuitMaker 2000 brochure



CircuitMaker

the virtual electronics lab™

CircuitMaker and CircuitMaker 2000 are registered trademarks of Protel International limited.

CIRCLE 133 ON FREE INFORMATION CARD
www.americanradiohistory.com

Poptronics®

THE MAGAZINE FOR THE HANDS-ON ELECTRONICS ACTIVIST!

FEATURES

25 A TALKING TOY-TRAIN STATION

Sound and animation have been a part of toy trains since the technology advanced far enough to make such enhancements possible. Unfortunately, the early attempts, while very effective, were not always practical. Here's a way to update an American Flyer concept from its pre-WWII record format ("Daddy, what's a 'record'?") to modern solid-state voice-recording-and-playback chips.

—Dennis Eichenberg



27 INSIDE A FURBY

Who would have thought that a simple electronic toy that does little more than act "cute" (or annoy as the case may be) would take the world by storm? That's just what the Furbys have done. You can get them in a range of colors and special editions. Come with us as we peel back the fur and expose their secret inner workings.—Julian Edgar

32 THE GAME ENHANCER

Don't you hate finding out that board games are frequently dull and boring compared to the television game shows that spawned them? If you're the "MC" in a game, how can you make a fair judgement call as to who raised their hand/shouted out/squeezed their "clicker" first? The GameEnhancer takes the guesswork out when determining who goes first—and includes programmable background songs you can code yourself. What's more, it makes a great PIC programmer as well!—Steve Henry

PRODUCT REVIEWS

7 GIZMO®

PlayStation 2, MP3 player, MP3 carrying case, underwater camera system, flat-panel monitor/TV, handheld personal two-way communicator, Microsoft games, satellite dish for RVs, and a color eBook.

AND MORE

2	Editorial
3	Letters
12	New Literature
61	New Gear

DEPARTMENTS

5 PEAK COMPUTING

Ted Needleman sheds some light on optical-drive upgrades.

10 NET WATCH

Chris Lamorte gets root privileges as he shows you how to get a top-level domain of your own.

13 SURVEYING THE DIGITAL DOMAIN

Scrap your PC for a Net Appliance or replace it with the "latest and greatest?" Reid Goldsborough gazes into the next millenium of computing and reports his opinions on the matter.

21 PROTOTYPE

Off-the-shelf supercomputer clusters, next-generation planetary rovers, back-up warning devices, self-synchronizing pendulums, and piracy-resistant digital-video systems.

46 Q&A

Michael Covington serves up a cornucopia of solutions to some of our readers' "real stumpers."

49 AMAZING SCIENCE

John Iovine plays with "the world's smartest metal."

53 ROBOTICS WORKSHOP

Instead of stumbling around in the dark, let Gordon McComb show you how to add collision-avoidance and detection circuits to your robot.

57 BASIC CIRCUITRY

Charles Rakes combines last month's alarm circuits into a full-fledged security system. Download the circuits from www.electronicsworkbench.com/poptronics and test them on a "virtual workbench."

65	Poptronics Shopper
100	Advertising Index
100A	Free Information Card

Poptronics (ISSN 1526-3681) Published monthly by Gernsback Publications, Inc. 275-G Marcus Blvd., Hauppauge, NY 11788. Second-Class postage paid at Hauppauge, NY and at additional mailing offices. One-year, twelve issues, subscription rate U.S. and possessions \$24.99, Canada \$33.15 (includes G.S.T. Canadian Goods and Services Tax Registration No. R125166280), all other countries \$33.99. Subscription orders payable in U.S. funds only, International Postal Money Order or check drawn on a U.S. bank. U.S. single copy price \$4.99. Copyright 2000 by Gernsback Publications, Inc. All rights reserved. Hands-on Electronics and Gizmo trademarks are registered in U.S. and Canada by Gernsback Publications, Inc. Poptronics trademark is registered in U.S. and Canada by Poptronix, Inc. and is licensed to Gernsback Publications, Inc. Printed in U.S.A.

Postmaster: Please send address changes to Poptronics, Subscription Dept., P.O. Box 459, Mount Morris, IL 61054-7629.

A stamped self-addressed envelope must accompany all submitted manuscripts and/or artwork or photographs if their return is desired should they be rejected. We disclaim any responsibility for the loss or damage of manuscripts and/or artwork or photographs while in our possession or otherwise.

As a service to readers, Poptronics publishes available plans or information relating to newsworthy products, techniques, and scientific and technological developments. Because of possible variances in the quality and condition of materials and workmanship used by readers, Poptronics disclaims any responsibility for the safe and proper functioning of reader-built projects based upon or from plans or information published in this magazine.

Larry Steckler, EHF, CET,
editor-in-chief and publisher

EDITORIAL DEPARTMENT

Joseph Suda, managing editor
Evelyn Rose, assistant editor
Nancy Serenita, editorial assistant

CONTRIBUTING EDITORS

Joe Black
Michael A. Covington, N4TMI
Reid Goldsborough
Sam Goldwasser
John Iovine
Chris LaMorte
Gordon McComb
Ted Needleman
Charles D. Rakes
Teri Scaduto

PRODUCTION DEPARTMENT

Ken Coren, production director
Kathy Campbell, production manager
Michele L. Musé, prepress specialist

ART DEPARTMENT

Russell C. Truelson, art director
Michele L. Musé, graphic artist

CIRCULATION DEPARTMENT

Gina Giuliano, circulation manager

REPRINT DEPARTMENT

Nancy Serenita, Reprint Bookstore

BUSINESS AND EDITORIAL OFFICES

Gernsback Publications, Inc.
275-G Marcus Blvd.
Hauppauge, NY 11788
631-592-6720
Fax: 631-592-6723

President: Larry Steckler
Vice-President: Adria Coren
Vice-President: Ken Coren

SUBSCRIPTION CUSTOMER SERVICE/ ORDER ENTRY

800-827-0383
7:30 AM - 8:30 PM EST

Advertising Sales Offices
listed on page 100

Cover by Michele Lyn Musé

VISIT US ON THE INTERNET AT:
www.gernsback.com

Since some of the equipment and circuitry described in POPTRONICS may relate to or be covered by U.S. patents, POPTRONICS disclaims any liability for the infringement of such patents by the making, using, or selling of such equipment or circuitry, and suggests that anyone interested in such projects consult a patent attorney.

<mailto:popeditor@gernsback.com>

TEOTMAWKI

Well, we made it to the end of another millennium. No second Ice Age, no natural disaster, no cataclysm, no apocalyptic war. The planets still follow their orbits, and the Earth's tilt is still about 23½°. All in all, it hasn't been the best of years for the doom-sayers.

Personally, I'll take "dull and boring" any day!

Isn't it amazing how time flies? Why, it just seems like it was only 12 months ago we were celebrating the end of a millennium, and here we are doing it again. Were we in a rush to get the hoopla over with, or was it just a "dress rehearsal" for the real thing?

Oddly enough, we—as a society—seemed to get the century-change date right in the past. What's so different about today? What makes the 20th Century so special that we're so desperate to condemn it to the dustbin of the past, we wanted to shorten it to 99 years?

Odder still is that most people seem afraid of the future; they desperately cling to the past. This is like a strange variation of the "Jekyll-and-Hyde" syndrome: we can't get ahead fast enough, yet we have an overwhelming need to stay in one place. No matter how we try to meet the demands of both goals, we end up with a "les-stalt:" the result is less than the sum of the parts, and very unsatisfying.

There's nothing wrong with the past. The past is the foundation upon which we build our future—for ourselves, our children, and our children's children. Many important lessons are available from our mistakes—and our successes as well. While we may enjoy reminiscing over what has gone before, we shouldn't dwell on it. Think of the past as taking a dip in a swimming pool. It's refreshing, relaxing, and a joy to savor...but I wouldn't want to *live* in a swimming pool. Would you?

Of course, there's also the "Good Ol' Days" mentality. Were they really that good? Think long and hard on that one: serial killers, gas shortages, recessions, depressions, assassinations, living with the threat of annihilation—real or imagined. Those are just a few highlights of the 20th Century's worst offerings. Of course, every downside can be counterbalanced with a positive accomplishment. Memory can be very selective. Don't just pick the good memories and gloss over the bad ones. Make sure that the past is a package deal.

It's "The End Of The Millenium As We Know It." The best is yet to come. We don't have much choice in the matter: God's Universe keeps carrying us into the future every minute of the day.



Joseph Suda
Managing Editor

"Unreal" Real Networks Dialogue

I greatly enjoy your magazine, and I think that home networking is a worthwhile topic. However, the subject of networking is sufficiently complicated that it can not easily be covered in a couple of pages. As a result, there were a few important errors and omissions in the "Computer Bits" column, entitled "Real Networks, Real Quick" by Ted Needleman (Poptronics, October 2000):

1. The article says that the networking kits include 25 cables. That should say "25-foot-long cables."

2. The most glaring technical mistake was the discussion about the difference between hubs and switches, which basically got the technology backwards.

Switches are the technically superior solution. Much like a telephone central office (CO) allows multiple phone calls to occur simultaneously (conceptually a big matrix switch), a network switch does the same thing. As such, switches increase network bandwidth by allowing multiple communications to occur at the same time. I recommend the nearly 500-page book *Switching Technology in the Local Area Network* by Mathias Hein and David Griffiths, which goes into enormous details about this technology.

3. The article suggests that program (file) sharing is a great use of a home LAN. It is, but once you hook the LAN up to the Internet, you have a huge new set of security issues. This problem should have been greatly stressed. In addition, the local cable company recommends the software firewall *Black ICE* as a way to protect computers from the threats of the Internet.

Of course, I also recommend cryptography to protect any sensitive files.

TONY PATTI
Editor & Publisher
Cryptosystems Journal
Holland, PA

Tony Patti is correct; I did have hubs and switches backwards. Nice catch. He is also correct about the security issues in attaching a network to a high-bandwidth connection without a firewall.

Unfortunately, I'm one of those poor souls who can't get a connection to the Net that runs faster than 28K at best, so I don't always think in Broadband terms. Also, because of the length constraints in these columns, I just can't cover all of the relevant bases.

Black ICE is a neat product, and there are other such products available from Norton and McAfee. Anybody who is considering *Black ICE* and is also thinking of upgrading to Windows ME will need a new version of the firewall.

Thanks, Tony, for catching the errors and for bringing up the very relevant firewall issue.

TED NEEDLEMAN

Klondike Cell Always Gets His Call

In reference to the "Buying Cell-Phone Services" ("Net Watch," August, 2000), your Canadian readers might be interested to

know there's a similar consumer Web site service in Canada allowing you to compare cell-phone plans and ensure you're on the best plan for your money and needs. The Web site is www.comparecellular.com.

AL KILBURN
via e-mail

[Note: Mr. Kilburn is president of comparecellular.com]

Buying Cell Phone Services

I just tried to locate cell phone plans using point.com and decide.com, as discussed in your August 2000 "Net Watch" column. There seems to be a slight problem.

Neither site recognizes an area

nearer to me than Dallas (70 miles) or OK City (150 miles). Cellular is available here; contractors use it in my driveway every day.

I can go ten miles east to Bonham, TX and buy service at Wal-Mart or RadioShack; I can go 20 miles west to Sherman/Denison, TX and pick from six vendors without even opening the phone book. The above sites appear to be skimming the easy sales and ignoring those for whom shopping on the Internet can be a real help.

GEORGE PHILLIPS
via e-mail

Sorry that the sites did not help you with your search. You may be correct about them skimming the best markets, but there was no way to check various individual locations at these sites. That's why we value input from our readers.

JOE BLACK

CMOS IC LAYOUT, CONCEPTS, METHODOLOGIES, AND TOOLS



CMOS IC Layout, is designed to train technicians and circuit designers on the practical layout of CMOS ICs. This book includes basic methodologies, review of basic electrical rules and how they apply, design rules, IC planning, detailed checklists for design review, specific layout design flows, specialized block design, interconnect design, and also additional information on design limitations due to production requirements.

The book also includes:

- A Practical, hands-on approach to CMOS layout theory and design
- Training materials engineers and technicians need to stay current in circuit design technology
- Coverage of manufacturing processes and their effect on layout and design decisions
- Sections on database management, project scheduling, layout audits, and chip finishing

2000, Paperback w/ CD-Rom, 304 pgs., 0-7506-7194-7, \$49.95

Five Ways to Order within North America:

- On-line: www.newnespress.com
- Call: 1-800-366-2665 or 781-904-2500
- Fax: 1-800-446-6520 or 781-933-6333
- E-Mail: orders@bhusa.com
- Mail: Newnes Press, 225 Wildwood Avenue, Woburn, MA 01801



Newnes
An imprint of Butterworth-Heinemann

NA08

It's Not Just For Cats Anymore

What a super article in the August issue on the ScatCat! This is exactly what I need for my two cats (Jockey and Straps) and my Jack Russell terrier (Pika) to keep them away from those "forbidden zones" around the house. If it takes sounding an alarm to do so, then the ScatCat it is!

This issue of **Poptronics** was full of great information, and I will be taking this issue and a few back issues with me to New Zealand. Who knows what else I might learn by reading your magazines on that long flight down under.

PAUL DALE ROBERTS

via e-mail

Complete URLs

In a recent "Letters" column (**Poptronics**, May 2000), you requested info about browsers that don't require a complete URL. Netscape, at least up to 3.01, didn't require anything more than the middle part of a ".com" address (using CTRL+I). I think that Internet Explorer, up to version 4, worked the same way.

Due to some unsuspecting "newbies" and some clever domain names, people typed in perfectly clean names and got a pornography site instead! I think that factor and others have convinced Netscape and Microsoft to require a complete URL name.

Some compensation is attempted in, for instance, Netscape, who wants to become a "gateway" to the Internet. If the .com is registered in Netscape's

database, then the complete URL isn't required. Netscape will take you there, with a generous helping of Netscape advertising.

I wish some shareware guru would release a Java program to reconstitute the CTRL-I functionality!!

PHILLIP MILKS

via e-mail

We use Lynx on our Solaris machines at work, and FSU uses them on AIX. Neither of them require the protocol prefix for Web browsing. I also came across a version of Mosaic for the Amiga that does not require it.

ALAN W. RATELIFF, II

via e-mail

In the "Letters" column (**Poptronics**, May 2000), the second letter contains an error in the reply. The reply states "... on a Unix-based mainframe that supplies the text-based Lynx browser for Web access; that software requires the http:// prefix." I would ask that you have that system's administrator get a more modern version of Lynx. Ever since I can remember, Lynx does not (and never has) required the http:// prefix in its operation.

Now, I will admit that I have been using Unix-type systems (with Lynx) for about 3-4 years now so I can not answer prior to that time.

The most recent version of Lynx may be downloaded from the Internet at lynx.browser.org.

KEEP IN TOUCH

We appreciate letters from our readers. Comments, suggestions, questions, bouquets, or brickbats ... we want to hear from you and find out what you like and what you dislike. If there are projects you want to see or articles you want to submit—we want to know about them. And now there are more ways than ever to contact us at **Poptronics**.

You can write via snail mail to:

Letters

Poptronics

275-G Marcus Blvd.

Hauppauge, NY 11788

Please note the above address is the snail-mail way to get the quickest response. Some readers send letters to our subscription address, and although the mail is forwarded to our editorial offices, it does increase the time it takes to answer or publish your letters.

The e-mail address can be found at the top of the column.

Of course, e-mail is fast.

Check your favorite columns, too. All of our columnists can be reached through the e-mail addresses at the head of each column.

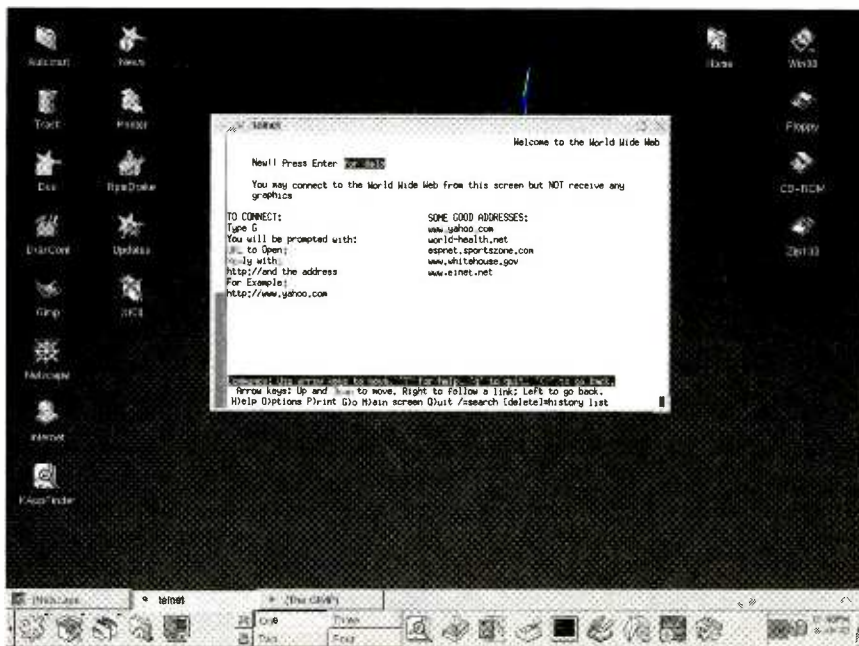
And don't forget to visit our Web site: www.gernsback.com.

RON GAGE

Saginaw, MI

[Be that as it may, the shell account that I used quite specifically said to insert the prefix. What's more, it complained if you didn't follow the instructions to the letter. Note the screen capture to the left. For those that don't understand, a shell account gives you the right to dial into a specific machine and use it as a proxy to access other networks—like the Internet. You don't have control over the proxy machine. In fact, a text-only shell account has all of the look, feel, and charm of a 1980s bulletin-board system (BBS).

In terms of upgrading, my only recourse would be to plead with the system administrator. This particular account is through my local public library, in cooperation with several other area libraries and school districts. I don't expect it to be maintained to state-of-the-art revisions of the software. Besides, I haven't used the shell feature of the account for a couple of years. It's free, you get what you pay for. —Editor.



A Panoply of Optical-Drive Upgrades

If it's been a while since you investigated upgrades for that creaking old CD-ROM drive in either your desktop or your laptop, you're in for a pleasant surprise. In the past few months, a bevy of new optical drives were introduced that made it easier than ever to get more "oomph" for your optical-storage needs.

One of the more frequent upgrades is to replace or supplement an existing IDE-based CD-ROM drive with a DVD drive. Either operation is a snap to do, but you need to set the Master/Slave jumpers at the back of both drives correctly. Generally, you want the faster drive to be the Master; the slower drive on the same data cable will be the slave. If you have a fairly new CD-ROM drive—capable of perhaps a 40X maximum read speed—you may want to keep it, and leave it as the Master drive.

THE CHAIN'S WEAK LINK

Most of the newest DVD drives offer a fast read speed on standard CD-ROM discs. One example is Acer Peripherals' 1640A model. With a retail price of about \$180, the 1640A offers a 16X DVD speed and a claimed 40X CD-ROM maximum read speed. Actually, the way CD-ROM and DVD drives measure their read speeds is somewhat misleading. A 1X DVD is twice the data-transfer rate of a 1X CD-ROM. Therefore, a 16X DVD drive should



The Evergreen Technologies fireLINE IEEE-1394 CD-RW can interface via a PC Card or an add-in PCI card like this one from Belkin.

really be equivalent to a 32X CD-ROM. For some reason, most of the new 16X DVD drives actually squeeze out a bit more read performance when they are reading CD-ROM discs and are therefore rated at 40X for this operation.

DVD media is read at 1X speed regardless of the drive's rated speed. A moderately large buffer, such as the 1640A's 512K, is more important in determining whether the drive will be subject to skips, hesitations, artifacting, or aliasing; none of those drawbacks were observed in testing this drive. Also important is the system that is using the DVD drive. Unless you buy a fairly expensive upgrade kit that also includes a

hardware decoder board, the actual decoding of the DVD's MPEG-2 files is done by the DVD player utility included with the drive or your video card.

If your PC is an older one—say, less powerful than a 300-MHz Pentium II—there might be noticeable lags as the software decoding struggles to keep up with the drive's data stream. Our tests were conducted with a 600-MHz Micron Pentium III desktop and a 500-MHz Pentium III-equipped Compaq Presario 1600XL laptop.

The Acer Peripherals 1640 comes with the necessary mounting hardware, cables, and a CD-ROM with a CyberLink's PowerDVD player



Can you tell the difference? The Acer drive on the left is strictly a DVD drive, while the Afreey drive on the right is both a DVD drive and CD-RW burner in a single package.

and PowerPlayer utilities. Our review unit also included a diskette with DOS drivers, so the drive can be used as a CD-ROM reader under DOS.

HIGHER-END UNITS

The second internal IDE drive that we tested was Afreey's RW9060A. At a \$329 suggested retail, this drive was almost twice the price of the Acer Peripherals 1640A. Aside from the price differential, the Afreey RW9060A is the perfect choice for an optical-drive upgrade, because it provides both a DVD player and a CD-RW drive in a single package. As a DVD drive, the Afreey drive offers 4X DVD performance and includes PowerDVD to do the MPEG-2 decoding.

DVD reading and CD-R/RW burning require lasers with different wavelengths; the RW9060A covers that need with two read/write lasers. The second laser lets the Afreey drive burn CD-Rs at up to 6X speeds and rewrite CD-RWs at up to 4X. Afreey provides Adaptec's Easy CD Creator 3.5c for burning CD-Rs, and the DirectCD 2.5 packet-writing software for CD-RW rewriting. As with the DVD-only Acer drive, we found the Afreey delivered excellent DVD playback performance. It also lived up to its speed claims on writing both CD-Rs and CD-RWs.

ADD, DON'T REPLACE

If you already have a DVD drive or are interested in just adding a CD-RW drive, here's a report on two easy-to-add external CD-RW

drives. One of the newest and hottest external drives is the \$299 Evergreen Technologies' fireLINE IEEE-1394 CD-RW. Unlike the two internal IDE drives discussed before, Evergreen Technologies' drive can be used with both PCs and Apple's Macintosh line. The drive uses the IEEE-1394 (or FireWire) interface that has been available on Apple's systems for some time, but is only starting to show up on PCs now.

Obviously, to use the fireLINE drive, your PC or laptop has to have an IEEE-1394 interface. An increasing number of laptops are adding this interface; all Sony VAIO desktops and some Compaq Presario desktops provide this interface as standard.

If your PC doesn't have one, it's easy to add. Evergreen Technologies sent us its PC Card adapter, which simply plugs into a laptop's PCMCIA card slot. We also tested the drive with a PCI card adapter from Belkin Components that we installed in our Micron desktop. Both worked flawlessly. The fireLINE drive is moderately fast: It can burn CD-Rs at 6X and rewrite at 4X. Standard CD-ROMs are read at a maximum speed of 32X, which is fast enough for most any multimedia task.

If you want drive portability,



The Backpack CD-rewriter drive from Micro Solutions is an external drive that can connect to your PC or laptop using a parallel-port cable or through a USB interface.

consider this external drive: the latest "Backpack CD-rewriter" from Micro Solutions. This \$269 drive is not as fast as some of the other CD-RW drives on the market, writing both CD-Rs and CD-RWs at 4X and reading CD-ROM discs at 24X. It is, however, affordable and easy to connect to most any PC. The drive comes with both a parallel-port cable to plug into a PC's or laptop's printer port and special USB cable that has a parallel-port connector on one end (connecting to the CD-rewriter) and a USB connector on the other end.

In the interest of full disclosure, we have a smaller "Backpack Bantam" CD-rewriter that we move between the few systems that don't have a CD-R or CD-RW drive. It gets a tremendous amount of use (and abuse), and we'd kill before we'd lend it out. With its dual parallel-port/USB connectivity, however, the new Backpack CD-rewriter may just take its place.

MAKE YOUR CHOICE

We've just scratched the surface with the quartet of drives presented here. If you're looking for an optical-drive upgrade, you will uncover a dozen or more possibilities in a short trip to a local computer superstore. Moreover, with the great selection of full-featured drives now available, it will be hard to make a bad choice. P

SOURCE INFORMATION

Acer Peripherals America
2641 Orchard Pkwy.
Bldg. 3
San Jose, CA 95134
800-379-2237
www.acerperipherals.com

Afreey, Inc.
48511 Warm Spring Blvd.
Suite #201
Fremont, CA 94539
510-979-0453
www.afreey.com

Evergreen Technologies
808 NW Buchanan Ave.
Corvallis, OR 97330
541-757-0934
www.evergreennow.com

Micro Solutions
132 West Lincoln Hwy.
DeKalb, IL 60115
800-890-7227
www.micro-solutions.com

FREE CONSUMER
INFORMATION CATALOG.
Call toll-free 1-888-8 PUEBLO

GIZMO®

Happy Holidays — and some electronic gift-giving ideas — from Gizmo!

PlayStation 2

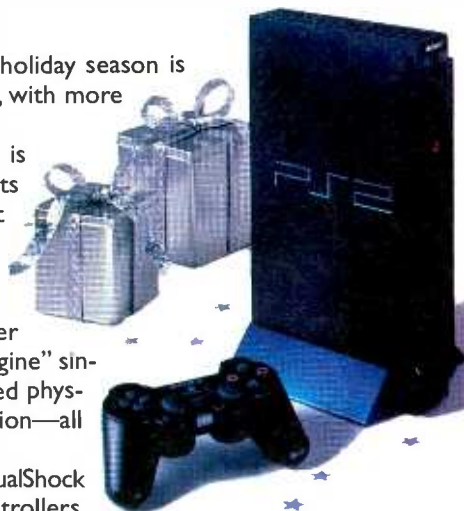
No question about it—if you've got kids, the one sure-fire hit gift this holiday season is Sony's *PlayStation 2* (\$299). PS2 made its North American debut in October, with more than 50 new titles expected to be available in time for the holidays.

Designed to bring together games, music, and movies in one device, PS2 is described as a computer entertainment system. The game console supports original PlayStation software, PlayStation 2 games, audio CDs, and DVDs. It has a bay for a 3.5-inch hard disk drive and an expansion unit for network interfacing in the broadband era. The unit provides an optical digital output, two USB ports, and an IEEE 1394 (i.LINK) connector.

But, let's face it—PS2 is, first and foremost, a gaming platform, with greater speed and higher resolution than its predecessor. Sony's 128-bit "Emotion Engine" single-chip CPU (which has an on-board MPEG-2 decoder) enables complicated physical calculations, 3-D geometric transformations, and curved-surface generation—all of which translates to more realistic, faster action.

With the exception of the **START** and **SELECT** buttons, all functions of the DualShock 2 controller—which comes with the PlayStation 2—are analog. Additional controllers, memory cards, stands, and a multi-tap adapter are sold separately.

Sony Computer Entertainment America, 919 East Hillside Blvd., Foster City, CA 94404-2175; 650-655-8000; www.playstation.com.



CIRCLE 50 ON FREE INFORMATION CARD



MP3 and FM, Too

Thomson's next-generation *RCA RD2211 Lyra2* (\$299) MP3 music player sports a pared-down profile and beefed-up versatility. The portable device now boasts a digital FM tuner with remote control and the ability to play back Windows Media Audio (WMA) and G2 music files. It is also compatible with *MusicMatch* jukebox music-management software for Mac users. *MusicMatch* and *RealJukebox* software packages are included, and the Lyra2 can be upgraded to handle future music formats.

Downloading files from your PC to the Lyra2's CompactFlash card has been simplified with the addition of a USB-enabled card reader. The Lyra2 comes with a 64-MB CompactFlash memory card. "Backphones" and a car kit with power and cassette adapters are also included.

Thomson Consumer Electronics, 10330 North Meridian St., Indianapolis, IN 46290-1024; 317-587-3000; www.rca.com.

CIRCLE 51 ON FREE INFORMATION CARD

MP3 Carrying Case


Here's a good stocking stuffer for anyone who owns (or is about to receive) a portable MP3 player: Case Logic's *MP-3 Player Case* (\$11.99). The 4½ × 5½-inch case holds most portable downloadable music players. It also stores memory cards, headphones, and a car-adaptor kit in a zippered inside pocket.

The weather-resistant, expandable neoprene case protects MP3 gear. Sure to be a hit with young people, the case makes a fashion statement with its choice of popular colors: red, bright blue, or olive green. The convenient carrying strap attaches easily to a belt or backpack.

Case Logic, 6303 Dry Creek Parkway, Longmont, CO 80503; 310-374-6893; www.casellogic.com.



CIRCLE 52 ON FREE INFORMATION CARD



Under-The-Deep Camera System

Got a diver on your gift-giving list? How about a fisherman or boater? Then check out the *Atlantis Underwater Camera System* (\$649.95) from JJCommunications. At the heart of the system is a 420-line black-and-white waterproof camera with a 25-foot field of view. Equipped with built-in NightVision infrared illumination, it can spot schools of fish even in total darkness.

The camera comes with a 5½-inch monitor, a nine-hour rechargeable battery, and 100 feet of steel-mesh cable. The self-contained video system—which also includes a monitor sunscreen, recharging cables, and a 12-volt cigarette-lighter plug—is packaged in a rugged yellow waterproof case that floats when closed.

Divers can bring the compact Atlantis camera just by itself down with them; it's only 5 inches long with a 1-inch diameter. Fishermen can drop the camera over the side of the boat and comfortably observe the underwater action on the monitor—without getting wet. The camera includes two user-adjustable out-

board metal ballast tanks that let it sink into the water on a level plane or at an upward or downward angle. A second video camera or a VCR can be used to record the real-time view captured by the Atlantis.

The underwater camera offers a 92-degree viewing angle, giving an up-close panorama of undersea activity. Its mirror-image switch reverses the field of view. A ring of infrared LEDs surrounding the camera's lens provides light. The 32-volt rechargeable DC power supply permits up to nine hours of constant use.

JJCommunications, 18 West Forest Ave., Englewood, NJ 07631; 800-226-9671; www.atlanticcamera.com.

CIRCLE 53 ON FREE INFORMATION CARD

Flat Monitor Doubles as Stand-Alone TV

SyncMaster flat-screen computer monitors from Samsung are complete audio/video multimedia devices that come in two models—the 15-inch screen (150MP priced at \$1119) and the 17-inch screen (170MP priced at \$1769). These monitors allow users to view two input sources at the same time—thanks to the built-in picture-in-picture. For example, viewers can watch their favorite TV show while reading e-mail; or they can check stock prices while following the latest market news on TV.

The Digital zoom feature magnifies any part of the on-screen image up to 64 times. The monitor comes complete with an infrared remote control and built-in stereo speakers.

Samsung Electronics America, Inc., 105 Challenger Road, Ridgefield Park, NJ 07660-0511; 800-SAMSUNG; www.samsungmonitor.com.



CIRCLE 54 ON FREE INFORMATION CARD

Handheld Communicator

Motorola's *P935 Personal Interactive Communicator* (\$400) will help executives on the go stay in touch and stay on top of things. The two-way communicator, which is about the size of a deck of playing cards, provides wireless access to Internet e-mail, pagers, fax machines, and other two-way messaging devices. The P935 also allows users to download from the Web—to request and receive up-to-the-minute facts, figures, and information. (There's no need to create a special e-mail address—the current one will do.) Its infrared (IrDA-compatible) port also makes it easy to transfer, receive, and exchange information from compatible PCs, and from other P935s and IrDA-capable devices.

In addition, the P935 is a full-featured personal information manager (PIM). It includes an address book, scheduler, notepad, and to-do list, as well as customizable, audible alerts.

Motorola Paging Products Group, 901 N. Congress Ave., Boynton Beach, FL 33426; 561-739-3220; www.motorola.com.

CIRCLE 55 ON FREE INFORMATION CARD




New PC Games

Every time we turn around, there are new computer games. Here are two from Microsoft. Just in time to get ready for the 2001 baseball season, we have *Baseball 2001* (\$34.95). It lets users play baseball and manage the team as well, as they not only trade and sign players but handle the financial side. By coupling simulation with realistic baseball play, this program brings the excitement of an authentic Major League baseball game to players of all skill levels.

Crimson Skies (\$49.95) combines Indiana Jones action with Errol Flynn adventure. Players enter an alternate 1937 world of warring nations, where they are confronted by a sky full of air pirates, double-crossing privateers, giant aircraft-carrier zeppelins, and evil pilots. There are more than 24 fast-paced missions and 12 exotic, specially fitted fighting planes.

Microsoft Corp., One Microsoft Way, Redmond, WA 98052; 888-218-5617; www.microsoft.com/games/baseball2001 and www.microsoft.com/games/crimsonskies.



CIRCLE 56 ON FREE INFORMATION CARD



Video to Go

Know someone who has to be dragged kicking and screaming away from his favorite TV shows? Untether him from the couch with the SatCom PASSPort MDBS-AA2000 flat-panel satellite antenna (\$1249.95), designed for use in RVs, SUVs, or minivans. Equipped with an intelligent automatic satellite-search mechanism, the antenna easily picks up satellite signals whenever the vehicle is stationary. Once powered up, it automatically searches for the best satellite signal, bringing a picture in within minutes.

The low-profile mobile DBS antenna rests on a multi-axis positioner platform and is connected to a separate satellite auto-acquiring controller housed inside the vehicle. The antenna features a one-piece, flat design with a dual-output LNB located on the back. Its weather-resistant coating lets it withstand harsh outdoor conditions. The PASSPort comes with all required attachment and interface cables.

A portable model that requires manual aiming is also available—the PASSPort Mini Plus (\$349.95).

SatCom Electronics, Inc., 13400-B Danielson St., Poway, CA 92064; 858-486-6600; www.satcomweb.com.

CIRCLE 57 ON FREE INFORMATION CARD

Color eBook Reads Like Paper

Designed for readers who want to view color-intensive content such as magazines, catalogs, and newspapers, the RCA REB1200 eBook features an 8.5-inch (diagonal measurement) color LCD touch-screen. It offers nearly 12 times the screen resolution of a typical handheld personal digital assistant that includes additional Compact Flash memory cards. Weighing just over two pounds, it comes with 8MB of memory—the equivalent of approximately 5000 pages of color content and text.

Memory capacity can be supplemented. In addition to a 56K modem, the unit also includes an Ethernet port for fast book downloads over a broadband network, cable modem, or DSL line. Suggested retail prices for the base unit and the eBooks that it displays were not available at press time but will be by the holiday season.

Thomson Consumer Electronics, 10330 North Meridian St., Indianapolis, IN 46290-1024; 317-587-3000; www.thomson-multimedia.com.



CIRCLE 58 ON FREE INFORMATION CARD

mailto:netwatch@gernsback.com

REGISTER YOUR OWN DOMAIN NAME

Nowadays people from all walks of life are building their own Web sites. One major concern of fledgling Web proprietors is domain-name registration. The Internet Corporation for Assigned Names and Numbers (ICANN) is the governing body for Internet matters concerning domain names, IP addresses, and protocol. ICAAN has made it possible for the public to register their own .com, .net, or .org sites in an amazingly simple process.

Recently I visited the ICANN home page at www.icann.org, where there is a complete list of accredited domain-name-registration sites. All the links you could possibly need are found at the ICANN site—whether you are starting a new business Web site, starting a page for your family, or are just curious as to what domain names are already taken. Here are three of the popular free domain-search/registration sites listed there.

NETWORK SOLUTIONS

Arguably one of the oldest and best-known registration sites, Network Solutions is located at www.networksolutions.com. You can check the name you desire from the opening page. If it is already in use, a selection of alternate names will be presented. If it is available, you will be sent directly to the registration screens. There are five steps to the process:

1. Name your Web site
2. Choose your services
3. Review your shopping cart
4. Provide your information
5. Payment and checkout


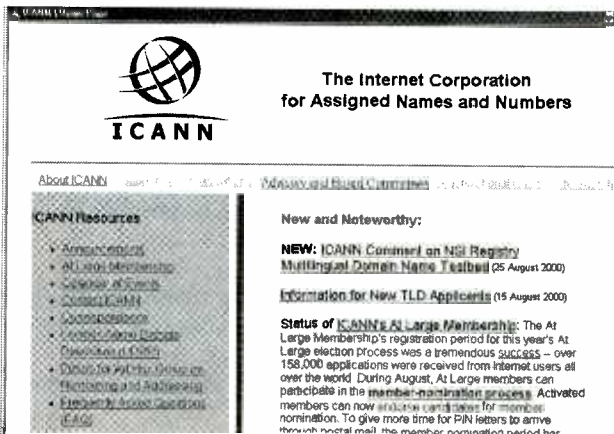
Once you have named your Web site, you will be presented with four choices: the domain name only for \$35 per year, a three-page Web site and matching e-mail for

about \$11 per month, a one-page Web site and matching e-mail for \$68 per year, or a one-page Web site (no e-mail) for \$48 per year.

After that choice is made, you simply verify what items you are purchasing, provide all the needed information, and proceed to pay by credit card. It's quick and simple.

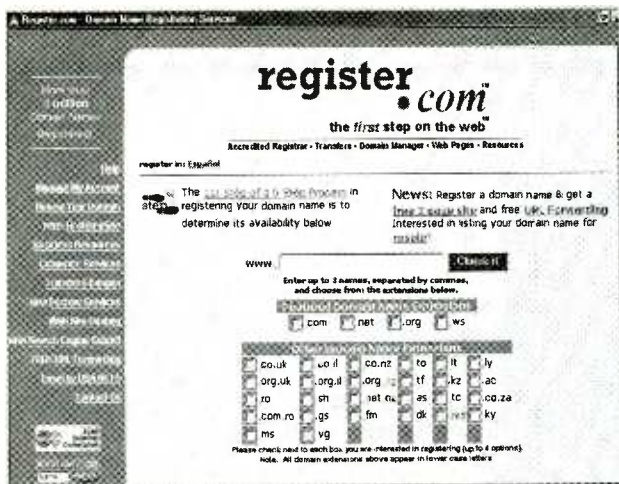
REGISTER.COM

The www.register.com site is simple yet informative. The home page is a straightforward layout consisting of a search engine and a few hyperlinks for basic information. As you might expect, the search engine is the first step in registration. Their FAQ section impressed me. It provided an in-depth description of Top-Level Domain names (TLDs), rules governing the creation of domain names, and a myriad of answers to questions about the legalities, such as



If you want to register a domain name, the Internet Corporation for Assigned Names and Numbers (ICANN) is the last word as to what does or does not fly.

Network Solutions—better known to the average computer user for owning the McAfee anti-virus software—is the oldest administrator for Internet domain names.



Register.com, another Internet domain-name registration site, sports an in-depth FAQ (frequently-asked questions) page that can teach you more than you want to know about domain names.

ownership. I certainly recommend browsing this section before deciding that you are ready to purchase your first domain name.

The registration process here consists of six steps. First is a search to see if someone else has beaten you to ownership of your prospective name. Hopefully, the name you select is unique and available. If the name is available, the site will ask you to confirm your intent on registering. Then you will need to provide a password for an account and some contact information for billing and record-keeping purposes. After you review all the information you have provided, you enter your credit-card information. In a matter of minutes, you can be the owner of your very own domain (cyber speaking, of course).

The one-year registration fee is \$25, which seems to be the average rate offered by ICANN-accredited sites. The search engine is free of charge and can be used without even setting up an account. If you

HOT SITES

catalog.com
www.catalog.com

The Internet Corporation for Assigned Names and Numbers
www.icann.org

Network Solutions
www.networksolutions.com

register.com
www.register.com

plan to obtain a domain name, stop by *register.com*, if only to read up on the free and extensive facts available on the subject of domain names.


CATALOG.COM

If you are an aspiring Web entrepreneur, then perhaps you should visit *www.catalog.com*. It may well be the place for you to begin. This well-designed site is an all-inclusive Web page that offers not only domain-name registration, but also many business solutions including affordable Web hosting, dedicated server packages, custom applications, and credit-card clearing systems. Small-business owners interested in branching out into cyberspace will want to visit this site and browse the available options.

catalog.com has been in the Web business for more than six years and is a leading provider of quality Internet-based services. Navigating the *catalog.com* site is a breeze. Within a few clicks, you can see the bargain packages offered, including a complete Web-hosting service for under \$30 a month. They also offer a rate of \$65 for a two-year domain-name registration. The process is straightforward and similar to that for *register.com*; a simple form that you fill out follows an availability search.

WHAT ARE YOU WAITING FOR?

Now that you know where to begin, what is stopping you from starting your very own Web page?




If your goal for an Internet domain is business, *catalog.com* should be your first stop for one-stop shopping. Services from domain registration to Web hosting to e-commerce solutions are all conveniently located at one site.

Just check out *www.icann.org* for a list of domain-name registration sites and begin your reign of your very own cyber-domain. Whether you want to open a virtual store or just share a little bit of yourself with the world, domain registration is easy, affordable and readily available. Good luck and enjoy the endless opportunities offered by the Internet. **P**

Introducing Robotics with Lego® Mindstorms™

For Robot Lovers. Shows how to build a variety of increasingly sophisticated computer-controlled robots using the brilliant Lego mindstorms Robotic Invention System (RIS). Covers the fundamental building techniques needed to construct strong and efficient robots. Explains to the reader how robot control programs may be simply constructed on their PC screens. Detailed building instructions are provided for all the robots featured. 270 pages, 7 1/2 x 10 5/7 in. **\$19.99.** Plus \$2.45 shipping in U.S. Order from CLAGGK Inc., P.O. Box 12162, Hauppauge, NY 11788 **CLX1**



Get your copy of the CRYSTAL SET HANDBOOK



Go back to antiquity and build the radios that your grandfather built. Build the "Quaker Oats" type rig, wind coils that work and make it look like the 1920's! Only **\$10.95** plus **\$4.00** for shipping and handling. Claggk Inc., PO Box 12162, Hauppauge, NY 11788. USA Funds ONLY! USA and Canada—no foreign orders. Allow 6-8 weeks for delivery. **MA01**


NEW LITERATURE

2000 Buyer's Guide

Specialized Systems Consultants, Inc. (SSC)
P.O. Box 55549
Seattle, WA 98155
206-782-7733
www.linuxjournal.com

\$9.95

With Linux quickly gaining acceptance as a mainstream OS, people worldwide are searching for Linux hardware, software, and services. This guide fills that need. Beginning with a discussion of what Linux is and featuring over 15,000 listings, this is the most comprehensive source of Linux products and services to date.



Headings include business software, system software, development tools, and hardware. In addition, there are sections on publications and services.


Electronic Concepts: An Introduction

by Jerrold H. Krenz
Cambridge University Press
40 W. 20th St.
New York, NY 10011-4211
800-872-7423

www.cup.org

\$49.95

Designed for use either as a textbook or for self-study, this book is a clear, self-contained introduction to modern microelectronics. Both analog and digital circuits are stressed equally, and the applications are described within actual electronic systems. The text begins with an overview of important electronic systems, with detailed discussions of the types of signals that circuits process.




In the following chapters, each device is described briefly, and different models that illustrate particular applications are presented. The author uses SPICE computer simulations extensively to supplement analytic descriptions. The book contains over 500 circuit diagrams and figures, over 400 homework problems, and over 100 simulations and design exercises; and related laboratory experiments are on the Web.

Service Robots

by Rolf Dieter Schraft and
Gernot Schmierer
A K Peters Ltd.
63 South Ave.
Natick, MA 01760-4626
508-655-9933
www.akpeters.com

\$47.50

Service robot are robots that perform tasks—fully or partially autonomously, and they are mobile or manipulative or a combination. Among other things, they refuel vehicles, perform surgery, renovate nuclear power stations, keep watch over museums, explore space, and clean airplanes.




This book surveys service robots in a multitude of fields, describing the creation of such robots from the initial idea to the final product, as well as current research and future applications. First published in German, this edition is a revised and updated English translation. It is lavishly illustrated with over 250 photos and drawings.

Electronic Instrument Handbook, Third Edition

edited by Clyde F. Coombs, Jr.
McGraw-Hill
2 Penn Plaza
New York, NY 10121
800-2MCGRAW
www.ee.mcgraw-hill.com

\$125

This new edition examines electronic instruments in detail, providing an up-close view of both the latest generation of electronic measurement tools and conventional electronic instruments. Focusing on the essentials of electronic instruments, this update contains contributions from 37 experts.



The handbook describes all types of electronic instruments—what they do, how they do it, and how to get the most from them. Subjects covered include electrical standards, distributed measurement, microwave passive devices, smart transducers, signal- and wave-form-generation instruments, and digital-domain and virtual instruments. Ten new chapters explore software, computer, and network technology in the field of electronic instruments.

(Continued on page 63)

Is the PC Dead or Just Getting Its Second Wind?

Is it time to scrap your PC or dump your investments in the likes of PC kingpins Intel and Microsoft?

For the past five years, a vocal group of pundits and industry leaders has been predicting the death of the PC. It's complicated, expensive, unreliable, and underutilized, they say. IBM, the mainframe-computer giant that legitimized the personal computer with the introduction of the IBM PC in 1981, included a section in its annual report last year titled, "The PC Era Is Over."

Scores of companies are racing to introduce PC replacements. Computer trade shows, such as Comdex and PC Expo—traditional showcases for new PC products—are increasingly dominated by announcements about non-PC devices.

What's happening is the Internet, and it is indeed leading to profound changes in the world of personal computing. Rather than an end unto itself, the PC is seen more and more as just one of a number of Internet-access devices.

Internet appliances, such as the i-Opener (www.netpliance.com), are easier to set up and use than a PC and less expensive, too. Handheld computers, such as the Palm VII (www.palm.com), are portable, popular, and increasingly connected.

THE OFFICE OF THE POST-PC WORLD

For business use, network computers—which haven't been as popular as predicted by Sun Microsystems and Oracle, among others—are quietly encroaching

The screenshot shows a web browser window displaying the Sun Microsystems website. The page is titled "SUN RAY™ APPLIANCES" and features a navigation menu on the left with options like "Sun Ray", "Appliances", "Overview", "Hot Desk Architecture", "Features & Benefits", "Specifications", "Enterprise Server Software", "Interconnect", "Technical Information", and "ISV Solutions". The main content area includes a "Sun Ray Product Line" section with a list of features: Rich Multimedia Capabilities, Lower Cost of Ownership, Lower Administration Costs, Hot Desking Technology Allows Session Mobility, Improved Overall Manageability, and Never Needs to be Upgraded. Below this, three Sun Ray models are shown: Sun Ray 1 (Sun Ray Appliance), Sun Ray 100 (Sun Ray all-in-one), and Sun Ray 150 (Sun Ray all-in-one). The page also mentions "Sun Ray Bundles".

Sun Microsystems—long a champion of the Network Computer, or NC—manufactures and markets their Sunray series of terminals.

upon the office. A recent survey by *Computerworld* magazine found that 35% of businesses are using network computers or other "thin clients," including PCs that run Microsoft Windows but don't have hard, floppy, and CD-ROM drives.

Network computers—such as the Sun Ray (www.sun.com/sunray)—cost less to buy and, more importantly, to maintain than PCs because programs are accessed and upgraded from a central server computer instead of individual hard disks.

AT HOME IN THIS "BRAVE, NEW WORLD"

For the consumer, there are "set-

top boxes" that access the Internet through the TV, such as Microsoft's WebTV (www.webtv.com), and Web phones, such as the Sprint PCS Touchpoint (www.sprintpcs.com/wireless).

To round out this list, there are "voice portals" such as *Tellme* (www.tellme.com or 800-555-8355). Using this portal, you can obtain snippets of information, such as stock quotes and weather forecasts, over the Internet for free using a plain old telephone.

It might seem that, like the mainframe computer before it, the PC is about to be supplanted by newer and simpler technologies. Even Microsoft, which has a vested interest in

TellMe.

The free service you call to reach the people, businesses, and information you need every day.

Call 1-800-555-TELL

and say

- Restaurants
- Sports
- Soap Operas
- Movies
- News
- Lottery
- Taxi
- Traffic
- Blackjack
- Travel
- Weather
- Phone Booth
- Stock Quotes
- Horoscopes
- Time

Become a member

- Personalize TellMe - Stock Quotes, Traffic, Weather, News, Horoscopes.
- Make free quick calls.

By calling a special toll-free number, TellMe lets you access all sorts of Internet-based information using voice-recognition technology—no PC necessary!

consumers buying as many PCs as possible, is hedging and planning to adapt its software to the Internet.

The thinking behind this Net-centric vision is elegant. As spelled out by one of its architects, Sun Microsystems CEO Scott McNealy, the crucial resource isn't the PC but information, which should be as easy to get as electricity. You shouldn't have to think about, let alone wrestle with, over-engineered access devices.

"OL' RELIABLE"

There's much to be said for this vision. However, it ignores one important reality. No non-PC device on the market or the drawing boards is as versatile as the PC. You can use a PC for the most wide-ranging of tasks, from budgeting or game playing to letter writing or to video editing.

That versatility has validated the "personal" in "personal computer." By choosing your components, peripherals, and software and by customizing your programs with interface tweaks and productivity-boosting shortcuts, you can adapt a PC, to a remarkable degree, to the way you think.

Sacrificing that versatility for a more stable and less expensive networked or portable machine is like going back to public trans-

portation after buying your first car. Sure, it's more efficient in a planetary sense, but you lose the element of control.

The versatility of the PC is also responsible for its popularity, which isn't likely to fall any time soon. The PC industry continues to experience annual double-digit growth, and more than half of all homes in the U.S. now have PCs.

FUTURE? TENSE!

This doesn't mean that non-PC devices won't catch on. However, I predict they will supplement, not supplant, PCs. eTForecasts, an Illinois-based market-research company, agrees. It recently projected that Internet appliances, handheld computers, and other non-PC devices in use worldwide will grow from 21.5 million units today to 596 million in 2005, a huge increase. Yet it also projected that, over the same time period, the number of PCs in use worldwide will grow from 521 million units to a staggering one billion units.

Later this century, you might walk around with computer chips embedded in your body. In the meantime, however, you'll likely be sitting in front of a PC.

The beige box isn't buried yet.

BUYING A RELIABLE PC

So the computer's not dead yet! All the more important to choose one that offers the most for your money. More than ever, personal computers are commodities with little differentiation between vendors.

Sure, you can choose a PC with a faster or slower processor, more or less memory, or a larger or smaller hard disk. Nevertheless, a high-end machine from one vendor is much like that from another, as is a

DELL.COM

Buy Online or Call 1-800-815-3355

FREE SECOND BATTERY INCLUDED

SAVE \$100 on the purchase of any Inspiron® 5000e Notebook

SPECIAL LIMITED TIME OFFER

- 10" XGA TFT Display
- FREE Second Battery included (900 value)
- 1 year ADL membership included (\$293 value). Click for other details
- \$100 off the regular price of \$1,999

\$1,899

Customize & Price | More Details

\$100 Off Dimension 4100
When you purchase any Dimension 4100 desktop through September 13, 2000. Click icon for other details.

\$100 Off New Notebook
AND a FREE second battery on the new Inspiron 5000e. Click icon for other details.

1 Year ADL Included!
Purchase a new Dell Home System and get one year ADL membership included. Click icon for other details.

Hot Deals and What's New
See what's new at Dell and take advantage of our advertised specials.

NEW Dimension 4100 128MB SDRAM at 133MHz 10GB Ultra ATA Hard Drive (7200 RPM) 32MB NVIDIA TNT2 M04 4X AGP Graphics Card from \$1,199	Dimension L 7.5GB Ultra ATA Hard Drive (9000 RPM) 48X Max Variable CD-ROM Drive ADL 1-Year Internet Access Service from \$899	Inspiron 3800 32MB SDRAM 1 DIMM 5 GB Ultra ATA Hard Drive Microsoft Works Suite 2000 with Money 2000 Standard from \$1,349
---	---	--

Year after year, survey after survey, Dell repeatedly wins awards for building the best PCs with the fewest problems.

budget offering.

On the other hand, despite nearly twenty years of mass production, PCs continue to be fickle beasts. Too often, after you unpack your spanking new PC and try booting it up, nothing happens. To use the revealing industry term, it's "dead on arrival," or DOA.

And that's not all. Even if it's not completely unusable, components may conflict with one another or otherwise may not work correctly. Moreover, when a unit does run fine initially, frequently it needs repair within the first year.

Estimates indicate that as many as one out of four personal computers break down each year.

YOU GET WHAT YOU PAY FOR

All this spells hassle. Who wants a machine you paid good money for to cause downtime and lost productivity? The single most important factor in buying a PC, therefore, becomes reliability.

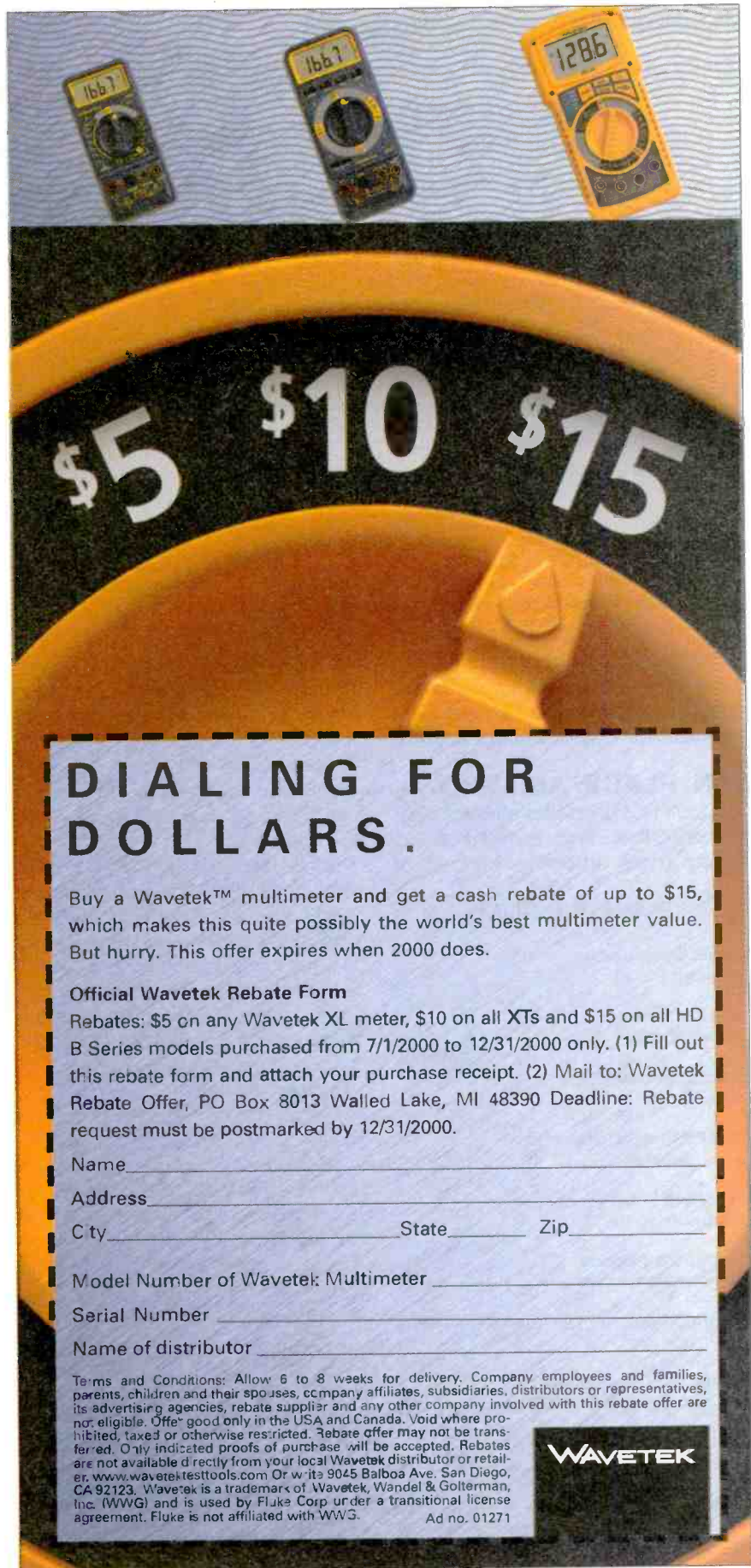
To maximize the chances of buying a reliable PC, you can use your past experiences and those of colleagues or friends. However, you'll get a clearer picture of a system's likely reliability from surveys that tally the experiences of thousands of people.

Among the most thorough surveys of PC reliability are those by computer publications. In recent issues, *PC World* and *PC* magazines—the two most widely read national-computer publications—reported their findings in surveying computer users. *Consumer Reports* periodically surveys computer users as well.

THE TOP OF THE HEAP

As it has in the recent past, the vendor that surpassed all others in reported reliability was Dell. *PC World* readers deemed Dell "outstanding" for both work and home use, the only vendor of the eight ranked to receive this designation. *PC* magazine readers gave Dell the only "A" grade among the 16 desktop-PC makers rated. *Consumer Reports* gave Dell the top reliability score of the nine PC makers ranked in its latest findings.

Dell was a mail-order pioneer,



DIALING FOR DOLLARS.

Buy a Wavetek™ multimeter and get a cash rebate of up to \$15, which makes this quite possibly the world's best multimeter value. But hurry. This offer expires when 2000 does.

Official Wavetek Rebate Form

Rebates: \$5 on any Wavetek XL meter, \$10 on all XTs and \$15 on all HD B Series models purchased from 7/1/2000 to 12/31/2000 only. (1) Fill out this rebate form and attach your purchase receipt. (2) Mail to: Wavetek Rebate Offer, PO Box 3013 Walled Lake, MI 48390 Deadline: Rebate request must be postmarked by 12/31/2000.

Name _____

Address _____

City _____ State _____ Zip _____

Model Number of Wavetek Multimeter _____

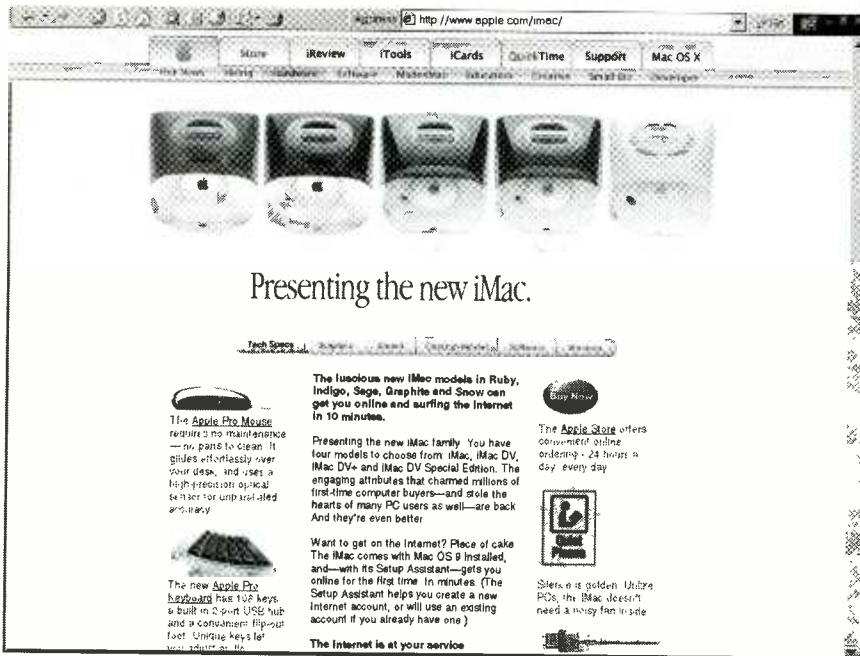
Serial Number _____

Name of distributor _____

Terms and Conditions: Allow 6 to 8 weeks for delivery. Company employees and families, parents, children and their spouses, company affiliates, subsidiaries, distributors or representatives, its advertising agencies, rebate supplier and any other company involved with this rebate offer are not eligible. Offer good only in the USA and Canada. Void where prohibited, taxed or otherwise restricted. Rebate offer may not be transferred. Only indicated proofs of purchase will be accepted. Rebates are not available directly from your local Wavetek distributor or retailer. www.wavetek.testtools.com Or write to: 9045 Balboa Ave., San Diego, CA 92123. Wavetek is a trademark of Wavetek, Wandell & Golterman, Inc. (WWGI) and is used by Fluke Corp under a transitional license agreement. Fluke is not affiliated with WWGI. Ad no. 01271

WAVETEK

CIRCLE 150 ON FREE INFORMATION CARD



While rated fourth by Consumers Reports in reliability, the Apple Macintosh has persevered despite whatever twists or turns the PC industry has thrown at it.

and then an e-commerce pioneer. It serves the corporate, small business, and home markets; and it has an excellent Web site at www.dell.com.

WIN, PLACE, AND SHOW

Dell's PCs aren't for everyone, of course. Other vendors might offer a system more attractively priced or

POINT AND CLICK

- Apple Computer**
www.apple.com
- Dell Computer**
www.dell.com
- Hewlett-Packard**
www.hp.com
- IBM Personal Computer**
www.pc.ibm.com
- Microsoft WebTV**
www.webtv.com
- Netpliance I-Opener**
www.netpliance.com
- Palm Computing**
www.palm.com
- Sprint PCS Touchpoint**
www.sprintpcs.com/wireless
- Sun Microsystems Sun Ray**
www.sun.com/sunray
- Tellme**
www.tellme.com
800-555-8355

available through a more appropriate channel. IBM, which received the second-best reliability rankings overall, has long been known for its attentive service through its worldwide system of dealers. However, it has stumbled over the years in the PC market.

After legitimizing the PC in the early 1980s, IBM (www.pc.ibm.com) nearly knocked itself out of the market—a victim of proprietary designs and bureaucratic inefficiencies. Lately, it has made a comeback. Today, it's a leader in many areas, including notebook PCs, hard disks, and e-business.

Hewlett-Packard, (www.hp.com), is best known for its printers, but, in recent years, it has grown its PC business in both quantity and quality and now ranks third overall for PC reliability. HP is a major player in the retail market and is a good choice when shopping at a local computer, office supply, or consumer-electronics store.

THE REST OF THE PACK

While still a niche product, the Apple Macintosh, (www.apple.com), has a legendarily loyal user base. Its reliability scores, though, are middle of the pack. *Consumer Reports* readers placed the Mac in fourth place out of nine vendors ranked; and *PC* magazine readers, not the

most fervid of Mac fans, gave it only a "C" grade.

Locally built PCs, often called "white boxes," are popular and frequently cost-effective choices when shopping in person rather than over the phone or Internet. Reliability here depends on the individual store, particularly for smaller stores.

In general, though, *PC* magazine readers gave white boxes a respectable "B" grade. Among the national retail chains, *PC World* readers gave Circuit City and Office Depot better scores than Best Buy, CompUSA, and Staples.

After reliability comes support, since even the most reliable PCs can have problems. Dell also received the top support scores, followed by Gateway and Hewlett-Packard.

Although playing the percentages doesn't guarantee you'll have a hassle-free experience, it can stack the odds in your favor. Buying from vendors that rank high in reliability also sends a strong signal to the entire computer industry that it needs to pay more attention to quality control. P

POPTRONIX®

Online Edition

We're on the web

FREE

*We are starting up,
but you can watch us grow!*

**Projects for beginners
to experts!**

**New Product information!
Bookstore—discover
what's new!**

<http://www.poptronix.com>

**WE'RE WITH YOU EVERY DAY
24 HOURS A DAY! DROP IN!
WE'D LOVE TO HAVE YOU VISIT!**

*Seasons Greetings**

Plug a Friend into

Poptronics[®]

*and Save \$40.89**

This holiday season give an electrifying gift ... plug a friend into Poptronics and brighten the whole new year! Whether electronics is your friend's livelihood or hobby, your gift will illuminate the whole spectrum of electronics throughout the coming year and provide a monthly reminder of your friendship.

Poptronics will keep your friend informed and up-to-date with new ideas and innovations in all areas of electronics technology ... computers, video, radio, stereo, solid-state devices, satellite TV, medical electronics, communications, robotics, and much, much more.

Poptronics combines the best attributes of *Electronics Now* and *Popular Electronics*. It is *the* magazine for the hands-on electronics activist. We will be presenting articles on just about everything electronic—from satellite TV equipment to DVDs, gadgets and gizmos to energize your life, audio amplifiers, professional service features, PC-related projects, and much, much more.

PLUS: A selection of computer-oriented columns that explore the digital realm from the inner workings of a PC to the latest the Web has to offer. On the electronics side, there is something for everyone—from the beginner (Basic Circuitry and Q&A) to the expert. Whether your interest is fixing equipment (Service Clinic), tinkering with robots (Robotics Workshop), or adventuring

to the farthest reaches of electronics and science (Amazing Science)—**Poptronics** takes you there.

SAVE \$40.89* ... OR EVEN \$81.78* ... For each gift of **Poptronics** you give this holiday season, you save a full \$40.89* off the newsstand price. And as a gift donor, you're entitled to start or extend your own subscription at the same Special Holiday Gift Rate—you save an additional \$40.89*!

No need to send money ... if you prefer, we'll hold the bill till January, 2001. But you must rush the attached Gift Certificate to us to allow time to process your order and send a handsome gift announcement card, signed with your name, in time for the holidays.

So do it now ... take just a moment to fill in the names of a friend or two and mail the Gift Certificate to us in its attached, postage-paid reply envelope. That's all it takes to plug your friends into a whole year of exciting projects and new ideas in **Poptronics**!

*Newsstand price—12 issues @ \$4.99 each

CD ROM based resources for learning and designing



The internationally renowned series of CD ROMs from Matrix Multimedia has been designed to both improve your circuit design skills and to also provide you with sets of tools to actually help you design the circuits themselves.

Electronic Circuits and Components provides an introduction to the principles and application of the most common types of electronic components and how they are used to form complete circuits. Sections on the disc include: fundamental electronic theory, active components, passive components, analogue circuits and digital circuits.

The **Parts Gallery** has been designed to overcome the problem of component and symbol recognition. The CD will help students to recognize common electronic components and their corresponding symbols in circuit diagrams. Quizzes are included.

Digital Electronics details the principles and practice of digital electronics, including logic gates, combinational and sequential logic circuits, clocks, counters, shift registers, and displays. The CD ROM also provides an introduction to microprocessor based systems.

Analog Electronics is a complete learning resource for this most difficult subject. The CD ROM includes the usual wealth of virtual laboratories as well as an electronic circuit simulator with over 50 pre-designed analog circuits which gives you the ultimate learning tool. The CD provides comprehensive coverage of analog fundamentals, transistor circuit design, op-amps, filters, oscillators, and other analog systems.


Electronic Projects is just that: a series of ten projects for students to build with all support information. The CD is designed to provide a set of projects which will complement students' work on the other 3 CDs in the Electronics Education Series. Each project on the CD is supplied with schematic diagrams, circuit and PCB layout files, component lists and comprehensive circuit explanations.

PICtutor and C for PICmicro microcontrollers both contain complete sets of tutorials for programming the PICmicro series of microcontrollers in assembly language and C respectively. Both CD ROMs contain programs that allow you to convert your code into hex and then download it (via printer port) into a PIC16F84. The accompanying development board provides an unrivaled platform for learning about PIC microcontrollers and for further development work.

Digital Works is a highly interactive scalable digital logic simulator designed to allow electronics and computer science students to build complex digital logic circuits incorporating circuit macros, 4000 and 74 series logic.

CADPACK includes software for schematic capture, circuit simulation, and PCB design and is capable of producing industrial quality schematics and circuit board layouts. CADPACK includes unique circuit design and animation/simulation that will help your students understand the basic operation of many circuits.

Analog Filters is a complete course in filter design and synthesis and contains expert systems to assist in designing active and passive filters.



only
\$50
(student/home)




Photo shows PICmicro[®] development kit supplied with institution versions of C for PICmicro[®] and PICtutor

Shareware/demo CD ROM with more than 20 programs \$4.99 refundable with any purchase.

Order Form:

Please circle the products you would like to buy on the table below, calculate the total cost, fill in the rest of the order form and send it to us. NY residents add sales tax. Please allow 6 weeks for delivery.

	Student	Institution
Electronic Ccts. & Comps.	\$50	\$99
Digital Electronics	\$50	\$99
Analog Electronics	\$50	\$99
Electronic Projects	\$75	\$159
PICtutor	\$179	\$350
C for PICmicro	\$179	\$350
Digital Works	\$50	\$99
CADPACK	\$75	\$159
Analog Filters	\$75	\$159
Postage - USA	\$5	\$5
Postage - Canada	\$5	\$5

Name: _____

Address: _____

Zip: _____ Phone: _____

Card Type: _____

Mastercard, Visa, or Discover only

Card number:

I have enclosed my check for \$: _____

Signature: _____

Please charge my credit card for \$: _____

Phone your order to us on:

631-592-6721

or send your order to:

CLAGGK Inc.

PO Box 12162

Hauppauge, NY 11788

Expire date:

CL02

Order online NOW from: www.poptronics.com

Prototype

"Garage-Built" Supercomputer

The latest version of Cplant Antarctica is expected by researchers at Sandia National Laboratory to become the 20th fastest computer in the world after integrating 1300 off-the-shelf computers from Compaq Computer Corporation. The new Cplant will include 1600 Compaq Alpha computers, also called nodes. (Three hundred older nodes will be used for other purposes.)

Getting Up to Speed


The term Cplant, for Computational Plant, has a double meaning: physical computational hardware (as in industrial plant) and an organic plant that grows, evolves, and is pruned.

Formerly composed of only 600 Alpha workstations, the "home-grown" Sandia computational cluster had already been ranked 44th among the world's fastest supercomputers. It is also the largest "production" Linux cluster—a cluster that produces technical results to aid ongoing science projects.

Cplant is a true, multipurpose supercomputer, according to Bill Camp, director of Sandia's Computations, Computers, and Math Center. Scientists can run any program in exactly the same fashion as though they were using the Sandia supercomputer. Currently second fastest in the world, it is known as ASCI Red or the teraflops computer. Cplant's current use is to provide backup for the over-subscribed Red machine. With Cplant's new capabilities, driven by Compaq's Alpha DS10L processors, it should run from one-half to two-thirds the top computer's speed.

Cplant Design

The Compaq AlphaServer systems run a modified version of RedHat Linux, plus the parallel systems software developed in the Cplant project. The DS10L



Ron Brightwell examines the motherboard from a personal workstation for one of the Cplant's computers. The Antarctica subcluster, in New Mexico, is the largest group and has 1632 processors. (Photo by Randy Montoya.)

processor is less than two inches tall, allowing up to 42 DS10L systems to be packaged in a standard rack. The Sandia design packages 33 systems in a rack, leaving room for other required components, such as high-performance interconnections, networking, and system management. This is a significant expansion, since current Cplant designs allow only eight systems in a rack with little space for other components.

Internal communications among processors are carried out over a series of links and switches called Myrinet, developed by Myricom Corp. The several internal communications networks in Cplant are critical to managing the computer as a single resource and to carrying large parallel jobs. The newest Myrinet switches and links arrived in July.

Sandia now has 2600 Compaq Alpha computers as nodes in Cplant clusters of various configurations, with 512 at Sandia's California site. The Antarctica subcluster, in New Mexico, is the largest and has 1632 processors. This system is really three systems, with 256 processors always in a classified partition, 256 always in a secure but unclassified partition, and 64 always in a "open" partition. The last are available to uncleared staff and partners from industry and academia. The other 1056 processors will be switched among the three elements as demand for the types of calculations warrants.

Little Shop of Hardware

The idea of hooking together off-the-shelf computers to create an inexpensive computational cluster with

supercomputer functionality is generally credited to Thomas Sterling, now at the Jet Propulsion Laboratory in California. Sterling was one of the creators of the Beowulf system (which was developed to run very specific programs for small groups of users) in the mid-1990s. Beowulf achieves cost savings and simplicity, but sacrifices scalability, balance, and generality. Beowulf systems are typically loosely coupled and devoted to doing one or a few applications for small groups of researchers. In such roles they have proven to be extremely significant resources with a huge cost advantage over commercially provided solutions.

"Most researchers have a hard time convincing their sponsors that this approach is feasible; ordinarily, the software out there doesn't scale to such numbers of nodes," says lead Cplant software developer Rolf Riesen of Sandia. "Our software, on the other hand, has already run. So Sandia jumped out ahead of the pack.

"But not that ahead—only a year or two. Eventually, other people will get there too. People all over the world are already using Beowulf. We are hoping to release our software to the general public soon. Then everyone in the world will help us improve it."

"Supercomputers for the past decade have traditionally been purchased as turnkey machines from the world's largest computer makers," says Neil Pundit, manager of Cplant software development. "Such machines have cables, connection boxes, as well as monitors and testing equipment, already built in place. In Cplant, we are following a new path, assembling a supercomputer out of parts, open-source software, and our own developments."

The Poor Man's Supercomputer

The fastest supercomputers in the world are an integral part of DOE's science-based stockpile stewardship program, which requires extremely high computational speeds to simulate nuclear explosions and to make sense of the torrent of data obtained from those simulations. ASCI Red, Sandia's Intel-built supercomputer, was the fastest machine in the world for several years until bested in early July by another DOE supercomputer—ASCI White, an IBM-built supercomputer at Lawrence Livermore

National Laboratory. The factory-built machines are still far superior to any off-the-shelf products.

However, Sandia researchers decided they could create a "poor man's" ASCI Red architecture by combining high-performance commodity parts with Sandia software developed by Riesen and his colleagues at Sandia's sites in New Mexico and California. They called this idea Cplant. Because they had helped develop the system software that made Red into the fastest computer in the world, they believed they could succeed with an off-the-shelf version.

Sandia took up the task of physically linking the highest performance commodity PCs in the world into a tightly knit cluster—really a virtual supercomputer. The researchers then developed the software to make this work.

Bill Blake, vice president of Compaq's High Performance Technical Computing Group, says, "Sandia is doing pioneering work in building truly large Linux systems, using a combination of open source software along with their researchers' own development, along with hardware, tools and compilers from Compaq." **PT**

Calling K-9

NASA recently deployed a prototype planetary rover named K9 in the Nevada desert as part of an ongoing field test program designed to simulate robotic exploration on other planets.

During the joint field operation between NASA Ames Research Center at Moffett Field and the Jet Propulsion Laboratory (JPL) in Pasadena (both in California), K9 acted as a "scout" for JPL's rover, called FIDO. K9 assists FIDO by searching ahead for the best candidate rocks for it to sample. Planning for the rover's actions was supported by a suite of software tools called "Viz", which were developed at Ames by the Autonomy and Robotics group. Viz uses images from stereo cameras on-board K9 to create a photo-realistic 3D model of the surrounding environment. This model is displayed as a virtual-reality environment within which scientists and rover operators travel, measuring distances and object sizes, to choose the best sampling sites and routes.

"We've developed a systems-oriented approach with the ability to quickly

bring diverse robotics technologies, advanced instrument designs, and a close-knit science and engineering operations team together in a realistic field test," said Dr. Nicola Muscettola, leader of Ames' Autonomy and Robotics group. "The FIDO-K9 project is a terrific design tool for advancing NASA capabilities and dramatically reducing risk during future exploration missions."

The main purpose of the test was to simulate the use of multiple cooperating robots in planetary exploration, and it showed how the two robots would work together in such a planetary exploration mission.



Having just rolled off his flatbed truck, FIDO is ready to explore the Nevada desert as part of an ongoing field test that simulates robotic exploration on other planets.

The test also familiarized the Athena science team, a group of researchers from several universities selected for the next Mars rover mission, with Ames' science visualization technologies. "This will allow the team to evaluate these technologies, recommend changes and improvements, and have better capabilities when their missions occur," explained Maria Bualat, project manager for K9.

"In this test, K9 was exploring for interesting things, while FIDO was performing detailed analysis," she said. During the tests, the FIDO science and engineering teams were kept sequestered in the mission control room at JPL's Planetary Robotics Laboratory while the two rovers explored the site, whose

► Eyes in Back of Your Head

According to the Department of Transportation, back-up crashes account for 20 percent of all motor vehicle crashes. However, research conducted by the National Highway Traffic Safety Administration (NHTSA) showed that an estimated 70 percent of these accidents could have been prevented with the use of a collision-avoidance system.


A next-generation microwave device, the Guardian Alert from Sense Technologies could make this type of accident a thing of the past. This environmentally sealed, high-impact unit provides the driver with both visual and audible warnings of objects up to 12 feet behind a vehicle, when it is backing up.

Based on Doppler Shift motion-activated microwave radar, this Warning System is described as the first available microwave system that detects objects and indicates the distance that the object is behind the vehicle. It works in all kinds of weather and light conditions, making it ideal for truckers who must operate their vehicles in a wide range of conditions, including rain, snow, sleet, and ice.

Designed for mounting at the rear of a vehicle, it is self-contained in a rugged housing unit. The device is powered by a vehicle's reverse light circuitry and is instantly activated once the vehicle is put into reverse. It automatically shuts off when in neutral or forward.

The interior indicator, which features three LED lights and a speaker, can be installed in any location within the driver's compartment with access to the electrical system. A green light indicates the unit is on and functioning, and flashing yellow and an intermittent beep indicates a person or object is within 12 feet. A flashing red and more frequent beep indicates an obstacle within six feet, and solid red with a continuous beep indicates an obstacle is within three feet of the vehicle. The detection zone extends eight feet across the width of the vehicle and six feet in height.

For more information on the Guardian Alert, call 800-988-0555 or visit their Web site at www.guardianalert.com.



A next-generation microwave device, the Guardian Alert is an environmentally sealed, high-impact unit that provides drivers with both visual and audible warnings when they are backing up of objects behind them. Based on Doppler Shift motion-activated microwave radar, this system detects objects and indicates the distance—up to 12 feet—that the object is behind the vehicle.

tive software. The Dashboard automatically generates Web pages, which let scientists view sequence logs and downlinked images in real time.

PT

Out of Time

While recovering from an illness in 1665, Dutch astronomer and physicist Christiaan Huygens noticed something very odd. Two of the large pendulum clocks in his room were beating in unison and would return to this synchronized pattern regardless of how they were started, stopped, or otherwise disturbed.

An inventor who had patented the pendulum clock only eight years earlier, Huygens was understandably intrigued. He set out to investigate this phenomenon, and the records of his experiments were preserved in a letter to his father. Written in Latin, the letter provides what is believed to be the first recorded example of synchronized oscillators—a physical phenomenon that has become increasingly important to physicists and engineers in modern times.

More than 300 years after Huygens' letter, physicists at the Georgia Institute of Technology have recreated his original experiment. Beyond the historical curiosity, the researchers hope this straightforward mechanical system of gears, springs, weights and levers may help them gain insights into more modern and complex synchronized oscillators.

"Having a system available that lends itself to an intuitive and physical understanding could be quite useful," said Dr. Kurt Wiesenfeld, a Georgia Tech professor of physics. "We might be able to learn how this system is like laser systems or superconducting electronic systems. If there are general mechanisms affecting coupled oscillators, then perhaps we can learn about these mechanisms by using the clocks as mechanical analogs for electronic systems."

In particular, Wiesenfeld says the clocks may offer a new way to look at a type of electronic device known as a Josephson Junction.

"It's a very old-fashioned idea, not the way people who study coupled oscillators have been thinking about nonlinear dynamics over the past decade or so," he added. "Classical physics still has things to teach us."

The system under study consists of

location was kept secret.

"The teams only see the site through the eyes of the rovers just like it would be on a planet like Mars," said Dr. Carol Stoker, Ames chief scientist for the test. The science and engineering teams "see" the remote field site through the rover's instruments that collect black and white and color panoramic images, near-infrared spectra, and close-up measurements at the site, she said.

FIDO and K9 are each about the size of a St. Bernard. K9 weighs about 90 pounds and is 33 inches wide, 41 inches long, and 22 inches high. The rover moves at an average speed of 200 meters (less than one mile) per hour over smooth terrain. During the tests, K9 was powered both by solar panels and by rechargeable batteries. K9 is about twice the size of Mars Pathfinder's "sojourner" rover and is capable of performing tasks without much human help.

K9 was named for the robotic assistant in the British science fiction television series *Dr. Who*. Its chassis was built at the Jet Propulsion Laboratory to be mechanically identical to FIDO. Its electronics, avionics, and instruments were built at NASA Ames. "Our engineering team designed K9's electronics to consume very little power and to enable remote control of the robot's power subsystems," said Bualat. "This allows our autonomy software to selectively manage resources and power systems on and off, depending on the type of operations we are performing."

K9 is controlled through the "Virtual Dashboard," a GUI, designed and built at Ames, that lets the rover operator send single commands or build and up-link a sequence of commands. Command sequences are up-linked to the robot over a satellite and executed autonomously by K9's on-board execu-

two spring-powered pendulum clocks attached to a wooden platform with metal weights added. The platform is set on wheels, free to move along a level metal track. Though the clocks are much smaller than those built by Huygens, the relationship between the masses of the pendulum bobs and that of the overall platform is similar. The clocks' period time between ticks is also approximately the same. The modern clock system includes a feature not available to Huygens: laser monitoring that records the pendulum swings for computer analysis.



Undergraduate researcher Matthew Bennett adjusts the pendulum of one clock under study in this recreation of a 1665 experiment. More than 300 years later, physicists at the Georgia Institute of Technology have recreated the original experiment of Dutch astronomer and physicist Christiaan Huygens. The system consists of two spring-powered pendulum clocks attached to a wooden platform, which is set on wheels and freely moves along a level metal track. The modern clock system includes a feature not available to Huygens: laser monitoring that records the pendulum swings for computer analysis.

So far, the clocks have shown an ability to synchronize only in anti-phase—that is, with their pendulums swinging in opposite directions. This is true even when the pendulums are started in-phase—swinging in the same direction. The 1665 letter recounts that Huygens also observed only anti-phase synchronization, helping confirm that the Georgia Tech researchers have successfully duplicated his experimental conditions.

But the Georgia Tech clocks also display behavior Huygens did not describe: what the researchers call “amplitude death.” Instead of synchronizing, one or both pendulums ultimately stop moving altogether. This becomes more likely as

weight is removed from the platform carrying the clocks.

Unlike Huygens, Wiesenfeld and collaborators Dr. Michael Schatz and undergraduate student Matthew Bennett do have theories to explain what they see.

“In modern terms, the general motion of pendulums can be roughly described as a combination of in-phase and anti-phase synchronized motions, which are ‘normal modes,’” explained Schatz, an assistant professor of physics. “A key feature of our understanding of Huygens’ clocks is that the in-phase motion doesn’t couple to the platform in the same way as the anti-phase motion. In-phase motion can drive the very small platform movement, which drains energy out of the system through friction between the platform and the surface on which it rests.”

But when the clocks are synchronized in anti-phase, the swinging pendulums balance each other, generating no movement in the platform. This conserves their energy, thus providing a mechanism for favoring anti-phase motion by the system, he suggested. “The heavier the platform, the smaller the coupling between the two clocks,” Schatz said. “If it’s really heavy, the platform doesn’t move at all, and there is no coupling and no synchronization. But on the other hand, if the platform is too light and there is too much motion, it will damp out the clocks’ energy and create ‘amplitude death.’”

Despite the differences introduced by improved clock making, the fact that both systems display stable anti-phase synchronization shows the robustness of that feature, Wiesenfeld pointed out.

But questions remain. “There’s a lot of detective work in this,” said Wiesenfeld. “You can get some pieces of it, but you’re not sure what to fill in. The more you think about it, the more you can imagine other possibilities.” **PT**

No Pirates Allowed

PanelLink, a new transmitter and controller from Silicon Image, Inc., will allow consumer electronics manufacturers to securely transmit and display content-protected, high-definition Hollywood video without fear of piracy. The SiI 168 PanelLink transmitter and SiI 861 PanelLink controller are the first

end-to-end Digital Visual Interface (DVI) 1.0-compliant semiconductor chips to incorporate High-bandwidth Digital Content Protection (HDCP).

This HDCP capability has been heralded by the Motion Picture Association of America (MPAA) as a means of providing consumers with the high-definition, Hollywood-studio content they desire, while also preventing illegal and unauthorized duplication. This industry milestone paves the way for consumers to receive previously unreleased and unavailable high-quality video-on-demand.

The additional HDCP circuitry in the SiI 168 allows the transmitter to encrypt the data so that it’s content-protected by using special “keys” provided by the system manufacturer. The SiI 168 along with the new SiI 861 controller embedded in a display—such as a liquid-crystal display (LCD), digital projector, or high-definition TV (HDTV)—verifies that the display is the correct recipient for the data. Upon verification, the SiI 168 transmits the encrypted, uncompressed data, such as high-definition digital video, which is then authenticated by the SiI 861 controller and displayed for the end-user.

The SiI 168 operates with any PanelLink receiver to transmit standard DVI 1.0 video. Two SiI 168 transmitters may be used in a dual link mode to achieve data transfer up to 10 gigabits per second, supporting very-high resolution displays up to 2056 × 2048. All PanelLink transmitters introduced in 2001 will be HDCP-enabled. They are designed for set-top boxes, which are projected to reach 28 million units in 2000, as well as DVD players, digital VHS recorders, and PCs.

For high-end, flat-panel-display monitors, the SiI 861 controller is a single-chip solution incorporating a PanelLink receiver and additional display functionality. In addition to offering HDCP capability, the SiI 861 controller features advanced scalar and color enhancing technologies, which provide consumers with crystal clear, pure-digital images. The SiI 861 supports resolutions up to SXGA+ (1400 × 1050) with its parallel and integrated LVDS output enabling support of dual digital monitors. The SiI 861 is a simple, pure-digital controller that does not require a microcontroller, thus lowering system cost. **PT**

TALKING STATION FOR YOUR MODEL RAILROAD

This versatile add-on brings excitement and life to your model railroad. A simple circuit using an inexpensive audio-memory chip makes it easy to build. Your voice makes the announcements.

DENNIS EICHENBERG

The American Flyer No. 755 Talking Station was very clever when it was introduced in 1939. It consisted of a record that played, producing railroad chatter around the station whenever the train approached. The unit had many shortcomings. The records would wear out. The stylus, or needle, would wear out. The sound quality was marginal. However, the concept was excellent and in high demand.

Thanks to modern electronics, it is easy to produce a talking station today. I made an ISD1000A integrated circuit the heart of my electronic talking station. The device provides twenty seconds of electronically recorded sound and can be cascaded to provide many minutes, if so desired.

The circuit is easy to build and fun to use. It is compact, reliable, and inexpensive. With a little imagination, hobbyists can also use the circuit for a talking switch tower, water tower, newsstand, or anywhere else that sound would—or would not—be expected. One humorous idea is a stock car with a pinball-like “tilt” switch. If the car is jostled too hard, a recording of crying animals (sheep, cattle, horses, etc.) could sound their protest for being bumped!

Circuit Description. The Talking Station schematic is shown in Fig. 1. The main component is IC1, an ISD1000A voice record/playback integrated circuit. This device is an



analog-sampled data system with an on-chip microphone preamplifier, automatic gain control (AGC), anti-aliasing and smoothing filters, storage array, speaker driver, control interface, and internal precision reference clock.

As the ISD1000A takes each sample, it temporarily stores it in a sample-and-hold circuit and eventually records it into a single electrically-erasable programmable read-only memory (EEPROM) cell. The ISD1000A stores up to twenty seconds of sound using a sample rate of 6.4 kHz.

Thanks to the EEPROM technology, no power is required to maintain memory; the recorded sound remains intact until it is recorded

over. Re-recording may be done an almost infinite number of times. The integrated circuit is very versatile and can be configured for many different applications, but a basic configuration was used for the Talking Station.

To power IC1 requires five volts DC for proper operation. The full-wave bridge rectifier, BR1, together with IC3 (a 5-volt three-terminal regulator), provides the power. This supply circuit will work from any source from 5 to 20 volts AC or DC; polarity is not critical. The entire circuit uses about 50 mA when operating at normal volume, so heat sinking is not required. Capacitors C1–C4 are filters that enable the circuit to deliver good sound output quality.

VOICE CHIP AVAILABILITY

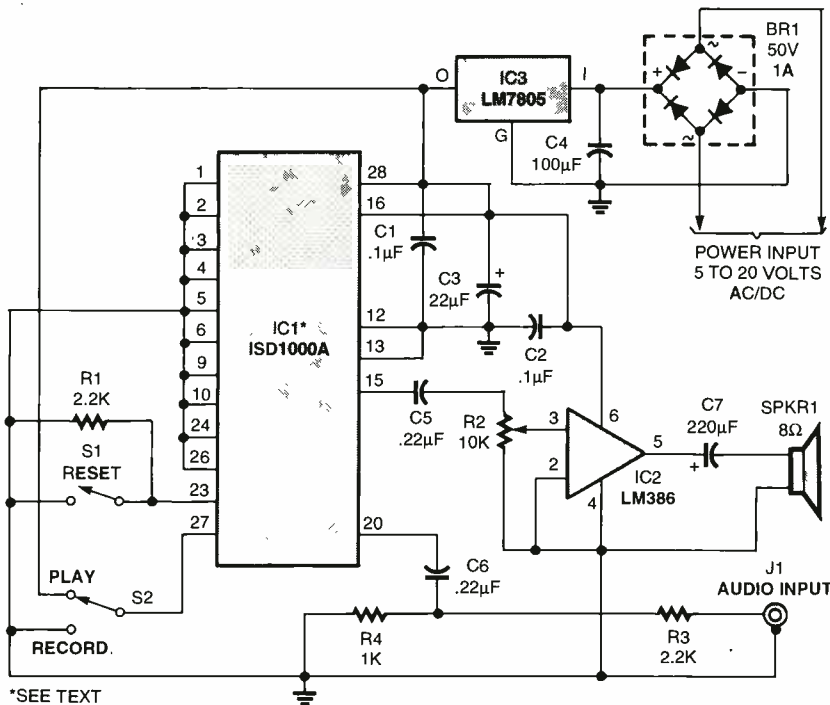
As we were going to press, we discovered that ISD, the ISD1000A manufacturer, has discontinued this device. While the device should be available from various surplus sources, it may be difficult to obtain in the future. However, a wide variety of similar devices are being manufactured and are readily available from many different sources. A visit to the manufacturer's Web site (www.isd.com) reveals numerous new-generation record/playback chips with longer playback times and the ability to store several messages on one chip. It is no longer necessary to cascade units to get longer periods of recording time; you simply purchase a device with that desired recording time.

The schematic and construction details shown in this article are all drawn around the ISD1000A. To use a replacement, it will be necessary to check the specification sheet and make some circuit changes as these devices DO NOT all have the same pinouts. Full data sheets—including pinouts and sample application circuits—are available for download from ISD's Web site.

All of the ICs and the bridge rectifier are compatible with the solderless breadboard and can be plugged right in. Switches S1 and S2 can also be plugged in. If you come up with a switch that cannot plug in because its pins won't fit the holes, simply solder on a short pigtail lead to each contact. The pig-tails then plug into the board. Capacitors C1, C2, C5, and C6 are non-polarized units and can be connected in either direction. Capacitors C3, C4, and C7 are polarized units; proper polarity must be observed. The resistors are (obviously) non-polarized, but potentiometer R2 should be connected so that the wiper (center terminal) is at ground when set fully counter-clockwise and at C5 when set fully clockwise. That way, R2's setting will "read correctly" to our home-stereo-trained minds.

Four wires must be brought off the board: two for power and two for the speaker. There is no need to be concerned about power polarity. Proper speaker polarity, however, should be observed. There is normally a red dot or a plus sign on the

(Continued on page 31)



*SEE TEXT

Fig. 1. The full schematic of the Talking Station.

To keep cost down, I use the analog input of IC1 rather than the microphone input. Resistors R3 and R4 comprise a voltage divider to make the standard line-output signal from an audio system compatible with IC1. Capacitor C6 couples the audio signal into IC1.


In many applications, IC1 can drive a speaker directly, but the output level is a bit low for most model-railroad applications. To overcome this limitation, I added audio amplifier IC2 to provide a good strong sound-output level that drives a speaker to the required volume. The volume is adjusted with potentiometer R2. The output from IC1 is coupled to IC2's input via capacitor C5. To drive a standard speaker, IC2's output needs a coupling capacitor; C7 fills that task.

The speaker can be any 8-ohm unit. Some experimentation with speaker type, size, location, and mounting is required to obtain the best results.

Switches S1 and S2 are used primarily for recording. Once a recording has been completed, you only need to power the circuit to make it play back. Switch S1 is a momentary pushbutton switch that is used to reset the circuit. Toggle switch S2 is used to select the record or playback function.

Building the Circuit. The circuit was built with parts that can be found almost anywhere. Most can be picked up at any local RadioShack store. I used a solderless breadboard to make assembly easy and to provide access for modifications if desired at some later date. Simply inserting the component leads into the breadboard as required makes all connections. The components can be easily removed and the circuit reconfigured at any time. The entire circuit is small enough to fit into an O-gauge railroad station.

Construction is not critical, but good wiring practices will assure satisfactory operation. Keep all of the components close together and make all lead lengths as short as possible.



The assembled breadboard. Only four leads go off the board; two to the power supply and two to the speaker. See text for details.

There's a lot of smart electronics INSIDE A FURBY

*There's much more to a Furby than meets the eye.
Let's peel back the fur and take a peek inside.*

JULIAN EDGAR



A child's toy might seem to be a strange subject for an electronics magazine like **Poptronics**. But as you'll soon see, it isn't. Packed inside a Furby's five-inch-high furry body is an amazing complexity of mechanical and electronic components—and software.

Unconvinced? How's this then? The software boasts the ability to actually change the toy's output behavior in response to the prefer-

ences of the child who owns it. Yes, the Furby can adaptively learn! When you consider the retail cost—just \$30, throw in a spoken vocabulary of 160 words (capable of being incorporated into no less than 1000 different phrases), and the ability of Furbys to automatically communicate with one another via a built-in infrared port, then you have state-of-the-art in a very unassuming package indeed!

The Toy. The Furby is a fur-covered pseudo-animal with fixed feet and a movable mouth, ears, and eyes. In addition, the Furby can rock forward on its base platform. The movable parts of the toy are mechanically driven by an internal electric motor (more on this in a moment) that operates the eyelids, opens and closes the mouth, and waggles the ears up and down. Also hidden under the fur are pushbutton switch-



This Furby's head, stripped of its outer covering and fur, reveals the light sensor between the eyes. On either side are infrared transmitter and receiver LEDs. Furbys can automatically communicate with one another via this infrared link.

es on the front and back as well as a switch inside the mouth that is triggered whenever the mouth is opened manually.


A big factor in the toy's success is its language skills, with an internal speaker able to clearly communicate "spoken" words and phrases. There are also additional inputs and outputs, but more about these later.

A short description of the toy does not do it justice; it is the way that it works which is so interesting. For example, as I write this, my Furby (yes, I bought one as part of the research for this story!) is "asleep." How do I know? Well, it made snoring noises, and then rocked forward and closed its eyes.

Loud noises or changes in light or other stimuli will not wake it. To rouse the beast, you must pick it up and tilt it to trigger an internal tilt switch. By the way, early Furbys were apparently much harder to put to sleep, requiring a certain sequence of events including lots of pats on the back. However, Furby manufacturer Tiger Electronics Ltd. changed


the design, fearing a backlash from exasperated parents. Furbys don't have an on/off switch, you see.

Here's an example of its behavior: I just picked up the toy and it said "Mmmmmmm, me love you." However, the last time I roused it from its sleep, it said "Sun's up."



This photo shows just how jam-packed a Furby is inside. A semicircular PC board is located just above the battery compartment, with the mechanical module mounted on top of that. The sound-sensing microphone is hanging on its lead in the foreground.

This lack of predictability in response to stimuli lifts the personality realism to a totally different plane compared to most toys. When awakened, it might have just as possibly said, "Me sleep again" or "Cock-a-doodle-do, big light!" Or it might have sneezed, giggled, or made one of many other sounds. Each Furby picks its own



In this view, the horizontal axis camshaft can be seen, with plastic cranks moved by the cam lobes connecting to the eyes, ears, and mouth. The cam-position switch is located in the middle of this picture, with the reset switch at the bottom. The wiring harness is held in place with many globs of hot-melt glue.

name from its available list of sounds (mine says "Me Too Loo"), and individual Furbys have differently pitched voices.

If left unstimulated for a few minutes (no noises, no changes in light intensity, or no switches pressed), a Furby will sometimes say "Mmmmm ...boring!" If still ignored, it will go to sleep. When taken for a ride in a car, a Furby will say "Wheeeeeeee!" whenever the car corners; and it will suggest that it wants to play "hide and seek" when the intensity of the light suddenly changes. When it is held upside down, it will initially giggle, which will sometimes

Kevin & Kell © 1999, Bill Holbrook



How NOT to treat a Furby.

For background, see www.ruben.org/holbrook, www.herdthinners.com, or www.kevinandkell.com.




The Furby's 2-inch speaker is capable of very clear sound reproduction.

change to "I'm scared" if it is held in this position for too long.

Games. There are several games built into the toy. For example, to place a Furby into the "hide-and-seek" mode, you need to cover and uncover the light sensor located between the eyes three times, and then the front pressure switch is activated ("tummy tickled" in Furby-speak). The beast then needs to be hidden within a minute, following which it will be quiet for three minutes. Once this time has elapsed, it will start saying "nah, nah, nah" at intervals until it is found.

When batteries are first inserted into it, a Furby speaks no English words or phrases. Instead it speaks in "Furbish," and a dictionary with 44 entries lists the English translations. However, after a few hours of stimulation, the toy starts to speak some English; and after a day or two, it speaks mostly English. Note, however, that English words are not actually being learned; instead, it would appear that after Furbish phrases and words have been "spoken" a set number of times,



The main PC board contains most of the electronic circuitry. The position sensor is at the upper left corner, while two daughter boards (each with a custom microprocessor) are located at the left.

that word or phrase is replaced by English.


The developmental stage that the Furby has reached is maintained when the batteries are changed. However, there is a reset mechanism that can be activated to return a Furby to infancy!

If a Furby initiates a pattern of behavior (for example, it makes kissing sounds when the front "tickle" switch is activated), patting it on the back (i.e., activating the rear switch twice) will reinforce this behavior. Consequently, individual Furbys can adopt slightly different behaviors on the basis of their owner's preferences.

So you can see that, from a child's perspective, a Furby is a very attractive toy indeed. It has a distinct personality (sometimes with negative character traits like belching and breaking wind!) and initially has its own language but soon learns English. It has its own demands: if it isn't fed, a Furby becomes ill and sneezes a lot. It's easy to see why Furbys have become so popular.

The Mechanics. As mentioned earlier, an internal motor drives the movable parts of a Furby. This reversible DC motor is mounted to one side of a "movement module" positioned inside the top half of the toy. The motor drives a series of reduction spur gears that rotate a worm drive. The worm drive, in turn, acts on a large cog attached to a shaft that has a series of cam lobes. These lobes bear on connecting rods that move the eyelids, mouth, and ears, and rock the Furby backwards and forwards.

Rotating the shaft in a single direction causes each moving part to be operated in sequence. Since each movable item has its own cam arranged so the lobe center angles do not overlap, each movable item can also be operated independently if the camshaft is rotated back and forth within a narrow rotational angle. For example, during "dancing" (where the Furby rocks back and forth), the shaft is rotated so that only the rocking motion lobe is operated. This position of the camshaft behaves as a "dead spot" for the lobes that drive the eyelids and




The small reversible DC motor works hard for its living; if the toy is used for extended periods, a strong "electric-motor" smell is emitted!

ears. During dancing, the eyes and ears stay still.

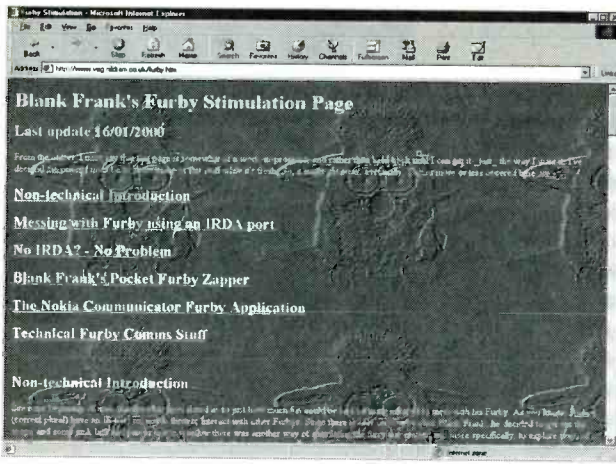
Because the main worm drive cannot transmit torque in the opposite direction (e.g., the motor cannot be turned by moving the ears), a slip mechanism is built into each movable body part. This mechanism allows these parts to be manually moved without causing damage.

The motor uses sprung copper leaves to transfer power to the commutator. Carbon brushes aren't used—instead there appears to be some type of conductive grease spread over the relevant area. This probably explains the strong "electric motor" smell if the toy has been operating continuously (e.g., held upside down) for some time.

The Electronics. The electronics comprise a main, double-sided PC board with surface-mount and conventional components on it. Additionally, there are two small daughter PC boards mounted on the main board at right angles, each carrying a custom COB (chip on board) microcontroller. Serial data is transferred



The microprocessors are custom designs, bonded directly to the PC board and encapsulated in black epoxy. With the Furby manufactured literally by the millions, this approach is very cost effective.



There are entire Web Sites devoted to Furbys and hacking techniques. One of the best is "Blank Frank's Furby Stimulation Page" at www.veg.nildram.co.uk/furby.html.



This Web site, at www.geocities.com/SiliconValley/Pines/7438/furby.html includes a program that lets you record, save, and play back a Furby's infrared signal.

between these two microcontrollers, which are run at 3.58 MHz.

A 93C46 non-volatile EEPROM with 1K of storage is mounted on the main board. This probably contains the Furby's name, developmental state, and adaptive memory. It would appear that a separate chip is solely responsible for generating the sound output—perhaps this approach has been taken to allow easy implementation of Furbys that speak other languages.

The system's inputs and sensors are as follows:

- A reset switch (next to the battery compartment under the toy)
- A back switch (senses back pats)
- A front switch (senses tickling)
- A cam-position sensor (a small leaf switch)

- A gear-speed sensor (an LED and sensor blocked by a black plastic gear with four slots)
- A ball-tilt switch (detects level, tilt, and upside-down orientations)
- A light sensor behind a panel between the eyes
- An infrared-receiver LED (near the light sensor)
- A microswitch "feed sensor" behind the mouth



The outputs are as follows:

- A 2-inch loudspeaker with a clear plastic cone
- An infrared-transmitter LED (near the light sensor in the forehead)
- Forward and reverse motor operations.

The motor is driven at battery

voltage (6 volts nominal), while a pair of diodes is used to provide 5.3-volt and 4.8-volt supplies for the rest of the circuitry.

Infrared Communications. One interesting aspect of the toy is its ability to use infrared transmissions to communicate with other Furbys. Furbys can normally communicate with each other when placed in close proximity, although my sample Furby steadfastly refused to communicate with another Furby whose access was arranged for just that purpose. Apparently, they are capable of transferring colds (the healthy Furby starts to sneeze as well) and developmental stages—a Furby can speak more English after being in contact with a more advanced Furby!



What do you do if your Furby "dies?" Tie a "toe-tag" to him and conduct a thorough autopsy, of course. You can find out the cause of Toh Loo-Kah's untimely demise at www.phobe.com/furby/cause.html.

THE FURBY FILES

There's lots more information on the Furby on the Internet. Much of the information for this article was derived from the many Web sites devoted to the history, dissection, hacking, and electronics of the Furby. Here is a representative list to get you started in your quest for all knowledge Furbish:

ai.tqn.com/compute/ai/library/weekly/aa101398.htmFurby

freeload.homestead.com/_ksi0701961574651052/hackfurby/files/furby.pdf

www.bluenepthune.com/~mazzliz/marius/furby.htm

www.geocities.com/SiliconValley/Pines/7438/furby.html

www.homestead.com/hackfurby/files/FURBYIR.html

www.phobe.com/furby/faq2.html

www.veg.nildram.co.uk/furby.html

www.wired.com/wired/archive/6.09/furby_pr.html

For the hackers, the infrared port also allows another pursuit—fooling a Furby into doing odd things by stimulating it with foreign infrared signals! IR-emitting devices that have been used for confusing Furbys include PC IRDA ports, purpose-built standalone Furby IR transmitters, the Palm III hand-

held computer with *OmniRemote* software, TV and VCR remote controls, and even a Nokia 9110 mobile phone!

If you want to find out how to do this, refer to the Web sites listed in the sidebar. That's right; there are entire Web sites devoted to Furbys and hacking techniques. Take a

look at "Blank Frank's Furby Stimulation Page" (www.veg.nildram.co.uk/furby.htm), for example. Among other things, he shows you how to control a Furby using a computer's IRDA port.

What, no IRDA port? Blank Frank's got that covered as well, with a simple circuit that you can build yourself.

For the technically minded, here's how Furbys communicate: they use IR pulses approximately 150–200 mS wide with a bit time of 2 mS. The communication packets consist of nine bits sent six times, with silence between each set of nine bits, giving a repeat rate of about 100 mS. The nine bits consist of a start bit, four data bits, and then the same four data bits inverted. There are a total of 16 different signals that can be communicated.


A few years ago, a self-learning toy that talked, communicated "intelligently" with other toys of the same type, and contained internal software that gave a very real simulation of "personality" would have been the stuff of dreams—especially at this price! Furbys show that not all electronic advances are confined to esoteric areas. **P**

TALKING TRAIN STATION

(continued from page 26)

positive terminal of the speaker. Connect this side to C7 and the other terminal to ground. Audio input goes through J1. Its center terminal connects to R3; the outer terminal goes to ground. Double-check all wiring against the schematic to verify that it is correct before applying power.

Setup. Connect the completed Talking Station as shown in Fig. 2. Adjust R2 to its center position and



For automatic operation, a conventional Lionel sensor is used to trigger the speech module.

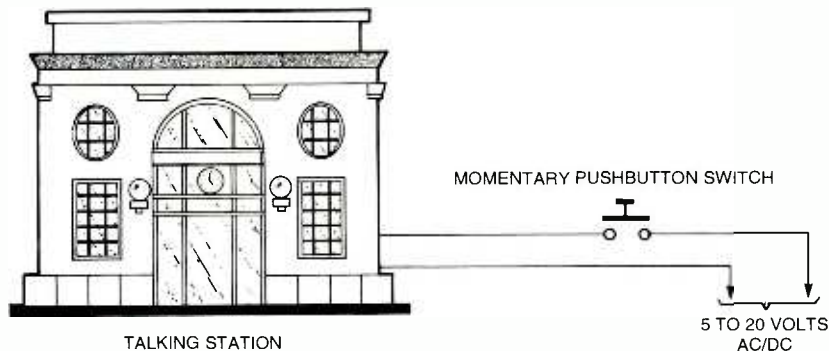


Fig. 2. How to set up the Talking Station circuit for manual operation.


connect an audio source to J1.

Prepare whatever you want the Talking Station to say. To make sure that you get the best recording quality, make a tape recording with the desired twenty seconds of sound on a good quality tape deck. A voiceover with background sounds from an actual railroad station can be quite effective.

When you are ready to commit your announcement to silicon, set S2 to the "record" position. Turn the

power on. Turn the audio source on. Momentarily press S1 to reset the unit; IC1 is now recording. Play back the tape recording into the circuit. Record for at least twenty seconds. Turn the audio source off. Turn the power off. I have done this with great success, and it can be done as many times as required to achieve the desired results.

On The Layout. Set S2 to the "play"
(Continued on page 64)



The GameEnhancer

An adaptable, fun, and educational microcontroller kit with a PC interface.

STEVE HENRY

Playing the board version of TV quiz games can sometimes be dull. Unless you have some type of buzzer or other signaling device, taking turns lacks the thrill of racing to see who can answer the question first. How can you determine with some degree of fairness who was first off the bench? With the *GameEnhancer* presented here, you can do just that and liven up those games. Up to four contestants can compete to answer a question now.

Adding to its similarity to TV game shows, a selectable theme song can be played in the background while

the contestants compete to be the first to respond! While playing up to 16 different programmable and selectable songs, the *GameEnhancer* detects and displays on a seven-segment LED which game-control button was pressed first.


The unit itself is compact and runs on batteries or from a 9- to 12-volt DC wall transformer. It comes with a combination on/off switch and volume control.

In addition to livening up some board games, this design is easy to build and use. It is based around Microchip's 16F873 flash-program-

mable microcontroller. You don't need a PIC programmer—the programming circuit is included in the design. For those who understand the PIC programming language, commented source code is provided for easy modification. You can even use the main unit to program and debug other PIC16F873 processors when the project isn't pressed into service making games more exciting. If you know something about designing or modifying PIC software, you can create and compile your own assembly-language file using Microchip's free software; see

onics

PROTOTYPE	FEATURES	ROBOTICS WORKSHOP
\$100	GAME ENHANCER!	\$100
\$200	\$200	\$200
\$300	\$300	\$300
\$400	\$400	\$400
\$500	\$500	\$500



www.microchip.com for details and download instructions. In fact, the GameEnhancer can also be used as a 16F87X-series programmer.

What's unique about the Game-Enhancer is its adaptability. With Microchip's free assembler and linking software, the GameEnhancer software can be modified to build a number of other projects. The peripheral circuits (audio output, LED display, serial EEPROM memory, A/D converter, buttons, and serial interface to a PC) can be combined in different ways. For example, the GameEnhancer—with modified software—can display a "count-down" and trigger a 5-volt relay to launch a model rocket (while a science-fiction movie theme is played, of course!). With the serial PC data interface, the A/D converter, and unused pins on the microcontroller, the GameEnhancer can log data for science projects or home-control applications. Those examples are beyond the scope of this article—but not beyond the

scope of an inquisitive mind!

The software comes with several useful tools and runs under Windows 95/98/NT. It includes not only the ability to download code for the PIC processor and values for the EEPROM, but also has diagnostics and debugging capabilities. These can come in handy when you want to modify and test changes in the software.

Basic Operation and Game Playing.

When you turn on the Game-Enhancer, it starts to play a theme song stored digitally in the EEPROM. It then flashes random displays on the LED while waiting for the first contestant to press the button on a game handle. When a button press is detected, the theme music stops and the winning contestant's number is flashed on the display. After (hopefully) answering the question correctly, the person who pressed the game button first presses the button again to re-start the theme music, and the whole process is repeated.

I've already mentioned the power

options for the Game-Enhancer. With four AA batteries, about eight hours of game play are possible before a battery change is necessary. The microcontroller's analog-to-digital converter is combined with a voltage-reference chip to signal when battery power gets low.

Notes for the songs to play are programmed into the serial EEPROM using the software and a spreadsheet or word processor to input the data. About 4000 notes can be programmed into the 64K-bit serial EEPROM. Song selection is done by holding down any of the game buttons while the power is turned on. This puts the device in a special setup mode, which allows you to repeatedly press any button to cycle through and select one of 16 different songs. The next time the unit is turned on, it will play the selected melody.

Circuit Description. The schematic diagram of the GameEnhancer is shown in Fig. 1. Please refer to it during the following discussion.

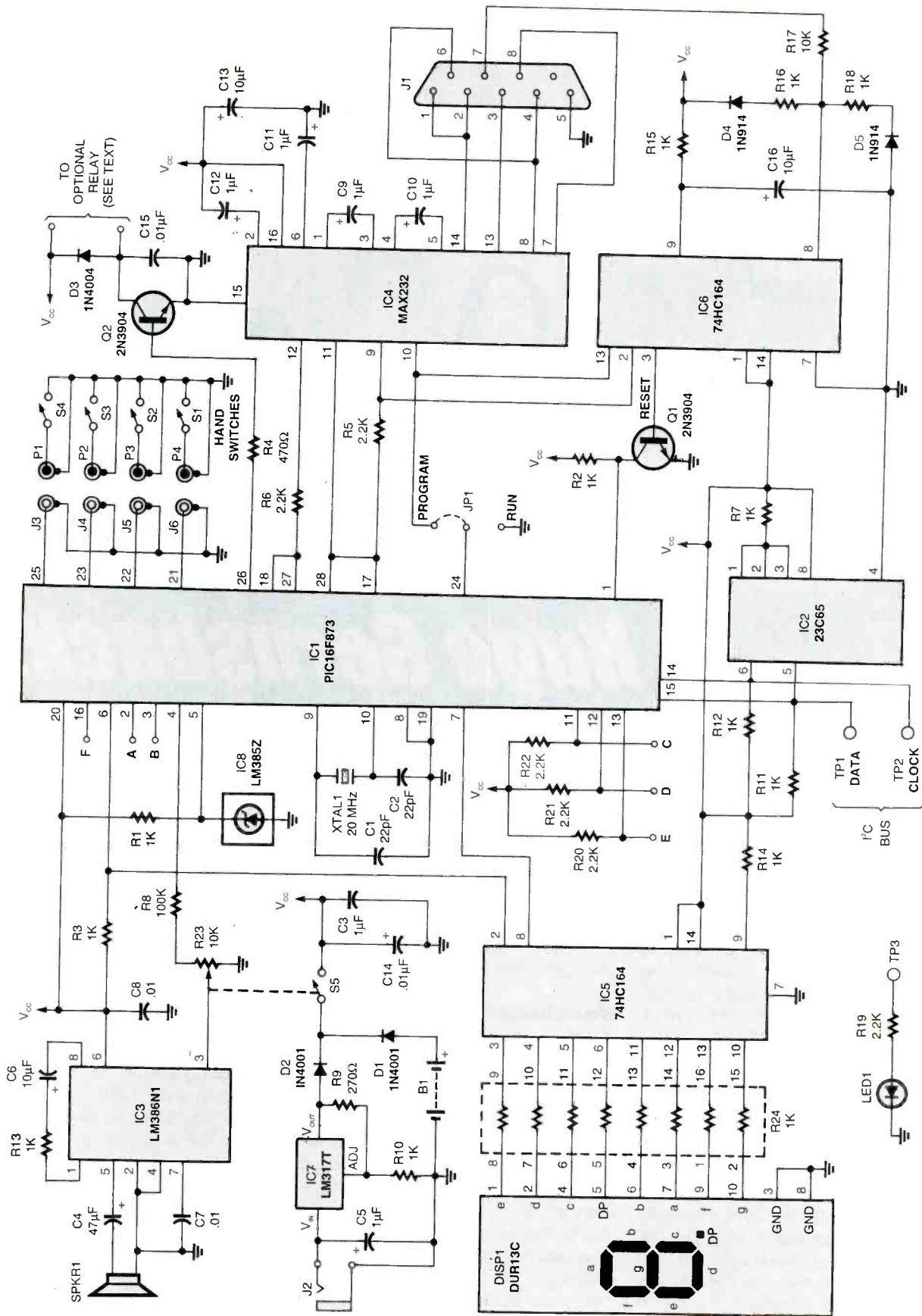


Fig. 1. The GameEnhancer, built around a 16F873 microcontroller, has many features that can be used in projects other than enhancing board games. With new software, the same hardware can do many different tasks, such as triggering a model rocket.

Distance Education ...

Nearly 70 years of experience with over 150,000 graduates worldwide. At CIE you get a proven, patented, learning method to achieve your career and educational goals.

Choose from a Bachelor or Associate Degree/10 Career Courses or over 30 Micro Courses.

Toll-Free Faculty Assistance and 24 hour priority grading. At CIE you're just a phone call away for one-on-one assistance.

Enroll on-line. Visit CIE's web site at www.cie-wc.edu and take a look at all of our educational offerings and services. You can even take a first lesson.

Visit CIE's Bookstore's web site at www.ciebookstore.com and review our Micro Course offerings and Supplemental Training programs, plus thousands of books, software, tools, test equipment, study guides and videos.

It truly is your one stop training resource center.

We wrote the book on it ...Since 1934



If you're looking to earn a degree, complete a career course, or upgrade your current skills, CIE's independent study programs may be the right answer for you.

Find out more about CIE by logging on to www.cie-wc.edu. In addition to the online enrollment form you'll find everything you need to know about CIE like detailed course descriptions, VA and DANTES benefits, a sample lesson, tuition prices, financial assistance, and it's all just a click away at www.cie-wc.edu.

Call For A Free Catalog

1-800-243-6446



A school of thousands. A class of one. Since 1934.

Enroll On-line www.cie-wc.edu Shop On Line www.ciebookstore.com

YES! I am interested
Please send me a catalog. PT23

Name: _____

Address: _____

City: _____ State: _____ Zip: _____

Phone: _____

1776 E. 17th St. • Cleveland, OH 44114

The heart of the GameEnhancer is IC1, a PIC 16F873 flash-memory microcontroller. This new-generation chip sports not only a rich set of peripheral functions, but also an in-circuit programming ability.

Grounding pin 24 of IC1 with JP1 puts IC1 into its in-circuit programming state. Unlike other flash-memory microcontrollers in the PIC line, this part can be programmed using standard 5-volt supply voltages. Other processors (such as the 16F84) require 13 volts for programming, resulting in a more complex circuit.

An RS-232 serial interface provides for that in-circuit-programming capability as well as data communications with a PC and diagnostics of hardware and software. Low cost, simplicity, and availability were the deciding factors in choosing that protocol.

A MAX232 (IC4) translates the voltage levels between RS-232 and the digital logic within the GameEnhancer. That chip can handle four lines; we need five for the programming-control feature. For the fifth line, a simple diode and resistor circuit (R16, R17, R18, D4, and D5) translates the RS-232 voltages into a range of -0.7 volts to $V_{cc}-0.7$ volts. Using discrete components for a single input line was cheaper than an additional multi-line converter chip. Resistors R16 and R18 prevent short circuits in case the diodes are accidentally inserted backwards.

To clarify the relation between the RS-232 circuit and its use in PIC programming, let's look at the relevant components shown in Fig. 2. The RTS line clocks data on the DTR line into IC6, a serial-to-parallel shift register. The outputs of IC6 control IC1's reset, program, and run modes. The levels of the PGM (pin 24) and the nMCLR (pin 1) lines set those modes.

To program, pin 24 of IC1 must be held high. Note that jumper JP1 can be set to force pin 24 low and disconnect pin 13 of IC6 from IC1; that "write protects" the PIC chip from accidental writing to its program memory.

Let's look at an example of how the circuit behaves. To put the PIC into "program" mode, the string of digits 10000000 is cycled into IC6 from the serial port (J1) using the RTS and DTR signals. The first shift puts the "one" bit into serial-register line "A". That immediately resets IC1.

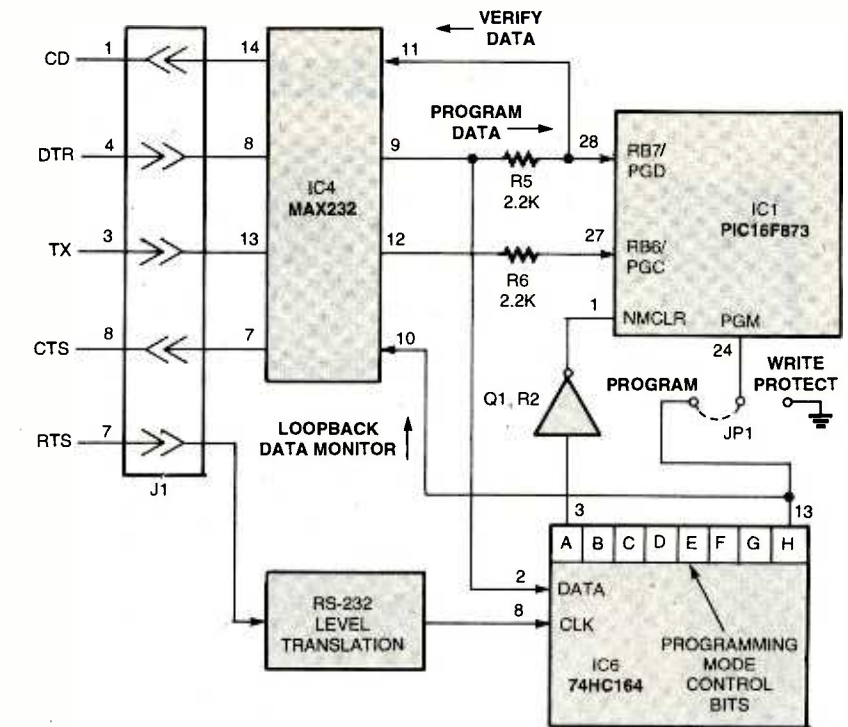


Fig. 2. This detail shows the PIC-programming portion of the GameEnhancer.

Over the next several clock pulses, zero bits are shifted into IC6; the one bit moves down the line. Each zero bit that enters IC6 lets IC1 run. When the one bit finally reaches the last serial register, "H," the PIC enters its programming mode.

You might wonder why the reset control is inverted by Q1. Keep in mind that this circuit must also work properly with no serial interface connected. To do that, R15 and C16 create a reset pulse during power up so IC6 contains zeros. A zero is fine for IC1's program pin, but will hold the PIC in a continual reset condition. Inverting the zero to a one solves that situation. More importantly, that start condition must be done before IC1 completes its own startup sequence.

A "loop-back" test is also built into the circuit. Note that pin 13 of IC6 is connected to the CTS line on J1. Any data from the serial interface is clocked back to the CTS line eight clocks later. Sending a pattern of ones and zeros is a quick and easy way for the host software on the other side of the RS-232 interface to see if the control circuit is working properly.

Once IC1 is in its programming mode, the data to be stored must be entered. That is done with three additional serial lines. The DTR sig-

nal presents each data bit to be stored, and the TX signal clocks it in. To verify that the bit is properly stored, the TX line clocks out each bit, which is made available on the CD line. The DTR line is held high to act as a pull-up voltage in conjunction with R5.

Song notes and configuration information is stored in IC2, a 64K serial EEPROM. With the note format chosen for this design, the GameEnhancer can store just over 4000 notes. Pull-up resistors R11 and R12 and address-encoding resistor R7 are necessary to support the "inter-IC" protocol—or I²C—developed by Philips. The advantage of using I²C is future expandability. It is feasible, for example, to add I²C parts such as temperature sensors, voice recorder/playback chips, USB-interface circuits, or additional memory by connecting them to TP1 and TP2. All that is necessary for the hardware interface is that a different address is set with pull-up resistors for each peripheral chip. Of course, the software controlling IC1 would have to be modified to take advantage of the new hardware.

Up to four players can use the GameEnhancer. Each player controls one of the switches, S1-S4. Those momentary-contact switches are connected to IC1. Internal pull-up resis-

C4 AC couples the speaker to the amplifier.

The LED display, DISP1, presents three things: a flashing pattern while the background song is playing, the winning contestant number, and a low-power indication as needed. Display current is limited by R24. A serial-to-parallel shift register (IC5) reduces the number of PIC output lines that are needed to drive DISP1 from eight to two. One line clocks data on the other line into IC5, and the data pattern sets which segments light.

Power can be supplied from either B1 (a set of four AA batteries) or from an external DC power supply connected to J2. The external voltage source is regulated by IC7, an LM317T voltage regulator. Protection diodes D1 and D2 prevent regulated DC from going into the batteries. Bypass capacitors help to eliminate switching noise on the power-supply rails. Capacitor C13 is especially critical to dampen the switching-power-supply oscillations generated by IC4.

The power supply voltage level is monitored by IC1. The 16F873's analog-to-digital converter samples the supply voltage, comparing it against a reference voltage supplied by IC8. If the power supply voltage falls below 3.7 volts, DISP1 will blink "L" followed by "O" while playing music.

A handy feature built into the GameEnhancer circuit is that LED1 and R19 form a very simple digital-logic probe, although not used for normal operation. With a length of wire connected to TP3 as a probe, LED1 will light up when several volts are detected on the wire.

Future expandability was an important design objective for this kit. Beyond the various input and output circuits already described, there are six unused I/O pins that have been brought out to connection points labeled "A" through "F." While they are not used with the GameEnhancer, you can write special software that uses those pins for whatever you want.

One additional capability built into the GameEnhancer's hardware, though not used in this device, is Q2. That transistor can be used to control a 5-volt relay; again, with special PIC software that you must write if you want to use that fea-

ture. Diode D3 prevents any inductive "kickback" from the relay's coil from damaging the GameEnhancer's circuitry when the relay is turned off. Note that if you are contemplating connecting this optional relay to high voltages or currents, please be very careful to follow good safety precautions and design techniques.

Software. The GameEnhancer's PIC software contains several major sections. Figure 3 shows the basic flow chart of how the various sections fit together. A full description could fill the entire magazine, so we'll only touch on the highlights. For details, study the commented source code.

We'll start with initialization. That code executes whenever power is applied to the GameEnhancer and configures items like the processor's peripheral functions, control register and variable values, and the external circuits such as the PC system and the RS-232 interface.

If a button is held down during initialization, the program branches to the song-selection section. The current song is displayed. Each time any button is pressed, the next song number is displayed. That number becomes the selected song and is stored in IC2. Note that to exit, power must be cycled.

After initialization, IC1 enters the main loop. This loop exits under one of three conditions:

- Power is removed
- The serial port sends a diagnostic command
- The song contains a special diagnostic value

Each time IC1 goes through the loop, the buttons are checked. If any are pressed, the button-handling routine stores that button number. The internal timers (used for song playback) are disabled. The winning button number is flashed several times accompanied by a couple of beeps. Once the button is released, the system waits for that button to be pressed again. When it is, the main loop is re-entered.

A "tie-breaker" algorithm is used to select the winner if more than one button was pressed: A semi-

random number chooses among the pressed button numbers. Note that special switch de-bouncing algorithms are not used. Bouncing switch contacts seem to work as an effective random tiebreaker for switches that are pressed within a few milliseconds of each other.

If a command is available on the serial line, the loop exits to a special diagnostics-command routine. Whatever value is in the serial register is treated as a command and is processed accordingly. The PIC can return serial information to the host PC through the serial line as well. Once the diagnostic mode is entered, power must be cycled to exit.

The flashing display uses a designated bit in IC1's memory. If that bit is set, it's time to change the display. That bit, called a *flag* in "software-speak," is controlled by a software routine associated with IC1's internal countdown timers; we'll discuss that aspect of the program later.

A loop-counter variable chooses which segment flashes next. The selection acts like a "pseudo-random" number selector—DISP1 only looks like it is randomly flashing. There is also a flag for the low-voltage display.

A check is made to see if the current note has reached the end of its designated playing period. Like the flag discussed in the display routine, the same timer controls another flag for note duration. If the flag is set, then the oscillator must be stopped, the next note must be retrieved from IC2, and the timers set to play the new note's pitch and duration. The oscillator is then restarted with the new note period loaded into the appropriate hardware timer.

As a last step before repeating the loop, the A/D section of IC1 checks the battery voltage by converting the voltage on pin 5. The A/D converter provides an output between 0 and 255 based on the voltage at the A/D input. Since the A/D uses ground and IC1's supply voltage as references and IC8 fixes the input voltage at 2.5 volts, the converted value has an inverse-linear relationship to the supply voltage; as the supply voltage drops, the A/D value rises. If the A/D converter reads 128, then the voltage present is 128/255 of the supply

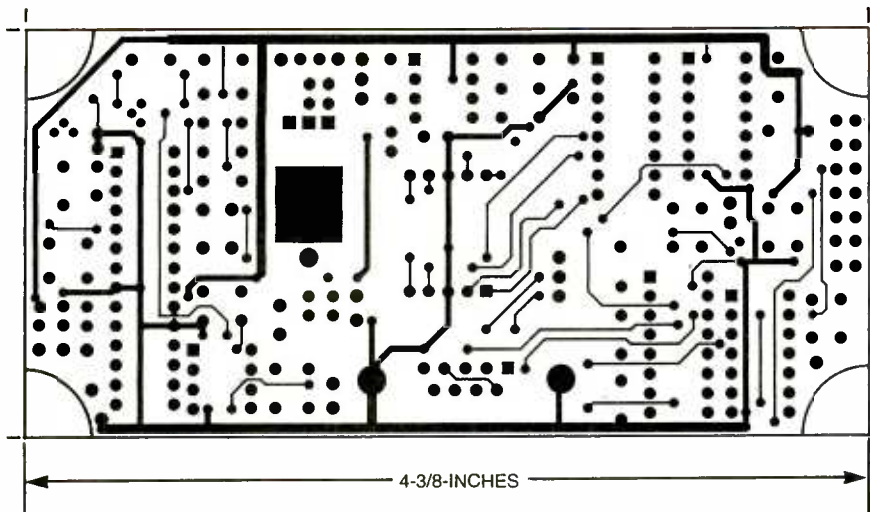


Fig. 4. This foil pattern for the component side of a double-sided PC board reduces wiring errors when building the GameEnhancer.

voltage. Determining the actual voltage is a matter of applying the linear algorithm in reverse: dividing 255 by the number read and multiplying it by 2.5. For example, if the A/D readout is 145, then $255/146 \times 2$ represents a measured supply voltage of 4.4 volts. When the calculated voltage falls below a set threshold, the algorithm will cause the LED to signal the low-power condition.

Interrupts. The GameEnhancer uses two hardware timers within IC1 to control time-sensitive functions: playing music and flashing the display. Each timer has a signal to tell the central-processing unit (CPU) to stop what it's doing and run special code. When that special code, called an *interrupt routine*, completes, the values in the CPU's registers are restored to their original values before the timer interrupted the CPU. The original program then continues execution as if nothing happened.

One of the timers, designated `TIMER0`, interrupts program execution every 7.8 mS. This timer handles duration of the display flashes and note duration. Two special memory locations keep track of how many times `TIMER0` interrupts the CPU. One of those locations is associated with the display and the other with the musical note. One at a time, the values of the memory locations are decremented by one. If either reaches zero, the interrupt routine sets

the appropriate flag to signal when it is time to change the display or play the next note in the song.

The other timer, `TIMER1`, takes care of generating the actual note pitch. Fast response and precision are important to this routine for audio quality. Each time the timer triggers an interrupt, the service routine toggles the audio-output pin. The initial time value (stored in a special memory location) is reloaded into `TIMER1`'s countdown register. That way, precise squarewaves are generated for the song.

Storing and Playing Songs. As we've said before, `TIMER1` counts the delay for each cycle of a note's pitch. One way to store the notes would be to simply store the values that need to be loaded into `TIMER1`. Since `TIMER1` needs a 16-bit value, that is not as efficient as it could be in terms of storage space. Also, it would take a great amount of calculation to find the actual frequencies and associated timer values.

There is a better way, and the GameEnhancer uses it: a look-up table that stores the pre-calculated timer values. If, for example, we want to play the sixth note, we simply count 12 bytes (two bytes for each note) from the beginning of the table and load the next two numbers into `timer1`. A standard piano keyboard has 88 notes, so it is very easy to create a table for, say, 73 notes—from C two octaves below Middle C to C four octaves

above Middle C. The notes can be stored as single bytes.

Playing the right pitch is only half of the story; length is the other. Again, we've discussed how `TIMER0` does that, but what are the "magic values?" The time-out value of 7.81 mS plus software overhead can play a maximum of about 60 notes per second; the rest should be simple math. For example, if our song—say, any Sousa march—is 120 beats per minute, a quarter note is 500 mS ($\frac{1}{2}$ second), or 64 "ticks" of the timer ($7.81 \times 64 = 499.84$).

With that method, the longest note would be 7.81×255 , or about 1.9 seconds. What if we want a longer note?

Longer notes need a modification to the duration scheme; they don't need as much resolution. Counts from 128 through 255 increase the base time period to 100 mS. The number 128 is subtracted from the count number, and the result becomes the number of 100-mS counts in the duration. For example, a count number of 129 becomes $(129-128) \times 100$ mS as a duration. A count number of 145 results in a duration of $(145-128) \times 100$ mS, or 1.7 seconds. With this scheme, a note duration can range from 100 mS to 12.7 seconds.

Using the notation scheme for notes just described enables slightly over 4000 notes to be stored in IC2's 8K capacity. A simple quiz game song such as the 32-measure theme from "Jeopardy™" uses about 260 notes including rests and the repeat at the end. Thus, about 520 bytes out of the 8K bytes are required.

To round out our discussion on musical notation as it applies to the GameEnhancer are some special "codes" that can be embedded in the song. The value "0" for the note pitch represents a rest; the oscillator is turned off for the duration of the note period. The entry value 120 followed by a zero or a one indicates that the song should be repeated. The note value 127 indicates that the song should stop. The oscillator is turned off, and the diagnostics loop is entered.

The "120" code is useful when debugging songs. By specifying a second value between 2 and 4096, you can jump to any note in the

song—just like a “goto” statement. The target note is relative to the beginning of the song. For example, the entry “120 200” would go to the 200th note of the song. Note that if the number is greater than the number of notes in the song, the jump goes to the last note of the song.

See the sidebar for an alternative music-notation format.

Construction. The GameEnhancer can be built on a perfboard using standard construction techniques. However, the use of a printed-circuit board is recommended; reduced wiring errors and greater stability of high-frequency signals are the advantages. Foil patterns are shown in Figs. 4 and 5 for the component and solder sides, respectively. Due to the complexity of etching a double-sided board, you might want to consider purchasing a pre-etched board from the source given in the Parts List. If you do etch your own board, note that the foil patterns yield a board that has no need to solder component leads on the top side of the board—with one exception. Of course, you will need to make connections at all places where the circuit path jumps from one side to the other.

If you are using a board from the source given in the Parts List or one etched from the foil patterns, follow the parts-placement diagram shown in Fig. 6 in locating the various components. Start by mounting the IC sockets; IC1 requires a socket. It is strongly recommended that you use a socket for IC2 as well. The other integrated circuits don’t need sockets, but their use makes replacing damaged or faulty components a snap.

In general, start with smaller components and work your way up to the larger devices. Resistors and capacitors should be mounted before the semiconductors. Following that order exposes the active devices to the least amount of soldering heat and possible electrostatic discharge due to handling during construction. Note that the resistors tend to be mounted vertically as a space-saving technique.

Some of the capacitors and all of the semiconductors are polarized; double-check their orientation

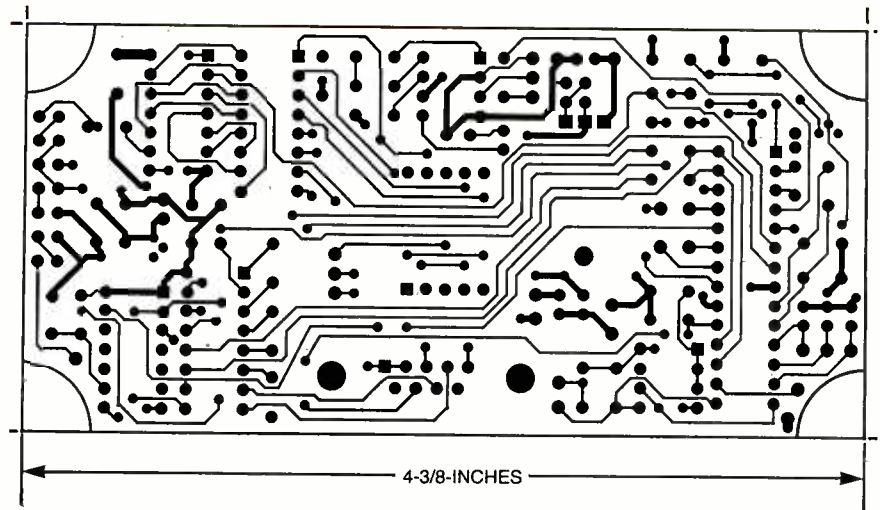


Fig. 5. Here’s the foil pattern for the solder side of the GameEnhancer. Note that the board was designed so that soldering components on the component side is not required; only the via holes carry signals between the two sides.

before soldering them. If you install a part backwards, you might ruin it as well as the rest of the board when power is first applied. Integrated circuits tend to die in an instant when exposed to the wrong voltages; capacitors like to explode and burst into flames!

You can mount J1 directly to the board or make a remote connection to a panel-mounted connector with a series of insulated wires.

Finally, DISP1 is mounted on the solder side of the board—the one exception that we mentioned earlier. Check the polarity and seating of the component before you solder—it is very difficult to remove.

For initial tests, you need to connect J1, J2, B1, R23, SPKR1, and S5 to the PC board. When everything is ready for the “smoke test,” look over your work for any “dumb” errors such as missing or incorrect components, solder splashes, cold or unsoldered joints, and the like. It’s usually a good idea to set the unit aside and come back to it the next day when your mind is fresh and alert.

One final step before testing—**remove** IC1 if you inserted it into its socket. We’ll be using a PC to test the board.

Programming and Testing. To initially program and test the GameEnhancer, download the special software from the Gernsback FTP site; it can be found at ftp.gernsback.com/pub/pop/game_enhancer.zip.

Functions include diagnostic tests of the GameEnhancer, programming IC1, storing data in IC2, and song entry. The application software requires one of the 32-bit Microsoft Windows operating systems (95, 98, or NT).

Check your work one more time for any mistakes. Be sure that the socket for IC1 is empty. If you have an ohmmeter, check for connectivity between J2 and the input pin of IC7. Make sure that the battery holder is properly connected as well. There shouldn’t be a direct short between the power and ground traces on the board. If everything passes muster, connect J2 to a 9–12-volt DC power supply; you can also use batteries if you so choose.

Close S5 by turning R23. Connect J1 to the serial connector on the back of a PC using suitable cable. Install and start the downloaded software. You will be instructed to follow a diagnostic turn-on procedure. This includes connecting each peripheral chip (serial section, audio amplifier, LED display, EEPROM, switch connections, etc.) to the serial lines to check out that the sections are working. Connections are made using two wire-wrap jumpers that you hook from pins 27 and 28 of IC1’s socket to various other pins. The PC software will toggle signals on these lines that will enable checkout of each section.

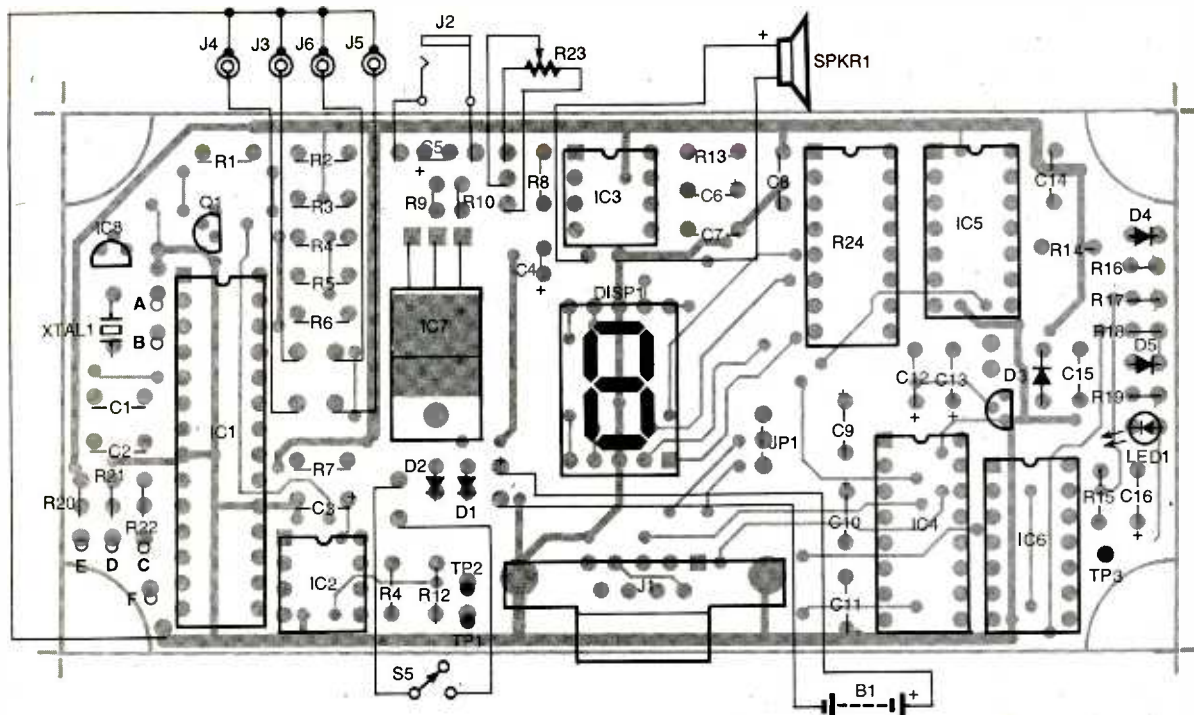


Fig. 6. Use this parts-placement diagram when building the GameEnhancer. All resistors are mounted vertically to save "real-estate" space on the PC board.

Once the diagnostics checkout is completed, power down the GameEnhancer. Insert IC1 into its socket and reapply power. Make sure that JP1 is in its "program" position; pin 24 of IC1 should be connected to pin 13 of IC6. If pin 24 is grounded, IC1 can't be programmed.

The next step tests IC1. If the microcontroller tests good, you are ready to program IC1 with a selectable object-code file. Obviously, you'll want to select the GameEnhancer's software. A programming technique that Microchip recently introduced—which is implemented here—helps speed up reprogramming a PIC during program development if you are modifying the GameEnhancer software. Each memory location is read prior to writing a value. If the value read is already correct, that location is skipped. When making many changes, this speedup is very handy, especially if only a few bytes need to be changed.

The final step is to download the song information into IC2. You simply select an ASCII text file that has the proper codes; the software handles the rest.

With the GameEnhancer tested and programmed, you should now hear the song play and see DISP1

flash. If you don't, you might need to verify that you have sent the correct files to the unit.

Final Assembly. Now that the circuit board is working properly, we need a case to hold the unit. Any suitable size plastic case will do; it should be as wide and long as the PC board and thick enough for the battery holder.

Several holes are needed for mounting the controls and external components. Mark the locations with a center punch; that will keep the drill from wandering during the drilling operation. Drill holes for R23 and J2-J6. You can choose any location you want. The author's prototype uses the edges of the case for those items.

A square hole is needed on the front panel for DISP1; measure the PC board for location. Drill several small holes at each corner and along the edges. Punch out the plastic and file the edges smooth. You could also use a rotary cutter if you have access to one. If you do, run the tool slowly so the case plastic doesn't melt. Whatever method you choose, cut the hole too small and enlarge it bit by bit, test-fitting the PC board after each cut.

Holes are also needed for the speaker. Mount the speaker to the solder side of the PC board with double-sided tape, foam tape, or epoxy. A good location is next to DISP1. Whatever method you choose should not short any metal parts of the speaker to the traces on the PC board. Measure the speaker's location and mark the case. Drill a hole pattern of your own choice within the marked area of the case. A pattern of concentric circles is a pleasing combination; you can see that in Fig. 7.

Connect the various components to the PC board with suitable lengths of insulated wire. Fit the PC board into the case, securing it with double-sided foam tape; screws, spacers, and nuts; or any method of your choosing. You can leave it free-floating if the battery holder presses against it when the case is closed. Any components wired to the PC board from the test should now be mounted to the case. The GameEnhancer should now look like the unit depicted in Fig. 8.

Before closing the case, turn on the GameEnhancer and short the connections from J3-J6 one at a time. The correct number should be displayed on DISP1. Shorting the con-

PARTS LIST FOR THE GAMEENHANCER

SEMICONDUCTORS

IC1—16F873 PIC microcontroller, integrated circuit
 IC2—24C65 serial EEPROM, integrated circuit
 IC3—LM386-N1 audio amplifier, integrated circuit
 IC4—MAX232-CPE RS-232 transceiver, integrated circuit
 IC5, IC6—74HC164 serial-to-parallel shift register, integrated circuit
 IC7—LM317T three-terminal adjustable voltage regulator, TO-220 case, integrated circuit
 IC8—LM385Z 2.5-volt reference, integrated circuit
 Q1, Q2—2N3904 NPN silicon transistor
 DISPI—DUR13C seven-segment light-emitting diode display, common cathode
 LED1—Light-emitting diode, any color
 D1, D2—1N4001 silicon rectifier diode
 D3—1N4004 silicon rectifier diode
 D4, D5—1N914 (or 1N4148) silicon signal diode

RESISTORS

(All resistors are 1/4-watt, 5% units unless otherwise noted.)

R1—R3, R7, R10—R16, R18—1000-ohm
 R4—470-ohm
 R5, R6, R19—R22—2200-ohm
 R8—100,000-ohm
 R9—270-ohm
 R17—10,000-ohm
 R23—10,000-ohm potentiometer, audio taper, panel-mount with integral on-off switch
 R24—1000-ohm, 8-element resistor network

CAPACITORS

C1, C2—22-pF, NPO ceramic-disc
 C3, C5, C9—C12—1- μ F, 25-WVDC, tantalum electrolytic
 C4—47- μ F, 16-WVDC, electrolytic
 C6, C13, C16—10- μ F, 16-WVDC, tantalum electrolytic
 C7, C8, C14, C15—0.01- μ F, ceramic-disc

ADDITIONAL PARTS AND MATERIALS

B1—6-volt battery (4 AA or equivalent)
 J1—DB-9 female connector, PC mount
 J2—2.1-mm male power jack, panel mount
 J3—J6—RCA-style jack, panel-mount
 JP1—Three-pin header with jumper block
 P1—P4—RCA-style plug, inline
 S1—S4—Single-pole, single-throw, normally open momentary-contact pushbutton switch
 S5—Single-pole, single-throw switch (part of R23)
 SPKR1—8-ohm miniature flat speaker, 0.4-watt
 XTAL1—20-MHz parallel-cut crystal, low profile
 Knob for R23, case, battery holder for four AA cells, optional 9–12-volt DC wall-mounted power supply, 1/2-inch PVC pipe and cap, IC sockets, wire, hardware, etc.

Note: The following items are available from: QuestKit, 3124 Appaloosa Ct., Ft. Collins, CO 80526; 970-206-1292; www.questkit.com: Complete kit of electronic parts, switches, sockets, PC board, pre-drilled case, handle assemblies with precut holes, handle wire, CD with software, and detailed assembly instructions, \$74.95 plus \$7.50 for standard ground shipping/handling; partial kit of all above-listed items minus case, handle assemblies, connectors, and hookup wire, \$59.95 plus \$5 for standard ground shipping/handling; printed-circuit board, pre-programmed IC1, and IC2, \$29.95 plus \$4 for standard ground shipping/handling; commented source code and software license for PC interface and high-level algorithms, \$19.95 plus \$3 for standard ground shipping/handling. CO residents please add 3% sales tax. MasterCard, Visa, personal checks, or money orders accepted.




Fig. 7. Several holes need to be located and drilled for mounting the external components of the GameEnhancer. Note the rectangular hole for DISPI and the "speaker-grille" hole pattern.

If you want to paint the handles, now is the time. A semi-gloss spray paint works well. Black or blue paint matches most available plastic enclosures, as well as looking good. You can either leave the end caps white or spray paint them also.

Solder a ten-foot length of two-conductor lamp cord to each switch; black wire looks better. If available, shrink a piece of head-shrink tubing around each solder connection. Mount a switch in each end cap, thread the wire through one of the tubes, and cement the end cap to the tube using PVC pipe cement.

Solder the other end of the wire to P1-P4. Again, a piece of shrink tube around each connection is a good idea.

It is helpful to label the plugs and handles with an identical number (1, 2, 3, and 4). You can use rub-on transfer numbers, plastic-model decals, or clear envelope labels and a printer or marker pen to make those labels.

The completed and tested Game-




Fig. 8. With all of the components installed and wired, the GameEnhancer's case is ready to be closed.

necter a second time should restart the music. Finally, you can screw the cover in place. If you have a large case, you might need to put in some non-conductive foam material on top of the battery holders to keep everything in place.

Game Handles. The four game handles (see Fig. 9) are constructed using

six-inch lengths of 1/2-inch PVC pipe and end caps. Drill a hole in the center of each end cap for S1–S4. You may want to use a vise and a towel to hold each end cap in place for drilling. Note that you might need to remove some plastic from within the end cap to get the switch to tighten properly. That can be done carefully with a knife or a rotary tool.



Fig. 9. Each game handle is a length of PVC pipe with a momentary-contact pushbutton mounted on an end cap. Painting the handles an appropriate color gives the GameEnhancer a slick look.

Enhancer is shown in Fig. 10.

Using the GameEnhancer. Any games that require taking turns to respond are candidates for the GameEnhancer. Games in the TV quiz-show format are naturals—you can play them just like the television versions. "Jeopardy™" is a natural fit—and is made more exciting by following the rules used in the TV quiz form of the game.

With a little thought, other games can be modified to take advantage of the GameEnhancer's properties. For example, with *Trivial Pursuit™*, the first person to "buzz in" and answer the question could be the one able to move a piece and select the category for the next question.

A list of public-domain songs is provided at www.questkit.com. You can augment that list with standard theme songs appropriate to the game you are playing. You can obtain music for many TV quiz games at a local sheet-music store. Use either a spreadsheet program or a word processor program to fill in a table of note values that you




Fig. 10. The completed GameEnhancer is ready to liven up your next hot session of Trivial Pursuit™!

SONG FORMATS

There are two possible file formats used for encoding the songs. One type is discussed in the section "Storing and Playing Songs." While it matches the GameEnhancer's internal-storage format and gives much more flexibility and control over the musical rendition, it is more tedious to convert from sheet music. The alternative format discussed here is simpler and is closely related to music notation. It is translated into the second format by the PC host software when downloading a song to the GameEnhancer. Any formatting errors are reported prior to downloading.

The alternative format starts with a single number on the first line representing the tempo in quarter notes per minute and ranges from 40 to 210. Each subsequent line is one note value and duration. The note values are represented as capital letters. These consist of the letters C, D, E, F, G, A, and B for the names of the musical notes, and R to represent a rest. Sharps and flats—the black keys on a piano—are added after the note value as a "#" sign or as a lower-case "b." Putting one, two, or three minus signs in front of the note lowers the octave by one, two, or three octaves below middle C. Putting one, two, three, or four plus signs in front of the note raises the octave by one, two, or three octaves above middle C. For example, to indicate C# two octaves below middle C, the notation would be

-- C#

Spaces or tabs are permitted between any of the characters.

The duration is placed on the same line after the note value and modifiers. There are a number of different note lengths encountered in written music. These include whole notes up to 128th notes, dotted notes, and tie notes. In our notation system, whole notes are represented by the number "1," half notes by the number "2," quarter notes by "4," and so on up to 128th notes represented by the number 128. Incidentally, 128th notes use up storage space very quickly with only a 4000-note capacity; fortunately, they aren't used very often!

Up to 3 periods can be added after each note to represent the dotted notation used in written musical notation. Each period will lengthen the note by half its value. For example, the representation

C 4..

will play middle C for a duration of $\frac{1}{4} + \frac{1}{4} = \frac{1}{2}$ or $\frac{1}{2}$ note. Adding additional length numbers on the same line makes tie notes. For example, two tied middle-C $\frac{1}{4}$ notes would be represented as "C 44." Lastly, triplet eighth notes are indicated by the number "3."

To make a song sound more realistic and musical, it is necessary that you add very short rests between phrases and after tie notes. In addition, the duration of notes at the end of phrases and tie notes needs to be shortened just slightly. Musicians do this naturally; it's called "phrasing." To make this easy to encode, add the letter "p" (for "phrasing") after any note that needs this adjustment. That note will be played with a shorter duration followed by a very brief pause. Another timing mark is the staccato notation (dot under the note). Add the letter "s" after the timing value to adjust for staccato.

There are two notations used to direct which note is played next. No special notation means play the next note in the sequence. At the end of each song, the letter "R" is placed to indicate that the song should repeat. On any line, the letter "S" followed by the note number (counted from the beginning of the song) causes a jump to that note number in the song. This is very helpful when first debugging a song. Placing the repeat mark at various places can help focus debugging efforts.

As an example, here is the first bar of "Pop Goes the Weasel" (from an unknown 18th-Century English composer).

60
C 4
F 4p
F 4
G 4p
G 4
A 4
C 4
A 4p
F 4p
C 4
F 4p
F 4
G 4p
Bb 4
G 4.
F 4.p
R

can then download to the unit as described elsewhere in this article.

Remember: The player whose button was detected is the one who must clear the GameEnhancer once DISP1 stops blinking. This is

accomplished by pressing the button once.

The GameEnhancer is a fun addition to most board games, helping to identify the quick and the clever.

Is that your final answer?

What A Long, Strange Trip It's Been

Dear Readers:

This is the last Q&A column that I will write for *Poptronics*, although I'll probably help with portions of future columns and will certainly continue to write articles. I've had great fun writing Q&A since 1995, and I will miss you.

Writing Q&A is a part-time job; I work full-time as a research scientist at the University of Georgia's Artificial Intelligence Center. My specialty is computer modeling of human thought and language. This has suddenly become a hot area, with lots of industry interest, lots of eager students, and more consulting clients than I can handle. Recent research projects include a Web page that answers user questions asked in plain English, new techniques for encoding the logic of microcontroller programs, and a talking oscilloscope. Regrettably, I have only one life to live, so I must drop some activities in order to pursue others.

You're all invited to come visit me at my University Web page, www.ai.uga.edu/~mc. I'll never forget my roots as an electronic hobbyist; writing Q&A for these five years was a very satisfying way to give something back to the hobbyist community. To my ham radio friends in particular: TNX ES VY 73!—Michael A. Covington, Ph.D., N4TMI

Building A Test Bench

Q I'm building a portable test bench and have three questions.

First, I want to build a digital voltmeter with an Intersil ICL7139 IC. How can I make this chip drive 7-segment LEDs instead of the LCD displays for which it was designed?

Second, I need positive and negative 5-volt supplies. If I were using batteries, I could connect two of them in series and ground the middle point in order to get +5 and -5 volts. Can this be done with two linear 5-volt supplies? When can and can't you do this?

Third, I've read about being able to print meter faces on label sheets with an HP graphics printer. I have some old meters that I can take apart and measure the angles and

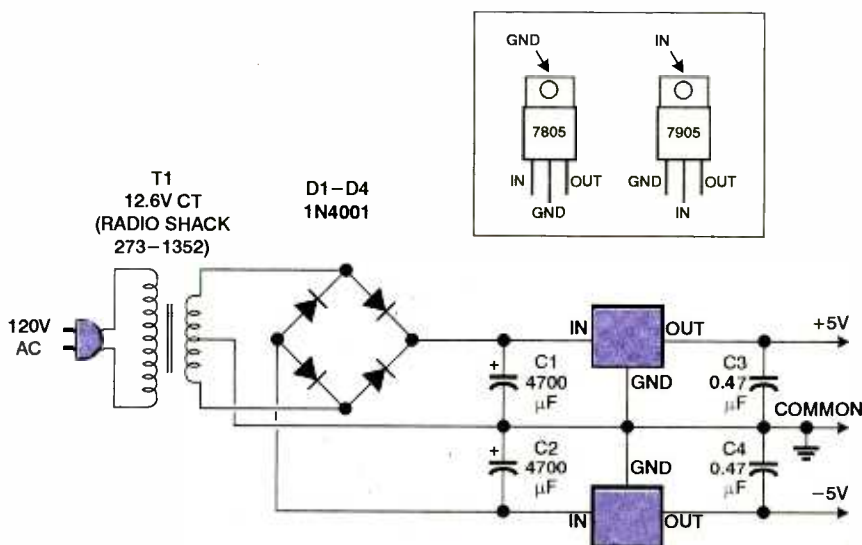


Fig. 1. When building this simple split 5-volt power supply, note that the voltage regulators have different pinouts (as shown in inset). If high current is not needed, T1 can be a RadioShack 273-1265; C1 and C2, 1000 µF.

arcs; but how can I print new faces for them?—J. H., Elwood, IN

A The ICL 7139 is designed for a specific LCD display that is quite hard to find (in fact, in ten minutes of searching I couldn't find them anywhere). Less than \$2.50 will buy you an ICL 7107 digital-voltmeter chip, which is designed for LEDs. The chip and suitable displays are available from Jameco Electronics, 1355 Shoreway Road, Belmont, CA 94002; www.jameco.com; data sheets and application notes are at www.intersil.com. If you decide to go with LCDs after all, Jameco has both the ICL 7106 and an LCD display that works with it. Bear in mind also that you can buy a complete digital-panel meter for about \$15.

Can you connect power supply outputs in series like batteries? Only if there is no DC connection between the power supplies anywhere else. They can still be driven from the same AC line through separate power transformers, but no parts of their DC circuitry can be grounded or connected together, except for the one connection that you are making. Look especially for hidden connections to power-line ground. It's generally better to build a split power supply like that shown in Fig. 1, which is good

for at least 0.5 amp with proper heatsinks; see also Radio Shack's book, *Building Power Supplies*.

Finally, making meter faces is no trick; you can do it with any computer-graphics program—such as *Micrografx Draw*, *Corel Draw*, or *Adobe Illustrator*—and any printer that prints graphics. With care, you can even make meter faces with the *Paint* program that is included in Microsoft *Windows*. Just draw it, print it, and stick it on. Instead of label stock, I prefer to use plain paper and a bit of rubber cement.

Camera-shutter Tester

Q I would like to make a camera-shutter tester with an LCD to show the exposure time.—A. D., Athens, Greece

A Such a project would be too complex for this column, though it would make a good construction-project article. All you have to do is measure how long the light is shining on a switching phototransistor. The old-fashioned way to do this is to measure the voltage to which a capacitor can charge while the phototransistor is conducting. Plans for a simple tester of this kind are given in the book *Camera Maintenance and Repair*

(Vol. 1) by Thomas Tomosy (Amherst Media, 1993).

Several Web sites feature interesting shutter-tester circuits. See www.smu.edu/~rmonagha/mf/shutterspeed.html and www.geocities.com/Yosemite/2131/sbspeed.html. The latter site uses your computer's sound card to capture the brief pulse and measure its length. All the circuits are very simple because they use an external voltmeter, frequency counter, or computer as the display device.

Your Name In Lights

Q I would like to build a sign board on which 25 to 35 different names could be spelled out in LEDs, and then light each name for a few seconds. I'd rather use individual ICs and relays instead of computer technology. What is the best way to do this?—H. F., Thiells, NY

A See this column in *Electronics Now*, August 1997, for a diode-matrix circuit that enables you to light up the same set of LEDs in a different combination for each name.

However, if you don't use computer circuitry, what you're building could get very complicated. To close a number of relays in succession, you might use a series of CD4017 decade counters in cascade, driven by a 555 oscillator. See this column, last month, for a similar arrangement to energize five optocouplers in sequence. The CD4017 data sheet describes how to cascade chips to get more than 10 outputs.

Origin Of "Ham" Revisited

Q Further to your August column, I researched the origin of the term "ham radio" several years ago and found that in the early 1900s, there was a magazine called *Home Amateur Mechanic* that included many radio projects. I believe the term "ham" was derived from the title of this publication.—R. J., Citrus Heights, CA

An ancient (1940s) radio book that I have explains that "ham" stands for Hertz, Ampere, and Marconi, three of the greatest scientists whose work led to the invention of radio. Radio dials are also labeled in Hertz's memory (kilohertz, megahertz, etc.).—

D. S. C., Modesto, CA

A In historical research, as in science, it's not enough to have a plausible theory; you have to test it against the

evidence and to remember that even an old book can be quite mistaken. (I'm not sure 1940 counts as "ancient," though!)

The fact is that amateur telegraph experimenters were called "hams" well before 1900s. The word was short for "ham-fisted," i.e., clumsy. Amateur actors were also called "hams" well before 1900, apparently referring to the title of a popular minstrel show. The weight of the evidence is that "ham radio" is derived from one or the other of these.

I can't verify the existence of *Home Amateur Mechanic*; it's not in the Library of Congress online catalog (www.loc.gov). There have been publications named *Home Mechanics*, but their initials don't spell "ham."

And the "Hertz, Ampere, Marconi" theory is one I've never heard anywhere else; the trouble with it is that the term "ham" was in use among telegraphers before Marconi started his experiments in 1895.

Desperately Seeking Transformer

Q I'm writing to you out of desperation. I'm trying to fix an old GE stereo, model C445g (vintage 1971). The main problem is an open primary in the power transformer, whose two secondaries are rated to deliver 60 volts AC center-tapped (0.6 A rectified DC) and 5.8 volts AC (0.28 A AC), respectively. Where can I get such a transformer?—Phillip N. Pfeiffer, 5324 Kenneth Road, Milton, FL 32583

A We're publishing your full name and address in case a reader knows where to get the exact transformer. What I suggest, though, is that you contact Signal Transformer Company (www.signaltransformer.com); 500 Bayview Avenue, Inwood, NY 11096-1792; 516-239-5777 and ask them to recommend a substitute, probably two transformers with their primaries in parallel. Despite their name, this company makes power transformers, not signal transformers; they're very good to work with and the products are of high quality.

Alternatively, you can do some scrounging. You can surely use a 6.3-volt transformer in place of the 5.8-volt winding; the 60-volt center-tapped winding is harder to replace, but suitable

transformers do exist. Yet another option is to see if a local electric-motor shop can rewind the broken primary—or do it yourself.

Voltage Regulator Correction

Q In your September column, your calculations are incorrect. Regulating 35 volts down to 12 volts at 0.5 amp, the regulator dissipation is $(35-12) \times 0.5 = 11.5$ watts, not 7 watts as you state.—S. M. Wartenberg, Philadelphia, PA

A Oops! That's the result of switching from one example to another while I was doing the final revision. Fortunately, 11.5 watts is still within the capacity of an LM7805 on a good heatsink.

Another Voltage Regulator Correction

Q In your September column, p. 22, the formula for R1 (the resistor in a Zener shunt regulator) seems to be missing the regulated voltage. It should be $R1 = (\text{min. input voltage} - \text{reg. voltage}) \times (\text{max. current} + 0.001)$.

In your worked example, R1 should be 24 ohms—or 22, using the nearest standard value—and a 22-ohm resistor could dissipate as much as 24 watts.—Norman Mahler, Wolcott, CT

A Oops, again—you're right. This particular example got badly mangled as I was in the process of revising it. Fortunately, the main point stands, which is that this particular voltage regulator is not practical.

Need PS/2 Mouse Port

Q The PS/2 mouse port on my computer's motherboard has failed. Does anybody make an ISA, EISA, or PCI bus card with a PS/2 mouse port on it? For reasons I won't go into, I can't use a serial mouse.—B. L., Kent, WA

A Such a card ought to exist, but we haven't been able to find one. The obvious difficulty is that the port address assigned to the PS/2 mouse is already taken up by the hardware on the motherboard. How about using a USB mouse?

Intermittent TV Problem

Q I work for an electric utility, and we occasionally find a problem we call "half out." One of the two phases from the 240-volt service to the house is damaged or disconnected. Often the connection is loose and intermittently heals itself.

When this condition exists, TVs and other electric appliances function erratically. When the customer takes the appliance to the shop, it works perfectly since the line voltage at the shop is normal. Perhaps this information will help the frustrated repairman who wrote to you from Florida.—Dan Okrasinski, Gresham, OR

A Thanks for writing. Indeed, there are lots of things that can go wrong with house wiring; one that once drove me batty was an intermittent open connection in a circuit breaker, so that the power would cut out for a few milliseconds at a time. This looked for all the world like RF interference or an intermittent fault in all my radios. Replacing the circuit breaker cured it.

The moral of the story? Check the customer's line voltage and try lending the customer a known-good TV for use at the same location.

Port Access From Visual Basic

Q In the July Q&A, a reader asked about port access from Visual Basic. I have found "VBASM," a DLL available free from SoftCircuits Programming (Salt Lake City, Utah), to be extremely useful for this sort of access. It can be downloaded from www.softcircuits.com and distributed freely.—E. A. Grens, Rio Vista, CA

A Thanks! VBASM is one of many good programming tools available at that site.

60-LED Clock

Q What I'd like to do is make a round digital clock (digits in the middle) with 60 LEDs around the outside. At the start of each minute, the LEDs would light up in sequence, one each minute, until all 60 would be lit. Then they'd all go off, and the sequence would repeat. I've seen such clocks in TV newsrooms but they are very expensive.—J. R., Portland, OR

A If you'll settle for lighting the 60 LEDs one at a time, see this column in **Electronics Now**, November 1995, pages 8-9 (reprints are available from the Gernsback Reprint Bookstore at bookstore@gernsback.com).

Writing To Q&A

As always, we welcome your questions. The most interesting ones are answered in print. Please be sure to:

(1) include plenty of background information (we'll shorten your letter for publication);

(2) give your full name and address on your letter (not just the envelope);

(3) type your letter if possible, or write very neatly; and

(4) if you are asking about a circuit, include a complete diagram.

Questions can be sent to Q&A, **Poptronics Magazine**, 275 G Marcus Blvd., Hauppauge, NY 11788, or e-mailed to q&a@gernsback.com, but please do not expect an immediate reply in these pages (because of our backlog) and please don't send graphics files larger than 100K. Due to the volume of mail, we regret that we cannot give personal replies. **Q**

HOW TO GET INFORMATION ABOUT ELECTRONICS

On the Internet: See our Web site at www.gernsback.com for information and files relating to **Poptronics** and our former magazines (**Electronics Now** and **Popular Electronics**) and links to other useful sites.

To discuss electronics with your fellow enthusiasts, visit the newsgroups *sci.elec.tronics.repair*, *sci.electronics.components*, *sci.electronics.design*, and *rec.radio.amateur.homebrew*. "For sale" messages are permitted only in *rec.radio.swap* and *misc.industry.electronics.marketplace*.

Many electronic component manufacturers have Web pages; see the directory at www.hitex.com/chipdir/, or try addresses such as www.ti.com and www.motorola.com (substituting any company's name or abbreviation as appropriate). Many IC data sheets can be viewed online: www.questlink.com features IC data sheets and gives you the ability to buy many of the ICs in small quantities using a credit card. You can also get detailed IC information from www.icmaster.com, which is now free of charge although it formerly required a subscription. Extensive information about how to repair consumer electronic devices and computers can be found at www.repairfaq.org

Books: Several good introductory electronics books are available at RadioShack, including one on building power supplies.

An excellent general electronics textbook is *The Art of Electronics*, by Paul Horowitz and Winfield Hill, available from the publisher (Cambridge University Press, 800-872-7423) or on special order through any bookstore. Its 1125 pages are full of information on how to build working circuits, with a minimum of mathematics.

Also indispensable is *The ARRL Handbook for Radio Amateurs*, comprising over 1000 pages of theory, radio circuits, and ready-to-build projects, available from the American Radio Relay League, Newington, CT 06111, and from ham-radio equipment dealers.

Copies of past articles: Copies of past articles in **Electronics Now**, **Popular Electronics** (post 1995 only) and **Poptronics**

are available from our Claggk, Inc., Reprint Department, P.O. Box 12162, Hauppauge, NY 11788; Tel: 631-592-6721.

Poptronics and many other magazines are indexed in the *Reader's Guide to Periodical Literature*, available at your public library. Copies of articles in other magazines can be obtained through your public library's interlibrary loan service; expect to pay about 30 cents a page.

Service manuals: Manuals for radios, TVs, VCRs, audio equipment, and some computers are available from Howard W. Sams & Co., Indianapolis, IN 46214; (800-428-7267). The free Sams catalog also lists addresses of manufacturers and parts dealers. Even if an item isn't listed in the catalog, it pays to call Sams; they may have a schematic on file which they can copy for you.

Manuals for older test equipment and ham radio gear are available from Hi Manuals, PO Box 802, Council Bluffs, IA 51502, and Manuals Plus, PO Box 549, Tooele, UT 84074.

Replacement semiconductors: Replacement transistors, ICs, and other semiconductors, marketed by Philips ECG, NTE, and Thomson (SK), are available through most parts dealers (including RadioShack on special order). The ECG, NTE, and SK lines contain a few hundred parts that substitute for many thousands of others; a directory (supplied as a large book and on diskette) tells you which one to use. NTE numbers usually match ECG; SK numbers are different.

Remember that the "2S" in a Japanese type number is usually omitted; a transistor marked D945 is actually a 2SD945.

Hamfests (swap meets) and local organizations: These can be located by writing to the American Radio Relay League, Newington, CT 06111; (www.arrl.org). A hamfest is an excellent place to pick up used test equipment, older parts, and other items at bargain prices, as well as to meet your fellow electronics enthusiasts—both amateur and professional.

The World's "Smartest" Metal

Who said being backwards is a bad thing? Who said that inanimate objects can't have a memory? This time around we're going to look at a metal alloy that not only does things backwards, but it's smart. "Impossible!" you might say. "How can a metal be 'smart'?" If your education is a bit wanting in that area, then let me introduce our star pupil, *Nitinol*.

Nitinol is an alloy of nickel and titanium that belongs to a class of materials called *shaped-memory alloys* (SMA). SMAs have interesting mechanical properties. For example, Nitinol *contracts* when heated—the opposite of what standard metals do when heated (expand). Not only does the alloy contract, but it also produces a 100X greater thermal movement (expansion, contraction) than standard metals.

Another interesting property of SMAs is the *shaped-memory effect* (SME). The alloy can be heat treated to "remember" a particular shape. Afterwards, if the shape is bent and distorted, the alloy may be heated to regain its original shape. The SME property is used in a few toys like the "Livewire," shown in Fig. 1.

The Livewire is a fun little toy. The directions tell you to place it in cold water, bend the wire into any shape you want, and then place it in hot water—and the wire pops back into shape.

The Livewire toy is made of a particular Nitinol formula that has a low transition temperature—the temperature of hot water. When placed in hot water, the wire will unfold and unbend itself (if bent out of shape), reverting back to its original shape. If hot water isn't readily available, you could also pass an electric current through the Livewire to heat it up.

History

Although people have known about and experimented with SMAs since 1932, it wasn't until 1961 that SMAs



Fig. 1. Livewire is a Nitinol-wire product that demonstrates the shape-memory effect.

came out of the laboratory. William Beuhler, working at the U.S. Naval Ordnance Laboratory, discovered the SME effect in an alloy of nickel and titanium. At the time, the scientific team was trying to develop a heat- and corrosive-resistant alloy. What they discovered was a relatively inexpensive and safer (non-toxic) SMA.

The team named the new alloy Nitinol (pronounced "night-in-all"). The name represents its elemental components and place of origin. The "Ni"

and "Ti" are the atomic symbols for nickel and titanium. The "NOL" stands for the Naval Ordnance Laboratory where it was discovered.

The mixture of nickel to titanium in Nitinol is about equal. The smallest change in the ratio of the two compounds has a dramatic effect on the transition temperature of the resulting alloy. For instance, a 1% difference in the ratio varies the transition temperature from -100° to $+100^{\circ}$ C. Every company manufacturing Nitinol products must hold the ratio of the components to a precise level to insure a stable and repeatable transition temperature. The Nitinol alloy we are experimenting with has a transition temperature of 70° C.

How It Works

The properties of Nitinol rely on its dynamic crystalline structure. The molecular structure is sensitive to external stress and temperature. The alloy has three defined temperature phases:

Austenite Phase—This is when the temperature is above the *transition temperature*. The transition temperature varies depending upon the exact composition of the Nitinol alloy; commercial alloys usually have transitional temperatures between 70° to 130° C (158° to 266° F). The yield strength with which the material tries to return to its original shape is considerable: 35,000 to 70,000 psi. The crystalline structure is cubic.

Martensitic Phase—A low-temperature phase. The crystal structure is needle-like and collects in small *domains*. Within the small domains, the needle-like crystals are aligned. The alloy may be bent or formed easily. The deformation pressure ranges from 10,000 to 20,000 psi. Bending transforms the crystalline structure of the alloy producing an internal stress.

SOURCE INFORMATION

Images Company
39 Seneca Loop
Staten Island, NY 10314
718-698-8305
www.imagesco.com

Livewire—\$5
6-mil Nitinol wire (70° C transition temperature)—\$5 per foot
15-mil Nitinol wire (70° C transition temperature)—\$12.50 per foot

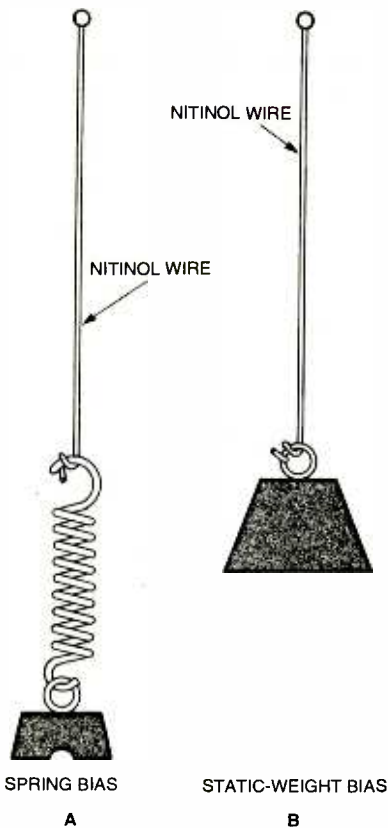


Fig. 2. Once Nitinol contracts, you need to "bias" it with some method to stretch the wire back to its relaxed position.

Annealing Phase—The high-temperature phase. The alloy will reorient its (cubic) crystalline structure to "remember" its present shape. The annealing phase for the Nitinol wire we are working with is 540° C.

The physical properties of our Nitinol wire sample are shown in Table 1.

TABLE 1	
Physical Properties	
Tensile Strength	—200,000 psi
Melting Point	—1250° C (2282° F)
Resistance	—1.25 ohms per inch for 0.0060-inch diameter wire
Corrosion Resistant	

When Nitinol is at room temperature, it is in the martensitic phase. When the alloy is bent, the needle-like crystalline structure within the domains deforms, creating internal stress. When the alloy is heated above its transitional temperature (austenite phase), the crystalline structure changes from needle-like to cubic. The cubic structure of the alloy doesn't fit into the same space as

the needle-like domain structures formed when the alloy was bent. The alloy relieves the stress by returning to its "remembered" crystalline cubic shape.

If the alloy hasn't been deformed or stressed, the crystalline structure changes still occur, but it doesn't result in any net movement.

Nitinol Wire

Nitinol generates a shape-resuming force of 22,000 pound per square inch. In our experiments, we will work with either 6-mil (0.006-inch diameter) or 15-mil (0.015-inch diameter) wire. The 6-mil wire has a contractive force of 11 ounces; the 15-mil wire has a contractive force of 63 ounces (4 lbs.).

The wire can contract up to 8%–10% of its length. For a longer lifetime (greater than 1,000,000 cycles), you should restrict the contraction to only 6% of its length.

Contraction and relaxation depend solely on the temperature of the Nitinol alloy wire. Any method of heating and cooling may be used. An easy way to heat the wire—a common method—is passing an electric current through it. Nitinol wire has a high resistance, approximately 1.25 ohms per inch for the 6-mil wire. The resistance of the wire to the electric current generates sufficient heat (ohmic heating) to bring the wire through its transition temperature.

Nitinol wire usually has a counterforce applied to it in the opposite direction of its contraction. The counter force resets, or stretches, the wire back to its original length when in the low-temperature phase. This is called the *bias force*.

If the Nitinol wire is brought to its transition temperature without a bias force, it will contract; however, when it cools it will not return to its original length. Consequently, reheating the wire without a bias force will not produce any further contractions. In most applications, a bias force is applied to the wire constantly. Figure 2 illustrates two methods of applying a bias force: a spring and a static weight.

The speed and strength of the wire contraction depend upon how fast and how high the temperature of the wire is increased. For example, 400 mA of current through the 6-mil Nitinol wire will produce a maximum pull of 11 ounces and full contraction in one second.

Reaction time can be faster—in the millisecond range. To achieve that rate, high-current, short-duration pulses are

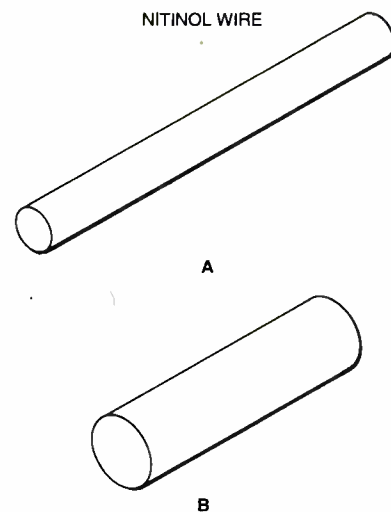


Fig. 3. Nitinol wire's volume remains constant whether relaxed or contracted.

used. When you use such pulses, you must consider the mass and speed of the material to move. The faster you move a given mass, the greater the inertia that must be overcome. If the inertia becomes greater than six pounds for the 6-mil wire, it will snap.

Full contractive force is produced at the *beginning* of a cycle. In contrast, standard electrical solenoids develop full strength near the *end* of their cycle.

Activating Nitinol Wire

As mentioned before, Nitinol wire may be heated by simply passing an electrical current through the wire. The resistance heats the wire and it contracts. The volume of the wire doesn't change during contraction; see Fig. 3. As the wire decreases in length, its diameter increases by a proportional amount, keeping the volume of the wire constant. Once again, the activation temperature of the wire is 70° C or 158° F.

Direct Electrical Heating

Nitinol wire can be activated using a low voltage DC (6–12volts) power supply. A simple system (Fig. 4) need be no more complicated than a battery,

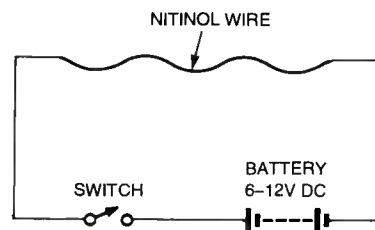


Fig. 4. A DC-battery power supply is ample to test Nitinol wire's unusual properties.

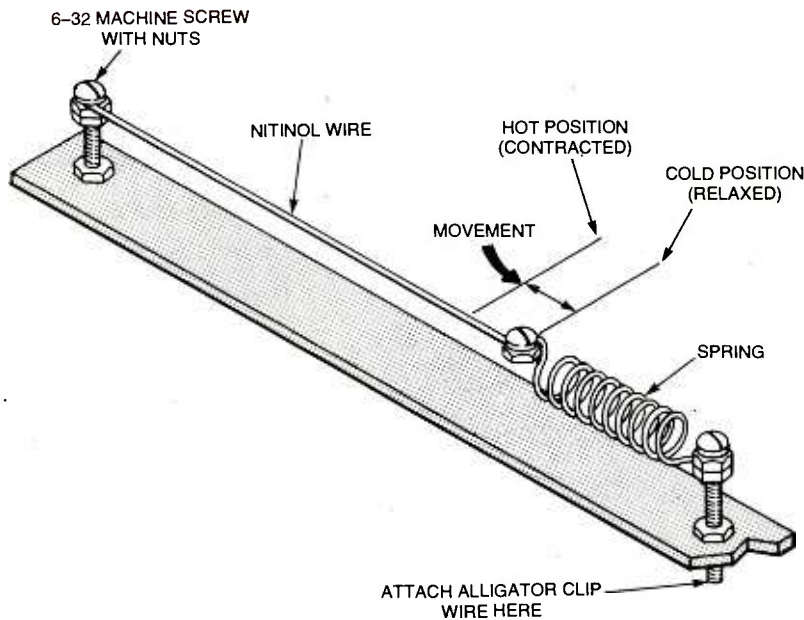


Fig. 5. This device demonstrates and tests Nitinol's contraction property.

switch, and a small length of Nitinol wire. When activating a wire using DC current, it is important not to overheat the wire, or its properties will degrade. Direct current doesn't heat the wire evenly. A better method is to heat the wire using pulse-width modulation.

Annealing a New Shape into Livewire

Here's some more fun you can have with the Livewire toy. You can "teach" the Livewire a new shape. Twist the Livewire into a new shape, holding the new shape using a pair of pliers. Place the Livewire into the flame of a candle until it is slightly red and it stops trying to straighten out. Remove the Livewire from the flame and dip it into cold water. Now the Livewire will "remember" this new shape.

To test the Livewire, bend it into another shape, heat it, and it will return to its new "remembered" shape.

A simple shape that I used for training is a coil. I wrapped the Livewire around a machine screw, held it in place with pliers, and placed it in a flame. It takes a little longer to work (get red hot), because the screw acts like a heatsink.

A Simple Nitinol Demonstration

Figure 5 is a simple mechanical demonstration to display the properties of Nitinol wire: flexing an electric "muscle." The materials you need are three machine screws (6-32 x 2 inches) with nine nuts; a piece of wood or plastic

about 12 inches long; a small expansion spring (about 2 to 3 inches long); and, of course, a length of Nitinol wire.

The machine screws, nuts, and expansion spring may be purchased at a local hardware store. To make the device, drill two holes in the wood on opposite ends as shown to accommodate a machine screw and nut. The third screw and nut connect the Nitinol wire to the spring. That screw/nut is *not* secured to the wood, but is free standing. The Nitinol wire is connected to the left screw, see detail in Fig. 5. Loop the spring around the right end screw.

Keep in mind that the 6-mil Nitinol wire has a pull of about 11 ounces; stretching the spring too far will create too much tension for the Nitinol wire to overcome. At the same time, it should be tight enough to take the slack of the relaxed Nitinol wire.

To make the connections from the DC power supply to the demonstration, use small alligator clips and jumper wires to the back of the two end screws. The machine screws as well as the spring are electrically conductive, allowing current to flow to the Nitinol wire.

When you switch on the current to the Nitinol wire demonstration unit, the wire heats up quickly, contracts and pulls the freestanding machine screw closer to the right side. If you mark the starting position of the freestanding machine screw, you can accurately measure the contraction of the wire. When power is removed, the wire cools, allowing the

spring to elongate the Nitinol wire and return it to its initial position.

Because we are using a DC power supply, it's too easy to overheat the wire and degrade the Nitinol properties. So it's important to only connect the power momentarily.

But Wait...There's More

Next month, we will finish experimenting with Nitinol. We will build a PWM circuit for the Nitinol wire, which will allow us to keep the power on for longer periods, build a few more Nitinol devices, and examine heat engines that use Nitinol. **P**

Electronic Projects 1.0

By Max Horsey

A series of ten projects to build along with audiovisual information to support hobbyists during construction. Each project is complete with schematic diagrams, circuit and PCB layout files, component lists and comprehensive text to guide the hobbyist through the project. A shareware version of CAD-PACK—schematic capture and PCB design software is also provided. Projects include a reaction timer, logic probe, egg timer and seven more. Get your own copy of this CD-ROM today. **\$75 including shipping in the U.S.** Order from CLAGGK Inc., P.O. Box 12162, Hauppauge, NY 11788. Visa, MC, Discover, OK.



CLX2

Yours for only \$3.99

Price includes shipping!



HAVE A THOUSAND YUCKS FOR ONLY THREE AND A HALF BUCKS! That comes to one-third of a cent per laugh. Electronics Comics is a compilation of over 125 riotous, outrageous and phenomenal cartoons that appeared in **Popular Electronics** and **Electronics Now**. Only **\$3.99**—price includes shipping. **Claggk, Inc., Reprint Bookstore, P.O. Box 4099, Farmingdale, NY 11735-0793.** All payments in U.S. funds. Sorry, no orders outside U.S.A. and Canada. Check or money order only—send no cash. NY state residents add applicable tax. MA04

BUY BONDS

RETAILERS THAT SELL OUR MAGAZINE EVERY MONTH

Arizona

Elliott Elec. Supply
1251 S. Tyndell Ave.
Tucson, AZ 85713

California

All Electronics
14928 Oxnard Street
Van Nuys, CA 91411

California Electronics
221 N. Johnson Ave.
El Cajon, CA 90202

Electronics Plus, Inc.
823 4th St.
San Rafael, CA 94901

Electronics Warehouse
2691 Main Street
Riverside, CA 92501

Ford Electronics
8431 Commonwealth Ave
Buena Park, CA 90621

HSC Electronics
6819 S. Redwood Drive
Cotati, CA 94931

HSC Electronics
4837 Amber Lane
Sacramento, CA 95841

Halted Specialties Co.
3500 Ryder Street
Santa Clara, CA 95051

Inland Electronic Suppliers
1012 N. Carpenter Rd.
Modesto, CA 95351

Kandarian Electronics
1101 19th Street
Bakersfield, CA 93301

Mar Vac Electronics
2001 Harbor Blvd.
Costa Mesa, CA 92627

Mar Vac Electronics
1759 E. Colorado Blvd.
Pasadena, CA 91106

Mar Vac Electronics
4747 Holt Blvd.
Montclair, CA 91763

Mar Vac Electronics
5184 Hollister Blvd.
Santa Barbara, CA 93111

Mar Vac Electronics
2537 Del Paso Blvd.
Sacramento, CA 95815

Mar Vac Electronics
2000 Outlet Center Dr. #150
Oxnard, CA 93030

Mar Vac Electronics
12453 Washington Blvd.
Los Angeles, CA 90066

Metro Electronics
1831 J Street
Sacramento, CA 95814

Orvac Electronics
1645 E Orangethorpe Ave.
Fullerton, CA 92631

Sav-On Electronics
13225 Harbor Blvd.
Garden Grove, CA 92643

Whitcomm Electronics
105 W. Dakota 106
Clovis, CA 93612

Colorado

Centennial Elec. Inc.
2324 E. Bijon
Colorado Springs, CO
80909

Connecticut

Cables & Connectors
2198 Berlin Turnpike
Newington, CT 06111

Illinois

BB&W Inc.
2137 S. Euclid Ave.
Berwyn, IL 60402

Tri State Elex
200 W. Northwest Hwy.
Mt. Prospect, IL 60056

Indiana

King of the Road Elec.
409 E. Center Rd.
Kokomo, IN 46902

Maryland

Mark Elec. Supply Inc.
11215 Old Baltimore Pike
Beltsville, MD 20705

Massachusetts

Electronic Hook-Up
104 Main St.
Milford, MA 01757

"You-Do-It" Electronics
40 Franklin Street
Neeham, MA 02494

Michigan

Norwest Electronics
33760 Plymouth Rd.
Livonia, MI 48150

Purchase Radio Supply
327 East Hoover Avenue
Ann Arbor, MI 48104

The Elec. Connection
37387 Ford Road
Westland, MI 48185

Minnesota

Acme Electronics
224 Washington Avenue N.
Minneapolis, MN 55401

Missouri

Gateway Electronics
8123-25 Page Blvd.
St. Louis, MO 63130

New Jersey

Lashen Electronics Inc.
21 Broadway
Denville, NJ 07834

New York

LNL Distributing Corp.
235 Robbins Lane
Syosset, NY 11791

T&M Elec. Supply, Inc.
472 East Main Street
Patchogue, NY 11772

Unicorn Electronics
Valley Plaza
Johnson City, NY 13790

Ohio

Parts Express
725 Pleasant Valley Drive
Springboro, OH 45066

Oregon

Norvac Electronics
7940 SW Nimbus Avenue
Beaverton, OR 97005

Texas

Computers Electronics Etc.
110 E. Medical Center Blvd.
Webster, TX 77598

Electronic Parts Outlet
3753 B Fondren
Houston, TX 77063

Tanner Electronics
1301 W Beltline
Carrollton, TX 75006

Washington

Supertronix Inc.
16550 W. Valley Hwy.
Tukwila, WA 98188

*Barnes & Noble • B. Dalton • Crown Books • Tower Books • Super Stand
Borders Book Store • On Cue • Hastings • Media Play • Walden Book Store
Just About Every Major Book Store!*

**If you'd like to sell our magazine in your store, please circle 180 on
free information card or Contact Gina Giuliano at (631) 592-6720 ext 215**

Collision Avoidance and Detection: Part 1

You've spent hundreds of hours designing and building your latest robot creation. It's filled with complex little doo-dads and precision instrumentation. You bring it into your living room, fire it up, and step back. Promptly, the beautiful new robot smashes into the fireplace and scatters itself over the living room rug. You remembered things like motor-speed controls, electronic eyes and ears, even a synthetic voice, but you forgot to provide your robot with the ability to look before it leaps.

Collision-avoidance and -detection systems take on many forms, and many of the basic systems are easy to build and use. In this column, I'll begin a multi-part discussion of passive- and active-detection systems for use in robots, beginning with using infrared light to detect nearby objects.

Design Overview

Collision avoidance and collision detection are two similar, but separate, aspects of robot design. With *collision avoidance*, the robot uses non-contact techniques to determine the proximity and/or distance to objects around it. Any detected objects are then avoided. *Collision detection* deals with what happens when the robot has already gone too far, and contact has been made with whatever foreign object was unlucky enough to be in the machine's path.

Collision avoidance can be further broken down into two sub-types: *near-object* and *far-object* detection. By its nature, collision detection deals in all cases with making contact with nearby objects. Note: I make a distinction between a robot hitting something in its path ("collision") and its tactile sense using grippers or feelers ("touch"). Both may involve the same kinds of sensors, but the object of the sensations is for different reasons—collision sensing is *reactive* with an emphasis on avoidance; tac-

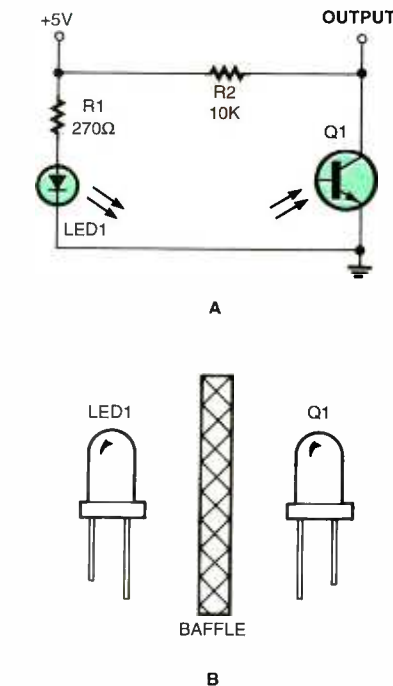


Fig. 1. The basic design of the infrared proximity sensor.

tile sensing is *active* with an emphasis on exploring.

Additionally, certain object-detection methods are commonly used in navigating a robot from one spot to the next.

Near-Object Detection

Near-object detection is as its name implies: sensing objects that are close by—perhaps from just a breath away to as much as eight or ten feet. These are objects that a robot can consider to be in its immediate environment: objects it might have to deal with, and soon. These objects might be people, animals, furniture, or other robots. By detecting them, your robot can take appropriate action, defined by the program you give it. Your 'bot may be programmed to come up to people and ask them their name. On the

other hand, it might be programmed to run away whenever it sees movement. In either case, it won't be able to accomplish either behavior unless it can detect objects in its immediate area.

There are two ways to affect near-object detection: proximity and distance:

Proximity sensors—They only care that some object is within a zone of relevance. That is, if an object is near enough in the scene the robot is surveying, the sensor detects it and triggers the appropriate circuit in the robot. Objects that are beyond the proximal range of a sensor are effectively ignored because they cannot be detected.

Distance measurement sensors—These sensors determine the distance between the sensor and whatever object is within range. Distance-measurement techniques vary; almost all have notable minimums and maximums. Few yield accurate data if an object is smack-dab next to the robot; likewise, objects just outside range can yield inaccurate results (large objects far away may appear closer than they really are; very close small objects may appear abnormally larger than they really are, etc.).

Sensors have depth and breadth limitations: *Depth* is the maximum distance at which an object can be detected by the sensor and *breadth* is the maximum height and width of the sensor-detection area. Some sensors see in a relatively narrow pattern, typically conical in shape. Light sensors are a good example. Adding a lens in front of the sensor narrows the pattern even more. Other sensors have specific breadth patterns. The typical passive-infrared sensor (the kind used on motion alarms) uses a Fresnel lens that expands the field of coverage on the top, but collapses it on the bottom. This makes the sensor better suited

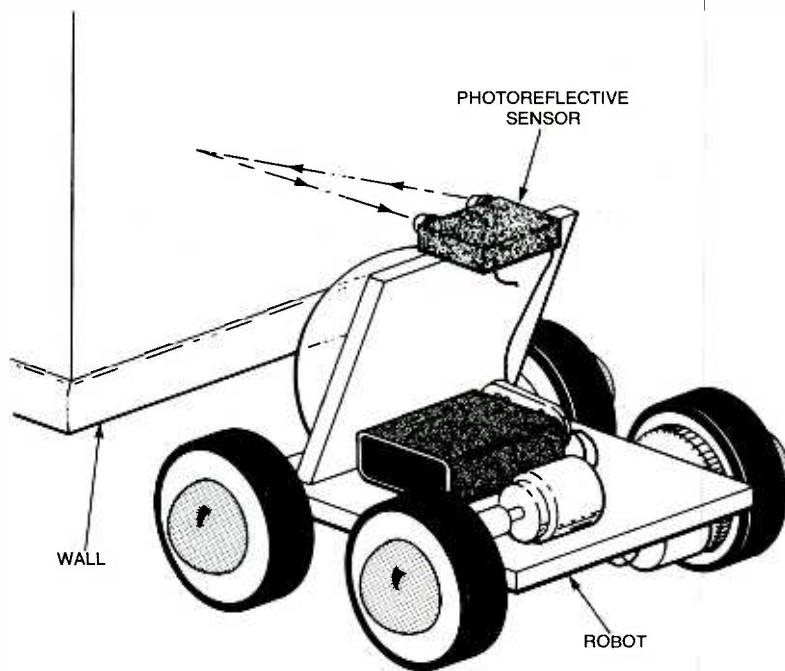


Fig. 2. This figure shows how the sensor is used to test the proximity to a nearby object.

for detecting human motion, rather than that of cats, dogs, and other furry creatures (humans, on average, being taller than furry creatures). The detector uses a pyroelectric element to sense changes in heat patterns in front of it.

Far-Object Detection

Far-object detection worries about objects that are reasonably outside the robot's primary area of interest, but are still within detection range. A wall 50 feet away is not of critical importance to a robot (conversely, the same wall one foot away is *very* important). Far-object detection is typically used for area and scene mapping to allow the robot to get a sense of its environment. Most hobby robots don't employ far-object detection to any degree, because it requires sophisticated sensors such as narrow-beam radar or pulsed lasers.

The difference between near- and far-object detection is relative. As the designer, builder, and master of your robot, you get to decide the threshold between near and far objects. Perhaps your robot is small and travels slowly. Therefore, far objects are those 4-5 feet away; anything closer is near. With such a robot, ordinary sonar-distance systems can be employed for far-object detection, including area mapping.

In this column and the several to follow, I'll concentrate on near-object detection methods, as traditional far-object

detection is beyond the reach and riches of most hobby-robot makers (with the exception of sonar systems, which have a maximum range of about 30 feet). If you wish, you may employ near-object techniques to detect objects that are far away, relative to the world your robot lives in.

Remembering The KISS Principle

Engineering texts like to tout the concept of KISS: "Keep it Simple, Stupid." The admonition is intentionally insulting to remind all of us that it's usually the simple techniques that are the best. Of course, "simplicity" is relative: an ant is simple compared to a human being, but so far, no scientist has ever created the equivalent of a living ant (some cartoons have come close: who remembers Atom Ant?).

KISS certainly applies to robotic

sensors for object detection. We'd all like to put eyes on our robots to help them see the world the same way we do; in fact, such eyes already exist in the form of CCD and CMOS video imagers. They're relatively cheap, too—less than \$50 retail. What's missing in the case of vision systems is the way to use the wealth of information provided by the sensor. How do you make a robot differentiate between a can of Dr. Pepper and Mrs. Johnson's slobbering two year old—both of which are very wet when tipped over.

When thinking about which object-detection sensor or system to add to your robot, consider the relative complexity in relation to the rest of the project. If all your small 'bot needs is a bumper switch, then avoid going overboard with a \$100 sonar system. Conversely, if the context of the robot merits it, don't *under-power* your robot with inadequate sensors. Larger, heavier robots cry out for more effective object-detection systems—if for no other reason than preventing injury to its master if your creation happens to run into you.

Redundancy

Are two heads better than one? Maybe. One thing is for sure: two eyes are definitely better than one. The same goes for ears, and many other kinds of sensors. This is *sensor redundancy* at work. Having two eyes and ears also provides stereo vision or hearing, which aids in perception. Sensor redundancy—especially for object detection—is not primarily to compensate for system failure, the way NASA builds back-ups in their space projects in case some key system fails 25,000 miles up in space. Rather, sensor redundancy is meant as a way to "smooth out" and balance the results from sensors. If one sensor says an object is 10

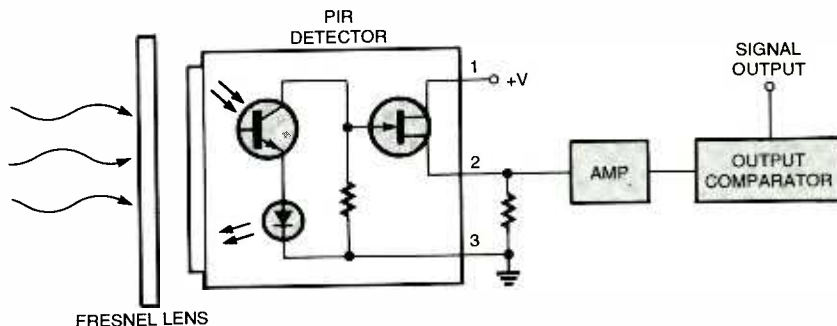


Fig. 3. Most PIR sensors are large, transistor-like devices with a somewhat common pinout arrangement, like the one shown here.

feet away, and another says it's a foot away, the robot's control computer knows something is amiss and can go about determining the truth.

With only one sensor, the robot must blindly (excuse the pun) trust that the sensor data is reliable. This is not a good idea; even with the best sensors, their data is not 100% reliable.

Sensor redundancy falls into one of two general categories:

Same-sensor redundancy—This form relies on two or more sensors of an identical type. Each sensor more or less sees the same scene. Sensor data can be used in either (or both) of two ways: *statistical analysis* or *interpolated* (my terms, for better or worse). With statistical analysis, the robot's control circuitry combines the input from the sensors and uses a statistical formula to whittle the data to a most likely result. For example, sensors with wildly disparate results may be rejected out of hand, with the values of the remaining sensors averaged out. With interpolated, the data of two or more sensors are combined and cross-correlated to provide a kind of 3-D representation, just like having two eyes and two ears adds depth to our visual and aural senses.

Complementary-sensor redundancy—Here we rely on two or more sensors of different types. Since the sensors are fundamentally different—including, but not limited to, using completely different collection methods—the data from the sensors is always interpolated. For instance, if a robot has both a sonar and an infrared distance-measuring system, the robot uses both, understanding that for some kinds of objects the data from the infrared system will be more reliable, and for other objects, the data from the sonar system will be more reliable.

Budget and time constraints will likely be the limiting factors in employing redundant-sensor systems in your robots. When combining sensors, do so logically: consider which sensors make good complements to others and if they can be reasonably added. For example, both sonar and infrared proximity sensors can use the same 40-kHz modulation system. If you have one, adding the other need not be difficult, expensive, or time-consuming.

Non-Contact Near-Object Detection

Avoiding a collision is better than

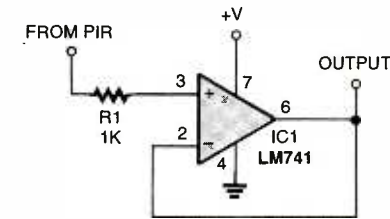


Fig. 4. Use a buffer circuit between the output of the amplified PIR device and the microcontroller or other logic input.

detecting it once it has happened. Short of building some elaborate radar-distance-measurement system, there are two general ways of providing proximity detection for avoiding collisions: light and sound. In the following section, we'll take a closer look at several light- and sound-based techniques.

Simple Infrared-Light-Proximity Sensor

Light may always travel in a straight line, but it bounces off nearly everything. You can use this to your advantage to build an infrared collision-detection system. You can mount several infrared "bumper" sensors around the periphery of your robot. Tied together, they tell the robot that "something is out there," or they can provide specific details of the outside environment to a computer or control circuit.

The basic infrared detector (Fig. 1) uses an infrared LED and infrared phototransistor. The output of the transistor can be connected to any number of control circuits. The comparator circuit for the whisker switches provides a go/no go output to a computer. Figure 2 shows how the LED and phototransistor might be mounted around the base of the robot for detecting an obstacle like a wall, chair, or person.

The set-point adjustment, R3, provides a means to increase or decrease the sensitivity of the circuit (sensitivity can




Fig. 5. Here is a hacked PIR detector, showing the DC-operating circuit board.

also be adjusted by changing the value of R2; reduce the value to increase sensitivity). An increase in sensitivity means that the robot will be able to detect objects farther away. A decrease in sensitivity means that the robot must be fairly close to the object for detection.

Bear in mind that all objects reflect light in different ways. You'll probably want to adjust the sensitivity so that the robot best behaves itself in a room with white walls. However, that sensitivity may not be as great when the robot comes to a dark brown couch or the coal gray suit of your boss.

The infrared phototransistor should be baffled—blocked—from both ambient room light and direct light from the LED. The positioning of the LED and phototransistor is very important; the two must be properly aligned. You may wish to mount the LED-phototransistor pair in a small block of wood. Drill holes for the LED and phototransistor.

Passive Infrared-Light Detection

Commonly available passive infrared detection systems can be used to detect the proximity of humans and animals. Those systems, popular in both indoor and outdoor security systems, work by detecting the change in infrared thermal-heat patterns in front of a sensor. This sensor uses a pair of pyroelectric elements that react to changes in temperature. An instantaneous difference in the output of the two elements is detected as movement, especially movement by a heat-bearing object, such as a human.

Pyroelectric sensors—commonly referred to as PIR for passive infrared—can be purchased new or salvaged from an existing motion detector. When salvaging one from an existing detector, you can opt to unsolder the sensor itself and construct an amplification circuit around the removed sensor, or you can attempt to "tap" into the existing circuit of the detector to locate a suitable signal. Both methods are described below.

Using A New Or Removed-From-Circuit Detector

Using a new PIR sensor is by far the easiest approach, as new PIR sensors will come with a datasheet from the manufacturer (or one will be readily available on the Internet). Some sensors—such as the Eltec 422-3—have built-in amplification, allowing for direct connection to a microcontroller or computer. Others require extra circuitry, including ampli-

fication, signal filtering, and conditioning.

If you prefer, you can attempt to salvage a PIR sensor from a discarded motion detector. Disassemble the motion detector and carefully unsolder the sensor from its circuit board. The sensor will likely be securely soldered to the board in order to reduce the effects of vibration. Therefore, the unsoldered sensor will have short connection leads. You'll want to resolder the sensor onto another board, being careful to avoid applying excessive heat.

Figure 3 shows a typical three-lead PIR device. The pinouts are not industry-standard, but the arrangement shown is common. Pin 1 connects to +V (often 5 volts); pin 2 is the output, and pin 3 is ground. Physically, PIR sensors look a lot like old-style transistors and come in metal cans with a dark rectangular window on top. Often, a tab or notch will be located near pin 1. As even "unamplified" PIR sensors include an internal FET transistor for amplification, the outputs of the sensor are commonly referred to by their common FET pinout names of *drain* and *source*:

Pin	Name
1	Drain
2	Source
3	Ground

If the sensor has an internal output amplifier and signal conditioner, its output will be suitable for direct connection to a microcontroller or other logic input. A buffer circuit, like that shown in Fig. 4, increases input impedance. The circuit uses an op-amp in a unity-gain configuration.

For both of those circuits, the ideal interface to a robot computer or microcontroller is via an analog-to-digital converter (ADC). Many microcontrollers offer these onboard; if your control circuit lacks a built-in ADC, you can add your own.

The output of the PIR sensor will be a voltage between ground and +V. For example, let's assume that the output will be the full 0–5 volts, though in practice the actual voltage switch will be more restricted (e.g. 2.2 to 4.3 volts, depending on the circuitry you use). Assuming a zero- to 5-volt DC output, with no movement detected the output of the sensor will be 2.5 volts. As movement is detected, the output will swing first in one direction, then the other. This action is important to keep in mind and is caused by the nature of the pyro-

FURTHER READING

By the time you read this, my new book, *Robot Builder's Bonanza, Second Edition*, should be in bookstores worldwide, as well as online bookstores such as Amazon, Barnes & Noble, and Fatbrain. This book is an update to the best-selling *Robot Builder's Bonanza*, first published in 1987.



ALL NEW COVERAGE ON:

- Robot Build Zebra
- Lego Technic-based Robots
- Experiment with Lego Mindstorms

99
Inexpensive
Robotics
Projects

SECOND EDITION **Gordon McComb**

The second edition is completely revised and updated (weighing in at over 750 pages!), with lots of new coverage of the latest in amateur robotics technology, including microcontrollers, sensors, and LEGO Mindstorms.

electric element inside the sensor. It is also important to keep in mind that a heat source, even directly in front of the sensor, will not be detected if it doesn't move. For a PIR device to work, the heat source must be in motion. When programming your computer or microcontroller, you can look for variances in the voltage that will indicate a rise or fall in the output of the sensor.

SOURCE INFORMATION

Eltec 442-3 Pyroelectric Sensor
Acroname
www.acroname.com

PIR detectors and interfacing circuits
GloLab
www.gloLab.com

Enhanced pyroelectric sensors and background information
Intrel
www.intrel.com

Low-cost pyroelectric sensors
Microsystem
home.netcom.com/~gtb/sensor/sensor.html

Hacking Into A Motion-Detector Board

Rather than unsoldering the PIR sensor from a motion-detector unit, you may be able to hack into the motion-detector's circuit board to find a suitable output signal. The advantage of that approach is that you don't have to build a new amplifier for the sensor. The disadvantage is that it can be hard to do, depending on the make and model of the motion-control unit that you use.

For best results, use a motion-detector unit that is battery powered. This avoids any possibility that the circuit board in the unit also includes components to rectify and reduce an incoming AC voltage. After disassembling the motion-detector unit, connect a 5-volt DC power source to the board. Using a multimeter or oscilloscope (the scope is the preferred method), *carefully* probe various points on the circuit board and observe the reading on the meter or scope. Wave your hand over the sensor and watch the meter or scope. If you're lucky, you'll find two kinds of useful signals:


- **Digital (on/off) output.** The output will be normally low, going high when movement is detected. After a brief period (less than one second), the output will go low again; movement is no longer detected. With this output, you do not need to connect the sensor to an analog-to-digital converter.
- **Analog output.** The output will vary several volts and is the amplified output of the PIR sensor. With this output, you will need to connect the sensor to an analog-to-digital converter (or an analog comparator).

You may also locate a timed output, where the output will stay high for a period of time—up to several minutes—after movement is detected. This output is not as useful. Figure 5 shows the innards of a hacked motion detector. In this model, I found a suitable analog output located near a diode. I then soldered a wire to that diode.

Be careful when poking around inside the motion detector. In one unit that I tried to hack, I accidentally shorted out two pins of an IC, which promptly wrecked the device. Fortunately, I was still able to salvage the PIR sensor itself, so all was not lost.

(Continued on page 64)

The Psychologically Ultimate Alarm System



Last month, we looked at a number of basic alarm circuits. Before we could combine some of the circuits into a complete burglar-alarm system, we ran out of space and time. This visit, we're going to continue and look at a couple of alarm systems that can be used as examples for building your very own secure and secret system.

Before getting into the system's circuitry, I would like to share some tips on installation and the art of spreading "red herrings." It's almost always best to keep your alarm system out of sight, except when a fake or non-working unit is used as a decoy to distract and possibly help catch a burglar. If a burglar comes across a legitimate-looking control unit with the control key still in place to deactivate the system, there's a good chance it will be done. If the key switch just happens to be wired into the sensor circuit of the "real" alarm system and the perpetrator bites, then priorities shift from stealing to getting away before the authorities arrive. The successful burglar likes working in a peaceful and tranquil place, and anything your alarm system can do to change that serene setting into a chaotic trap betters the chances that nothing will be taken in the process.

Another area where good installation techniques can help make your system more difficult to penetrate is to hide your door and window sensors or at least not allow the connecting wires or terminals to show. A well-placed "looking good" door or window sensor can confuse or delay the burglars or cause them to become confident that the system can easily be breached by wiring across the exposed contacts. Surprise!

Using a dual-alarm system with both actually operating is a good way to real-

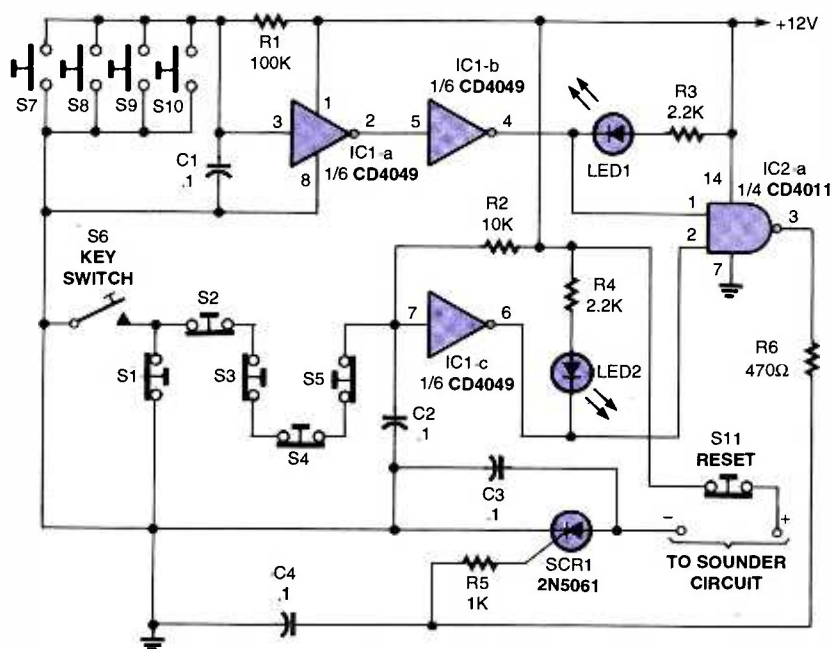


Fig. 1. This alarm circuit can handle both normally open and normally closed sensor switches. All you need to add is a suitable power supply and a siren.

PARTS LIST FOR THE INVERTER-BASED ALARM CIRCUIT (FIG. 1)

SEMICONDUCTORS

- IC1—CD4049 hex inverting buffer, integrated circuit
- IC2—CD4011 quad 2-input NAND gate, integrated circuit
- LED1, LED2—Light-emitting diode, any color
- SCR1—2N5061 silicon-controlled rectifier (see text)

RESISTORS

- (All resistors are 1/4-watt, 5% units.)
- R1—100,000-ohm
 - R2—10,000-ohm
 - R3, R4—2200-ohm

- R5—1000-ohm
- R6—470-ohm

ADDITIONAL PARTS AND MATERIALS

- C1—C4—0.1- μ F, ceramic-disc capacitor
- S1—S5—Single-pole, single-throw, normally closed sensor switch
- S6—Single-pole, single-throw, key-operated switch
- S7—S10—Single-pole, single-throw, normally open sensor switch
- S11—Single-pole, single-throw, normally closed pushbutton switch

PARTS LIST FOR THE SIMPLE SOUNDER CIRCUIT (FIG. 2)

- IC1—CD4011 quad 2-input NAND gate, integrated circuit
- Q1—2N2222 NPN silicon transistor
- C1—0.047- μ F, ceramic-disc or similar capacitor
- R1—47,000-ohm, $\frac{1}{4}$ -watt, 5% resistor
- R2—1000-ohm, $\frac{1}{4}$ -watt, 5% resistor
- R3—47-ohm, $\frac{1}{4}$ -watt, 5% resistor
- R4—100,000-ohm, $\frac{1}{4}$ -watt, 5% resistor
- SPKR1—Small 8- or 16-ohm speaker

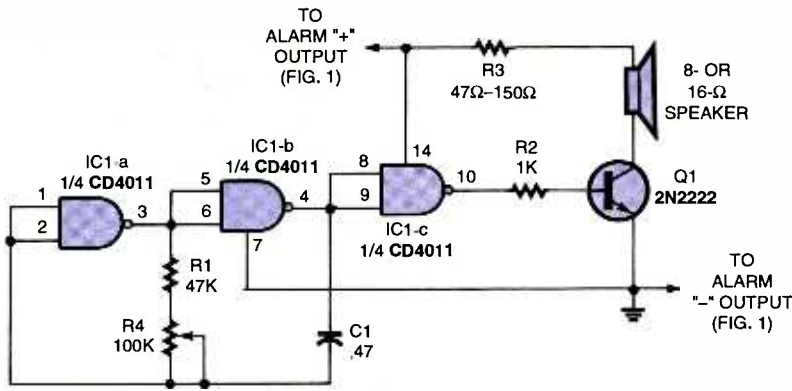


Fig. 2. A pair of inverting gates form an oscillator that "sounds the alarm" when power is applied.

ly confuse a would-be burglar and to up the security of an alarm system. One system could be used to cover all areas, and the secondary system could be used to double-cover critical areas. In any case, it would make penetrating the system much more difficult.

Always have a rechargeable backup battery for your alarm system. If the power fails or the intruder turns the power off, the alarm will still operate. Also, never fully rely on an alarm system that uses a phone dialer as the only outlet for your alarm system. Phone lines are just too easy for a knowledgeable burglar to disable or cut. Using a cellular phone system might be a better answer when a dialer is part of the alarm system. At least, it would be an area worth examining.

Okay, I think you get the picture—now on to building the alarm system.

A Complete Alarm System

Our first complete burglar alarm system is shown in Fig. 1. The circuit is set up to operate with both normally open

and normally closed sensor circuits. The normally open sensor circuit operates with two CD4049 inverting buffers that supply a high input to IC2-a, a CD4011 NAND gate. The normally closed sensor circuit operates with a single CD4049 inverter supplying a high to the second input of IC2-a. With both inputs high, the NAND gate's output is low. As long as the gate's output is low, the SCR will remain off and the alarm will remain silent. Any number of normally open or closed sensors may be used with the alarm circuit. The number of sensors does not matter—only the change in condition makes a difference.

Light-emitting diodes LED1 and LED2 remain dark as long as all sensors are in their normal operating condition. The two 0.1- μ F ceramic-disc capacitors tied across the inputs of IC1-a and IC1-c help keep stray RF and noise out of the system. If RF or random noise becomes a problem, an RF choke can be inserted in series with the sensor string and the input of the CD4049s.

A key-operated entrance/exit switch,

S6, allows passage through a protected door without setting off the alarm. A similar switch could be used in the normally open sensor circuit by connecting the key switch in series with the normally open door switch.

Silicon-controlled rectifier SCR1 is the latching and memory device that turns on the alarm sounder when any one (or more) of the input sensors changes state. A low-current SCR, such as the 2N5061, will supply up to 800 mA to the alarm-sounder circuit. A low-cost, 4-amp, sensitive-gate SCR from Mouser Electronics will handle most high-power 12-volt alarm-sounder circuits, home built or commercial.

Before moving on, let's discuss how the circuit sends the alarm signal. If a normally open sensor switch closes, the input of inverter IC1-a goes low. The high output of IC1-a takes the input of IC1-b high as well. The output of IC1-b goes low, taking the input at pin 1 of IC2-a low as well. That action switches

PARTS LIST FOR THE COMPLEX SOUNDER CIRCUIT (FIG. 3)

- IC1—CD4011 quad 2-input NAND gate, integrated circuit
- Q1—2N6385 NPN Darlington power transistor
- C1—0.047- μ F, ceramic-disc or similar capacitor
- C2—4.7–10- μ F, 25-WVDC, electrolytic capacitor
- R1—680-ohm, $\frac{1}{4}$ -watt, 5% resistor
- R2—100,000-ohm, $\frac{1}{4}$ -watt, 5% resistor
- R3, R4—47000-ohm, $\frac{1}{4}$ -watt, 5% resistor
- R5, R6—100,000-ohm potentiometer
- SPKR1—8-ohm, outdoor-type metal-cone speaker

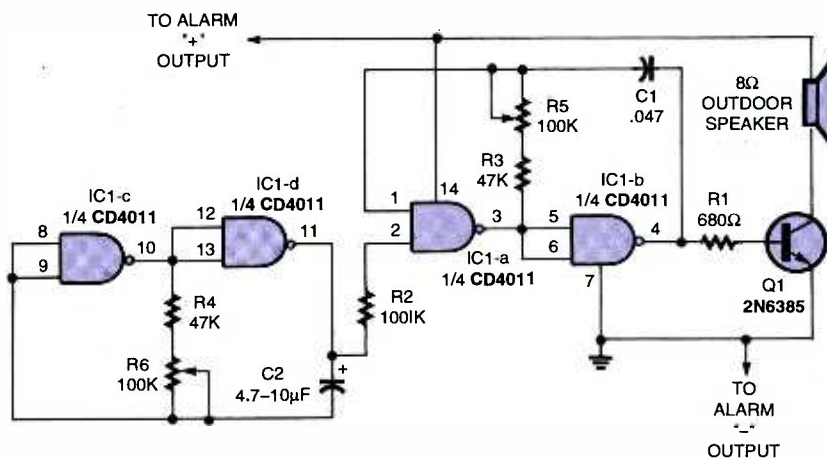


Fig. 3. To increase the "attention-getting" aspect of the siren, this circuit uses two oscillators—one to generate the base audio tone and one to modulate the tone generator.

PARTS LIST FOR THE NAND-GATE-BASED ALARM CIRCUIT (FIG. 4)

SEMICONDUCTORS

IC1, IC2—CD4011 quad 2-input NAND gate, integrated circuit
D1—1N914 silicon signal diode
SCR1—2N5061 0.8-amp silicon-controlled rectifier
SCR2—4-amp, sensitive-gate silicon-controlled rectifier (Mouser 511-X0402BE or similar)

RESISTORS

(All resistors are ¼-watt, 5% units.)
R1—33,000-ohm
R2—3300-ohm
R3—R5—10,000-ohm
R6—R8—1000-ohm
R9, R10—15,000-ohm
R11—100,000-ohm

ADDITIONAL PARTS AND MATERIALS

C1—C5—0.1- μ F, ceramic-disc capacitor
C6—10–100- μ F, 25-WVDC, electrolytic capacitor
S1—S3—Single-pole, single-throw, normally closed sensor switch
S4—S5, S9—Single-pole, single-throw toggle switch
S6—S8—Single-pole, single-throw, normally open sensor switch
S10—Single-pole, single-throw, normally closed pushbutton switch

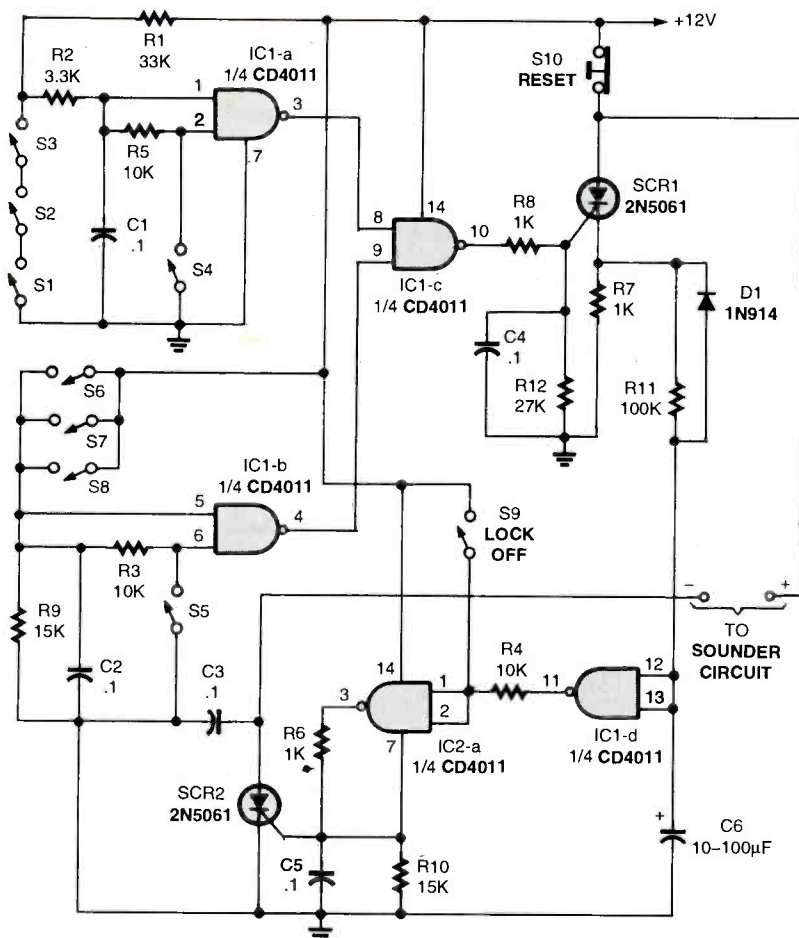


Fig. 4. A more sophisticated version of Fig. 1 uses NAND gates to bypass faulty sensors during troubleshooting and repair.

IC2-a's output (pin 3) high, turning on the SCR and sounding the alarm. Switch S11 is a normally closed switch that's connected in series with the alarm-sounder circuitry. When momentarily opened, the alarm is reset. The reset function will only work if all input sensors have been returned to their normal operating condition. If not, the alarm's power must be turned off to silence the alarm.

The same holds true for the normally closed sensor circuit. When any one of the normally-closed sensors open, the input at IC1-c (pin 7) goes high. Its output goes low, taking the input at pin 2 of IC2-a low. That causes IC2-a's output to go high, which turns on the SCR and sounds the alarm.

Simple Screeching Sirens

A simple low-volume sounder circuit is shown in Fig. 2. This is a handy circuit for testing purposes and for any low security at the office or home where a loud alarm sounder is not needed. Three gates of a quad 2-input CD4011 NAND gate make up the sounder's oscillator and driver circuit. A

single 2N2222 transistor serves as the speaker driver. Adjusting R4 sets the frequency tone to suit, and changing the value of C1 can vary the operating frequency range. Use a larger capacitor value for lower tones and vice versa for higher tones.

The sounder circuit connects to the alarm system in Fig. 1 by connecting the sounder's ground circuit to the anode of the SCR and the sounder's positive terminal to the system's positive sounder-output terminal.

Red Alert!

A more powerful and attention-getting alarm-sounder circuit is shown in Fig. 3. A single CD4011 2-input quad NAND gate IC makes up the sound-generating circuitry, and a special type of Darlington power transistor moves the speaker cone. Gates IC1-a and IC1-b make up the attention-getting alarm-oscillator circuit, with the tone frequency set by C1, R3, and R5. The attention-getting part of the alarm sounder is the low-frequency-oscillator circuit—made up of gates IC1-c and IC1-d—that modulates the alarm oscillator circuit, giving it an interrupted output. The compar-

son of this output to a steady tone is as a steady light source compared to one that rapidly flashes on and off.

Both oscillator circuits operate in a fashion similar to the oscillator circuit in Fig. 2, with input pin 1 of IC1-a connecting to the output of the low-frequency oscillator circuit, pin 11 of IC1-d. When the output of the low-frequency oscillator goes high, the tone generator turns on and sends out a loud tone. When the low-frequency oscillator's output goes low, the tone ceases for that time period. The interrupted tone is a hard one to ignore, especially if you're the burglar. The tone frequency and the interrupted rate may be varied with R5 and R6, respectively.

Bells And Whistles

Our next complete alarm system, see Fig. 4, is slightly more complex than our first, but the parts count isn't anything

to get concerned about. It is offered as an example to get you started on your very own alarm design. This system also operates with both normally open and normally closed sensors. A delay timer has been added as well as several "lock-out" switches, which allow more control over the sensor and timing circuits.

The sensor input circuitry is very similar to our first alarm system. This time, we've replaced the inverters with NAND gates. The use of NAND gates allows another input for additional control. The extra gate inputs allows for a "lockout" feature to easily be added to the alarm's sensor and timer circuits.

The lockout switches, S4 and S5, allow all of the sensors to be disabled—or "locked out"—unable to influence or trigger the alarm sounder. The timer lockout switch, S9, terminates the timer's output and keeps the alarm from sounding when the timer times out.

Here's how the alarm system operates with all three lockout switches not in operation and all sensors in their normal circuit condition. Both inputs of IC1-a and IC1-b are low, and their out-

puts are high. That puts both inputs of IC1-c high as well and its output low. Silicon-controlled rectifier SCR1 remains off, and the voltage at the top of R7 is near ground level. The timer circuit is not activated, and the output at IC2-a is low. That keeps SCR2's gate voltage near ground level. With SCR2 off, no alarm is sounded.

If a sensor changes from its normal operating condition to an alarm condition, the output of IC1-a or IC1-b will go low, producing a high output at pin 10 of IC1-c. That signal turns on SCR1. The voltage at the top of R7 will go high, charging C4 through timing resistor R11. When the voltage across C4 increases to about 6 or 7 volts, IC1-d changes output state, taking the inputs (pins 1 and 2) of IC2-a low. The output of IC2-a goes high (pin 3), turning on SCR2 and sounding the alarm.

Opening S10 will reset the alarm if all the sensors are returned to their normal operating condition. If, for some reason, a sensor was intermittently operating or just giving trouble, the lockout switch associated with that sensor group could be turned on, and the circuit


would still operate with the other input sensors while you make repairs. Light-emitting diodes can be added to the outputs of the sensor gates IC1-a and IC1-b by duplicating the LED circuits in Fig. 1.

Selecting component values for R11 and C6 sets the delay timer. Larger values for both extend the time, and smaller values reduce the time. Resistor values for R11 should not go much higher than about one megohm, as the leakage resistance of C6 could keep the timer from operating. A one-megohm resistor and a 47- μ F good quality electrolytic capacitor will give a time delay of about 30 seconds; however, most electrolytic capacitors have a very broad tolerance range. To obtain an exact timing period, some experimenting will be needed. Besides, that is where all of the fun in electronics happens!

We could go on forever on alarm circuits, but it's about time to close for now; so get busy and design and build a super burglar alarm system!

Who knows what interesting circuits will emerge here next time? To find out, be here!

FACTCARDS



■ ALL YOU NEED to know about electronics from transistor packaging to substitution and replacement guides. FACTCARDS numbers 34 through 66 are now available. These beautifully-printed cards measure a full three-by-five inches and are printed in two colors. They cover a wide range of subjects from Triac circuit/replacement guides to flip-flops, Schmitt triggers, Thyristor circuits, Opto-Isolator/Coupler selection and replacement. All are clearly explained with typical circuit applications.

■ WANT TO EXPAND your knowledge of electronics? Do it the easy way

by studying the Electronics Fact Cards. Do you travel to and from your job each day? Drop a handful of cards in your pocket before you leave, and the bus becomes a schoolroom! At home, you can build some of the projects and not only have fun building and using them, but learn how they work at the same time.

■ YOU'LL BE AMAZED both at how rapidly you learn with these cards, and how easy it is to understand. These new cards are available right now. Don't miss out. Send your check or money order today.

Jampacked with information at your fingertips

FACTCARDS—Facts at your fingertips for Experimenters and Project Builders!

Please send one copy of FACTCARDS \$1.99. Shipping \$2.00 (U.S. and Canada only).

1 | Please send _____ copies of FACTCARDS. Total cost is sum of copy price and First Class postage and handling cost multiplied by number of card sets ordered.

New York residents add sales tax to total cost of each order.

Please print

Allow 6-8 weeks for the material to arrive.

(Name)

Detach and mail today:
CLAGGK Inc.
P.O. Box 12162
Hauppauge, NY 11788

(Street Address)

(City) (State) (Zip)

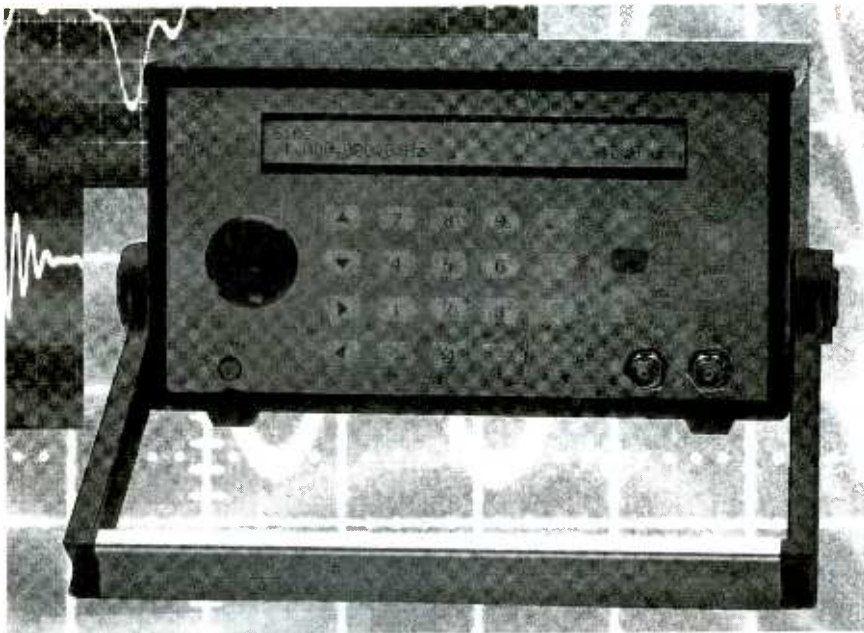
All Payment must be in U.S. Funds!

BS168

NEW GEAR

USE THE FREE INFORMATION CARD FOR FAST RESPONSE

Function Generator



CIRCLE 60 ON FREE INFORMATION CARD

THE DATA MODULATION FEATURE of the *Model 625A SMARTARB* function generator is designed for testing messaging radio systems such as pagers, remote telemetry equipment, RF modems, and pocket radio transceivers. It also provides an extensive array of operating modes, functions, and measuring modes. Upgrades and additions to these modes and functions can be done with field-installable software. Users can design or easily download waveforms and store them in Flash memory for generation anytime, anywhere. In addition, up to ten complete sets of instrument states may be stored for later recall into non-volatile storage.

Downloading requires no special protocols, so it's easy to retrieve data from programs, spreadsheets, and sampling scopes. Binary messages up to 960 bits in length can be downloaded from a host computer for FSK or AM digital modulation.

The SMARTARB, which measures approximately 5 by 9 by 10 inches and weighs almost 3.5 pounds, offers easy-to-use controls on its front panel. Values can be entered either by the numeric

keypad or by the rotary knob, and there is no phase jitter or skipped points as the rep rate is changed. Modes are clearly labeled on the keypad and can be selected at the touch of a finger. The Store/Recall button is also located on the front panel for easy access. All operating parameters are shown on a single two-line by 40-character, LCD, backlit display.

Based on Direct Digital Synthesis (DDS) technology, this function generator produces DC to 20 MHz modulated and swept sinewaves, functions, pulses and arbitrary waveforms. A high-speed Digital Signal Processor, which has direct control over the DDS system, implements an extensive list of modulation modes: AM, FM, PM, SSB, BPSK, Dualtone, and Burst. The carrier frequencies may be specified from 0 Hz to 20 MHz in 0.1 Hz steps. The band rate is adjustable from 1 Hz to 130 kHz in 1 Hz steps. Frequencies are adjustable with 0.1Hz resolution and are accurate to 0.001%.


The *Model 625A SMARTARB* lists for \$1295.

BERKELEY NUCLEONICS CORP. (BNC)

3060 Kerner Blvd., #2
San Rafael, CA 94901
800-234-7858 or 415-453-9955
www.berkeleynucleonics.com

Fold-Up Hex Tools

FOUR NEW UTILITY SETS HAVE been added to the *Gorilla Grip* line of *Fold-Up Hex Tools*, which are designed for everyone from the do-it-yourselfer to the sportsmen and even to professionals in construction or carpentry work. Each set has a different combination of five tools, ranging from small blade screwdrivers to an awl for scratching metal or aligning a hole. The combinations are contained in a strong, resin-composite, ergonomic 3¼-inch handle that protects the user's hand from heat or cold.



CIRCLE 61 ON FREE INFORMATION CARD

Every handle contains integral flutes or key separators to allow selecting only the needed key, whose size is marked on the handle. All keys have precision burrless tips, a turn and flip feature, and swing out to a 90° lock to avoid collapsing when torque is applied.

All models of the *Gorilla Grip* line of *Fold-Up Hex Tools* are priced at \$6.30 each.

BONDHUS CORP.

1400 E. Broadway
Montsela, MN 55362
612-295-2162
www.bondhus.com

RF Voltage Probe

THE RF VOLTAGE PROBE (MODEL RFP5401A) offers four decades of frequency response with an 80-dB dynamic range. It provides a very high-input impedance, which minimizes circuit loading when measurements are taken. Designed for broad frequency response, the RFP5401A operates up to 1.5 GHz; and it will operate beyond 1.5 GHz with reduced specifications.



CIRCLE 62 ON FREE INFORMATION CARD

The probe is both lightweight and robust. Its precision-ground high-tensile plated-steel tip easily allows non-slip accurate surface-mount component probing.

The RF Voltage Probe (Model RFP5401A) sells for \$81(U.S.) plus S&H.

RF PROBES

P.O. Box 6 Greensborough
Victoria 3088
Australia
www.rfprobes.com.au

Datalogging Multimeter

THE MULTILOG SERIES OF Datalogging Multimeters (Models ML710 and ML720) have the ability to log and view up to 43,000 data points at capture rates as fast as 20 times per second. Stored data can be viewed directly on the backlit, high-resolution 5000-count LCD, with quick min/max and trend displays. The optically isolated RS-232 PC interface, along with the included Windows-compatible software, allows the user to collect, display, plot, save, or export data or graphs.

Functions of these multimeters include true RMS measurements for AC and DC voltage and current, resistance, selectable °F/°C temperature, frequency, capacitance, diode, and continuity. Features also include a wide AC voltage bandwidth of 40 Hz to 20 kHz, smart Auto Power Off, and high and low resistance auto-lead zero. The water-resistant meters, which measure 7.3 by 3.4 by 1.4 inches and weigh 12 ounces, come bundled with a built-in stand, test leads,



CIRCLE 63 ON FREE INFORMATION CARD

temperature probe, RS-232 cable, a protective holster, and a 9-volt battery.

The Multilog Series of Datalogging Multimeters (Models ML710 and ML720) list for \$249 and \$299, respectively.


EXTECH INSTRUMENTS CORP.

285 Bear Hill Road
Waltham, MA 02451
781-890-7440
www.extech.com

Radio Kit

BOTH FUN AND EDUCATIONAL, the AM-780 AM Radio Kit is designed for students, hobbyists, and anyone with an interest in electronics. It is a ready-to-assemble kit that builds a tuned radio frequency receiver, which receives the standard amplified modulation frequencies (550 kHz to 1660 kHz). The included manual contains sections on proper soldering techniques and the theory of operation, block diagrams explaining how the radio works, schematics and other technical information, explanations of the resistor color code, and a glossary.

The easy-to-follow step-by-step assembly instructions are accompanied by many drawings that illustrate the assembly. All components are clearly identi-



CIRCLE 64 ON FREE INFORMATION CARD

fied, and there is a troubleshooting section in case of problems.

The AM-780 AM Radio Kit (5.3 by 3.5 inches) lists for \$13.25.

ELENCO ELECTRONICS, INC.

150 W. Carpenter Ave.
Wheeling, IL 60090
847-541-3800
www.elenco.com

PIC Microcontroller

EXPANDING CONNECTIVITY OPTIONS for its PICmicro 8-bit microcontrollers, Microchip recently introduced a family of two one-time programmable (OTP) devices supporting the USB 1.1 low-speed interface. The PIC16C745 and PIC16C765 8-bit microcontrollers feature a software detachment mechanism that allows the peripheral to remove itself from the system without removing the cable. They also offer ample processing bandwidth to enable USB functionality and other control functions in a single-chip microcontroller.



CIRCLE 65 ON FREE INFORMATION CARD

The 745 and the 765 feature 22 and 33 I/O ports and 5-channel and 8-channel 8-bit analog-to-digital converters, respectively. The 28-pin 745 and the 40-pin 765 both contain 8k by 14 words of program memory and 256 bytes of user RAM. Both devices provide an on-chip bandgap voltage reference, oscillator mode, brown-out detection, enhanced Capture/Compare/Pulse-Width Modulation, USART interface, one 16-bit timer, and a Watchdog timer.

No price has been set for individual PIC16C745/65 8-bit microcontrollers at press time, but they will be available through Digi-Key (www.digikey.com) by the time this is published.

MICROCHIP TECHNOLOGY INC.

2355 W. Chandler Blvd.
Chandler, AZ 85224-6199
480-786-7668
www.microchip.com

Vintage Synthesizers, Second Edition

by Mark Vail

Miller Freeman Books

55 Hawthorne St., Suite 600


San Francisco, CA 94105

800-848-5594 or 408-848-5296

www.books.mfi.com

\$27.95

Tracing the development of the analog, modular, and digital synthesizers and samplers that began in the early 60s, this tour showcases dozens of vintage models. Groundbreaking instruments are seen in a colorful photographic gallery. The book features in-depth interviews with pioneering synth designers, including the famed Bob Moog and Alan R. Pearlman of Moog Music and ARP Instruments, respectively. These innovators discuss their original designs and reflect on their successes and failures.



In addition to interviews and photos, there is completely revised and updated information on pricing and products, an expanded section on support services, coverage of Japanese synthesizers, and a discography of must-hear synth recordings. The estimated values of over 300 instruments; dealers' tips on finding, buying, restoring, and maintaining vintage synths; recommended books and Web sites—all are found in these helpful pages.

Multifunction Peripherals for PCs: Technology, Troubleshooting, and Repair

by Marvin Hobbs

Newnes, Butterworth-Heinemann

225 Wildwood Ave.

Woburn, MA 01801

800-366-2665 or 781-904-2500

www.newnespress.com

\$32.95

Multifunction devices combine the functions of a fax machine, printer, scanner, and copier into one peripheral device meant for SOHOs. This resource explains how multifunction peripherals work in theory and in practice, with lots of hands-on examples and important troubleshooting and repair tips.



Contents include descriptions of all types of printing, from plain paper to electrophotographic; discussions of service mode options, adjustments, and various test modes; explanations of scanner and print mechanisms, circuitry, and power supplies; troubleshooting flow charts, disassembly and reassembly instructions, and remote safety precautions.

iMovie: The Missing Manual

by David Pogue

O'Reilly and Associates, Inc.

101 Morris St.


Sebastopol, CA 95472

800-998-9938 or 707-829-0515

www.oreilly.com

\$19.95

In 1999, Apple Computer made digital



video editing easy by building circuitry into their MacDV computers that can record video directly from a digital camcorder and send the edited movie back to either TV or tape. The pre-installed editing software *iMovie* makes it all possible. However, no published manual comes with this software, and that's where the Missing Manual series comes in.

The *iMovie* book in this series takes readers through every step of *iMovie* video production, from choosing a camcorder to burning finished films onto CDs. The author shows *iMovie*-makers how to maximize their use of the software and reduce the cost, complexity, and difficulty of desktop video production.

Exploring the World of SCSI

by Louis Columbus

Prompt Publications

Sam's Technical Publishing

5436 W. 78th St.

Indianapolis, IN 46268

800-428-7267

www.samswebsite.com

\$34.95

Focusing on the needs of the hobbyist, PC enthusiast, and/or systems administrator, this comprehensive book is for anyone interested in learning the hands-on aspects of SCSI. It discusses bus mastering and caching and working with the Logical Unit Numbers (LUNs) within SCSI, in addition to explaining termination and the different performance levels of RAID.



This book contains both real-world applications and theoretical information. It can be used as both a desktop reference, and a guide to configuring SCSI on a workstation or server. There are troubleshooting tips and tricks for networking SCSI devices, as well as information about the role of SCSI in network-based storage.

TALKING TRAIN STATION

(continued from page 31)

position. When power is applied, the circuit will automatically play back whatever sound is stored within IC1 once. Adjust R2 to the desired volume level. To repeat the recording, the power switch must be opened and re-closed. For manual operation, the Fig. 2 setup will do just fine. Simply close the power switch, and the Talking Station will begin playing.

An alternative wiring configuration, shown in Fig. 3, is for automatic operation. A Lionel No. 145C contactor is a good choice for such

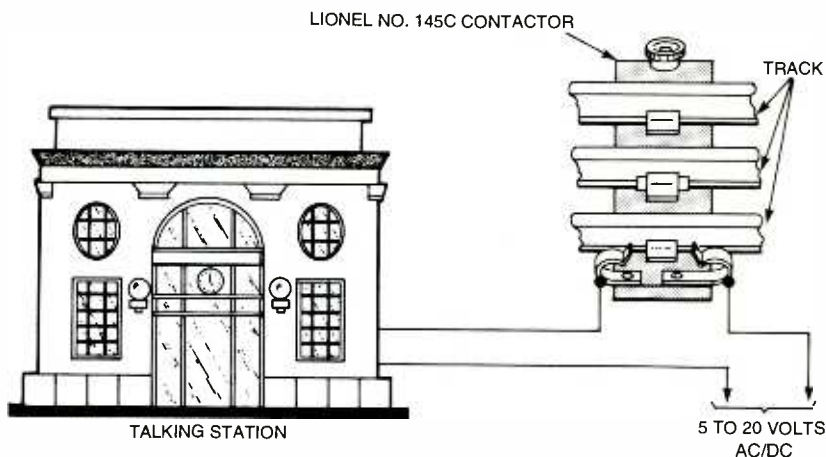


Fig. 3. How to set up the Talking Station for automatic operation.

PARTS LIST FOR THE TALKING STATION

SEMICONDUCTORS

IC1—ISD1000A voice record/playback, integrated circuit

IC2—LM386 audio amplifier, integrated circuit

IC3—LM7805 5-volt DC fixed-voltage regulator, integrated circuit

BR1—Full-wave Bridge Rectifier, 1-amp, 50-volt

RESISTORS

(All resistors are 1/2-watt, 5% units unless otherwise noted.)

R1, R3—2200-ohm

R2—10,000-ohm potentiometer

R4—1000-ohm

CAPACITORS

C1, C2—0.1- μ F, ceramic-disc

C3—22- μ F, 35-WVDC, tantalum electrolytic

C4—100- μ F, 35-WVDC, electrolytic

C5, C6—0.22- μ F, ceramic-disc

C7—220- μ F, 16-WVDC, electrolytic

ADDITIONAL PARTS AND MATERIALS

J1—Phono jack

S1—Single-pole, single-throw, normally open momentary-contact pushbutton switch

S2—Single-pole, double-throw toggle switch

SPKR1—8-ohm, 3-inch speaker

Breadboard, wire, hardware, etc.

control. It is essentially a single-pole, single-throw, normally open momentary-contact switch that is closed by the weight of a passing train. The recording plays once and

stops until the train departs and returns. Of course, if the train is an express or stops for less than the length of the recording, the sound will cut off when the contactor opens.

Those who are familiar with model-train-detection circuits and methods could use other ways to activate the Talking Station. For example, an insulated outer rail that is "grounded" to the other rail by the train's wheels can power the station without the adjustment headaches associated with the 145C. If you have a two-rail system, such as HO or N scales, one of the many detector circuits that sense motor current or lamp current in lighted cars can activate a relay to power the Talking Station. Such circuits are beyond the scope of this article; information on them is widely available in the model-railroading community.

The Talking Station is a very flexible circuit and can be used in a number of ways to bring your layout to life. Experiment with different recording techniques and speaker placements until you find the most satisfactory combination.

Now your model stations can actually yell, "All aboard!" **P**

ROBOTICS WORKSHOP

(continued from page 56)

Using A Focusing Lens

PIR sensors work by detecting electromagnetic radiation in the infrared region, specifically about 5 to 15 micrometers (5000 to 15,000 nanometers). Infrared radiation in this part of the spectrum can be focused using visible-light optics. While you can use a PIR device without focusing, you'll find that the range and sensitivity is greatly enhanced when you use a lens. Most

motion detectors use a specially designed Fresnel lens to focus infrared radiation. The lens, a piece of plastic with grooves, is made to gather more light at the top than at the bottom. With this geometry and with the sensor mounted high and pointing down, the motion detector is more sensitive to movement further away than right underneath.

If you've gotten your PIR sensor from hacking a motion detector, you can use the same Fresnel lens for your robot. You may wish to invert the lens, in reverse of its usual orientation

(because your robot will likely be near the ground, looking up). Or, you can substitute an ordinary positive-diopter lens and mount it in front of the PIR sensor. Note that, oddly enough, plastic lenses are probably the better choice than glass lenses. Several kinds of glass actively absorb infrared radiation. You may need to experiment with the lens material you use or obtain a specialty lens (either regular or Fresnel) designed for use with PIR devices.

Next month: ultrasonic sound, contact pressure sensors, and more. **P**

Poptronics®

SHOPPER



**PCB Artwork
Made Easy!**

PRINTED CIRCUIT DESIGN SOFTWARE

For Windows and DOS
Layout - Autorouting - Schematic - Circuit Simulation

Visit our Website @ www.pcboards.net

For free DEMO and Information

PCBoards (800)473-7227
2110 14th Ave. South (205)933-1122
Birmingham, AL 35205

Perfect for the Pro or Hobbyist!

ON SCREEN DISPLAY CHARACTER OVERLAY BOARD



OSD-232 on board a radio controlled airplane!

Ever wish your LCD module could display more lines of text? OSD-232 is the solution! From any RS-232 serial source like a PC, PIC, or Basic Stamp, display 28 columns by 11 rows of information (308 characters total) directly onto any NTSC or optional PAL baseband (video in) television or VCR. OSD-232 can overlay monochrome text onto an incoming video source or display colored text on a self-generated colored background screen.

Intuitive Circuits, LLC
2275 Brinston • Troy, MI 48083
(248) 524-1918
<http://www.icircuits.com>

OSD-232 \$99.00
Visa/Mastercard/Prepaid check

FCC License Preparation

RADIOTELEPHONE LICENSE
Electronics Tech, Avionics, Marine & Radar
Homestudy—Fast-Easy & inexpensive.
Manuels-Audio-Video-podisks-Q&As
Guarantee Pass-see at www.wptfcc.com
Details-800-800-7555, WPT Publications
4701 NE 47ST, Vancouver, WA 98661

New-Old-Stock,
Tubes, Parts,
Supplies,
Speakers, Books,
Transformers,
Grill Cloth

6221 S. Maple Ave
Tempe AZ, 85283
ph. (480) 820 5411
fax (480) 820 4643
fax (800) 706 6789

ANTIQUE ELECTRONIC SUPPLY

XICON HENSEN

www.tubesandmore.com

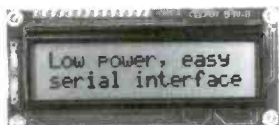
Data Acquisition and Control

The ADR series of interfaces allow control of analog, digital and relay I/O via RS232 or RS485. Visit the web site for specs, applications and programs in VB, C, BASIC etc. (705) 671-2652

www.ontrak.net
Ontrak Control Systems Inc.

SERIAL LCDs

Serial LCDs work great with BASIC Stamps® and other microcontrollers. One-wire interface • simple serial protocol • low cost • high quality • in stock



BPI-216N
• 2x16 text LCD
• 2400/9600 bps
• \$45 (non-backlit)

SGX-120L
• Mini graphics LCD
• 2400/9600 bps
• just \$99



Many other models available—see www.seetron.com/

Scott Edwards Electronics, Inc.
www.seetron.com • 520-459-4802

LASERS

AT GREAT PRICES

Complete Ruby Laser Assembly less than \$300
He-Ne Lasers, complete, for less than \$50
American 60X Argon Lasers from \$595
Laser Diode Modules from under \$40
X-Y Scanners from \$79

FREE CATALOG

- Helium-Neon
- Argon Lasers
- Diode Lasers
- Holography
- Books
- Ruby Lasers
- Scanners
- Lightshow Equipment
- Pointers
- Optics

Email: mlp@nlenx.com <http://www.midwest-laser.com>

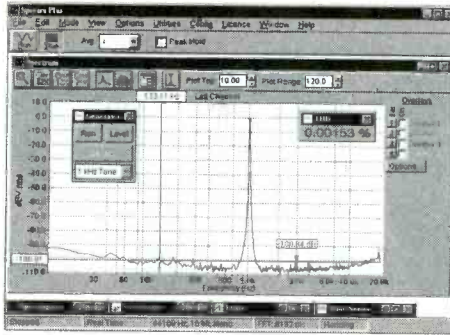
Midwest Laser Products 30 Day Satisfaction Guarantee.
P.O. Box 262, Frankfort, IL 60423
Phone: (815) 464-0085 FAX: (815) 464-0767
VISA / MC Accepted

December 2000, Poptronics

Turn Your Multimedia PC into a Powerful Real-Time Audio Spectrum Analyzer

Features

- 20 kHz real-time bandwidth
- Fast 32 bit executable
- Dual channel analysis
- High Resolution FFT
- Octave Analysis
- THD, THD+N, SNR measurements
- Signal Generation
- Triggering, Decimation
- Transfer Functions, Coherence
- Time Series, Spectrum Phase, and 3-D Surface plots
- Real-Time Recording and Post-Processing modes



Applications

- Distortion Analysis
- Frequency Response Testing
- Vibration Measurements
- Acoustic Research

System Requirements

- 486 CPU or greater
- 8 MB RAM minimum
- Win. 95, NT, or Win. 3.1 + Win.32s
- Mouse and Math coprocessor
- 16 bit sound card

PHS Pioneer Hill Software
24460 Mason Rd.
Poulsbo, WA 98370
a subsidiary of Sound Technology, Inc.

Sales: (360) 697-3472

Fax: (360) 697-7717

e-mail: pioneer@telebyte.com

Priced from \$299

(U.S. sales only – not for export/resale)

DOWNLOAD FREE 30 DAY TRIAL!

www.spectraplus.com



Spectra Plus

FFT Spectral Analysis System

Accredited B.S. Degree in Computers or Electronics

by studying at Home

Grantham College of Engineering offers 3 distance education programs:

- B.S.E.T. emphasis in Electronics
- B.S.E.T. emphasis in Computers
- B.S. in Computer Science

-Electronics Workbench Professional 5.0 included in our B.S.E.T. curriculums
-Approved by more than 200 Companies, VA and Dantes, (tuition assistance avail.)

For your free catalog of our programs dial

1-888-919-8181 Ext. 15

<http://www.grantham.edu>

GCE

Your first step
to help yourself
better your future!




Grantham College of Engineering
34641 Grantham College Road
Slidell, LA 70460-6815

MOUSER
ELECTRONICS

A COMPANY

Electronic components online



800 346 6873
sales@mouser.com

www.mouser.com

CIRCLE 220 ON FREE INFORMATION CARD

Call Today And **SAVE!** **Unbeatable PRICES!**

CABLE TV

**DESCRAMBLERS
CONVERTERS · FILTERS
VIDEO STABILIZERS**

FREE ➤ 30 Day Trial
FREE ➤ Product Catalog
FREE ➤ 1 Year Warranty

100% MONEY BACK GUARANTEE



Let us point you in
the right direction ...

Arrow
Technologies
Omaha, Nebraska

TOLL FREE
888-554-ARROW
888-554-2776



MECI 340 East First Street
Dayton, Ohio 45402
Your Electronics Value Company

Tons of Electronics

Get your FREE catalog today and discover some of the best deals in electronics. We have thousands of items ranging from unique hard-to-find parts to standard production components. Call, write or fax today to start your subscription to one of the most unique catalogs in the industry, filled with super values on surplus electronic and hobbyist type items.



Checkout our 10,000 item on-line catalog <http://www.meci.com>

Order Toll Free Why pay more?
1-800-344-4465 Call today!
Fax Order Line
1-800-344-6324

CIRCLE 250 ON FREE INFORMATION CARD

ALL ELECTRONICS

C O R P O R A T I O N

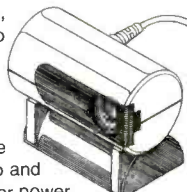
QUALITY Parts
FAST Shipping
DISCOUNT Pricing

**CALL, WRITE, FAX
or E-MAIL For A
Free 96 Page
CATALOG.**
Outside the U.S.A.
send \$3.00 postage.



Low, Low Price Color CCD Video Camera

Sharp # YH-7S50. New, NTSC, color CCD video camera. Ideal for surveillance or video conferencing. 2" dia. x 3.35" long. Adjustable table-top stand. 6' cable with RCA plug for video and 2.5mm I.D. coax plug for power. Operates on 4.5 - 7 VDC @ 1 Watt (Power supply not included). Features: 512 x 492 pixels. 300 line resolution. 20 lux min. illumination. Auto white balance. F2.2 lens. 3.8 mm focal length. Manually adjustable focus from 30mm to infinity. **CAT # VC-250**



20 or more \$40.00 ea. **\$43⁷⁵** each

For power supply we suggest our regulated 5.7 Vdc @ 700 ma. supply. Needs plug replacement to mate with camera. Appropriate connector and instructions are included.

CAT # PS-577 \$5.50 each
20 or more \$5.00 each

Special Quantity Purchase Nickel-Metal Hydride AA "Flat-Top" Cells

Panasonic # HHR-11AA0
1.2 Volt, 1100 mAh "flat-top" rechargeable AA cells. These cells are designed for use in battery packs; they do not have the raised button found on most replaceable batteries. 0.55" diameter X 1.95" long. Large quantity available. Two styles:

REGULAR-FLAT TOP CAT # NMH-110



\$1⁵⁰ each
40pcs \$1.25 • 120pcs \$1.00
800pcs 85¢ each


SOLDER-TABBED CAT # NMH-110T



\$1⁷⁵ each
40pcs \$1.50 • 120pcs \$1.25
800+ \$1.00 each

12 VDC 2.5 Amp Switching Power Supply


Plug-in-wall regulated switching power supply. Ideal for cameras, scanners, cell phones, computers or any devices sensitive to power fluctuations. Input: 100 - 240 Vac. 6 foot output cord has a coax DC power plug (2.1mm id, 5.5mm od). Tip positive. Ferrite snap-bead for EMI suppression. Compact, 3.23" x 2.23" x 1.38" UL, CSA, CE. **CAT # PS-1225**



\$10⁰⁰ each
10 for \$9.25 each
100 for \$8.50 each

Modular CD Racks

Organize your CDs or CD ROMs with these high-impact, black plastic CD storage racks. Slots for 12 jewel cases. Each 12 CD module can interlock vertically and horizontally with other modules. Can be free-standing or wall mounted.



CAT# CDR-3
10 for \$17.50 **\$2⁰⁰** each

Laser Level

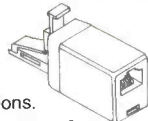


Accurate and easy to use for short and long distance leveling. Center the bubble, and anything that intersects the beam is at exactly the same height. Use it to match heights in large rooms or across buildings. Set and align electrical and plumbing fixtures, cabinets and shelves. Rugged, black anodized aluminum housing with pocket clip. Locking push button switch to prevent unintended actuation. Includes two AAA batteries. **CAT # LL-1**

\$16⁹⁵ each

Phone Line Privacy Protector

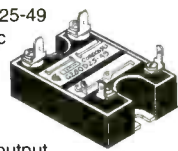
Ora Electronics # MP-700 Protects modem, fax and voice transmissions from interruption. Prevents eavesdropping of phone conversations. The first device to answer or access a line secures the line. All of the others are denied access until the first device hangs-up. Easy to use. Installs in seconds between phone line and wall jack. Note: You need one unit for each instrument sharing a line.



CAT # TLM-20
\$1⁵⁰ each
10 for \$12.50
100 for \$9.00

25 Amp (Used) Solid-State Relay

Crouzet/ Gordos # G280D25-49 Control Voltage: 3 - 8 Vdc Load: 25 A, 24-280 Vac 2.25" x 1.75" x 1" metal-backed epoxy package. Screw terminals. Back-to-back (dual) SCR output for severe inductive loads. False turn-on immunity and positive turn-off at high dv/dt. Removed from equipment. "Like-new" condition. Although input is marked 3-8 Vdc, will operate at 12 Vdc. UL, CSA, CE.



CAT # SSRLY-2503U **\$11⁰⁰** each
10 for \$100.00

8 Ohm, 25 Watt Power Resistor

Dale RH-25, 8 ohm 1% Aluminum-encased precision power resistor. Body size, 1.07" x 0.57" x 0.55" high. Solder lugs extend 1.9". Screw-mounts to chassis or heat sink for improved cooling efficiency. **CAT # 8-25**



\$1⁵⁰ each

ORDER TOLL FREE 1-800-826-5432
Shop ON-LINE www.allelectronics.com

MAIL ORDERS TO:
ALL ELECTRONICS CORP.
P.O. BOX 567 • VAN NUYS, CA 91408-0567

FAX (818) 781-2653 • INFO (818) 904-0524
E-MAIL allcorp@allcorp.com

NO MINIMUM ORDER • All Orders Can Be Charged to Visa, Mastercard, American Express or Discover • Checks and Money Orders Accepted by Mail • Orders Delivered in the State of California must include California State Sales Tax • NO C.O.D. • Shipping and Handling \$5.00 for the 48 Continental United States - ALL OTHERS including Alaska, Hawaii, P.R. and Canada Must Pay Full Shipping • Quantities Limited • Prices Subject to change without notice.

MANUFACTURERS - We Purchase EXCESS INVENTORIES... Call, Write, E-MAIL or Fax YOUR LIST.



CIRCLE 215 ON FREE INFORMATION CARD

www.americanradiohistory.com

suburban ELECTRONICS

• Large Selection of Batteries
Replacement Batteries for
Camcorders, Cell Phones, Laptops, etc.

• Satellite Antenna Accessories
Splitters, Diplexers & Amplifiers

• Semi-Conductors, Transistors
& Integrated Circuits

• Electronic Tools, Tool Kits
& Tool Cases

• Soldering Equipment
Soldering & Desoldering
Stations

To get a free catalog,
visit us on the web at
www.suburban-elect.com
or call us at
1-800-341-5353

• Test Equipment
Oscilloscopes,
Power Supplies &
Power Invertors

Temperature
Controlled
Soldering Station
SEW-351 \$69.95



OSCILLOSCOPE BLOW OUT

B&K #2190A 100 MHz \$899.00

B&K #2160A 60 MHz \$599.00

Goldstar #OS9020P 20 MHz \$299.00

TEST EQUIPMENT

B&K #5390 True RMS Hand-held Digital Multi-meter \$149.00

SRV-5 5-Amp Isolated Variable Transformer 0-130V \$99.95

Pro's Electronic
Tool Kit
Includes
Tools & Case
SEW-900 \$189.95



CONTROL MEASURE INPUT

RELAYS • LIGHTS • MOTORS
TEMPERATURE • PRESSURE • LIGHT LEVELS • HUMIDITY
SWITCH POSITIONS • THERMOSTATS • LIQUID LEVELS

MODEL 30 \$79



- PLUGS INTO PC BUS
- 24 LINES DIGITAL I/O
- 8 CHANNEL
- 8 BIT A/D IN
- 12 BIT COUNTER
- UP TO 1-KC SMP/SEC

MODEL 45 \$189



- RS-232 INTERFACE
- 8 DIGITAL I/O
- 8 ANALOG INPUTS
- 2 ANALOG OUTPUTS
- 2 COUNTERS-24 BIT

MODEL 100 \$279



- 12 BIT 1+0.1KHz A/D
- 4 ANALOG OUTPUTS
- 3 TIMER COUNTERS
- 24 DIGITAL I/O

MODEL 150-02 \$179



- RS-232 INTERFACE
- TRMS, 20 AMPS
- 12 BIT A/D
- OPTO-ISOLATED
- COMPLETE DMM

MODEL 40 \$109



- RS-232 INTERFACE
- 28 LINES DIGITAL I/O
- 8 ANALOG INPUTS
- PWM OUTPUT

MODEL 70 \$239



- RS-232 INTERFACE
- 18 BIT A/D
- 5.5 DIGIT
- UP TO 60 EMP/SEC

Prairie Digital, Inc.

PHONE 608-643-8599 • FAX 608-643-6754

920 SEVENTEENTH STREET • PRAIRIE DU SAC, WISCONSIN 53578

RF Data Modules

AM Transmitter



- Sub Miniature module
- SAW Controlled
- No adjustable components
- Low current - 2.5mA
- Supply 2.5-12Vdc
- 418MHz or 433MHz
- Range up to 300ft
- CMOS/TTL data input
- 7 x 11 x 4mm !
- AM-TX1-xxx \$12.60

AM Receiver



- Compact Hybrid Module
- Very stable
- CMOS/TTL output
- Patented Laser Trimmed
- 5Vdc, 0.8mA (HRR6)
- 2kHz data rate
- Sensitivity -105dBm
- 38 x 12 x 2 mm
- AM-HRR6-xxx... \$16.33

FM Transceiver



- Only 23 x 33 x 11mm
- Up to 40,000bps data rate
- Up to 450ft. range.
- 5V operation
- 418MHz or 433MHz FM
- 5V CMOS logic interface
- Fast 1mS enable
- Power saving feature
- Carrier Detect output
- BiM-xxx-F \$87.36

RS232 Transceiver



- 3wire RS232 interface
- 19.2Kbps half duplex
- 418MHz or 433MHz FM
- 7.5-15Vdc, 20mA
- TX/RX Status LED's
- Up to 400ft. range
- 1/4 wave ant. on board
- User data packetizing
- 58 x 40 x 15mm
- CYPHERNET \$139.30

AM Transmitter



- Range up to 250ft.
- SAW controlled stability
- Wide supply range 2-14V
- CMOS/TTL input
- Low current, 4mA typ.
- Up to 4kHz data rate
- Small: 17 x 11mm
- AM-RT5-xxx \$12.10



ABACOM
TECHNOLOGIES



tel: (416)236 3858
fax: (416)236 8866
www.abacom-tech.com
MasterCard / VISA

DVD Movies
DVD Music

Computers

Home
Theater

Big Bang
electronics

Auctions

THE SIGN OF INTELLIGENT LIFE IN THE UNIVERSE ...

Big Bang offers top-quality name-brand electronic equipment and home theater components for lower prices than anywhere else in the galaxy. Make contact today.



CALL FOR A FREE CATALOG

Toll Free 1-888-314-2620

or www.bigbangelectronics.com



TACTILE SOUND

DON'T JUST WATCH THE MOVIE - FEEL THE MOVIE.

Tactile Sound is sound you feel. It's the exhilarating rumble of F-16 afterburners, the gentle pluck of a guitar...it's every action and special effect built in to the movie's soundtrack. Now you can experience your favorite movies with your entire body.



Pioneer • Denon • MB Quart • Philips • Pioneer • Denon • MB Quart • Philips

Pronto Intelligent/Universal
Remote controls unlimited
number of components


MP3 Player records up to
80 hours of music



Rewritable CD Rom



PC Camera



HandsFree
Cell Phone Holder/Charger

CALL TOLL FREE
(800) 292-7711
Orders Only
Se Habla Español

C&S Sales

Look For Other
Monthly Specials
On Our Website

Excellence in Service

www.cs-sales.com

D/A Trainer

Elenco Model XK-150

\$89.95



A low cost, full-function digital/analog trainer that meets the needs of electronic training programs. Rugged construction, can be used as fixed lab equipment or be portable. An economical zipper case is available.

Soldering Stations

Weller Low Cost Soldering Iron Model WLC-100

\$34.95



- Variable power control produces 5-40 watts.
- Ideal for hobbyists, DIYers and students.
- Complete with 40W iron.

Weller Soldering Station Model WES50

\$119

50 watts of controlled power - designed for continuous production soldering.



Deluxe Electronic Soldering Station

Elenco SL-5 Series

Electronically controlled, ideal for professionals, students, and hobbyists. Available in kit form or assembled.

Works w/ any iron! Turn any soldering iron into a variable iron.

As Low As
\$29.95

Ordering Information:

- Model SL-5 - No Iron. (Kit SL-5K) **\$29.95**
- Model SL-5-40 - Includes 40W UL Iron. (Kit SL-5K-40) **\$35.95**
- Model SL-5-60 - Includes 60W UL Iron. (Kit SL-5K-60) **\$36.95**

*** Limited Time Offer ***
FREE SP-1A Solder Practice Kit w/ Kit Order!



Features:

- Cushion Grip Handle Soldering Iron (optional) with Grounded Tip for Soldering Static-Sensitive Devices. Easily Replaceable. Uses Long-Life, Plated Conical Tip.
- Heavy Steel, Non-Slip Base.
- Iron-Holder Funnel - Reversible, left or right side.
- Steel Tray for Sponge Pad.
- Sponge Pad.

Generators & Counters

B&K 20MHz Sweep/Function Generator with Frequency Counter Model 4040

\$445

- 0.2Hz to 20MHz
- AM & FM modulation
- Burst Operation
- External Frequency counter to 30MHz
- Linear and Log sweep

21.5MHz Model 4070 \$129!
 10MHz Model 4017 \$319
 5MHz Model 4011 \$249



BK PRECISION

Four Functions in One Elenco Model MX-9300B

Features:

- One instrument with four test and measuring systems:
 - 1.3GHz Frequency Counter
 - 2MHz Sweep Function Generator
 - Digital Multimeter
 - Digital Triple Power Supply - 0-3V @ 2A, 5V @ 2A, 15V @ 1A



\$450

Elenco Handheld Universal Counter 1MHz - 2.8GHz Model F-2800

\$99



Features 10 digit display, 16 segment and RF signal strength bar-graph.
 Includes antenna, NiCad battery, and AC adapter.
C-2800 Case with Belt Clip \$14.95

Elenco RF Generator with Counter (100kHz - 150kHz) Model SG-9500

\$225

Features internal AM mod. of 1kHz. RF output 100MV - 35MHz. Audio output 1kHz @ 1V RMS.

SG-9000.....\$119.95 (analog, w/o counter)



Elenco Sweep Function Generator w/ built-in frequency counter Model GF-8046

\$195.95



This sweep function generator with counter is an instrument capable of generating square, triangle, and sine waveforms, and TTL, CMOS pulse over a frequency range from 0.2Hz to 2MHz.

GF-8025 - Without Counter **\$139.95**

Kit Corner

over 100 kits available

Quantity Discounts Available

Model RCC-7K

Radio Control Car Kit

\$29.95


- Fun & Easy to Assemble
- 7 Functions
- Radio Control Transmitter Included
- Also available as Model AK-870 (No Soldering) \$24.95



Model AK-700

Pulse/Tone Telephone Kit

\$15.95



Ideal School Project

Action Lab Kit

Model MX-902

- Safe, Solderless, Educational, and Fun!
- Easy-to-read, Illustrated, Lab-Style Manual Included.
- Requires 2 "AA" Batteries
- Build your own operating motor - It's easy, it's fun, it's Safe!
- For Ages 10 and up.

\$24.95




Model AM-780K

Two IC Radio Kit

\$11.95

Also available: Model AM/FM-108K AM/FM Radio Kit \$29.95



Model OWI-007

Robotic Arm (Wired Control)

Teaches the basic robotic sensing and locomotion principles while testing motor skills.

\$55.95



300-in-1

Experiment Kit Model MX-908

- Everything you need to build 300 exciting electronic projects!
- Easy-to-read, Illustrated, Lab-Style Manual Included.
- Requires 6 "AA" Batteries
- For Ages 10 and up.

\$54.95



Guaranteed Lowest Prices

UPS SHIPPING: 48 STATES 5%
 OTHERS CALL FOR DETAILS
 IL Residents add 8.25% Sales Tax

C&S SALES, INC.

150 W. CARPENTER AVENUE
 WHEELING, IL 60090
 FAX: (847) 541-9904 (847) 541-0710

15 DAY MONEY BACK GUARANTEE
2 YEAR FACTORY WARRANTY

PRICES SUBJECT TO CHANGE WITHOUT NOTICE

CIRCLE 290 ON FREE INFORMATION CARD

SAME DAY SHIPPING
Secure on-line ordering

C&S Sales


CALL OR WRITE FOR OUR FREE

64 PAGE CATALOG!
(800) 445-3201

Excellence in Service

Elenco Oscilloscopes

Free Dust Cover and 2 Probes



S-1325	25MHz	Dual Trace	\$325
S-1330	25MHz	Delayed Sweep	\$439
S-1340	40MHz	Dual Trace	\$475
S-1345	40MHz	Delayed Sweep	\$569
S-1360	60MHz	Delayed Sweep	\$725
S-1390	100MHz	Delayed Sweep	\$895

DIGITAL SCOPE SUPER SPECIALS

DS-203	20MHz/10Ms/s Analog/Digital	\$695
DS-303	40MHz/20Ms/s Analog/Digital	\$850
DS-603	60MHz/20Ms/s Analog/Digital	\$950

Quantity Discounts Available

Digital Multimeters

Fluke 87III



\$319

Features high performance AC/DC voltage and current measurement, frequency, duty cycle, resistance, conductance, and capacitance measurement.

Elenco LCR & DMM Model LCM-1950



\$69

- Large 1" 3 3/4 digit LCD
- Autoranging frequency to 4MHz
- Capacitance to 400µF
- Inductance to 40H
- Resistance to 4000MΩ
- Logic Test
- Diode & Transistor Test
- Audible Continuity Test

Elenco Model M-1740



\$34.95

- 11 Functions
 - Freq. to 20MHz
 - Cap. to 20µF
 - AC/DC Voltage
 - AC/DC Current
 - Beeper
 - Diode Test
 - Transistor Test
 - Meets UL-124 safety specs.
- Model M-2760 - \$19.95**
(9 functions)

Dual-Display LCR Meter w/ Stat Functions B&K Model 878



\$225

Auto/manual range
Many features with Q factor
High Accuracy

Elenco LCR Meter Model LCR-1810



\$99.95

- Capacitance .1pF to 20µF
- Inductance 1µH to 20H
- Resistance .01Ω to 2000MΩ
- Temperature to 750°C
- DC Volts 0 - 20V
- Frequency up to 15MHz
- Diode/Audible Continuity Test
- Signal Output Function
- 3 1/2 Digit Display

Elenco DMM Kit Model M-1005K



\$19.95

- 18 Ranges
 - 3 1/2 Digit LCD
 - Transistor Test
 - Diode Test
 - Training Course
- M-1000B (Assembled) \$15.95**

B&K Testers

Deluxe Multi-Network Cable Tester Model 231

\$75

- Tests 10BaseT, 100BaseTx, 10Base2, RJ45, RJ11, 356A, TIA-568A, TIA-568B, and Token Ring cables.
- Detects open, short, cross, and continuity.
- Tests Point-to-Point, rather than Pair-to-Pair
- Quick and easy-to-use.
- Tests cables on wall plate or patch panel up to 1,000 ft. away with the remote kit.
- Easy-to-read LED display.



Multi-Network Cable Tester Model 230

\$69

- Auto scans thin Ethernet (BNC), 10BaseT (UTP/STP), 100BaseTx, RJ45, 356A, TIA-568A, TIA-568B, and Token Ring cables in seconds.
- Detects miswiring, polarization, and continuity.
- Also tests the ground of shielded twisted pair cables.
- Tests cables before or after installation with the remote unit.
- LED display for clear indication of problems.



Remote Network Cable Tester Model 235

\$195

- Detects open, short, reversed, crossed, and split.
- Clear LED display for the fault status.
- Simple and easy-to-use.
- Test cable length: Minimum - 4 ft. (1.2m) Maximum - 492 ft. (150m).
- Identify up to 4 different cables at one end by providing remote identifiers.
- Tests: 10BaseT, 100BaseTx, 10Base2 (coax), RJ45, 356A, TIA-568A, TIA-568B, Token Ring, etc.




CCTV Cameras

Cameras have 420 lines (360 color) of resolution, 0.08 Lux, 3.6mm/F2 90° field of view. Power requirement is 12VDC @ 100mA (order SC-1).

MONOCHROME CAMERAS



SC-12 - 35mm Lens (1.25"x1.25") **\$69**




SC-15 - Pin Lens (1.25"x1.25") **\$69**

Add \$10 for lens • Add \$10 for audio

Accessories:

- SC-1 - 12V 100mA adapter **\$6.95**
- SC-2 - 50' cable with connectors **\$19.95**

COLOR CAMERAS



SC-20 Pin Lens
SC-21 3.6mm Lens
360 Lines 1.25" x 1.25"
Infrared Sensitive, Audio Included
\$109

Add \$10 for case
Call for complete catalog.

Power Supplies

Elenco Quad Power Supply Model XP-581

\$79.95



4 Fully Regulated DC Power Supplies in 1 Unit
4 DC voltages: 3 fixed - +5V @ 3A, +12V @ 1A, -12V @ 1A
1 Variable - 2.5 - 20V @ 2A

B&K High Current DC Power Supply

- Variable 3-14VDC
- Thermal Function
- Current Limiting

Model 1686 12A **\$169**
Model 1688 28A **\$249**



B&K 13.8V Fixed DC Power Supplies
Model 1680 6A **\$42**
Model 1682 15A **\$75**

Elenco Power Supply Kit Model XP-720K

\$54.95

- 1.5VDC - 15VDC @ 1A
- -1.5VDC - -15VDC
- 5VDC @ 3A
- 6.3VAC @ 1A & 12.6VAC center tapped @ 1A



XP-720 Fully Assembled **\$85**

Elenco DC Power Supply Model SPL-603 3A 0-30VDC

\$79.95

The SPL-603 is a solid-state DC power supply providing the exact output voltage no matter what current you use. Output fully protected from overload.



Guaranteed Lowest Prices

UPS SHIPPING: 48 STATES 5%
OTHERS CALL FOR DETAILS
IL Residents add 8.25% Sales Tax

SEE US ON THE WEB

C&S SALES, INC.

150 W. CARPENTER AVENUE
WHEELING, IL 60090

FAX: (847) 541-9904 (847) 541-0710

www.cs-sales.com

15 DAY MONEY BACK GUARANTEE
2 YEAR FACTORY WARRANTY



PRICES SUBJECT TO CHANGE WITHOUT NOTICE

CIRCLE 290 ON FREE INFORMATION CARD

HELP WANTED

COMMUNICATIONS ENGINEERING JOBS

Starting salary up to \$89,265 annually. New position. Works with City's departments such as, Police, Fire and construction.

COMMUNICATIONS TECHNICIAN

Growing company in beautiful Northwest needs people with an FCC License to install transmission equipment.

MARINE TECHNICIANS WANTED

Install radio equipment in sunny Florida on ships and boats docked in Miami area.

MAJOR AIRLINE hiring installation service technicians. No Experience required. Must have FCC license.

Outstanding positions!
\$40-\$60 per hour!
Broadcast Engineers!

PORTABLE RADIO TECHNICIAN

\$50,800 - 92,880 to start based on experience. FCC license required.

Be an FCC LICENSED ELECTRONIC TECHNICIAN!



No costly school. No commuting to class.

The Original Home-Study course prepares you for the "FCC Commercial Radiotelephone License." This valuable license is your professional "ticket" to thousands of exciting jobs in Communications, Radar, Radio-TV, Microwave, Maritime, Avionics and more...even start your own business! You don't need a college degree to qualify, but you do need an FCC License.

No Need to Quit Your Job or Go To School

This proven course is easy, fast and low cost!

GUARANTEED TO PASS - You get your FCC License or your money refunded.

Call Now for FREE Info:

800-932-4268 Ext. 90

Email: fcc@commandproductions.com

Visit our Website: www.LicenseTraining.com

Fax 415-332-1901


COMMAND PRODUCTIONS

FCC LICENSE TRAINING - DEPT. 90

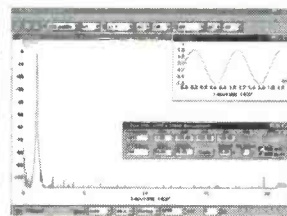
P.O. Box 2824 • San Francisco, CA 94126-2824

CIRCLE 231 ON FREE INFORMATION CARD

DIGITAL STORAGE OSCILLOSCOPES




Low cost modules convert PCs into sophisticated virtual instruments including: Digital Storage Oscilloscope, DVM, Spectrum Analyzer, Frequency Meter and Data Logger. Speeds to 100 msp. Resolutions to 16 bits. From \$99 to \$799.



ATC produces and sells our O-Scope products and also sells pico technology virtual instruments and data loggers including the new revolutionary educational product -- DrDAQ --

Serial port problems? Check out **SERIAL**, our protocol analyzer program for \$99.

DFA-5 low cost differential amplifier makes low voltage measurements easier. \$129.



ATC now offers TPI's test instruments and HiRel's HH-972, a combination stand-alone oscilloscope and component curve tracer for only \$259.

Call or Check our web site for pricing and availability

MC/Visa/Amex

800-980-9806

ALLISON TECHNOLOGY CORP.

2006 FINNEY VALLET, ROSENBERG, TX. 77471

PHONE: 281-239-8500 FAX: 281-239-8006

<http://www.atcweb.com> atc@atcweb.com

Ivex Complete Electronics CAD Package


**More Features
More Power
Less Money**

Ivex Complete Power Tools include: WinDraft P650 Schematics, WinBoard P650 PCB Layout, and Ivex Spice Standard Simulation together in a complete, affordable package.

Ivex 650 pin versions have no feature limitations like other low cost products on the market. Fast expert technical support, free 24 hour Knowledge Base on the web, and professional full-featured tools have made Ivex the preferred choice for designers.

**For larger designs
use these Ivex Products:**

WinDraft unlimited \$495
WinBoard unlimited \$495
Ivex Spice Advanced \$299
Ivex View unlimited \$99



Advantages

Full-feature tools
14,000 Schematic parts
Part edit & model making
Part Search
Bill of Materials with Sort & Spreadsheet output
Hierarchy for large designs
ERC (electrical rules check)
15 Netlist outputs
7 Analysis Types
Only \$200 to add
7 advanced analyses
16 PCB layers
0.01 micron grid resolution
Advanced DRC
Micro via
Gerber & NC Drill report
24 hour FREE Technical Support Internet Knowledge Base
No hardware protection lock!

Ivex Complete

Schematics
Simulation
PCB Layout **\$399**

Ivex Complete Plus

Schematics
Simulation
PCB Layout
Gerber Viewer **\$449**

Free board quote

pcbCite.com

The Internet source for PCB manufacturing

Visit the Ivex web site for complete product information and download full function demos.

www.ivex.com

Tel: (503) 531-3555 e-mail: sales@ivex.com

IVEX™
DESIGN
INTERNATIONAL

ADV8_1

CIRCLE 309 ON FREE INFORMATION CARD


Any waveform you want!



New Features:

- ✓ 21.5 MHz
- ✓ .01 Hz steps
- ✓ multi-unit phaselock

Berkeley Nucleonics Corp. Model 625A




DC to 21.5 MHz linear and log sweeps



Int/Ext AM, SSB, Dualtone Gen.



Int/Ext FM, PM, BPSK, Burst



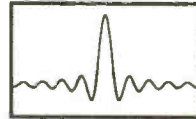
Ramps, Triangles, Exponentials



Pulse Generator



Noise



Arbitrary Waveforms



Unlimited Possibilities!

- **Synthesized Signal Generator**
Clean sinewaves DC-21.5 MHz, .001% accuracy! .01 Hz steps. DC Offset. RS232 remote control.
- **Arbitrary Waveform Generator**
40 Megasamples/Second. 32,768 points. 12 bit DAC
- **Function Generator**
Ramps, Triangles, Exponentials & more to 2 MHz!
- **Pulse Generator**

Digital waveforms with adjustable duty cycle

Berkeley Nucleonics Corp.

3060 Kerner Blvd. Suite 2
San Rafael, CA 94901-5418

Tel (415) 453-9955

www.berkeleynucleonics.com

Fax (415) 453-9956

CIRCLE 311 ON FREE INFORMATION CARD

New Science & Robotic Kits For The Millennium

BEAMSTER

Beginner Soldering
OWI-209K
\$19.95

Multi-functional; 90° Halogen light head or fluorescent lamp.

TURBO 2000

Beginner
OWI-6567
\$19.95

Air, motor drive or solar propelled (sold separately) speedster.

KNIGHT INVADER

Beginner
OWI-6577
\$19.95

Air, motor drive or solar propelled (sold separately) with principles of electricity.

SUMOROBOT

Beginner
OWI-9647
\$49.95

Retreats or attacks. Sensor system & infrared beam to detect opponents.

AM RADIO

Beginner Soldering
OWI-215K
\$24.95

Principles of radio wave technology. Tuner & volume control. Easy assembly.

Awards include:



ROBOTIKITS™
DIRECT

17141 Kinzview Ave. Suite B, Carson, CA 90746 USA
Phone: (310) 515-6800 • Toll Free: (877) 515-6651
Fax: (310) 515-0927
E-mail: rbotikitsdirect@pacbell.net • Web: www.robotikitsdirect.com



Order M - F:
8a.m. - 4p.m. PST



Doppler Direction Finder


Track down jammers and hidden transmitters with ease! This is the famous WA2EBY DF'er featured in April 99 QST. Shows direct bearing to transmitter on compass style LED display, easy to hook up to any FM receiver. Transmitter - the object of your DF'ing - need not be FM, it can be AM, FM or CW. Easily connects to receiver's speaker jack and antenna, unit runs on 12 VDC. We even include 4 handy home-brew "mag mount" antennas and cable for quick set up and operation! Whips can be cut and optimized for any frequency from 130-1000 MHz. Track down that jammer, win that fox hunt, zero in on that downed Cessna - this is an easy to build, reliable kit that compares most favorably to commercial units costing upwards of \$1000.00! This is a neat kit!!

DDF-1, Doppler Direction Finder Kit \$149.95

Wireless RF Data Link Modules

RF link boards are perfect for any wireless control application; alarms, data transmission, electronic monitoring...you name it. Very stable SAW resonator transmitter, crystal controlled receiver - no frequency drift! Range up to 600 feet, license free 433 MHz band. Encoder/decoder units have 12 bit Holtek HT-12 series chips allowing multiple units all individually addressable, see web site for full details. Super small size - that's a quarter in the picture! Run on 3-12 VDC. Fully wired and tested, ready to go and easy to use!

RX-433 Data Receiver.....\$16.95 TX-433 Data Transmitter.....\$14.95
RXD-433 Receiver/Decoder.....\$21.95 TXE-433 Transmitter/Encoder.....\$19.95



World's Smallest TV Transmitters



We call them the 'Cubes'.... Perfect video transmission from a transmitter you can hide under a quarter and only as thick as a stack of four pennies - that's a nickel in the picture! Transmits color & B&W with fantastic quality - almost like a direct wired connection to any TV tuned to cable channel 59. Crystal controlled for no frequency

drift with performance that equals models that cost hundreds more! Basic 20 mW model transmits up to 300' while the high power 100 mW unit goes up to 1/4 mile. Their very light weight and size make them ideal for balloon and rocket launches, R/C models, robots - you name it! Units run on 9 volts and hook-up to most any CCD camera or standard video source. In fact, all of our cameras have been tested to mate perfectly with our Cubes and work great. Fully assembled - just hook-up power and you're on the air! One customer even put one on his dog!

C-2000, Basic Video Transmitter.....\$89.95 C-2001, High Power Video Transmitter.....\$179.95

CCD Video Cameras



Top quality Japanese Class 'A' CCD array, over 440 line line resolution, not the off-spec arrays that are found on many other cameras. Don't be fooled by the cheap CMOS single chip cameras which have 1/2 the resolution, 1/4 the light sensitivity and draw over twice the current! The black & white models are also super IR (Intra-Red) sensitive. Add our invisible to the eye, IR-1 illuminator kit to see in the dark! Color camera has Auto gain, white balance, Back Light Compensation and DSP! Available with Wide-angle (80°) or super slim Pin-hole style lens. Run on 9 VDC, standard 1 volt p-p video. Use our transmitters for wireless transmission to TV set, or add our IB-1 Interface board kit for super easy direct wire hook-up to any Video monitor, VCR or TV with A/V input. Fully assembled, with pre-wired connector.

CCDWA-2, B&W CCD Camera, wide-angle lens \$69.95
CCDPH-2, B&W CCD Camera, slim fit pin-hole lens. \$69.95
CCDCD-1, Color CCD Camera, wide-angle lens \$129.95
IR-1, IR Illuminator Kit for B&W cameras \$24.95
IB-1, Interface Board Kit \$14.95

AM Radio Transmitter



Operates in standard AM broadcast band. Pro version, AM-25, is synthesized for stable, no-drift frequency and is settable for high power output where regulations allow, typical range of 1-2 miles. Entry-level AM-1 is tunable, runs FCC maximum 100 mW, range 1/4 mile. Both accept line-level inputs from tape decks, CD players or mike mixers, run on 12 volts DC. Pro AM-25 includes AC power adapter, matching case and bottom loaded wire antenna. Entry-level AM-1 has an available matching case and knob set that dresses up the unit. Great sound, easy to build - you can be on the air in an evening!

AM-25, Professional AM Transmitter Kit. \$129.95
AM-1, Entry level AM Radio Transmitter Kit. \$29.95
CAM, Matching Case Set for AM-1. \$14.95

Mini Radio Receivers



Imagine the fun of tuning into aircraft a hundred miles away, the local police/fire department, ham operators, or how about Radio Moscow or the BBC in London? Now imagine doing this on a little radio you built yourself - in just an evening! These popular little receivers are the nuts for catching all the action on the local ham, aircraft, standard FM broadcast radio, shortwave or WWV National Time Standard radio bands. Pick the receiver of your choice, each easy to build, sensitive receiver has plenty of crystal clear audio to drive any speaker or earphone. Easy one evening assembly, run on 9 volt battery, all have squelch except for shortwave and FM broadcast receiver which has subcarrier output for hook-up to our SCA adapter. The SCA-1 will tune in commercial-free music and other 'hidden' special services when connected to FM receiver. Add our snazzy matching case and knob set for that smart 'finished look'!

AR-1, Airband 108-136 MHz Kit. \$29.95 FR-6, 6 Meter FM Ham Band Kit \$34.95
HFRC-1, WWV 10 MHz (crystal controlled) Kit \$34.95 FR-10, 10 Meter FM Ham Band Kit \$34.95
FR-1, FM Broadcast Band 88-108 MHz Kit \$24.95 FR-146, 2 Meter FM Ham Band Kit. \$34.95
SR-1, Shortwave 4-11 MHz Band Kit \$29.95 FR-220, 220 MHz FM Ham Band Kit \$34.95
SCA-1 SCA Subcarrier Adapter Kit for FM radio. \$27.95 Matching Case Set (specify for which kit) \$14.95

PIC-Pro Pic Chip Programmer



Easy to use programmer for the PIC16C84, 16F84, 16F83 microcontrollers by Microchip. All software - editor, assembler, run and program - as well as free updates available on Ramsey download site! This is the popular unit designed by Michael Covington and featured in Electronics Now, September 1998. Connects to your parallel port and includes the great looking matching case, knob set and AC power supply. Start programming those really neat microcontrollers now...order your PICPRO today!

PIC-1, PICPRO PIC Chip Programmer Kit \$59.95

Order Toll-free: 800-446-2295

Sorry, no tech info, or order status at 800 number

For Technical Info, Order Status
Call Factory direct: 716-924-4560

RAMSEY ELECTRONICS, INC.
793 Canning Parkway Victor, NY 14564

See our complete catalog and order
on-line with our secure server at:
www.ramseyelectronics.com

1 GHz RF Signal Generator



A super price on a full featured RF signal generator! Covers 100 KHz to 999.99999 MHz in 10 Hz steps. Tons of features; calibrated AM and FM modulation, 90 front panel memories, built-in RS-232 interface, +10 to -130 dBm output and more!

Fast and easy to use, its big bright vacuum fluorescent display can be read from anywhere on the bench and the handy 'smart-knob' has great analog feel and is intelligently enabled when entering or changing parameters in any field - a real time saver! All functions can be continuously varied without the need for a shift or second function key. In short, this is the generator you'll want on your bench, you won't find a harder working RF signal generator - and you'll save almost \$3,000 over competitive units!

RSG-1000B RF Signal Generator \$1995.00

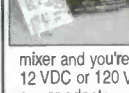
Super Pro FM Stereo Transmitter



Professional synthesized FM Stereo station in easy to use, handsome cabinet. Most radio stations require a whole equipment rack to hold all the features we've packed into the FM-100. Set freq with Up/Down buttons, big LED display. Input low pass filter gives great sound (no more squeals or swishing from cheap CD inputs!) Limiters for max 'punch' in audio - without over mod, LED meters to easily set audio levels, built-in mixer with mike, line level inputs. Churches, drive-ins, schools, colleges find the FM-100 the answer to their transmitting needs, you will too. Great features, great price! Kit includes cabinet, whip antenna, 120 VAC supply. We also offer a high power export version of the FM-100 fully assembled with one watt of RF power, for miles of program coverage. The export version can only be shipped if accompanied by a signed statement that the unit will be exported.

FM-100, Pro FM Stereo Transmitter Kit \$249.95
FM-100WT, Fully Wired High Power FM-100. \$399.95

FM Stereo Radio Transmitters



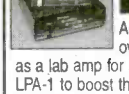
No drift, microprocessor synthesized! Great audio quality, connect to CD player, tape deck or mike mixer and you're on-the-air. Strappable for high or low power! Runs on 12 VDC or 120 VAC. Kit includes snazzy case, whip antenna, 120 VAC power adapter - easy one evening assembly.

FM-25, Synthesized Stereo Transmitter Kit \$129.95

Lower cost alternative to our high performance transmitters. Great value, easily tunable, fun to build. Manual goes into great detail about antennas, range and FCC rules. Handy for sending music thru house and yard, ideal for school projects too - you'll be amazed at the exceptional audio quality! Runs on 9V battery or 5 to 15 VDC. Add matching case and whip antenna set for nice 'pro' look.

FM-10A, Tunable FM Stereo Transmitter Kit. \$34.95
CFM, Matching Case and Antenna Set \$14.95
FMAC, 12 Volt DC Wall Plug Adapter \$9.95

RF Power Booster



Add muscle to your signal, boost power to 1 watt over a freq range of 100 KHz to over 1000 MHz! Use as a lab amp for signal generators, plus many foreign users employ the LPA-1 to boost the power of their FM transmitters, providing radio service through an entire town. Runs on 12 VDC. For a neat finished look, add the nice matching case set. Outdoor unit attaches right at the antenna for best signal - receiving or transmitting, weatherproof, too!

LPA-1, Power Booster Amplifier Kit \$39.95
CLPA, Matching Case Set for LPA-1 Kit \$14.95
LPA-1WT, Fully Wired LPA-1 with Case \$99.95
FMBA-1, Outdoor Mast Mount Version of LPA-1 \$59.95

FM Station Antennas



For maximum performance, a good antenna is needed. Choose our very popular dipole kit or the Comet, a factory made 5/8 wave colinear model with 3.4 dB gain. Both work great with any FM receiver or transmitter.

TM-100, FM Antenna Kit \$39.95
FMA-200, Vertical Antenna \$114.95



ORDERING INFO: Satisfaction Guaranteed. Examine for 10 days, if not pleased, return in original form for refund. Add \$6.95 for shipping, handling and insurance. Orders under \$20, add \$3.00. NY residents add 7% sales tax. Sorry, no CODs. Foreign orders, add 20% for surface mail or use credit card and specify shipping method.

CIRCLE 263 ON FREE INFORMATION CARD

www.americanradiohistory.com

New REWORK STATION from Xytronic


your price leader in quality Soldering and Desoldering Tools

Xytronic 988
\$465.00

TWZ60
 Hot Tweezers
 available for SMD
 chip removal



\$99.95



HAP60
 Hot Air Pencil
 Available for SMD
 chip removal



HAP60

\$79.95

Xytronic 988TP \$599.00

Total Package includes Hot Tweezers and Hot air Pencil

For much more info go to
www.howardelectronics.com/xytronic/988.html
 Free Trials Available On-Line

Letter from a Very Satisfied Customer

When I first unpacked the solder station I was impressed with it's weight and feel. I fired it up and within a few seconds it was preheated and ready to go. I began to solder and loved the feel of the solder pencil. The heat is very adjustable and can be set to suit your needs. I have enjoyed soldering this last week. It's nice to not have the iron get so hot in your hand while soldering. Then it was finally time to desolder. The pump sounds smooth and has good power. At first I had a hard time working with it because of the pump staying on the extra few seconds, but after desoldering a few parts I got used to it. I just had to retrain my technique. Now when I use it I like that I can begin desoldering right away without unclogging it first. After I am done I use the cleaning stick and put it in the rest. So far it's always ready to go the next time I need it. I would attribute that to the pause mode. I have gone long periods of time between uses. I just push the button and within seconds it reheats to selected temperature and I am ready to go. After one week of use I am very impressed. It's a very good unit at a very good price! Thank You,
 Keith Sahs—J & M Electronics—Bellevue, NE

Order On-Line for 5% savings or call us Toll Free at 1-800-394-1984

Visa - M/C - Discover - A/E - COD - Terms to Qualifying Companies
 60 Day Money Back Total Satisfaction Guarantee

HOWARD ELECTRONIC INSTRUMENTS INC
 Your Desoldering Specialists

6222 N. Oliver Kechi, KS 67067
 Toll Free U.S. and Canada
1-800-394-1984

www.howardelectronics.com
sales@howardelectronics.com
 International (316) 744-1993
 or Fax (316) 744-1994

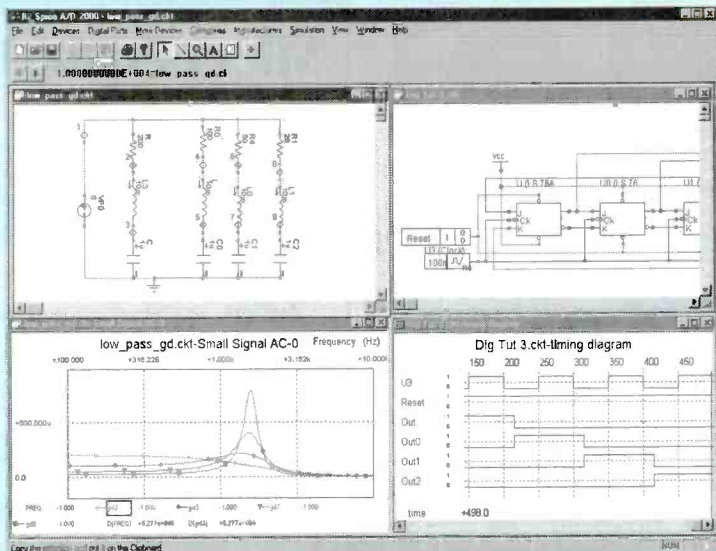
CIRCLE 237 ON FREE INFORMATION CARD

B² Spice A/D 2000

\$299

Mixed-Mode Circuit Design

Competitive Analysis



Characteristics	B ² Spice A/D 2000	EWB Multisim Personal
PRICE	\$299	\$399
DC Operating point	X	X
DC Parameter Sweep	X	X
Temperature Sweep	X	-
Transient	X	X
Fourier	X	X
Parameterized transient	X	-
AC Analysis (freq sweep)	X	X
Parameterized AC Sweep	X	-
Pole Zero	X	-
Transfer function	X	-
DC Sensitivity	X	X
Distortion	X	X
Note:	X	X
DC Op. Pt. Monte Carlo	X	-
DC Sweep Monte Carlo	X	-
AC Monte Carlo	X	-
Transient Monte Carlo	X	-
Interactive, free running digital logic simulation.	X	-

- Build complex circuits in minutes with our intuitive schematic editor.
- Turn any circuit into a functional part with just a few simple clicks.
- Interpret simulation results with customizable graphs.
- Find exactly the part you need from our database of 4500 parts.
- Run an interactive Digital Simulation and view signals in the Timing Diagram

Visit our web site for a free trial.

\$99 Lite Version

Beige Bag Software • www.beigebag.com • 734.332.0487 • info@beigebag.com

CIRCLE 319 ON FREE INFORMATION CARD

2539 W. 237th Street, Bldg. F, Torrance, CA 90505
 Order desk only: USA: (800) 872-8878 CA: (800) 223-9977
 LA & Technical Info: (310) 784-5488 Fax: (310) 784-7590
 www.digitalsys.net/timeline • email: mraa@earthlink.net

TIMELINE INC.

Over 15 years and 32,000 customers and still growing

Minimum Order \$20.00. Minimum shipping and handling charge \$5.00. We accept cashiers checks, MC or VISA. No personal checks or COD's. CA residents add 8.25% sales tax. We are not responsible for typographical errors. All merchandise subject to prior sale. Phone orders welcome. Foreign orders require special handling. Prices subject to change without notice. 20% restocking fee for returned orders.

LIQUID CRYSTAL DISPLAYS

240x64 dot LCD with built-in controller.
 AND 4021ST-EO. Unit is EL backlit. \$49.99 or 2 for \$89.99 or OPTREX DMF5005 (non backlit) \$39.99 or 2 for \$69.99
 20 character x 8 line 7.4L x 2.5H *The built-in controller allows you to do text and graphics.*

240x128 LCD with built-in controller. \$49.99
256x128 LCD with built-in controller. \$49.99

Alphanumeric—parallel interface

16x1.....\$5.00	20x2.....\$7.00	32x2.....\$6.00
16x1 (lg. char.).....\$8.00	20x4.....\$8.00	40x1.....\$6.00
16x2.....\$6.00	20x4 (lg. char.).....\$7.00	40x2.....\$8.00
16x2 (lg. char.).....\$10.00	24x2.....\$7.00	40x4.....\$15.00
16x4.....\$8.00	32x4.....\$8.00	4x2.....\$4.00

5V power required • Built-in CMOS LCD driver & controller • Easy "microprocessor" interface • 98 ASCII character generator • *Certain models are backlit, call for more info.*

Graphics and alphanumeric—serial interface

size	Mfr.	price	size	Mfr.	price
640x480 (backlit)	Epson	\$15.00	320x240	Epson	\$20.00
640x400 (backlit)	Panasonic	\$10.00	256x128	Epson	\$15.00
640x200	Toshiba	\$10.00	240x128 (backlit)	Optrex	\$20.00
480x128 (backlit)	ALPS	\$ 8.00	240x64	Epson	\$15.00
480x128	Hitachi	\$ 6.00	160x128	Optrex	\$15.00

6" VGA LCD 640X480, Sanyo LMDK55-22 \$15.99

9.4 inch color active matrix LCD. Toshiba LTM09C011 \$49.99

9.4 inch monochrome displays. Sharp LM64P70 or LM64P723 \$29.99

MONITORS

Non-Enclosed TTL

Comes with pinout. 12V at 1.4 Amp input • Horizontal frequency 15kHz • Ability to do 40 and 80 column.

5 inch Amber \$19.00 • 7 inch Amber \$19.00

9 inch Amber or Green \$19.00

5" COLOR MONITOR \$29.99

- Flat Faceplate • 320 x 200 Dot Resolution • CGA & Hercules Compatible
- 12 VDC Operation • 15.75 KHz Horiz. Freq. • 60 Hz Vert. Sync. Freq.
- Open Frame Construction • Standard Interface Connector • Degaussing Coil included • Mfr. Samtron

2 for \$49.99

HACKER CORNER

Rockwell "Jupiter" GPS Receiver \$69.99

Miniature (2.75" x 1.5" x .25") 12 channel receiver engine. Supports NMEA 0183 and binary protocols. Supports DGPS input in both protocols. Compatible with active and passive antennas. "Keep-Alive" reduced power capability. Standard 2mm 2xH interface connector. Complete manual and interface documentation available. Compatible with most laptop software using NMEA interface. Suitable for wide range of GPS applications including: Handheld GPS, Automotive / Marine / Aviation Applications, Amateur APRS and Packet.

EMBEDDED 486 COMPUTER \$79.99 2 for \$149.99

Complete enhanced Intel 486SX-33 based computer in ultra small (9-7/8" x 6-5/8" x 3-1/8") case. Ideal for embedded operations or as a second computer. Features include: • One 16 bit ISA slot • 3 serial ports plus dedicated printer port • Parallel optical coupled adapter port • Built in IBM PC/AT keyboard port • On board VGA video and port • Uses standard SIMM up to 32 MB • BIOS is PC/AT compatible

Unit has a backup Ni-Cd battery system in case of power failure (5 min. backup time) and lockable front cover to prevent floppy drive access. Mounting / Interface provisions for standard 3.5" laptop floppy and 2.5 inch hard drives. Comes with very comprehensive manual.

CELL SITE TRANSCEIVER \$29.99 2 for \$49.99

These transceivers were designed for operation in an AMPS (Advanced Mobile Phone Service) cell site. The 20 MHz bandwidth of the transceiver allows it to operate on all 866 channels allocated. The transmit channels are 870,030-889,980 MHz with the receive channels 45 MHz below those frequencies. A digital synthesizer is utilized to generate the selected frequency. Each unit contains two independent receivers to demodulate voice and data with a Receive Signal Strength Indicator (RSSI) circuit to select the one with the best signal strength. The transmitter provides a 1.5 watt modulated signal to drive an external power amplifier; channel selection is accomplished with a 10 bit binary input via a connector on the back panel. Other interface requirements for operation are 26 VDC (unregulated) and an 18,990 MHz reference frequency for the digital synthesizer. The units contain independent boards for receivers, exciter, synthesizer, tunable front end, and interface assembly (which includes power supplies and voltage-controlled oscillator). Service manual, schematics and circuit descriptions included.

Portable Micro Terminal \$99.99 or 2 for \$149.99

• Flip up LCD display (9-1/2 VDC) • Can communicate with any computer having RS 232 port • Can communicate with another Microterminal • Use by itself as electronic notebook • Onboard microprocessor, data RAM (32K) and Video RAM (64K) • Complex built in diagnostics and set up capabilities • Original intention for POS applications • Display size 40 x 16 (256 x 128 pixels) • Dimensions: 6.3" W, 11" L, 2" H. (With LCD up height is 7.1").

POS & BAR CODE

MAGNETIC CARD READER \$15.99

Includes: • 20 character dot matrix display with full alpha-numeric capability • keypad with full alpha-numeric entry • separate 7.5 VDC/0.5 Amp power supply • standard telephone interface extension cord • lithium battery and flat-cone speaker.

HP bar code reader (HBCS 2300) \$19.00

CIRCLE 242 ON FREE INFORMATION CARD

VISION ELECTRONICS

BEFORE



AFTER



- ★ No Rolls/Jitters/Flickers/Fading
- ★ Works on all TVs, VCR's, Beta, & Cable
- ★ Gold Video Connectors & Cables Included
- ★ 1 Year Warranty
- ★ Money-Back Guarantee

FREE CATALOG!




COPY RENTAL TAPES WITH OUR VIDEO STABILIZER

1-800-562-2252

2609 S. 156th Circle • Omaha, NE 68130
www.modernelectronics.com

World's Smallest 68HC11 Microcontroller Module!

MicroStamp 1™



- telemetry
- microrobotics
- smart toys
- animatronics
- model railroading
- home automation

NEW

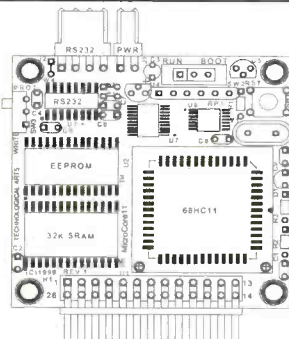
Windows-based development software included free!

- tiny, light-weight (0.5 oz.) 1-inch x 1.4-inch 68HC11 module
- 5V regulator, 8MHz crystal
- choice of 8K or 32K EEPROM
- optional 32K RAM (32K EEPROM version)
- plugs into your breadboard like a DIP
- SCI, SPI, OCs, ICs, timers, & more
- all 14 I/O lines and 2 interrupts brought out to versatile 20-pin connector
- program in BASIC, assembler, or C
- easy code-loading with Docking Module
- Starter Packages: *
 - 8K EEPROM (#MS11SP8K).....\$49
 - 32K EEPROM (#MS11SP32K).....\$72
 - 32K EE+32K RAM (#MS11SP64K)...\$90

* includes MicroStamp11, manual, PC software (free-ware assembler, SBASIC compiler, Smartload11 utility, and sample programs), serial cable, Docking Module, accessories.

Optional ImageCraft 68HC11 C cross-compiler for W3.11/9x available (# ICC11WIN)..... \$153

MicroCore-1™



- tiny 2-inch x 2-inch 68HC11 module
- 12 inputs/outputs plus 8 analog inputs
- RS232, 5V regulator, 8MHz crystal
- 32K SRAM plus 8K or 32K EEPROM
- plugs into your breadboard like a DIP
- easy program loading from any PC
- motor driver & accessories available
- ideal for MicroMouse robot competitions
- 8K Starter Package #MC11SP8K.....\$68
- 32K Starter Package #MC11SP32K.....\$93
- Motor driver boards, LCD/keypad/keyboard interface & prototyping cards available

Technological Arts

Many other modules & accessories available. Visit our website at:
www.technologicalarts.com
 sales@technologicalarts.com
TOLL-FREE: 1-877-963-8996
 Phone: (416) 963-8996
 Fax: (416) 963-9179
 Visa • MasterCard • Discover • Amex



Best for HIGH PERFORMANCE fieldwork



One size fits all!

\$333

COMPLETE KIT

One Pocket Sized Tool Does It All

A universal multi-programmer combining performance, flexibility and room for expansion. Optimal for use in the field. Small enough to fit in your pocket, it will output to a wide array of devices.

Fast, Versatile Field Programmer

Programs 8-bit and 16-bit EPROMs, EEPROMs, Zero Power RAM's, Flash, Serial EPROMs / GAL, PALCE, ATF/87xxx, 89xxx, PIC12/16/17Cxx / All DIL devices without adapter / Lightning fast parallel data transfer (e.g. 27C512 read/compare 2 sec!)

With Expanding Output Capability

Independent power supply with rechargeable battery / Uses PC printer port / Hex, JEDEC, and binary file formats / Hex & fuse-map buffer editor / Split & shuffle for 8-bit, 16-bit and 32-bit targets / Runs under Win3.1, 95, 98, NT / *Remote Control* by DDE scripts / Designed for the future with flexible pin driver technology / new devices added every month / Device list, demo software and lifetime free updates from our website.

GALEP III/cable, batt. and recharger \$333.00
 PLCC adapt. / 8-bit EPROMs / 16-bit EPROMs /GALS each \$149.00

GALEP-III

Pocket Multiprogrammer

CONITEC DATASYSTEMS - 1951 4th Avenue, Suite 301 - San Diego, CA 92101 - Tel: 619-702-4420

EZ-EP DEVICE PROGRAMMER - \$169.95

Check Web!! -- www.m2l.com

Fast - Programs 27C010 in 23 seconds

Portable - Connects to PC Parallel Port

Versatile - Programs 2716-080 plus EE and Flash (28F,29C) to 32 pins


Inexpensive - Best for less than \$200

- Correct implementation of manufacturer algorithms for fast, reliable programming
- Easy to use menu based software has binary editor, read, verify, copy, etc. Free updates via bbs or web page
- Full over current detection on all device power supplies protects against bad chips and reverse insertion.
- Broad support for additional devices using adapters listed below.

Available Adapters

EP-PIC (16C5x,61.62x,71,84)	\$49.95
EP-PIC64 (62-5,72-4)	\$39.95
EP-PIC12 (12C50x)	\$39.95
EP-PIC17 (17C4x)	\$49.95
EP-511(8751 C51)	\$39.95
EP-11E (68HC11 E/A)	\$59.95
EP-11D (68HC711D3)	\$39.95
EP-16 (16bit 40pin EPROMS)	\$49.95
EP-Z8 (Z86E02,3,4,6,7,8)	\$39.95
EP-SEE2 (93x 24x,25x,85x)	\$39.95
EP-750 (87C750, 1, 2)	\$59.95
EP-PEEL (CT22v10, 18v8)	\$59.95
EP-1051 (89C1051, 2051)	\$39.95
EP-PLCC (PLCC EPROMs)	\$49.95
EP-SOIC (SOIC EPROMs)	\$49.95

Many Other Adapters Available



EZ-EP


M²L ELECTRONICS

Los Angeles, California

M²L Electronics

970/259-0555 Fax: 970/259-0777
 250 CR 218 Durango CO 81301
 CO orders add 7% sales tax
<http://www.m2l.com>

Build Your Own Intelligent Robot, We Make It Easy!



Lynxmotion, Inc.
 104 Partridge Road
 Pekin, IL 61554-1403
www.lynxmotion.com


lynxmotion

Tel: 309-382-1816
 Fax: 309-382-1254
sales@lynxmotion.com
tech@lynxmotion.com

Visit our website or ask for free catalog!

"I Got The Career I Wanted And The Pay I Deserve. You Can Too!"

Earn up to \$20/Hour and more as a PC Specialist



Were you passed up for the promotion because someone had the computer skills you didn't? Are you entering the job market again? Or, do you want your business to run more efficiently?

A lot of ambitious people, like you, have been asking these same questions. Foley-Belsaw has the



answer. The Personal Computer Repair Course.

With Foley-Belsaw's Computer Repair Course, you'll get the computer skills to land a better job or start a business of your own. Trained Computer Repair Technicians can

earn \$25 to \$40 an hour and that's just a start. In a business of your own you can charge \$75 to \$125 an hour for many repair jobs.

The Computer Repair Course is complete. You'll learn using basic step by step easy to understand language. Soon you'll be proficient at all types of advanced repair procedures. With your new skills you can earn a good living and start living better - regardless of your previous computer experience. It's just that simple.

Get The Foley-Belsaw Training Advantage

Since 1926, Foley-Belsaw has been helping people build a better future. We provide you the training, technical support and resources to succeed. You set your own study pace and train at home. Our SkillPak lessons teach a variety of computer

operations. You practice as much as you want. There aren't any deadlines and most students complete the course in a few months - at home and in your spare time.

Turn your doubts into dreams. Get the career you want and the pay you deserve. Call or send for your free opportunity kit for the Computer Repair Course or in the electronics field that interests you. Opportunities await you. The information is free and there is no obligation.

Fill in and mail coupon below or Call Toll-Free 1-800-487-2100 Ext. A0176 to receive full information and details free by return mail. DO IT TODAY!

1. Computer Repair, Maintenance & Upgrade: (NEW) Service the information superhighway as a skilled computer technician. The computerization of America can mean big money to you.

2. Computer Programming: Skilled programmers are in demand and technology is the wave of the future. Secure your future. Learn computer languages and programming skills.

3. TV/Satellite Dish: Entertainment is big business. Here's your lucky break. Earn top dollar as a skilled satellite dish technician.

4. Electrician: The opportunities are endless. As a trained commercial or residential electrician your

future is sure to be bright. Earn while you learn in this fast-growing field.

5. VCR/DVD Cleaning, Maintenance & Repair: Learn troubleshooting skills for repairing and servicing VCRs and earn up to \$50 an hour.

6. Networking Specialist: Fast-paced America depends on

efficiency. Networking specialists can earn great money tying personal computers together to make efficient operating systems.

7. PC Specialist: Learn word processing, spreadsheet and database applications.



Foley-Belsaw Institute

6301 Equitable Road • Kansas City, MO 64120

Please Check Only ONE of the Following:

YES! Rush me a free information kit on the Computer Repair Course right away. 321

- VCR/DVD Repair, 320
- Computer Specialist, 325
- Computer Programmer, 323

- TV/Satellite Dish, 322
- Electrician, 326
- Networking Specialist, 324

Name _____
Street _____
City _____ State _____ Zip _____

Or Call Toll-FREE 1-800-487-2100 Ext. A0176

"Even before I finished my course, I got my first raise. Thank you Foley-Belsaw."

John O., Chicago, IL

CIRCLE 318 ON FREE INFORMATION CARD

Callbacks up here can be a matter of life and death.



Technicians at NASA's Space Shuttle Logistics use the **CapAnalyzer 88A** to be sure equipment is in perfect condition before being launched where service calls could be somewhat of a problem. The **CapAnalyzer 88A** is also used by NBC TV, General Motors, Sears Service, Time Warner Communications, Panasonic, Matsushita Industrial, and Pioneer Electronics technicians, as well as thousands of independent TV, computer monitor, VCR and industrial service technicians. They prefer the **CapAnalyzer 88A** because it checks electrolytic capacitors for leakage and ESR in-circuit, accurately.


Check www.eds-inc.com/88users.html for actual users' comments as they compare their own **CapAnalyzer** to the "wizards" and "z-meters" they already own. No unsoldering to check out-of-circuit, no mistaking a

shorted or leaky cap as good, as other "ESR" meters do, no guessing about whether a value is good or bad. With the exclusive three-color comparison chart right on the front panel, auto-discharge, multi-beep alert, and one-handed tweezer test probe, even your grandmother could find defective caps in that problem PWM power supply, TV, computer monitor, VCR, or industrial control board in just seconds. And because it's handheld you can service anything anywhere. It's no wonder that almost 60% of **CapAnalyzer** sales are by referrals, or service managers buying additional units. In fact, our distributors tell us it's the most asked-for-by-name piece of test equipment they sell.

So stop wasting time and come back down to Earth. You can have your own **CapAnalyzer 88A** for only \$179. With our exclusive 60-day satisfaction-or-money-back guarantee, you risk nothing. Prepare to be amazed: your only problem will be running out of work as you take care of all of those "dogs" that you've been sitting on. We're **Electronic Design Specialists**. We make test equipment designed to make you money. Check out www.eds-inc.com for all of the details. Available worldwide, at your distributor now, or call **561-487-6103**. (And thanks to all our customers for making us #1! -Dave)

CIRCLE 210 ON FREE INFORMATION CARD


Learn to Hack!



The Happy Hacker is nothing less than a step-by-step, easy to follow course on computer hacking. In it you'll learn all the ins and outs of hacking like the pros. You'll also learn how to hack safely, without getting busted or fired. This brand new 3rd edition has it all! Everything from breaking in to computers to hacking web sites, forging email - you name it!

432 PAGE PAPERBACK, \$34.95 SHIPPING \$3

The Hacker's Companion CD-ROM is chock full of hacking software and information. It includes everything from phones, cellular and satellite hacking to password crackers, war dialers, sniffers and exploit programs. Even a video of dutch hackers breaking into a classified US military computer. An excellent companion to the Happy Hacker, includes many of the programs discussed there. Brand new for the year 2000!



PC CD-ROM, \$29.95, SHIPPING \$3

Or call or write for **FREE CATALOG** of hard-to-get information about **computer viruses, computer hacking, security and cryptography**!! Check our web site www.ameaglepubs.com for lots more about these books and CD's!


American Eagle Publications, Inc.
P. O. Box 1507, Dept E.
Show Low, AZ 85902
(800)719-4957

CIRCLE 315 ON FREE INFORMATION CARD

KENWOOD Analog Oscilloscopes

Act Now
Save
\$30

Offer expires 12/31/00



PCS-4125 Features:

- High Withstand Voltage to 400V
- Relay attenuator
- Wide bandwidth & fast sweep
- One touch X-Y switching
- VERT mode / FIX triggering

Model

PCS-4125

Description

20MHz, 2ch

Sale - Save \$30!

\$399.00 NOW \$369.00

CALL FOR YOUR FREE CATALOG
800-638-2020

- Digital Multimeters
- Function Generators
- Frequency Counters
- Oscilloscopes
- Power Supplies
- Signal Generators

PRODUCTS INTERNATIONAL  www.prodintl.com

9893 BREWER'S COURT LAUREL, MARYLAND 20723-1990
 PHONE: 800-638-2020 FAX: 800-545-0058
 INT'L PHONE: (240)568-3940 INT'L FAX: (240)568-3948
 E-MAIL: SALES@PRODINTL.COM WEB: WWW.PRODINTL.COM

CREDIT CARD COMPUTER

\$14.20 OEM (1000 pc.) price
EVAL KIT (Qty 1) \$50


Includes:

- serial and parallel
- 256kbit nvmem
- A to D converter
- ISA/PC104 bus
- BASIC and ASSY
- Calendar/Clock

NEW, improved version with ...

PLUG-N-GO™ !!!

COMPLETE! No cables or power supply to buy.



\$95 UNIVERSAL PROGRAMMER



FLASH, EPROM, NVRAM, EEPROM to 8meg (27080). Adapters for micros, PLCC, etc.. Parallel port version for notebooks. FAST and EASY TO USE.

PC SOLID STATE DISK



\$21 OEM (1k), EVAL \$75
FLASH, NVRAM, ROM
256K-16M DIP/PCMCIA

LCD VGA \$27



OEM (1k), eval \$95
640x480 controller
use with PC or SBC

PC WATCHDOG!


NO MORE HANGUPS..
Reboots PC on hardware
or software hangup..
oem \$21, eval \$75



ADC/DAC cards

8/12/16/18bit up to 32 channel for PC or SBC starting at \$14.20 oem

\$27 MINI PC



eval \$95, oem \$27 includes:
DOS, 3 ser, 2 par, rtc, nvmem,
built-in LED display, ISA bus,
Keyboard and LCD interface
COMPLETE!

Not a "core" or "engine". All
utilities and tutorial included.
Use Turbo C, Basic, MASM.
386 version \$42 oem \$195 eval

SINGLE CHIP COMPUTER!

\$1.99 OEM (1K)
EVAL KIT
(1) \$7.00

- Zero External Components
- Built-in BASIC / Assembly
- RS232 Program Download
- 1K flash, 64ee, 3irq, 2timers
- 15 I/O bits, A/D comparator
- 20mips, faster than pic/8051
- 20 pin DIP part #MV1200



NEW! 8K SUPER CHIP

Improved BTERP with 40 times the BASIC program capacity

- 40 pin DIP part #MV8515
- 32 I/O, 12 irq, 3 timers, bus
- 8K flash, 512 ee, 512 nvram
- Watchdog with internal osc.

\$5.40 OEM (1k), Eval Kit \$19.00

WWW.STAR.NET/PEOPLE/~MVS

MVS Box 850
Merr., NH 03054
(508) 792 9507



5yr Limited Warranty
Free Shipping
Mon-Fri 10-6 EST

AMAZING DEVICES

NVEN800EVEN

See and Order from Our "Action" Web Site at www.amazing1.com

Laser Window Bounce Listener

Powerful listening system, yet simple in operation. You shine a laser at a window and intercept the reflected beam with our ultrasensitive filtered optical receiver. Vibrations on the window from internal sounds and voices are now clearly heard. Range can be up to several hundred meters depending on the output power of the laser used.

LWB9 Plans for 3 Laser Window Bounce Systems.....	\$20.00
LWB6K Kit of 100' Complete for Science Project.....	\$129.95
LLR3K Low Cost Optical Receiver Kit.....	\$69.95
LLR30 Ready to Use Above Optical Receiver.....	\$99.95
LLR40 Higher Performance of Above Receiver/ Optics.....	\$199.95
LM650P3 Visible Red 5mw Laser Module to 100'.....	\$29.95
CWL10 10 mw Class IIIB Invisible IR Laser up to 500'.....	\$299.95

LIGHT SABERS Kits, Parts and Accessories

Duplicates effect in the motion picture epic of the century!

Specify blue, gm, pur, red or yel. Moving light appears to evaporate into space. Blades screw into handle for easy replacement.

We stock all size and color blades, mauler adapters, tubes digital drivers, and parts for authentic designs. Wireless interactive sound modules change tone with motion.

SAB15 Assbled with 15' Blade.....	\$49.95	SAB15K Kit.....	\$29.95
SAB24 Assbled with 24' Blade.....	\$79.95	SAB24K Kit.....	\$59.95
SAB36 Assbled with 36' Blade.....	\$149.95	SAB36K Kit.....	\$129.95

TAKE CONTROL Using Electronic Hypnosis



Electronic circuitry places subject under your control! Induces ALPHA relaxed mind states.

HYP2 Plans.....	\$10.00
HYP2K Kit/Plans.....	\$49.95
HYP20 Ready to Use.....	\$69.95
MIND2 Plans for Mind Control.....	\$15.00
MIND2K Kit/Plans.....	\$49.95
MIND20 Ready to Use.....	\$79.95

6 Transmitter Kits

- 1 Super Sensitive Ultra Clear 1 Mile+ Voice Transmitter.
- 2 1 Mile+ Telephone Transmitter.
- 3 Line Powered Phone Transmitter Never Needs Batteries!!
- 4 Tracking/Homing Beacon Beeping Transmitter
- 5 Video/Audio Broadcaster 1 Mi.
- 6 TV/FM Radio Disrupter. Neat Prank! Discretion Required

Includes Hints Using Wireless Devices

COMBOX Above 6 Kits/Plans.....	\$59.95
COMBOP Above 6 Plans Only.....	\$10.00

4 KV HV MODULE for hovercraft, plasma guns, antigravity, pyrotechnics. 12vdc input. MINIMAX4..... \$19.95

Pain Field Pistol

Caution! Do not aim at people!

Blast out rodents with high power ultrasonics.

Handheld and battery operated with all controls.

Rental units available.

PPP1 Plans.....	\$8.00
PPP1K Kit/Plans.....	\$49.95
PPP10 Ready to Use.....	\$79.95



Jacob's Ladder

A 1/2" arc expands to over 3' as it travels up the Jacobs Ladder evaporating in space.

- Adjustable arc control
- Uses safe high frequency
- Safety shock shut down
- Full 20" ladder length
- 110/220 vac 150 watts

JACK3K Kit.....	\$149.95
JACK30 Ready to Use.....	\$249.95



30" Spark Tesla Coil

Create a spectacular display of nature own lightning. Many amazing experiments possible. See coil in action on our web site!!

BTC4 Plans.....	\$20.00
BTC4K kit.....	\$899.95
BTC40 Ready to Use.....	\$1199.95
Smaller Version (8-10" Sparks)	
BTC3 Plans.....	\$15.00
BTC3K Kit.....	\$349.95
BTC30 Ready to Use.....	\$449.95



Hover Board

28 pages of data related to the most revolutionary advance in transportation. Cutting edge R&D HOVER Plans and Data..... \$25.00



Anti Gravity

Float an object using anelectric force field. With handbook. GRA3 Plans/book..... \$20.00. GRA3K Kit Pwr Sup..... \$99.95. GRA30 Assmbld above..... \$149.95



Information Unlimited PO Box 716 Amherst N.H. U.S.A. 03031

1 800 221 1705 Orders/Catalogs Only! Fax 1 603 672 5406 Information 1 603 673 4730 Free Catalog on Request
Pay by MC,VISA,Cash, Check, MO, COD. Add \$5.00 S&H plus \$5.00 if COD. Overseas Contact for Proforma

CIRCLE 225 ON FREE INFORMATION CARD

Rug Warrior Pro™

Rug Warrior Pro™ Mobile Robot Kit

comes complete with all the sensors, electronics, software, and mechanical hardware needed to build an autonomous programmable mobile robot.

\$599.00

Additional Robotics Products

RugBat™

brings sonar range-finding to Rug Warrior Pro.™

\$150.00

RugI/O™


enables the easy addition of extra sensors and actuators to Rug Warrior Pro.™

\$60.00

RugEx™

allows experimenters to add custom designed electronic systems.

\$36.00



Holiday Gift Idea!

A K Peters, Ltd.

Publishers of Science and Technology

63 South Avenue, Natick, MA 01760

(508) 655-9933 Fax: (508) 655-5847

service@akpeters.com www.akpeters.com



CIRCLE 268 ON FREE INFORMATION CARD

PARTS EXPRESS

ELECTRONICS & MORE
www.partsexpress.com

"The Sound Bridge" FM Stereo Wireless Transmitter

The Sound Bridge is a mini FM wireless transmitter that can be used to broadcast stereo sound from any audio source like portable CD players, TVs, electronic games, CD-ROM, even computer soundcards, to your home stereo receiver! Simply plug the unit's audio connector (includes 3.5mm mini stereo plug and standard 1/4" stereo plug) into the headphone or audio output jack of the device you want to broadcast, tune your stereo receiver to 90 MHz (can be adjusted from 89 to 95.5 MHz), and stereo sound is now being broadcast over your sound system with excellent sound quality. Requires two "AAA" batteries, not included. Limited availability.

#249-220 \$14⁹⁵ EACH

201 PanaVise Jr.

This mini vise is an invaluable bench top companion for the home hobbyist. PV Jr. uses the famous PanaVise design that turns, tilts, and rotates for a full range of movement. Ideal for soldering, gluing, and general work. Features jaws that open to 2-7/8", both vertical and horizontal grooves to hold work, and a fine adjustment knob. Net weight: 1-1/4 lbs.

#365-300 \$19⁹⁵ EACH

DMM and LCR Meter

In addition to functions found in regular DMMs, this meter can also measure inductance in 5 ranges (4mH, 40mH, 400mH, 4H, 40H), capacitance in 5 ranges (4nF, 40nF, 400nF, 4uF, 40uF), frequency in 4 ranges (4kHz, 40kHz, 400kHz, 4MHz), TTL logic test, diode test and transistor hFE test. 5 AC/DC ranges up to 1000V (AC750V), 3 AC/DC current ranges up to 10A and 7 resistance ranges up to 4000 M ohms. Includes test leads, battery, spare fuse, and manual. Net weight: 1 lb.

#390-513 \$85⁹⁰ EACH

30W Stereo Amplifier Kit

This small amplifier is constructed around the TDA1521 IC, capable of delivering 2x15W RMS (4 ohm) or 2x10W RMS (8 ohm). The IC is thermally and short circuit protected. THD: .07% (1W/1KHz). Frequency response: 7 to 60,000Hz (-3dB). Requires 2x12 VAC, 2A transformer, our #129-050. Net weight: 1 lb.

#320-212 (Kit) \$29⁹⁵ EACH

#320-213 (Assembled/Tested) ... \$44⁹⁵ EACH


If you haven't received a copy of our current 284 page catalog... have one added to your order or give us a call and we will send one out to you immediately.



Dayton Loudspeaker Co.®

6-1/2" Round Coaxial System

Designed for the home and office, these 6-1/2" round in-walls are ideal for ceiling installations, or for use as rear channel surround speakers.



#300-408 \$69⁹⁵ (1-3 PRS) \$62⁷⁵ (4PRS-UP)

D25 Multimedia Speaker System

Two amplified, magnetically shielded speakers with bass, treble, volume and mute controls. Headphone jack and heavy duty 9V, 1 Amp power supply.



#299-510 Compare To \$29.95 \$9⁹⁵ EACH

Color Video Camera With Audio

- ◆ Single chip 1/3" format camera
- ◆ 310 TV line resolution
- ◆ Built-in audio
- ◆ Focusable lens
- ◆ Automatic gain control
- ◆ Auto white balance
- ◆ Pick-Up device: 1/3" CMOS
- ◆ Light sensitivity: 10 Lux
- ◆ Lens: 4.3mm
- ◆ S/N Ratio: >38dB
- ◆ Power: 8-12VDC, 30mA (9VDC adaptor included)



#335-485 \$99⁹⁵ (1-3) \$95⁵⁰ (4-UP)

5" LCD Monitor With Audio

- ◆ Perfect for any portable or fixed audio/video monitoring application
- ◆ True high resolution display: 224,640 dots
- ◆ Durable plastic housing with tilting display
- ◆ Stereo sound with built-in speakers and headphone jack
- ◆ Over 60% more viewing area than a 4" screen
- ◆ Controls for power, volume, tint, brightness and color
- ◆ Video inversion switch for roof mount applications



#205-060 \$299⁹⁵ EACH

Suggested Resale \$299⁹⁵ EACH

Regularly \$219⁹⁰ EACH

Introductory Price \$199⁹⁵ EACH

LARGEST SELECTION OF SPEAKER DRIVERS IN THE COUNTRY!

Visit Us On The Web At www.partsexpress.com
Or Call Toll Free 1-800-338-0531

725 Pleasant Valley Dr., Springboro, OH 45066-1158 KEY CODE: POM
Phone: 513-743-3000 ♦ FAX: 513-743-1677 ♦ E-Mail: sales@partsexpress.com

CIRCLE 257 ON FREE INFORMATION CARD

www.americanradiohistory.com

TiePieScope HS801

PORTABLE MOST

Reliability

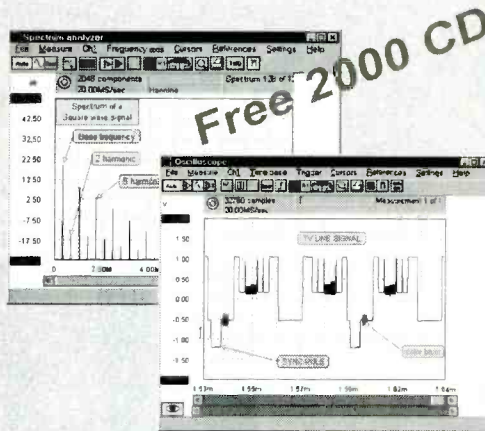


- 50 MHz ARBITRARY WAVEFORM GENERATOR-
- 100 MHz STORAGE OSCILLOSCOPE-
- 50 MHz SPECTRUM ANALYZER-
- 6 DISPLAY MULTIMETER-
- 200 DAYS TRANSIENT RECORDER-

The HS801: the first 100 Mega samples per second measuring instrument that consists of a MOST (Multimeter, Oscilloscope, Spectrum analyzer and Transient recorder) and an AWG (Arbitrary Waveform Generator). This new MOST portable and compact measuring instrument can solve almost every measurement problem. With the integrated AWG you can generate every signal you want.

A user defined toolbar with which over 50 instrument settings quick and easy can be accessed is offered by the versatile software. An intelligent auto setup allows the inexperienced user to perform measurements immediately. Through the use of a setting file, the user has the possibility to save an instrument setup and recall it at a later moment. The setup time of the instrument is hereby reduced to a minimum.

Analyzing signals is done with an 8 bit resolution and a maximum sampling speed of 100 MHz. The input range is 0.1 Volt full scale to 80 Volt full scale. The record length is 32K/256K samples. The AWG has a 10 bit resolution and a sample speed of 25 MHz.



Convince yourself and download the demo software from our web page: www.tiepie.nl. When you have questions and / or remarks, contact us via email: support@tiepie.nl. The HS801 is delivered with a user manual, two probe's, Windows and DOS software.

US dealer:
Feedback Incorporated; Tel 800-526-8783;
 Fax 919-644-6470; www.fbk.com

Outside US:
TiePie engineering, P.O. BOX 290, 8600 AG SNEEK,
 The Netherlands.
 Tel: +31 515 415 416 Fax: +31 515 418 819
 Web: www.tiepie.nl

CIRCLE 217 ON FREE INFORMATION CARD

MEMBRANE SWITCHES



Stock Layouts!

Eliminate tooling costs...

****From 2 to 128 keys****

Optional Stainless Steel Tactile "Clickdomes".

*Industry * Hobbyist
 Production * Prototyping*

Popular tactile types are available as complete *kits*, with bezel, connector & overlay!

4 key DTK-4 kit \$14.67
 12 key DTK-12 kit \$24.43
 many more layouts...

Sil-Walker

(805) 491-0654
 FAX (805) 491-2212
 P.O. Box 3220
 Camarillo, CA 93011-3220

silwkr@vcnet.com
www.vcnet.com/silwkr/

MASTERCARD/VISA

ALARMS - ACCESS CONTROL - SECURITY CAMERAS - RECORDERS - OVER 50 BRANDS TO CHOOSE FROM!




BOARD CAMERAS
\$38



C/CS MOUNT CAMERAS
\$69



WIRELESS
\$89




REAL TIME QUADS
\$145

www.cctvco.com



OUTDOOR BULLETS
\$79



WIRELESS



MINI DOME
\$59



MONITORS

CCTV OUTLET
 INTERNATIONAL DISTRIBUTORS

1-800-323-8746



Check out our full line catalog @:

www.mcmelectronics.com

1-800-543-4330

Tax: 1-800-765-6960

What You Want.....
Today!™

See our website for
unique Holiday gifts



You Must Provide This Source
Code To Receive Discount Pricing:▼

POP82

Prices effective November 7 through December 29, 2000.



Fidek® Center Channel Speaker
Professional Sound System

This attractive center channel speaker features dual 4" long throw woofers with rubber surround, and a 1" silk dome tweeter. • $\frac{3}{8}$ " MDF cabinet •Rosewood vinyl veneer •Black fabric grill assembly •Sold individually •Dimensions: 6.0" (H) x 20.9" (W) x 6.75" (D)

Order # 50-6430 Reg. \$39.95

now only! **\$29.95**



Elenco Radio Controlled Car Kit

Expand your understanding of basic transmitters, receivers and electronic switching theories. Construct each section, explore and troubleshoot the circuitry. Completed car features seven remote functions. Requires four "AA" (#291-030) and one "9 volt" (#291-060) batteries, not included.

Order # 80-4415 Reg. \$31.95

now only! **\$26.50**



DEFENDER SECURITY

Black and White Camera

Ultra compact camera includes wide angle 3.6mm lens and measures only 1 $\frac{1}{2}$ " x 1 $\frac{1}{2}$ ". $\frac{1}{8}$ " CCD image device produces over 430 lines of resolution. Perfect for use with VCRs or any monitor having a composite video input. Requires 12VDC, 100mA.

Order # 82-3890 Reg. \$79.95

now only! **\$70.00**



TENMA®

3200 Count Autoranging Digital Multimeter

•3 $\frac{1}{2}$ digit •Measures AC/DC voltage and current and resistance •33 segment analog bar graph •Auto/manual range selection •Data-hold •Diode test •Overload protection •Current input warning •Meets IEC-1010 safety standards for 600V CAT III and 1000V CAT II •Dimensions: 1.25" (H) x 3" (W) x 6.38" (L)

Order # 72-6542 Reg. \$79.95

now only! **\$59.95**

PRO-LUXE Heavy Duty Stereo Headphones



•Value priced and deliver great sound •40mm diaphragm drive units •Frequency response: 20Hz-20KHz •9' cord •Gold plated 3.5mm stereo phone plug •Gold plated 3.5mm to $\frac{1}{4}$ " adaptor •Display packaged for resale

Order # 35-445 Reg. \$15.95

now only! **\$8.99**



Clarke Heavy-Duty Aluminum Tool Case

Lightweight aluminum case is designed for rough field use. Two inside panels and adjustable compartments easily carry hand tools, small soldering or test equipment. Black finish measures approximately 19" x 14" x 6".

Order # 21-3460 Reg. \$51.50

now only! **\$34.95**

MCM CUSTOM AUDIO



50 Watt Amplified Subwoofer

Great for use with bookshelf or mini speaker systems. •8" poly cone woofer •Low frequency response to 25Hz. •50W RMS/80W peak internal amplifier •12dB/octave variable crossover •Line in/out connections •Speaker level inputs •High-pass satellite outputs •0°/180° phase switch •Automatic power on/off •Dimensions: 13.4" (H) x 9.8" (W) x 13.8" (D)

Order # 50-6361 Reg. \$119.00

now only! **\$79.00**



Elenco Cassette Player Kit

Build this great kit and learn how cassette players work. Includes transparent case, belt clip and headphones. Requires two "AA" batteries (#290-070) not included. Measures 4 $\frac{1}{2}$ " (L) x 3 $\frac{1}{2}$ " (H) x 1 $\frac{1}{4}$ " (D)

Order # 80-1205 Reg. \$22.25

now only! **\$14.95**

SOURCE CODE: POP82

CIRCLE 160 ON FREE INFORMATION CARD

www.americanradiohistory.com

A Premier Farnell Company

December 2000, Poptronics

spyoutlet.com

Countersurveillance - Electronic Devices

Purchase your video cameras from
one of the largest importers in the U.S.

- NEW Waterproof Bullet Cameras • Spy Pinhole Cameras starting at \$79⁰⁰ • Wireless Video
 - Voice Changer • 3 Hour Micro Recorder • Shotgun Mic • Locksmithing • Bug & Phone Tap Detectors
 - Phone Call Register • UV Pens & Powder
 - Realtime Telephone Recording Systems:
12 Hour \$125⁰⁰, 15 Hour \$149⁰⁰
 - GPS Vehicle Tracking System (nationwide)
- And much more

www.spyoutlet.com

Printed Catalog send \$5⁰⁰

SPY OUTLET

2468 Niagara Falls Blvd., Tonawanda NY 14150
(716) 695-8660 fax (716) 695-7380

MAY THE SOURCE BE WITH YOU

Don't let the dark forces of ignorance defeat you. Tap into the source of free or low-cost government publications—the free CONSUMER INFORMATION CATALOG.

Call toll-free 1-888-8 PUEBLO.

Or set your coordinates for our web site:

www.pueblo.gsa.gov

Do You Repair Electronics?

Repair Databases for TV, VCR, Monitor, UL Audio, FCC, and more.

- Over 76,000 records
- Private user forums
- Live on-line chat rooms

RepairWorld.com

Electronics Corp 1 Herald Sq, Fairborn, OH 45324 (937) 878-9878

BUGGED??

EAVERDRAGGING is unbelievably widespread! Electronic Devices with amazing capabilities can be monitoring your telephone and room conversations RIGHT NOW! Are you sure you're safe? FREE CATALOG tells you fast! Includes Free Bonus details on fantastic opportunities now open in Counter-Surveillance field. Exciting, immensely interesting and EXTREMELY profitable (up to \$250/hr) full/part-time income. Call Now! 1-800-732-5000

PC BOARDS

Low Cost, Precision-Made PC Boards
From Your Gerber/NC Drill Files

Put your CAD program to work for you!



- Milling
- Drilling
- Routing

www.pcbmilling.com FAX: (703) 818-0071

SINGERS! REMOVE VOCALS

Unlimited, Low Cost, Instantly Available Background Music from Original Standard Recordings! Does Everything Karaoke does... Better and gives you the Thompson Vocal Eliminator™ Free Brochure & Demo Tape. LT Sound Dept PE 7988 LT Parkway, Lithonia, GA 30058 Internet: http://www.LTSound.com 24 Hour Demo/Info Request Line (770)482-2485 • Ext 49 When You Want Something Better Than Karaoke!

CABLE TV BOXES



(WE'LL BEAT ANY PRICE!)

30 DAY TRIAL* 1YR. WRNTY. *FREE CATALOG QTY. DISCOUNTS * DEALERS WELCOME!


1-800-785-1145

HABLAMOS ESPANOL



PRIVATE CABLE SYSTEMS

The Pocket Programmer Only \$129.95



The portable programmer that uses the printer port of your PC instead of an internal card. Easy to use software that programs Eprom, EEprom, Flash & Dallas Ram. 27(C) / 28(C) / 28F / 29F / 29C & 25XX series from 16K to 8 Megabit with a 32 pin socket. Adapters available for Pic, PLCC, 5-Gang, 874X, 875X MCU's, 40-Pin X 16 & Serial Eprom's, 82/74 Prom's and Eprom Emulator to 32K X 8.

Same Name, Address & Phone # for 16 Years... Isn't it Amazing ?

Intronics, Inc.

Box 13723 / 612 Newton St.
Edwardsville, KS 66113 Add \$5.00 COD
Tel. (913) 422-2094 Add \$4.00 Shipping
Fax (913) 441-1623 Visa / Master Charge

SEE US ON THE WEB:
www.poptronics.com

Low Cost PICmicro Tools

New! PIC-X1
Experimenter/
Lab Board
\$49.95 to \$199.95



EPIC Pocket PICmicro
Programmer - \$59.95

Program PICmicros in BASIC!
PicBasic Compiler - \$99.95
PicBasic Pro Compiler - \$249.95

PICProto Boards make
prototyping with PICmicros
easy - \$8.95 to \$19.95



microEngineering Labs, Inc.

Box 7532 Colorado Springs CO 80933

(719) 520-5323 fax (719) 520-1867

http://www.melabs.com

The Best In Electronics Anywhere In The Galaxy!



Fort 777

HTTP://WWW.FORT777.COM

Complete Intruder Alarm System with PIR

- ◆ PIR motion sensor protects your home or office.
- ◆ Magnetic contacts for doors/windows.
- ◆ 100dB siren.
- ◆ Many features.



WHOLE SET ONLY \$24.95

Solar Panel includes Battery Charger

- ◆ Free energy from the sun. Output 3V, 6V, 9V or 12V.
- ◆ Charge your mobile phone, personal stereo, toys etc.



ONLY \$14.95

Huge Range of Electronic Components

Visit our website and check out our huge range of high quality, fully specified electronic components at very low prices:

- ◆ Resistors from 9¢ per pack of 10.
- ◆ Ceramic Capacitors from 15¢ per pack of 5.
- ◆ Electrolytic Capacitors from 4¢ each.
- ◆ Fuses from 99¢ per pack of 10.
- ◆ Relays e.g. 12V coil, 10A at 125VAC \$1.25.
- ◆ Potentiometers just 59¢ each.

Optical Cable

- ◆ For CD players, DVD etc. Also available with MD-type plug at one end.
- ◆ Both types **ONLY \$3.99**
- ◆ Adapters & optical splitters also available.



Phone Line Cords



- ◆ UL listed.
 - ◆ White or silver-gray.
 - ◆ 6ft, 12ft, 25ft or 50ft.
- 6 ft. **ONLY \$0.49**

SVHS Cords

- ◆ Gold-plated.
- ◆ 6ft or 12ft.

6ft **ONLY \$1.49**
12ft **ONLY \$1.99**



Weatherproof Krypton Lantern



- ◆ Powerful spotlight.
- ◆ Krypton beam.

ONLY \$2.99

Diodes & Rectifiers

- ◆ 1N4001 to 1N4007 25¢/pk 10.
- ◆ 1N914/1N4148 25¢/pk 10.
- ◆ 6A Rectifiers 25¢ each.
- ◆ Bridge Rectifiers 1.5A, 50V to 400V 25¢ each.
- ◆ Zener Diodes 0.5W, 2.7V to 24V 6¢ each.

Suppressor 130VAC 15¢ each

Dynamo and Solar Rechargeable Radio

- ◆ Includes flashlight.
- ◆ Siren.



- ◆ Built-in ni-cad rechargeable batteries.
- ◆ AM/FM radio with high sensitivity.

ONLY \$29.95

Listen to Distant Conversations

Personal sound amplifier has powerful microphone and twin earpiece for comfortable, discreet listening

ONLY \$9.95

* This device is not suitable for persons with hearing difficulties.



Huge Range of Connectors

- ◆ 3/32" Mono Plug Plastic 25¢. Metal 49¢.
- ◆ Stereo Plug Plastic 79¢. Metal 99¢.
- ◆ 1/8" Mono Plug Plastic 35¢. Metal 49¢.
- ◆ Stereo Plug Plastic 49¢. Metal 59¢.
- ◆ 1/4" Mono Plug Plastic 49¢. Metal 75¢.
- ◆ Stereo Plug Plastic 59¢. Metal 89¢.
- ◆ BNC Crimp Plug RG58 or RG59 35¢.
- ◆ BNC Terminator Plug 1/2W 59¢.
- ◆ BNC Plug to RCA Socket Adapter 59¢.
- ◆ RCA Plug to BNC Socket Adapter 69¢.
- ◆ F Plug Twist/Crimp RG6/RG59 19¢.
- ◆ F Plug Gold Crimp 25¢. Twist 29¢.
- ◆ Insulated Crimp Terminals -from 19¢/pk 10.

Huge Range of LEDs at Great Prices.

Items shown here and on the website <http://www.fort777.com> are only available from the website

No minimum order quantity. Prices are valid for one piece/pack. Freight charged extra. *The address below is for returns and servicing:

FORT777.COM NORTH AMERICAN SERVICE AGENTS, FRONTIER ENGINEERING, 628 S. SUNET ST., LONGMONT, CO 80501 * email: sales@fort777.com

CABLE SECRETS!!!

Build your OWN cable box "test" devices!

Why pay \$100.00 or more for a "test" device that someone else made? Make your own! Includes complete source code and plans for the most commonly used cable boxes. *Unlock all of the channels on your box!*

Or start your own lucrative business!

Complete source code \$79.95
Code for individual boxes \$29.95

DSS SECRETS — Vol. 2

Step-by-step instructions on programming your own DSS access card. *Unlock all channels on your own card!* This is the most current information on the market! Includes software, plans, and hardware sources. Book & CD-ROM.

DSS Secrets Vol. 2 \$49.95

VISA • MasterCard • American Express

To order, call Worldwyde @ 1-800-773-6698

33523 Eight Mile Rd. #A3-261 • Livonia, MI 48152

Visit us on the web at www.worldwyde.com

SMART CARDS

Complete system! Program your own smart card applications in easy to use BASIC!



- Security Systems
- Time Cards
- Emulation
- Access Control - Home, Auto
- Robotics Programming
- DATA Security

Tool Kit comes complete with:

- SmartCard Programmer
- Developer Software Package
- User Manual in printed form
- 3 Blank Smart Cards

Complete system for only \$79.95

We accept

VISA • MasterCard • American Express

To Order Call 1-800-773-6698 Worldwyde.Com,

33523 Eight Mile Rd #A3-261, Livonia, MI. 48152

Visit us online <http://www.worldwyde.com>

PIC PROJECTS

Book & CD-ROM

Many PIC Projects for Beginners & Experts!
Includes Software, Documentation, and PCB Layout

- LCDs
- X10 — Home Automation
- Keypads
- Serial Port Interface
- On-Screen Displays
- Robotics
- Data Logging
- Serial-Parallel
- And Many More!

Book & CD Only \$24.95

PIC Programmer

Programs all PIC16C55x/6x/7x/8x/9x, PIC16F8x, and PIC12C devices. Optional ZIF adapters for SOIC & PLCC. Includes all necessary software. Only \$39.95

Buy Both for \$59.95

We accept

VISA • MasterCard • American Express

To order, call Worldwyde @ 1-800-773-6698

21365 Randall Street • Farmington Hills, MI 48336

Visit us on the web at www.worldwyde.com/pic

Consumertronics



P.O. Box 23097

ABQ, NM 87192

505-237-2073 505-321-1034

FREE ONLINE CATALOG

www.tsc-global.com

Hi-Tech Survival: Books, Software,

SPECIAL PROJECTS on Electronics,

Computers, Internet, Phones, Energy,

Security, Financial, Medical, Cars,

Jobs, Physical Survival, Improvised

Hacking, Unexplained Phenomena

In business 25+ years!

Hardcopy Catalog: \$3 US/Canada, else \$7

Teach Yourself Embedded Control with the Most Popular 8-Bit Architecture in the World

- Kits include everything you need: hardware, integrated development environment (IDE), tutorials, software demos, and textbooks
- Developed by university professors
- Used by tech schools, colleges, & universities
- Suitable for self-paced learning
- Industrial grade PC boards
- Several 8051 platforms to choose from
- WIN 95/98/NT IDE, free web updates
- IDE includes 8051 Chip Simulator
- Program in Assembly, BASIC, and C
- Complete industrial and mechatronics demos
- Use course material to build a robot
- Textbooks include hands-on experiments
- 13 years experience in educational systems
- Complete packages starting at \$120

To download software or for more information visit

www.rigelcorp.com

Rigel Corporation, PO Box 90040

Gainesville, FL 32607

Video Scrambler

HIGH PERFORMANCE ENCODE/DECODE SYSTEM

CREATE OR RESTORE SCRAMBLED VIDEO AUTOMATICALLY

MAKES THE PERFECT PORTABLE ENCRYPTION SYSTEM!

OPERATES ON A STANDARD 9 VOLT BATTERY

phone: (219) 233-3053

fax: (219) 239-1566



MODEL VITR

R.C. Distributing • P.O. Box 552 • South Bend, IN 46624

www.redistributing.com

PIC Programmer Kits

Super Value!

\$16.95 +S&H \$4.95

The P16PRO: can program up to 40 pin PICs including the popular 16F84 & 12C508 • Needs software (extra \$20) • Available assembled or starting from \$16.95 for the kit.

See www.electronics123.com for more info!

The PICALL programmer can also program Atmel AVR's in addition to the PICs it can program • Free software • PICALL programmer kit at \$69.95

See www.electronics123.com for more info!

Video Camera module Code:BB001

CMOS Camera Module, Black & White, Size: 0.63"x0.63"x0.59"H.

Low cost, low power and very small! Lens: f4.9, F2.8 FOV 56 deg x 42 deg. EIA 320Hx240V.

Scan: 2:1 interface, 0.6" DIL

Package: 5 pins. Pin 3 is 1V p-p composite video (75 ohm) to standard video monitor. Power Supply, 5V +/- 0.5V. Current 10mA. Needs regulated power supply. *S&H to Canada is \$7.95

\$35.95 +S&H \$4.95

Toll Free: 1-888-549-3749 (USA & Canada)

Tel: (330) 549-3726. Request a FREE catalog or visit us at: www.electronics123.com for more products.

Amazon Electronics, Box 21 Columbiana OH 44408

www.jm-micro.com

PIC In-Circuit Emulator for the PIC16Cxx from \$295

PIC Programmer \$155

80C552 (8051) Development Training System \$235

68HC11 SBC \$120

ROMY-16 EPROM Emulator from \$195

Universal Microprocessor Simulator/Debugger (including Assembler, and Disassembler)

\$100 each CPU

J&M Microtek, Inc.

83 Seaman Rd, W Orange, NJ 07052

Tel: (973) 325-1892 Fax: (973) 736-4567

Monitor Test Equipment

- Sweep rates to 64kHz
- Gray Scale/Color Bars & More
- "AutoScan" (auto rate switching!)
- TV/Stereo/S-Video units
- 6 port "Burn-in" units
- Portable & Bench units
- Video units from \$129.95
- Computer models from \$99.95
- FCC approved units

LOW COST

Patented
*Not a copy machine


CMM 1-800-466-4411, 770-662-5633

WWW.computermonitor.com

Visa-MC-AMX-Discover- On-line ordering

NEW Easy-PC For Windows

Schematic & PCB Layout CAD



- True Windows interface
- True Windows 32 bit application
- Schematic and PCB Design as standard
- Intelligent Cut, Copy and Paste - internal & external
- Multi-level Undo and Redo
- Forward design changes - Schematic to PCB
- Integrated Autoplace
- Integrated Shape based AutoRouter (Optional Extra)
- Shape based copper pour and split power planes
- And now version 4.0 with many new features !!

Call Ohio Automation (740) 596 1023
www.numberone.com

10Hr Phone Recorder \$69

Records both sides of conversation automatically

Telephone Scrambler \$159 ea. or 2 for \$149 ea.

Secure phone conversations with this high tech "rolling code" scrambler. Thousands of codes; Easy connection. Requires one at each end.

Voice Changer Phone \$99

Disguise your voice with this phone. 16 Pitches; Make your voice deeper or higher. Men can sound like a woman. Easy to use.

5 Hr. Phone Recorder Touch-tone decoder \$159

Records both sides of conversation including phone numbers dialed

Phone Information Recorder \$169

Records both sides of conversation along with the number dialed

PC Telephone Recorder \$119

Use your PC to record phone calls. Windows 95, Sound blaster compatible sound card 48k or higher PC required

Phone Tap detector \$159

Protect your phone against phone taps, eaves droppers and RF bugs.

Mini Bug Detector up to 2Ghz \$119

Detects RF "bugs", Video Transmitters and wireless microphones from 5Mhz to 2 GHz. LED Bargraph and Audible alarm

VISA • MC • Money Orders • US & Canada Only

NO CHECKS • NO COD • Add \$6.95 S/H

www.mscelectronics.com

MSC Electronics

PO BOX 461 Jessup, MD 20794

(301) 497-1600

FAX (301) 497-1925



Hack & Crack Bible II

and CD-ROM

Includes all Software, Documentation!

Learn the secrets of:

- Software Serial numbers
- Timed Trial versions
- Learn how the Pro's do it!
- Step-by-Step Guide
- The only "How to guide"



Hack & Crack Gold CD

Get thousands of cracks by the worlds best crackers to crack the protection schemes of thousands of programs Includes tutor at library that is a crackers dream come true!



We accept VISA • MasterCard • American Express

To order, call Worldwyde @ 1-800-773-6698

33523 Eight Mile Rd #A3-261 • Livonia, MI 48152

Visit us on the web at www.worldwyde.com

TOP SECRET !

Hacking • Cracking • Satellite • Cable • Phreaking • Micros
GameBoy I/O • Smart Cards • Emulation • Hardware • Tools

Plus More! Visit us on the web!

Books & CD's:

Hackers Anarchy Cook Book 2000	\$39.95
The Hack & Crack Bible Vol.2	\$39.95
Hackers Gold CD Vol.1	\$29.00
Secrets of Dish Network Vol.1	\$49.95
DSS Secrets Vol.4 Book & CD	\$49.95
Cable Test Devices Source Code & Plans	\$79.00
PSX Secrets w/ MODCHIP Source Code	\$69.95
The Ultimate Phreaking Guide	\$39.95
Emulator Heaven CD	\$49.95
Game Boy I/O - Servos/Relays/Sensors	\$49.95

Hardware:

PIC, Scenix, Atmel Programmer Complete ...	\$99.00
ISO 7816 Smart Card Programmer	\$59.95
Smart Cards (from)	\$ 6.95
Prototyping Boards PIC & Scenix	\$ 9.95

VISA • MasterCard • American Express
To Order Call 1-800-773-6698

Send Money orders to: Worldwyde, Com,
33523 Eight Mile Rd #A3-261, Livonia, MI 48152
Visit us online <http://www.worldwyde.com>



Cable TV Remotes Blow-Out Sale

We carry all models

10pc.	50pc.	100pc.
\$3.75	\$3.50	\$3.25

300pc.	500pc.	1kpc.
\$3.00	\$2.75	\$2.50

Rebellion-3 125ch. Converter

12pc.	50pc.	100pc.
\$50.00	\$48.00	\$46.00

Globaltech 1-(800)-582-5116

View Our On-Line Display Catalog at:

www.globaltechdistributors.com

Press-n-Peel Transfer Film

PC Boards in Minutes

8.5" x 11" Shts.
* Or Photocopy
**Use standard
household iron



1. LaserPrint*
2. Press On**
3. Peel Off
4. Etc.

Use Standard Copper Clad Board
20 Shts \$33/ 40 Shts \$50/ 100 Shts \$100
Visa/MC/PO/CK/MD \$4 S&H/Foreign Add \$7

Techniks Inc.

P.O. Box 463, Ringoes NJ 08551
ph. 908.788.8249 fax 908.788.8837
www.techniks.com

Visit Our E-Store On-Line!

OWN A MACHINE SHOP!

Do it yourself!

No more waiting to have parts or repairs done.

• Easy to use—Free training.
You'll be doing quality work
right away.

• Affordable—Six models
starting at \$995.

• Versatile—Work
metal—and wood
or plastic.

• CNC adaptable



"I can fix most anything. Now I don't
know how I lived without it.
It paid for itself in no time."

Enjoy the freedom
& cost savings of
owning a benchtop
machine shop.

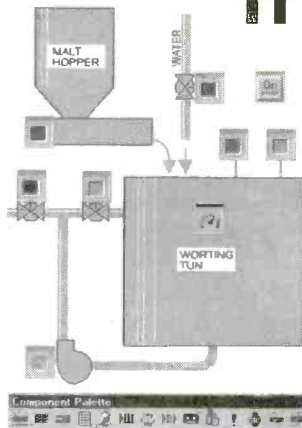
FREE
Info Pak

CALL TODAY!

1-800-345-6342 or write: **Smithy**
Dept. PE001 PO Box 1517
Guaranteed to pay its own way Ann Arbor, MI 48106-1517

Visit us at www.smithy.com

CONTROL IT



Intec Automation Inc.

www.microcommander.com

PIC MICRO TOOLS



Easy Solderless Prototyping!
On board RS-232, In Circuit
Programming. No cable or chip
swapping! Fully Documented,
Starting at Only \$39.95



ISP PRO Programmer
PIC - Scenix - Atmel - I2C - SPI
in Circuit or on board. The only
programmer you'll ever have to
buy! Only \$59.95



Program PIC's in BASIC!
Pic n' Basic Compiler \$39.95
Pic n' Basic PRO Compiler \$149.95
Includes Windows IDE with ISP PRO
programmer software built in FREE!

Combo Deal - Pic n' Basic, ISP PRO, 1802
Solderless Proto Board and PIC16F84 plus
cables and power supply all for only \$179.95

Join our online PIC forums tons
of information and help! Feel

VISA • MasterCard • American Express
To Order Call 1-248-426-8144 Basic Micro
33523 Eight Mile Rd #A3-261, Livonia, MI 48152
Visit us online <http://www.basicmicro.com>

New and Pre-Owned Test Equipment

New Equipment Specials

SIMCHECK IIse PLUS - Module Tester

- * Tests SIMMs/168 pin DIMMs
- * Identifies Module properties
- * Stand alone/portable
- * Built-in Serial Interface

Only \$1,995.00

AVCOM PSA-37D - Spectrum Analyzer

Satellite Downlink - Installation - Maintenance & Service

- Band 1: 10 - 1750 MHz
- Line or Battery Powered
- Band 2: 3.7 - 4.2 GHz
- Built-in DC Block & Power for LNA/LNB's
- Carrying Case Included

Only \$2,395.00

Instek GOS-6103 - Analog Oscilloscope

- 100 MHz Bandwidth
- Time Base Auto-range
- 2 Channel, High Sensitivity
- Includes Two Probes
- Trigger Signal Output
- 2 Year Warranty
- Cursor Readout

Only \$899.00

Leader LF 941 - CATV Signal Level Meter

- ✓ TV/CATV Coverage from 46 - 870 MHz
- ✓ Video/Audio Carrier Measurements

Only \$489.00

Fluke 87 IV - Digital Multimeter

- ✓ Basic DC Accuracy of 0.025% at 50,000 Count
- ✓ True-RMS AC, AC+DC, dBm, & dBV

Only \$319.00

Pre-Owned Oscilloscope Specials

B+K Precision	1466	10 MHz	\$185.00
Tektronix	465	100 MHz	\$599.00
Tektronix	465B	100 MHz	\$729.00
Tektronix	475	200 MHz	\$829.00
Tektronix	475A	250 MHz	\$999.00

- Professionally Refurbished
- Aligned & Calibrated to Original Specifications
- The Industry Standard of Oscilloscopes
- 1 Year Warranty - The Longest Available!!!
- See Website for Complete Specifications

See us on the Web!
www.testequipmentdepot.com

Test Equipment Depot

A FOTRONIC CORPORATION COMPANY

99 Washington St. Melrose, MA 02176

(781) 665-1400 • FAX (781) 665-0780

e-mail: sales@testequipmentdepot.com

We Buy Surplus
 Test Equipment

(1-800-996-3837)

TOLL FREE 1-800-99-METER



CIRCLE 313 ON FREE INFORMATION CARD

Roger's Systems Specialist

OPEN
 SATURDAY
 9am-1pm



OPEN
 Mon.-Fri.
 9am-5:30pm

www.rogerssystems.com

RACKS



- RACK-3B (3 foot, black).. \$99⁰⁰
- RACK-7B (7 foot, black)... \$99⁰⁰
- RACK-7A (7 foot, alum.). \$121⁰⁰

48 PORT PATCH PANEL



\$79⁰⁰

PP-48P-5

48 PORT CAT.5
 PATCH PANEL 568 A&B

BELKIN



\$14⁷⁵

DS-401-1284

4 Computer to
 1 Printer AutoSwitch

Bi-Directional
 Printer Sharing
 IEEE 1284

HINGED BRACKETS



- HB1 (1.75-inch)..... \$12⁰⁰
- HB2 (3.5-inch)..... \$18⁰⁰
- HB3 (5.25-inch)..... \$21⁰⁰

FREE MOUSE



PS/2 or USB
 with any \$20
 and up web order

Toll Free 800-366-0579 - Fax 661-295-8777

CIRCLE 308 ON FREE INFORMATION CARD

www.americanradiohistory.com

SECURETEK

DIRECT FROM MANUFACTURER
"WE WILL BEAT ANY COMPETITORS PRICE"

**WORLD SMALLEST
WIRELESS VIDEO CAMERA**
(BLACK & WHITE OR COLOR)
TRANSMITS VIDEO UP TO 1000FT.

CAMERA SHOWN
ACTUAL SIZE

WE ALSO CARRY:

- COVERT VIDEO CAMERAS
- COUNTER-SURVEILLANCE PRODUCTS
- CUSTOM MADE VIDEO SYSTEMS
- IN HOUSE ENGINEERING DEPT.



RUNS ON 9V BATTERY
FOR UP TO 12 HRS.

**DISTRIBUTOR
PROGRAM
AVAILABLE**

CALL FOR CATALOG:

SECURETEK

7152 S.W. 47TH STREET
MIAMI, FLORIDA 33137

TEL. 305.667.4545

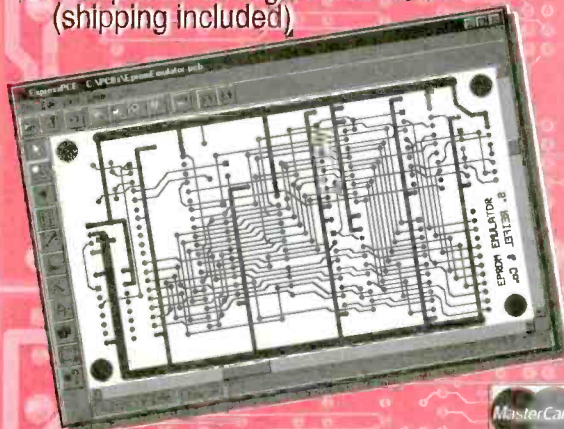
FAX. 305.667.1744

www.securetek.net

\$59 PCBs

And our layout software is **FREE**

- 1 Download our board layout software
- 2 Design a 2-sided circuitboard (2.5" x 3.8")
- 3 Send us your layout over the Internet
- 4 We ship you 3 excellent quality boards with plated-through holes for \$59 (shipping included)



www.expresspcb.com



BY POPULAR DEMAND, Universal Time and Date generator.
Provides camera ID tool Type TG-060, is only about the size of a pack of cigarettes but solves the problem of time stamping and identifying any video signal. Has RCA jacks for video in and out. Operates from 12VDC, AC adapter included. Super simple 3 button operation. Rugged plastic case with Velcro strip for easy placement. Brand New. **SPECIAL...\$49ea. 2 for \$89**

NEW, 2 HOUR UP TO 960 HOUR, TIME LAPSE VIDEO RECORDER

Finally a brand new, 4 head, T/L recorder with all the features at a price you can afford. Features: • Up to 960 hours on a standard T-120 VHS tape. • 12 different modes for record and playback • Audio recording in the 12H and 24H mode. • 30Day memory backup • Easy mode setting. • On- screen menus • Auto-Repeat recording mode • Serial or One-shot recording • Time, Date, speed, and Alarm indicators on screen. These deluxe units are front loading and are 14"W x 3.5"H x 12.2"D, 110VAC powered. **WOW.....\$459ea.**



ULTRA RESOLUTION & HIGH SENSITIVITY, SCIENTIFIC QUALITY CAMERA for demanding applications.

Type GM-6000, offers 410K pixels, 570 Lines resolution, < 0.1 LUX sensitivity. >45db s/N with AGC off. Access to all operating parameters from outside the camera! C or CS mount. Adjustable shutter speed from 1/60 to 1/100000sec, BLC on/off with adjustable area weighting, AGC on/off, gain, auto/off. Auto iris selectable, DC/Video with level control, external/internal sync. 24VAC powered, adapter included. Video out on BNC. Industrial quality metal housing. Just the thing for scientific or low light. Special this month: A Free 12mm C-Mount lens with camera. **SPECIAL, GM6000..\$189ea.**



ABSOLUTE OPTICAL ENCODER, OMRON, E6C-A, 8 bit accuracy, 256 ppr. 12VDC power. 6mm diam. ball bearing shaft. 50mm diameter X 78mm deep. Removed from new equipment. Similar to photo with square mntg. flange. **SPECIAL.....\$49ea.**



INCREMENTAL, OPTICAL ENCODER provides 120 ppr. Motion Control Devices type C-0102. 5VDC powered. TTL compatible output, Chan. A and B, 1/4" diam. x 1"L, ball bearing shaft. Size: 2.75" diam x 1.9" deep Brand new. Photo right. with square mntg. flange. **SPECIAL.....\$29ea.**



NEW, 9" SECURITY MONITORS, Hi-resolution, 700 Line, B&W units. 90 day warranty. BNC video in and loop through. Rugged steel case. Current production model. Limited qty. They will make your video look super! **SPECIAL...\$109.00ea. 2 for \$209.00**

MINI, LINEAR MOTORIZED MOUNT, High quality mini slide offers 2.4" of travel for it's 1" x 1" alum. plate riding on two 0.18" diam steel rods. Motion is via a toothed belt drive from a 1.8" per step, 8 ohm stepper motor. 1 full step ~ about 0.008" of travel. Overall size: 6"L x 3.5"W x 2.5"H. Dual optical end of travel sensors. Alum. construction. **SPECIAL....\$20ea. or 6/\$99**



RESOURCES UN-LTD.

VISA MC, AMEX DISCOVER, COD, ON-LINE


ORDER: 800-410-4070 TECH: 603-644-2499

FAX: 603-644-7815 E-MAIL sales@resunltd.com

300 BEDFORD STREET, MANCHESTER, NH 03101

WOW! THERMAL IMAGER from TEXAS INSTRUMENTS,

The NIGHTSIGHT 100. Detect a human sized image at up to 0.15 mile in complete darkness. It is tough to hide from a thermal imager. You have seen them in action on "COPS". This like new unit provides real time, black & white video output, compatible with any standard monitor or VCR. Unlike "Night Vision" systems which require available added external light, a thermal imager will operate in TOTAL darkness. Ambient lighting such as street lights or bright auto headlights have no blinding affect. Thermal imagers function by detecting the difference between the background ambient temperature & the temperature of the objects being observed. Completely self contained, apply 12VDC and it works. Specifications: Temperature stabilization via internal thermo-electric cooler. FOV 27° H x 18° V, Pwr. required: 12VDC @2Amps max., Video output std. NTSC/Composite, Auto brightness & contrast, Selectable Image polarity, <30 seconds from turn on to operation. Op. temp., -40 to +122°F. Waterproof package is only 8"H x 7.4"W x 8"D. Weight: 6.5 lbs. FANTASTIC!
Regular Price >\$8500, SPECIAL, NS-100.....\$4995ea.



SECURE ON-LINE ORDERING, WWW.RESUNLTD4U.COM


CIRCLE 246 ON FREE INFORMATION CARD

www.americanradiohistory.com

Save up to 90% off list prices!

Don't pay retail!

No matter what you're looking for, you can get it cheaper with this newly updated for 2001 Buyer's Guide: Audio and Video equipment and materials, Electronic products and surplus, Professional



Recording and specialty items, Computers and components, Stereos, CDs, Software, wireless telephone and Communications Equipment and almost anything else you could want.

Here you'll find carefully researched and screened sources that represent the best businesses with the best bargain prices. Plus, you will find unusual companies selling hard-to-find items.

If you're looking for almost anything for yourself, your home or business—chances are you'll find a mail order

or internet

company listed that sells it at huge wholesale discounts. Company listings include complete address, phone, FAX, Email and Website addresses.

Only \$19.95 postpaid



COMMAND PRODUCTIONS

Post Office Box 2824 • Dept. 210
San Francisco, CA 94126
Call toll free: 1-800-932-4268

NEW! All 1300 ACTUAL QUESTIONS! FCC Commercial General Radiotelephone Operator License (GROL) Plus Ship Radar

Complete FCC Element 1, 3 and 8 Question Pools

Become an FCC licensed

ELECTRONIC TECHNICIAN

- 347-page Tests-Answers exam Guide covers everything you need to know to get your FCC Commercial Radiotelephone Operator License with Radar Endorsement.
- Newly revised multiple-choice exams cover all word-by-word questions covered on the actual FCC License exam.
- Revised 17th edition has complete information on every commercial radio license examination and how you can qualify...from the publisher specializing in FCC License training since 1969.
- Unconditional **Money Back Guarantee**.

Only \$18.95 Plus \$4.00 shipping



COMMAND PRODUCTIONS FCC LICENSE TRAINING

Post Office Box 2824 • San Francisco, CA. 94126
Call Toll Free 1-800-932-4268

PIC' n Books

LEARN ABOUT PIC MICROCONTROLLERS



See Table Of Contents: <http://www.sq-1.com>
Secure Online Ordering Is Available

PIC is a trademark of Microchip Technology Inc.

SQUARE 1 ELECTRONICS


Voice (707) 279-8881 Fax (707) 279-8883

<http://www.sq-1.com>

World Passing You By?

Are you interested in Microprocessors & Embedded Control Systems? If not you should be! Look around, just about everything these days has an embedded microprocessor in it. TVs, cars, radios, traffic lights & even toys have embedded computers controlling their actions. The Primer Trainer is the tool that can not only teach you how these devices operate but give you the opportunity to program these types of systems yourself.

Examples & exercises in the Self Instruction manual take you from writing simple programs to controlling motors. Start out in Machine language, then move on to Assembler, & then continue on with optional C, Basic, or Forth Compilers. So don't be left behind; this is information you need to know!



Examples Include:

- Measuring Temperature
- Using a Photocell to Detect Light Levels
- Making a Waveform Generator
- Constructing a Capacitance Meter
- Motor Speed Control Using Back EMF
- Interfacing and Controlling Stepper Motors
- Scanning Keypads and Writing to LCD/LED Displays
- Bus Interfacing an 8255 PPI
- Using the Primer as an EPROM Programmer
- DTMF Autodialer & Remote Controller (New!)

The PRIMER is only \$119.95 in kit form. The PRIMER Assembled & Tested is \$169.95. This trainer can be used stand alone via the keypad and display or connected to a PC with the optional upgrade (\$49.95). The Upgrade includes: an RS232 serial port & cable, 32K of battery backed RAM, & Assembler/Terminal software. Please add \$5.00 for shipping within the U.S. Picture shown with upgrade option and optional heavy-duty keypad (\$29.95) installed. Satisfaction guaranteed.

EMAC, inc.

11 EMAC WAY, CARBONDALE, IL 62901
618-529-4525 Fax 457-0110 BBS 529-5708
World Wide Web: <http://www.emacinc.com>

1985 - 1998
OVER
12
YEARS
OF SERVICE

ELECTRONIX EXPRESS

Visit Our Website At
<http://www.elexp.com>

WELLER SOLDERING STATION - MODEL WLC 100

- Variable power control (5 to 40 watts)
- Replaceable heating element
- Quality light-weight pencil iron

\$3695



LOWEST PRICE 20MHZ

INSTEK[®] OSCILLOSCOPE

MODEL GOS-620
Dual Channel - 20MHZ
(INCLUDES PROBES)

\$29900



INSTEK[®] FUNCTION GEN.

WITH INT/EXT FREQ. COUNTER

3 MHz, Digital Display
MODEL 8216 **\$19900**



ALLIGATOR LEADS

SET OF 10

\$210



SWITCHES

Mini Toggle SPDT 50¢ ea.



SOLDERING IRON 3-WIRE

HIGH PERFORMANCE

\$525

#060501



HIGH QUALITY TOOLS

With Cushion Grips and Return Spring

Needle Nose

Wire

Diagonal

Pliers

Stripper

Cutter

\$295

\$150

\$295

DC POWER SUPPLIES

MODEL HY3003 - DIGITAL DISPLAY

Variable output, 0-30 VDC, 0-3 Amp **\$8900**



MODEL HY3003-3 - TRIPLE OUTPUT

Two 0-30 VDC, 0-3 Amp

variable outputs plus 5V 3A **\$21500**



PAD-234

DIGITAL/ANALOG TRAINER

Complete portable workstation. Variable and fixed power supplies, function generator, digital I/O, rugged design, high impact case.



Assembled

\$15000

Kit

\$11000

RSR TELECOMMUNICATIONS TRAINER

HANDS-ON TELEPHONY, LAN, CATV EXPERIENCE
WITH ONE SELF-CONTAINED UNIT

T-Comm Trainer (TCM-100) \$199.95
Lab Manual / Work Book 26.95
Component and Supplies Kit 37.95
Tool Kit 119.95

Only
\$19995

MODEL TCM-100



SOLDERLESS BREADBOARD

830 tie points. MB102PLT model features 3 binding posts and aluminum backplate.



Part No. 1-9 10+
MB102 5.95 5.00
MB102PLT 8.95 8.00

MOTION DETECTOR

\$2 ea. - 10 For \$15



LM555 10 Min. 22¢ ea.
LM741 10 Min. 27¢ ea.
74LS00 10 Min. 18¢ ea.
7805 Regulator 10 Min. 30¢ ea.
2N3904 10 Min. 6¢ ea.
PN2222 10 Min. 6¢ ea.
Red LED T 1 3/4 10 Min. 6¢ ea.
Green LED T 1 3/4 10 Min. 7¢ ea.
Yellow LED T 1 3/4 10 Min. 8¢ ea.
Photo Cell 10 Min. 65¢ ea.
100K Pot, 1" Shaft PC Mt. 10 Min. ... 15¢ ea.

PRESS-N-PEEL

PC Board Transfer Film
PNP Blue 5 Sheet \$9.90
PNP Wet 5 Sheet 9.90
PNP Blue 20 Sheet 28.95
PNP Wet 20 Sheet 28.95



RESISTOR KIT

1/4 W 5% film. 5 pieces each of 73 values. 365 pieces total.
\$395

FREE CATALOG

MORE
Low-Priced
Items In Our
FREE
256-Page Catalog



TERMS: Min. \$20 + shipping. School Purchase Orders, VISA/ MC, Money Order, Prepaid. NO PERSONAL CHECKS, NO COD. NJ Residents Add 6% Sales Tax.

In NJ: 732-381-8020
FAX: 732-381-1006

365 Blair Road • Avenel, NJ 07001-2293

<http://www.elexp.com>


800-972-2225

email: electron@elexp.com

CIRCLE 205 ON FREE INFORMATION CARD


Start A Career With High Wages, Excellent Benefits and Job Security!!

With UCANDO's extraordinary maintenance training programs you can quickly and easily enter a high paying field as a maintenance technician for a very small investment of time and money.



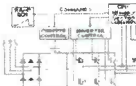
RC-M ONLY \$165 RC-M is a 15 hour training course on relay ladder logic systems. Includes a 5-part video and workbook. Great Value!

PLC-M ONLY \$198 PLC-M is a 32 hour training course on PLC systems. Includes (2) 4-part video's and workbook. This training is valuable.



HYD-M ONLY \$209 HYD-M is a 32 hour course on Fluid Dynamics. Includes (2) 4-part video's and workbook. This Module is a must.

SC-M ONLY \$215 SC-M is a 32 hour training course on AC & DC Servo Controllers. Includes (2) 4-part video's and workbook. Learn everything you need about AC and DC servo Control Systems.



Electronic Training Videos: Basic Electronics, Digital Electronics, TV Repair, LASER and Fiber Optic training videos available at very affordable prices starting at Only **\$39.95** each.

For information or to place an order call:

1-800-678-6113

www.ucando-corp.com

UCANDO VCR Educational Products Corp., Greenville, OH

MEETING TOMORROW'S CHALLENGES TODAY

The men and women in the Navy's Seaman/Airman/Fireman Program are working for America, while learning valuable skills through on-the-job training. They're building solid futures, succeeding in a competitive, high-tech world and advancing as quickly as their abilities and performance allow. Find out more about the Seaman/Airman/Fireman Program, as well as other exciting Navy job opportunities, from your local Navy recruiter. This ad is brought to you as a public service of this newspaper.

Navy. Full Speed Ahead.



SUPPORTS
DEVICES TO
32 MEG

EPROM+

A device programming system

for design, repair and experimentation

◆ EXCEPTIONAL POWER FOR THE PRO

◆ EASY-TO-USE FOR THE NOVICE

◆ INCLUDES STEP-BY-STEP TUTORIAL

Here's what you get: A rugged, portable programming unit including the power pack and printer port cable both of which store inside the case. A real printed user and technical manual which includes schematic diagrams for the programming unit plus diagrams for all technology family adapters. * Comprehensive, easy-to-use software which is specifically designed to run under DOS. Windows 3.1, 95 and 98 on any speed machine. The software has features which let you READ, PROGRAM, COPY and COMPARE plus much more. You have full access to your system's disk including LOADING and SAVING chip data plus automatic processing of INTEL HEX, MOTOROLA S-RECORD and BINARY files. For detailed work the system software provides a full screen buffer editor including a comprehensive bit and byte tool kit with more than 20 functions.

Broad device support: FIRST GENERATION EPROMS (2708, TMS2716*, 25XX) SECOND GENERATION EPROMS (2716-28C080), 40 AND 42 PIN EPROMS* (27C1024-27C160) FLASH EPROMS (28F, 29C, 29EE, 29F), EEPROMS (2816-28C010), NVRAMS (12CX.X2210/12) 8 PIN SERIAL EEPROMS* (24, 25, 85, 93, 95, 80011A) PLUS ER1400/MS8657* AND ER5901 BIPOLAR PROMS* (72S/82S), FPGA CONFIGURATORS (17CXXX) MICROCONTROLLERS* (874X, 875X, 87CSXX, 87C75X, 89C5X) ATMEL MICROS* (8-40) PIN 89CX051, 89SXXX (AVR) 90SXXX PIC MICROS* 8, 18, 28, 40 PIN (12CXXX-16CXXX, 16FXX, 17C) MOTOROLA MICROS* (68705P3/U3/R3, 68HC705, 68HC711)

\$289

REQUIRES SNAP-IN ADAPTER (ORDER FACTORY DIRECT OR BUILD YOURSELF) \$5.00 SHIPPING + \$5.00 C.O.D. 1 YEAR WARRANTY - 30 DAY MONEY BACK GUARANTEE. VISA MASTERCARD* AMEX

ANDROMEDA RESEARCH, P.O. BOX 222, MILFORD, OH 45150
(513) 831-9708 FAX (513) 831-7562 website - www.arlabs.com

Wireless Video - Remote Video - Micro Cameras

Camera/Receiver Package
GFP-5005 \$249.95

- 1-Transmitting Camera • 1-Receiver
- 2-Patch antennas • 2-Power supplies
- 1-RCA Cable • 1-Mounting Bracket

COLOR SYSTEM!



Wireless 2.4GHz Color & B/W Cameras

Our popular pinhole camera now comes with built-in video transmitter. Connects to 9V battery and will operate up to 6 hours!

370 lines of resolution

NAT-9 Color \$289.95
 NAT-5 B/W \$249.95

← WORKS WITH OUR 2.4GHZ RECEIVERS



MB-1250HRP - \$149.95
 Hi Res Pinhole Color Camera

MB-1250P - \$99.95
 Low-Res Pinhole Color Cam

MB-1250HRV - \$199.95
 High-Res Vari-Focal 4-8mm Color Camera


MB-1150CX - \$299.95
 High Res C-Mount Color Camera
 470 TV Lines

MB-750U - \$89.95
 B/W CCD Camera

MB-750P - \$89.95
 Pinhole B/W CCD Camera

MB-750UX - \$119.95
 C-Mount B/W CCD Camera

MB-850UX - \$209.95
 High Res C-Mount B/W Camera
 570 TV Lines
 Auto Iris Capabilities



Wireless Transmitter / Receiver


Transmit Video / Audio from:

- Surveillance Camera
- Digital Video Disc
- Laser Disc Player
- Satellite Receiver
- Wireless Cable
- A/V Receiver
- Camcorder
- Stereo Audio
- CD Player
- Cable TV
- VCR

WR-2400 Wireless Receiver \$129.95

WT-2400 Wireless Transmitter \$129.95

Back of Transmitter & Receiver is Identical.



Bullet Cameras

LP-850W
 B/W Camera
 400 Resolution
 Length: 1.8"
 Diameter: 1.4"
 Built-in infrared illuminators.
 Camera can see in the dark!
 \$169.95

WP-300C
 Color Camera
 400 Resolution
 Length: 2.6"
 Diameter: .785"
 Weatherproof
 \$229.95



Remote Video Server


View Up To Six Live Camera Locations on Your PC!

NETVID-6x6M
 (includes software)

NETVID-6x6M SERVER...WORKS 3 WAYS!

1. Over standard phone line // ISDN / DSL / T1 / LAN
2. Internet using Internet Explorer or Netscape Navigator.
3. PC - LAN/Network. PC remote software allows user to dial directly into NETVID-6x6M Server from any location!

Includes Software & Modem. Cameras are Not Included.



5.6" Monitor

5.6" Color TFT LCD Monitor with Carrying Case

- Rechargeable Battery
- Audio Capabilities
- Handy Carrying Case
- Brightness/Contrast/Color Controls
- Shoulder Strap
- Waist Belt

\$429.95



www.polarisusa.com Free Polaris Video Catalog 800-752-3571
 Polaris Industries 470 Armour Dr. Atlanta GA 30324 • FAX 404-872-1038 Tech: 404-872-0722
 CIRCLE 300 ON FREE INFORMATION CARD

Poptronics, December 2000

START A CAREER IN ELECTRONICS!

Home study course. Learn how to repair, install, and service electronic devices. Free literature: send or call now.
800-223-4542

Name _____
 Age _____ Phone (____) _____
 Address _____
 City/State _____ Zip _____

The School of Electronics, PCDI, Dept. ELP341
 430 Tech. Pky., Norcross, GA 30092 • www.pcdi.com



CABLE BOXES

- WE'LL BEAT ANY PRICE!
- 1 YR WARRANTY
- FREE CATALOG
- 30 DAY MONEY BACK GUARANTEE


WWW.CATVBOXES.COM

1-800-765-4912

3 Axis Motion Control System
 Complete, ready to run
\$ 295.00 + 12.00 S/H

Build or adapt CNC mills, CNC routers, Robots, Etc. Includes: 3 Stepping motors (70 oz/in 200 steps/rev). External board (connects to parallel port of a PC). Power supply. Cables. Manual and the MAXNC drive software, with linear, circular and helical interpolation, acceleration deceleration, full contouring, 'G' code programming, screen plot, code generation from CAD (CAM), and more.

For more information, phone or write to:
MAXNC
 6730 West Chicago
 Suites 2 & 3
 Chandler, AZ 85226
 Ph (480) 940-9414
 Fax (480)940-2384



AVEN

Delivering Performance With Value

e-mail: info@aventools.com • website: www.aventools.com

MICROSCOPES

System 703
Stereo Inspection Microscope
Part #26.703

Price \$270.00

- Adjustable interpupillary distance between 2.5" (55mm) and 3/4" (75mm)
- Slide mount objectives for rapid magnification change
- Provides a long working distance of 6" at 10x magnification
- Built-in illuminator with articulating arm allows infinite positioning
- Weighted stand with 9" arm is fully adjustable
- Magnification 5x, 10x, and 20x
- 5 year limited warranty



System 707
Deluxe Stereo Microscope
Part #26.707

Price \$266.00

- Selectable 20x or 40x magnification
- Bottom transmitted and overhead illuminators
- Rotary turret mounted with posture click stop for easy power change
- Precision rack and pinion focus
- 45 degree inclined eye tubes
- Working distance 3.15" at 20x
- Incandescent (12v/10w) and Halogen (12v/10w) lights




CABLETESTERS

Multi-Network Cable Tester
Part #25.102

Price \$94.50

- Quickly tests by auto scanning
- Suitable for thin ethernet (BNC) /10 Base T, (UTP/STP) /356A /TIA 568A /TIA-568B /token ring
- Use attached remot terminator to test cable before or after the cables are installed. Also allows you to test the ground of shielded twisted pair cable.



Multi-Modular Cable Tester
Part #25.022

Price \$76.82

- Quickly test by auto scanning modular cables USOC4/USOC6/USOC8 terminating with RJ45, RJ12 and RJ11 modular plug
- Comes with remote terminator, allows you to test installed cables.




TOOLKITS



22 PC Aven Personal Computer Tool Kit
Part #15.014

Price \$75.00



22 PC Aven Basic Electronic Tool Kit
Part #15.019


Price \$59.60



73 PC Aven Master Electronic Tool Kit
Part #15.018

Price \$234.69

- Includes super drill set
- Aluminum Case



47 PC Aven Premier Compact Technicians Kit
Part #15.004

Price \$132.83



88 PC Premier Field Service Kit
Part #15.006

Price \$244.90

- Comprehensive assortment of tools for servicing electronics
- Double-sided case



Professional Multimeter
Part #25.015

Price \$35.75



20 PC Precision Screwdriver Set With Interchangeable Blades
Part #13.714

Price \$16.64

- This useful set contains 19 assorted Slotted/Philip/Star/Hex/Ball point/Blades. Special quick release designed, make blade changes quick and easy



Digital Soldering Station
Part #17.510

Price \$132.65

- Ceramic heater unit for quick start
- Temperature adjustment: 160-480 celcius
- Six different tip sizes available as options
- Perfect for most soldering applications including SMD
- ESD Safe



Perfectly Balanced Fluorescent Lighting With A Precision 3 Diopter Magnifier Lens
Part #26.501

Price \$77.90

- 45 inch extension arm
- The shade with handle lets you bring the light where you want
- 3 diopter lens included
- Supplied with 22 watt circline tube
- Color: Ivory
- All metal construction

For your nearest distributor call: #1-800-624-8170
Fax: #1-734-973-0097 • e-mail: info@aventools.com



Visa/Mastercard Accepted

CIRCLE 295 ON FREE INFORMATION CARD

**MODERN
ELECTRONICS**

**CABLE TV
DESCRAMBLERS**



- * **FREE CATALOG!**
- * **BEST DEALER PRICING!**
- * **DISCOUNTED PRICING!**
- * **30 DAY FREE TRIAL!**
- * **100% MONEY BACK GUARANTEE**

**COPY RENTAL TAPES WITH
OUR VIDEO STABILIZER**

1-800-906-6664

2609 S. 156th Circle · Omaha, NE 68130
www.modernelectronics.com



Home Automation



**World's Largest
Source for Home
Automation!**

- Voice Control
- Gadgets & Motorized Devices
- Home Theater
- Phones & Intercoms
- X10 & Lighting Control
- Home Security & Surveillance
- Home Networking & Structured Wiring

and Much More...

800-SMART-HOME
www.smarthome.com

Free 144 pg. Color Catalog!

Dealers/Resellers ask about our
SmartHome PRO Dealer Program 800-949-6255



One tree can make
3,000,000 matches.



One match can burn
3,000,000 trees.

**ROBOTS,
ROBOTS,
ROBOTS...**

ROBOT STORE

MOORE • TRONICS

FEATURING MUSCLE WIRES™

INCLUDE - The World's Biggest collection of Hobby Robot Kits, Books, Parts & More!

**Robot Kits, Programmable Robots,
LEGO Robots, Living Robots,
Home and Office Robots, Muscle
Wires™, Electronics and More!**

**REQUEST OUR FREE
48 PAGE CATALOG
WITH OVER 400 ITEMS!**

**www.RobotStore.com
800-374-5764**

Mondo-tronics Inc.
PMB-N 4286 Redwood Hwy Dept. 166
San Rafael, CA 94903
ph 415-491-4600 fx 415-491-4696

Poptronics SHOPPER

ABC ELECTRONICS 315 7TH AVE N. MPLS. MN. 55401
(612)332-2378 FAX (612)332-8481 E-MAILSURP1@VISI.COM
WE BUY TEST EQUIPMENT AND COMPONENTS.
VISIT US ON THE WEB AT WWW.ABCTEST.COM

HP 51501A 100MHZ DIGITIZING SCOPE	\$1300.00	HP 4935A TRANS. IMPAIRMENT TEST SET	\$900.00
HP 54201D 300MHZ DIGITIZING SCOPE	\$1000.00	HP 5006A SIGNATURE ANALYZER	\$150.00
HP 54201A 300MHZ DIGITIZING SCOPE	\$1000.00	HP 86602B 1MHZ-1300MHZ RF PLUG	\$400.00
HP 54200A 50MHZ SCOPE WAVEFORM ANALYZER	\$700.00	PIP 575 MICROWAVE COUNTER	\$1500.00
HP 3312A 13MHZ FUNCTION GENERATOR	\$250.00	FLUKE 95 50MHZ SCOPEMETER	\$550.00
HP 5370A 100MHZ UTI. COUNTER	\$400.00	LECROY 7200 100MHZ O-SCOPE	\$1000.00
HP 3586C LEVEL METER	\$750.00	TEK 475 200MHZ O-SCOPE	\$500.00
HP 436A POWER METER W/O SENSOR & CABLE	\$500.00	TEK 465 100MHZ O-SCOPE	\$400.00
HP 8550B SWEEP OSCILLATOR MAINFRAME	\$2000.00	TEK 496P 1KHZ-1.8GHZ SPEC. ANALYZER	\$3500.00
HP 3187A 3 DIGIT SYSTEM VOLT METER	\$250.00	TEK 1240 LOGIC ANALYZER	\$750.00
HP 3455A DIGITAL MULTIMETER	\$250.00	TEK TDS320 100MHZ DIGITAL O-SCOPE	\$1400.00
HP 3156A DIGITAL MULTIMETER	\$400.00	TEK 11401A 500MHZ PROG. O-SCOPE FRAME	\$750.00
HP 3336C SYNTHESIZER LEVEL GENERATOR	\$800.00	TEK 7854 400MHZ OSCILLOSCOPE FRAME	\$300.00
HP 3325A SYNTHESIZER FUNCTION GENERATOR	\$1000.00	TEK 7904 400MHZ OSCILLOSCOPE FRAME	\$240.00
HP 5335A 200MHZ COUNTER	\$600.00	TEK 7A26 200MHZ VERTICAL PLUG	\$75.00
HP 8165A PROGRAMMABLE SIGNAL SOURCE	\$1100.00	TEK 7A21 100MHZ VERTICAL PLUG	\$150.00
HP 8558B 181 100K-1500MHZ SPECTRUM ANALYZER	\$1000.00	TEK 7B80 400MHZ TIME BASE	\$75.00
HP 8559B 163 10MHZ-21GHZ SPECTRUM ANALYZER	\$3000.00	TEK 7B92A 500MHZ DUAL TIME BASE	\$125.00
HP 1100A 100MHZ OSCILLATOR UNIT	\$250.00	TEK 7512 SAMPLING PLUG	\$250.00
HP 6031A 60VDC -10A POWER SUPPLY	\$750.00	TEK 7L14 10KHZ-1.8GHZ SPEC. ANALYZER	\$1000.00
HP 6269B 30VDC -50A POWER SUPPLY	\$800.00	TEK AM503 CURRENT PROBE AMPLIFIER	\$250.00
HP 6553A 40VDC-12.5A POWER SUPPLY OPT. I/O	\$1200.00	WAVETEK 145 20MHZ PULSE/FUNCTION GEN.	\$400.00
HP 6632A 20VDC-5A POWER SUPPLY	\$500.00	WAVETEK 182A 4MHZ FUNCTION GEN.	\$150.00
HP 6613A 45VDC-13A POWER SUPPLY OPT. I/O	\$750.00	WAVETEK 955 7.5-12.1GHZ MICROSOURCE	\$1100.00

High Performance Auto Ranging DMM New to our DMM line-up and possibly (probably) the best DMM value anywhere! Freezes reading for easy checking

- Data Hold: Freezes reading for easy checking
Auto Ranging: For easy, precise range settings
Range Hold Control: allows for manual selection of your test range
3-3/4 Digit LCD Display: Reads up to 3260. Easy to read display.
Function Dial: Easy to use to select measurement type or turn unit off.
4 Jack Plug-ins: Safety design with different capacities for different functions.
Diode, Continuity Check Push-Button: For toggling between diode check and continuity check.
Low Battery Indicator: Advises you when it's time to change battery.
Extra Long 44" Test Leads: Helps get to hard to reach places
Screw-On Alligator Clips: Convert one or both probe tips to alligator clips.
Fuse-Protected Circuitry
Built-In Stand: Makes one hand operation easier.
Shock Absorbing Rubber Carrying Case: with convenient probe storage clips and hanging tab. Helps protect the DMM from damage if accidentally dropped.

Measures: DC Volts: up to 1000V AC Volts: up to 750V AMPS: up to 20 Amms (AC & DC) Resistance: up to 30M ohm Continuity Check: with audible signal (signal sounds if resistance is less than 20 ohms. Display reads actual resistance). Frequency: (1KHz to 300KHz) displays both digital and bar graph reading. Transistor hfe Test: Display shows approximate hfe value based on test condition of 10uA base current and Vce of approx. 3V. Temperature Test: Measures from 0° to 1832° F (probe supplied). Diode Test: Tests if diodes are shorted or open Input Impedance: 10Mohm (Vdc/Vac): over 100Mohm on 300 mVdc range

NOW IN STOCK!

ONLY \$299.5

#CSI9903

Specifications Accuracy Vdc: ±1.0% reading +5 digits ±1.5% reading +8 digits Adc: ±1.2% reading +5 digits Aac: ±1.5% reading +5 digits Resistance: ±1.5% reading +5 digits Frequency: ±3.0% reading +5 digits Temperature: ±1.0% reading +6 digits Requires two AAA batteries sold separately.

Removable Hard Drive Rack

For IDE/Ultra DMA Hard Drives We Sold Over 14,000 in 1998!

ONLY \$149.5 any qty.

This product can be used with any 3-1/2 IDE hard drive up to 1" high. It includes an electronic keylock for safe removal and insertion. Made of ABS 707 fireproof plastic. Use this product to protect sensitive hard drive data, take your hard drive between work and home or even set up different users with their own hard drives that they physically insert every time they use a PC. Other models available from C.S.I. include RH10 series and RH20 series, which are interchangeable within the same interface design (IDE or SCSI). Other "hard drive and accessories" for more details and pictures.

Removable Hard Drive Rack with Auto Door And Cooling Fan

ONLY \$189.5 any qty.

- Auto door on the outer frame
ABS material of outer frame. High efficiency cooling fan
Worldwide patent pulling function handle
CE Approved
Coating from bottom cover
For IDE interface
For 1" high 3.5" HDD
Not compatible with our RH10 & RH20 series. Compatible with our RH17-IDE model
Details at www.web-tronics.com

2GHz RF Field Strength Analyzer

ONLY \$1589

CTRL - D to bookmark this site

- Frequency Range: 100KHz to 2.060MHz
Narrow Band FM (NFM), Wide Band FM (WFM), AM and Single Side Band (SSB) Modulated Signals May Be Measured
PLL Tuning System for Precise Frequency Measurement and Tuning
LED Backlight LCD (192x192 dots)
Built-In Frequency Counter
Hand-Held and Battery Operated
All Functions are Menu Selected
RS232C for PC Interface and Printer

#3201

www.web-tronics.com Don't forget the dash Circuit Specialists, Inc. Easy to Navigate Includes a Search Engine That Really Works New Items Added Constantly In Business Since 1971

CCD B&W Board Cameras

- ASIC CCD Area Image Sensor
Extremely Low Power Consumption
0.5 Lux Min Illumination
Built-In Electronic Auto Iris for Auto Light Compensation
VM1030PA-B 30mmx30mmx25mm, Pinhole lens, 12V \$39.00 any qty.
VM1030A 30mmx30mmx25mm, Standard lens, 12V \$39.00 any qty.
VM1035A 42mmx42mmx26mm, Standard lens, 12V with back light compensation \$49.00 any qty.
VMCB21 44mmx38.5mmx28mm, with 6 infra-red LEDs, 12V \$49.00 any qty.
VM1036A 32mmx32mmx25mm, Standard lens, 12V, reverse mirror image feature \$49.00 any qty.

Detailed Specs on the Web

LOWER PRICES

Bullet CCD Cameras B&W and Color

- Smart Rugged Metal Housing
Extremely Low Power Consumption
12 Volt
CCD Area Image Sensor for Long Camera Life
Built-In Electronic Auto Iris for Auto Light Compensation
No Blooming, No Burning
0.1 Min Lux Illumination (B&W), 1 Lux Min Lux Illumination (color)
VMBLT1020 B&W, 21mm(D)x55mm(L) \$49.00 any qty.
VMBLT1020W B&W Weatherproof, 21mm(D)x58.5mm(L) \$79.00 any qty.
VMBLTJC198W COLOR Weatherproof, 17mm(D)x88mm(L) \$139.00 any qty.

Detailed Specs on the Web

LOWER PRICES

COLOR CCD Mini Board Cameras

- Low Power Consumption
1 Lux Illumination
Internal Synchronization
12Volts
400 TV Lines
Built-In Electronic Auto Iris for Auto Light Compensation
VM3010PA 33mmx33mmx18mm, Pinhole lens \$99.00 any qty.
VM3011-A 45mmx40mmx24mm, Standard lens, single board \$89.00 any qty.
VM3010-A 33mmx33mmx32mm, Standard lens \$99.00 any qty.

Detailed Specs on the Web

PRICE REDUCTION

2.4 GHz A/V Sender/Receiver System

- Wireless FM transmission of video (color or B/W) and sound (stereo or mono) up to 150 meters (line of sight)
Directional Antenna Design optimizes performance
Use with remote cameras or any input (satellite TV, cable etc.) where wireless transmission is desired. View on a TV set.
Performance through walls varies depending on construction methods etc.
Each set includes a plug-in power supply for the transmitter & receiver.
7 segment LED displays channel (1-4) on receiver & transmitter.

Now On Sale Order Now

CSIHTR2400 Includes One Transmitter & One Receiver with Power Supplies \$109.00 CSIHTR2400TX Extra Transmitter/Each Receiver will Monitor up to 4 Transmitters \$89.00 See more detailed specifications at www.web-tronics.com in the CCD camera section.

Our Most Sophisticated DMM We Sold Over 700 Last Year!

- with RS-232 Interface & Software, 3-3/4 Digit, 4000 Count, Auto-Ranging with Analog Bargraph
True RMS Mode
0MHz Frequency Counter
Time Mode with Alarm, Clock, and Stop Watch
Dual Display
10 Location Memory
Min, Max, Avg and Relative Mode
Decibel Measurement
Cap and Ind. Measurement
Temperature Mode (C/F)
K Type Temperature Probe Included
Pulse Signal for Logic & Audible Test
Continuity/Diode Test
Logic Test
Auto Power OFF/Keep ON" Mode
Fused 20A Input with Warning Beeper
Back Light
Data Hold/Run Mode
Safety Design UL1244 & VDE-0411
Protective Holster
Silicon Test Leads

NOW ONLY \$129 Reg. \$169

More Details on our Web Site

PROTEK 506

Hot Air SMD Rework Station WOW! ONLY \$489

Similar Systems Cost 100s More!

ONLY \$489



#SR-979

For technicians, service/repair depots and assembly rework. We also stock a selection of nozzles for QFP, SOP & PLCC devices (see our website for selection details). Hot Air temperature variable from 100°C to 400°C (212°F to 754°F) power consumption: 275w max. Auto cooling feature cools system after shut off to extend service life of heating elements and handle. One year limited warranty from C.S.I. Comes with QFP Nozzle (0.68" x 0.68")

O'Scope Offer ONLY \$299

30MHz! ONLY \$299! Industries Best Price! See web for specs



#OSC-1030

- Dual Channel
Dual Trace
Vert Trigger
1 Year C.S.I. Warranty!
Manufactured for CSI by a leading O.E.M. manufacturer. See our website for detailed specifications!

3000 Series Digital R/O Bench Power Supply

←Low Cost Single Output ←3 Amp

AS LOW AS \$89

High stability digital read-out bench power supply featuring constant voltage and current outputs. Short-circuit protection and current limiting protection is provided. Highly accurate LED accuracy and stable line regulation make the 3000 series the perfect choice for lab and educational use.



Line Regulation: 2x10^-4 +1ma LED Accuracy: Voltage ±1% +2 digits Current ±1.5% +2 digits Wave Line Noise: ≤1mvrms Dimensions: 291mm x 158mm x 136mm (CSI3003)

CSI3003: 0-30V/0-3amp Digital R/O Bench PS, 1x10^-4+5mv Load Regulation \$99.00 5/\$89.00

CLASSIFIEDS

BUSINESS OPPORTUNITIES

\$400 WEEKLY ASSEMBLING electronic circuit boards/products from home. For FREE information send SASE: Home Assembly-PT Box 216 New Britain, CT 06050-0216.

EASY WORK! EXCELLENT PAY! Assemble Products At Home. Call Toll Free 1-800-467-5566 Ext. 1190.

BUSINESS FOR SALE. Complete turnkey operation in retail of "pound" and high quality sound, video, and security equipment for all vehicles. On-site design and installation. Award-winning leader in the region. Call 1-800-685-9485.

CABLE TV

CABLE TV Descramblers. One-piece units. Scientific Atlanta, Jerrold, Pioneer, and others. **Lowest Prices Around. Precision Electronics** Houston, TX. Anytime. 1-888-691-4610

PAY TV AND SATELLITE DESCRAMBLING 2001 \$18.95. Hacking Digital Satellite Systems IV \$29.95. Complete PayTV Series CD-ROM (Vol. 1-11) \$59.95. Scrambling News Online includes piracy \$59.95/yr. Everything above \$99.95. **SCRAMBLING NEWS.** 863-646-2564. www.scramblingnews.com

Descramblers, Converters, Activators, Rft's, Ftg's, Bullet Snoopers. All Options Explained, Best Prices, Services, 2 yr. Warranty, Free Catalog. 1-800-854-1674 www.resourceleader.com/aapc

NEW! Jerrold and Pioneer wireless test units \$125 each, also 75DB notch filters \$19.95 each, quantity pricing available please call **KEN ERNY ELECTRONICS** 24-hour order and information hot line 516-389-3536.

ABSOLUTE BEST PRICES ON CABLE TV BOXES! FREE 30 DAY TRIAL! 1 YEAR WARRANTY! FREE CATALOG. 1-888-242-0539 www.allcableboxes.com

ROCK BOTTOM...DEALER...DISCOUNTS!! 125ch. VISION MASTER PLUS. "DECODE'S EVERYTHING PERMANETLY". **TEST CHIPS & ACTIVATORS** 1-888-675-3687 — 201-386-1145.

Cable Notch Filters. \$16.00 each. 100 @ \$7.00 each. Largest supplier. **Interent** www.gofilters.com call 800-684-0527.

CB-SCANNERS

CB Radio Modifications! Frequencies, kits, high-performance accessories, books, plans, repairs, amps, 10-Meter conversions. The best since 1976! Catalog \$3. **CBCI**, Box 1898P, Monterey, CA 93942. www.cbintl.com

COMPUTER SOFTWARE

Hi-Tech informational CD's Computer/Satellite Cable/Phone/Health/Secrets/Way Cool Electronics Projects Music Books <http://www.Hi-Techstuff.com>

MISC. ELECTRONICS FOR SALE

T & M ELECTRONICS. Large variety of electronic parts since 1966. Visit our Web site at www.tandmelectronics.com

PLANS-KITS-SCHEMATICS

ELECTRONIC PROJECT KITS: \$3.00 catalog. 49 McMichael St. Kingston, ON., K7M 1M8. www.qkits.com — **QUALITY KITS**
AM Tube Radio Kits. TRF and Superhets. Visit our website at www.ghostmoon.bigstep.com

SATELLITE EQUIPMENT

FREE Satellite TV Buyer's Guide. Best Products — Lowest Prices — Fastest Service! Dish Network, DirectTV, C/Ku-band, including 4DTV. Parts—Upgrades — Accessories!
SKYVISION - 800-543-3025. International 218-739-5231. www.skyvision.com

SECURITY

DSC SECURITY Systems and surveillance camera equipment. Do it yourself and SAVE. Camera's, Monitors, VCR's, Motion Detectors, Glassbreak Detectors, Control Panel's, Sirens, Contacts, more. www.a1security.com

TEST EQUIPMENT

Browse our Web site and check out the "Monthly Special". **TDL Technology, Inc.** www.zianet.com/tld

Get your copy of the CRYSTAL SET HANDBOOK



Go back to antiquity and build the radios that your grandfather built. Build the "Quaker Oats" type rig, wind coils that work and make it look like the 1920's! Only \$10.95 plus \$4.00 for shipping and handling. **Clagg Inc., PO Box 12162, Hauppauge, NY 11788.** USA Funds ONLY! USA and Canada—no foreign orders. Allow 6-8 weeks for delivery. MA01

THE COLLECTED WORKS OF MOHAMMED ULLYES FIPS

#166—By Hugo Gernsback. Here is a collection of 21 April Fools Articles, reprinted from the pages of the magazines they appeared in, as a 74-page, 8½ × 11-inch book. The stories were written between 1933 and 1964. Some of the devices actually exist today.



Others are just around the corner. All are fun and almost possible. Stories include the Cordless Radio Iron, The Visi-Talkie, Electronic Razor, 30-Day LP Record, Teleyeglasses and even Electronic Brain Servicing. Get your copy today. Ask for book #166 and include \$9.99 (includes shipping and handling) in the US (First Class), Canada and Overseas (surface mail), and order from **CLAGG Inc., P.O. Box 12162, Hauppauge, NY 11788.** Payment in US funds by US bank check or International Money Order. Allow 6-8 weeks for delivery. MA05

TIPS FOR MAIL ORDER PURCHASE

It is impossible for us to verify the claims of advertisers, including but not limited to product availability, credibility, reliability and existence of warranties. The following information is provided as a service for your protection. It is not intended to constitute legal advice and readers are advised to obtain independent advice on how to best protect their own interests based upon their individual circumstances and jurisdictions.

1. **Confirm price and merchandise information** with the seller, including brand, model, color or finish, accessories and rebates included in the price.

2. **Understand the seller's return and/or refund policy**, including the allowable return period, who pays the postage for returned merchandise and whether there is any "restocking" or "return" charge.

3. **Understand the product's warranty.** Is there a manufacturer's warranty, and if so, is it for a U.S. or foreign manufacturer? Note that many manufacturers assert that, even if the product comes with a U.S. manufacturer's warranty, if you purchase from an unauthorized dealer, you are not covered by the manufacturer's warranty. If in doubt, contact the manufacturer directly. In addition to, or instead of the manufacturer's warranty, the seller may offer its own warranty. In either case, what is covered by warranty, how long is the warranty period, where will the product be serviced, is there a charge for service, what do you have to do to obtain service and will the product be repaired or replaced? You may want to receive a copy of the written warranty before placing your order.

4. **Keep a copy of all transactions**, including but not limited to cancelled check, receipt and correspondence. For phone orders, make a note of the order including merchandise ordered, price, order date, expected delivery date and salesperson's name.

5. **If the merchandise is not shipped within the promised time**, or if no time was promised, within 30 days of receipt of the order, you generally have the right to cancel the order and get a refund.

6. **Merchandise substitution** without your express prior consent is generally not allowed.

7. **If you have a problem with your order or the merchandise**, write a letter to the seller with all the pertinent information and keep a copy.

8. **If you are unable to obtain satisfaction from the seller**, contact the consumer protection agency in the seller's state and your local Post Office.

If, after following the guidelines, you experience a problem with a mail order advertiser that you are unable to resolve, please let us know. Write to Advertising Department, Gernsback Publications Inc., 500B Bi-County Blvd. Farmingdale, NY 11735.

Be sure to include copies of all correspondence.

Gernsback Publications, Inc.

275-G Marcus Blvd. Hauppauge NY 11788

POPTRONICS® CLASSIFIED ADVERTISING ORDER FORM

Advertiser Information

Name _____
 Company _____
 Street Address _____
 City/State/Zip _____
 Telephone () _____
 Signature (required on all orders)

Payment Information

Charge my:
 Master Card Visa Discover
 Account No. _____
 Exp. Date _____
 Full payment enclosed. Prepayment discounts offered for multiple insertions (except on credit card orders).
 Payment for first insertion enclose; additional payments will be made prior to closing dates. Prepayment discounts not available.

Do you want any special options? (where available)

- Boldface Type* Add 25% for entire ad Screened Background – Add 30%
 Special Heading – Add \$35.00

The first word of your ad and your name will be printed in boldface caps, at no additional charge.
 For individual boldface words, add .50¢ each.

In what month(s) would you like your ad to run?

- Entire year for publications selected above.
 Jan. Feb. Mar. Apr. May. June July Aug. Sep. Oct. Nov. Dec.

Here's how to calculate the cost of your Regular or Expanded-Ad Classified:

Rate X Numbers of Words + Rate for Boldface + Rate for Screened Background = Cost per Insertion X Number of Months = Cost

Magazine	Rate	x	Number of Words (min. 15)	+ Boldface (add 25%)	+ Screened Background (add 30%)	=	Cost Per Insertion	x	Number of Months	=	Cost		
_____	_____	x	_____	_____	_____	+	_____	=	_____	x	_____	=	_____

Rates:

\$3.50 per word

Minimum 15 Words

Here's how to calculate the total cost of your advertising:

Prepayment Discount:

(Full payment must accompany order, not applicable on credit card orders)

Prepay for 6 insertions in one magazine, 5% 12 insertions in one magazine, 10%

Subtotal _____
 Less Prepayment Discount _____
TOTAL COST \$ _____

Please use a separate piece of paper to write your copy, or for any special instructions you may have.

HAVE A QUESTION? CALL: 1-631-592-6720 ext. 206

Fax signed orders with credit card information to : (631) 592-6723

GPI895

ADVERTISING INDEX

Poptronics does not assume any responsibility for errors that may appear in the index below.

Free Information Number	Page	Free Information Number	Page
- ABC Electronics	.96	- M ² L Electronics	.78
- Abacom	.68	160 MCM Electronics	.85
268 AK Peters	.82	250 Mendelsons	.66
215 All Electronics	.67	296 Merrimack Valley Systems	.81
- Allison Technology	.72	- microEngineering Labs	.86
- Amazon Electronics	.88	- Midwest Laser Products	.65
315 American Eagle Publications	.80	- Modern Electronics	.96
- Andromeda Research	.93	- Mondo-tronics	.96
- Arrow Technologies	.66	220 Mouser Electronics	.66
295 AVEN Tools	.95	- MSC Electronics	.89
311 Berkeley Nucleonics Corp.	.74	170 Newnes	.3
- Big Bang Electronics	.69	- Ohio Automation	.89
319 Beige Bag Software	.77	257 Parts Express	.83
290 C&S Sales, Inc.	.70	- PC Boards	.65
- CCTV Outlet	.84	- Pioneer Hill Software	.66
133 CircuitMaker	.CV2	300 Polaris Industries	.94
233 Circuit Specialists	.97	219 Prairie Digital	.68
- CLAGGK, Inc.	.20, 60	- Print Products Int.	.80
- Cleveland Inst. of Electronics	.37	- RC Distributing Co.	.88
231 Command Productions	.72	263 Ramsey Electronics	.75
232 Command Productions	.92	246 Resources Unlimited	.91
- Computer Monitor Maintenance	.88	- Rigel Corporation	.88
- Conitec Data Systems	.78	- RobotiKits Direct	.74
- Consumertronics	.88	308 Roger's Systems Specialist	.90
- EDE Spy Outlet	.86	- Securetek	.91
210 Electronic Design Specialists	.80	- Scott Edwards Electronics	.65
205 Electronix Express	.93	- Sil Walker	.84
130 Electronic Workbench	.CV4	- Smarthome.com	.96
- EMAC Inc.	.92	- Smithy Company	.89
- Engineering Express	.91	- Square 1 Electronics	.92
318 Foley-Belsaw	.79	- Suburban Electronics	.68
- Fort777.com	.87	- Techniks	.89
- Globaltech Distributors	.89	- Technological Arts	.78
- Grantham College of Eng.	.66	313 Test Equipment Depot	.90
237 Howard Electronics	.76	217 Tie Pie Engineering	.84
225 Information Unlimited	.82	242 Timeline	.77
- Intec Automation	.89	- UCANDO Videos	.93
- Intronics	.86	- Vision Electronics	.78
- Intuitive Circuits, LLC	.65	150 Wavetek	.15
309 IVEX Design	.73	- World Wyde	.88, 89
- J&M Microtek	.88		
- Lynxmotion	.78		

ADVERTISING SALES OFFICES

Gernsback Publications, Inc.
275-G Marcus Blvd.
Hauppauge, NY 11788
Tel. 631-592-6720
Fax: 631-592-6723

Larry Steckler

Publisher (ext. 201)
 e-mail: advertising@gernsback.com

Adria Coren

Vice President (ext. 208)

Ken Coren

Vice-President (ext. 267)

Marie Falcon

Advertising Director (ext. 206)

Adria Coren

Credit Manager (ext. 208)

For Advertising ONLY EAST/SOUTHEAST

Marie Falcon

275-G Marcus Blvd.
 Hauppauge, NY 11788
 Tel. 631-592-6720 x206
 Fax: 631-592-6723
 e-mail: mfalcon@gernsback.com

MIDWEST/Texas/Arkansas/ Oklahoma

Ralph Bergen

One Northfield Plaza, Suite 300
 Northfield, IL 60093-1214
 Tel. 847-559-0555
 Fax: 847-559-0562
 e-mail: bergenrj@aol.com

PACIFIC COAST


Megan Mitchell

9072 Lawton Pine Avenue
 Las Vegas, NV 89129-7044
 Tel. 702-240-0184
 Fax: 702-838-6924
 e-mail: mmitchell@gernsback.com

Subscription/ Customer Service/ Order Entry

Tel. 800-827-0383
 7:30 AM - 8:30 PM CST

www.poptronics.com



JAMECO[®]

ELECTRONICS

1•800•831•4242



Complete On-line Services

- **Flexible Search**
- **Order Tracking**
- **Orders ship same day***
- **Over 5,500 Quality Products Stocked**
- **99.7% Product Availability**
- **30 Day Money Back Guarantee**
- **Flexible Payment Methods**
- **Competitor price match policy****
- **Representantes que hablan Español**

* Applies to orders placed Monday through Friday entered by 6:00pm EST and are subject to credit approval.

** Please supply printed material reference.

www.jameco.com


The world's most popular electronics simulation software just got better! **WHY settle for second best?**

***FREE**

Virtual Lab with Poptronics Circuits

Check out the circuits from recent issues, including this month's! Tweak the circuits and see the instruments respond instantly.

Download the Multisim demo with pre-built Poptronics circuits from www.electronicsworbench.com/poptronics



BEST PRODUCT! BEST PRICE!

Electronics Workbench is recognized around the globe for developing highly advanced, yet easy-to-use electronics software. Over 150,000 users tell us that they have completed projects using Electronics Workbench in less time than it takes to even install other programs.

And now we've just released Version 6.2! If you've never tried electronics simulation, this is your chance - you can now have your very own virtual lab! Work on your own or create circuits together with others across the country - live on the internet. Start with the **FREE** Electronics Workbench/Poptronics demo and then take advantage of this best price ever when you buy. Tried other products? You owe it to yourself to experience what only the market leader can offer - there is no comparison. And if you own earlier versions of Electronics Workbench, call us now for upgrade pricing starting at just \$149!

multisim V6.2

Schematic Capture & Simulation

~~\$399~~ **\$299**

ultiBOARD

Powerful PCB Layout

~~\$399~~ **\$299**

or get **BOTH** products for **\$498**

Limited Time Offer
BEST price ever!

Multisim Highlights

- ▶ Advanced schematic capture
- ▶ Intuitive auto & manual wiring (no toggle)
- ▶ Change circuits while simulating
- ▶ Mixed-mode SPICE analog/digital simulation
- ▶ Built-in symbol and component editor
- ▶ Parts organized into bins (no alpha lists)

Don't settle for a program that has less than:

- ▶ 6,000 parts in component database
- ▶ 9 virtual instruments & 8 powerful analyses
- ▶ Interactive design on the Internet
- ▶ OLE integration with Excel/MathCAD

Ultiboard Highlights

- ▶ Powerful & easy-to-use PCB layout & editing
- ▶ Reroute while move (full rubberbanding)
- ▶ Built-in autorouter
- ▶ Real-time design rule check
- ▶ Automatic net highlighting (selective)
- ▶ Density histograms/placement vectors

Don't settle for a program that has less than:

- ▶ 3,000+ library of footprint shapes
- ▶ Capability for boards of any shape, up to 50"x50"
- ▶ 32 layers support
- ▶ 1 nanometer internal resolution

To order, or to find out why our products are the most popular in the industry, call **1-800-263-5552** or visit www.electronicsworbench.com (**FREE** demo available)



Electronics
WORKBENCH