

CAMERAS, CARDS, AND CD-ROMS

OCTOBER 1998

Popular Electronics®

**PLUS!
LIGHT IT
UP!**

Putting Together Your Own PC —from ATX to ZIP

There is nothing like building your own PC. Get advice to make your journey down that road a little less bumpy

Exploring Transistor Logic


Discover why it is not always necessary to use TTL or CMOS-logic integrated circuits, when discrete-transistor logic circuits can do the job

Gizmo

- Minidisc Minisystems with Internet Audio Capability
- Indoor/Outdoor Speaker System
- Gizmo News

Plus:

- E-Mail for Free!
- A Different Type of PIN
- Radio Repair for Dummies
- QRP DXing and Boatanchors



\$4.99 U.S.
\$5.50 CAN.



A GERNSBACK
PUBLICATION



Better Designs - Faster

With the Personal Design Solution

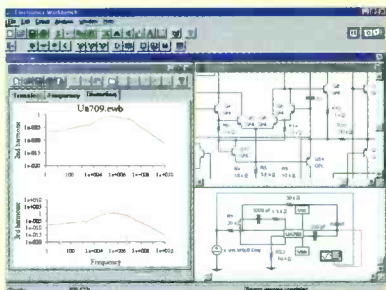
The Design Solution Includes: Electronics Workbench Personal Edition + EWB Layout

Electronics
Workbench[®]
Personal Edition

Electronics
Workbench[®] **Layout**
Personal Edition

Full-featured schematic capture and SPICE 3F circuit simulation!

The world's best selling circuit design software. With analog, digital and mixed A/D SPICE simulation, a full suite of analyses and over 4000 devices. Imports netlists. Seamlessly integrated with EWB Layout or exports to other popular PCB programs. Still the standard for power and ease of use. Still the same effective price.




\$299
Version 5

HIGH-END FEATURES

TRUE MIXED ANALOG/DIGITAL	YES
FULLY INTERACTIVE SIMULATION	YES
PRO SCHEMATIC EDITOR	YES
HIERARCHICAL CIRCUITS	YES
VIRTUAL INSTRUMENTS	YES
ON-SCREEN GRAPHS	YES
ANALOG AND DIGITAL MODELS	OVER 4,000
FREE TECHNICAL SUPPORT	YES
DC OPERATING POINT	YES
AC FREQUENCY	YES
TRANSIENT	YES
FOURIER	YES
NOISE	YES
DISTORTION	YES

Power-packed PCB layout with autorouting and real-time DRC!

EWB Layout is a powerful board layout package for producing high-quality, multi-layer printed circuit boards. Offering tight integration with our schematic capture program, you can incorporate board layout and design and quickly bring well-designed boards to production.



\$299
Version 5

POWER-PACKED FEATURES

AUTOROUTING	YES
REROUTE WHILE MOVE	YES
LAYERS	32 ROUTING LAYERS
BOARD SIZE	50" X 50"
LIBRARY SHAPES	OVER 3,500
BLIND AND BURIED VIAS	YES
EXTENSIVE OUTPUT	YES
SELECTIVE NET HIGHLIGHTING	YES
USER DEFINED PADS	YES
REAL TIME DESIGN RULE CHECK	YES
DENSITY HISTOGRAMS	YES
FREE TECHNICAL SUPPORT	YES

**30-DAY MONEY-BACK
GUARANTEE**

*Join over 85,000 customers
and find out why more circuit designers
buy Electronics Workbench than
any other circuit design tool.*

**CALL FOR INFORMATION
AND PRICING ON OUR
PROFESSIONAL EDITION.**

ELECTRONICS WORKBENCH Personal Edition \$299.00
EWB LAYOUT Personal Edition \$299.00

**BUY
BOTH
AND
SAVE**

PERSONAL DESIGN SOLUTION

~~\$598.00~~
\$548.00

CALL 800-263-5552

For a free demo, visit our website
at <http://www.interactiv.com>

INTERACTIVE IMAGE TECHNOLOGIES LTD., 908 Niagara Falls Boulevard,
#068, North Tonawanda, New York 14120-2060 / Telephone 416-977-5550.

TRADEMARKS ARE PROPERTY OF THEIR RESPECTIVE HOLDERS. OFFER IS IN U.S. DOLLARS AND VALID ONLY
IN THE UNITED STATES AND CANADA. ALL ORDERS SUBJECT TO \$15 SHIPPING AND HANDLING CHARGE.

Fax: 416-977-1818 E-mail: ewb@interactiv.com
CompuServe: 71333,3435 / BBS: 416-977-3540



CIRCLE 26 ON FREE INFORMATION CARD

Popular Electronics®

OCTOBER 1998

Vol. 15, No. 10



A GERNSBACK
PUBLICATION

C O V E R S T O R Y

31 Putting Together Your Own PC— from ATX to ZIP

There is nothing like building your own PC. Here is some advice on determining the selection of each major component in your computer, as well as some of the pros and cons of the many decisions you must make —*Rafael Avila*

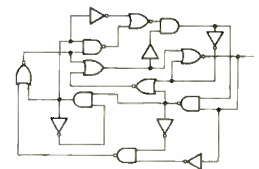


Page 31

F E A T U R E

45 Exploring Transistor Logic

Discover why it is not always necessary to use TTL or CMOS-logic integrated circuits—when discrete-transistor logic circuits can do the job—*Steve Weiss*



Page 45

P R O D U C T R E V I E W S

14 Product Test Report

Samsung DVD905 Digital Versatile Disc Player

21 Gizmo

Sharp MD-X8 Minidisc Minisystem with Internet Audio Capability, RadioShack Optimus PRO-LS3 Indoor/Outdoor Speaker System—plus Gizmo News



Page 21

POPULAR ELECTRONICS (ISSN 1042-170-X) Published monthly by Gernsback Publications, Inc. 500 Bi-County Boulevard, Farmingdale, NY 11735. Periodicals postage paid at Farmingdale, NY and at additional mailing offices. One-year, twelve issues, subscription rate U.S. and possessions \$24.99, Canada \$33.15 [includes G.S.T., Canadian Goods and Services Tax Registration No. R125166280], all other countries \$33.99. Subscription orders payable in U.S. funds only. International Postal Money Order or check drawn on a U.S. bank. U.S. single copy price \$4.99. Copyright 1998 by Gernsback Publications, Inc. All rights reserved. Hands-on Electronics and Gizmo trademarks are registered in U.S. and Canada by Gernsback Publications, Inc. Popular Electronics trademark is registered in U.S. and Canada by Electronics Technology Today, Inc. and is licensed to Gernsback Publications, Inc. Printed in U.S.A.

Postmaster: Please send address changes to Popular Electronics, Subscription Dept., P.O. Box 338, Mount Morris, IL 61054-9932

A stamped self-addressed envelope must accompany all submitted manuscripts and/or artwork or photographs if their return is desired should they be rejected. We disclaim any responsibility for the loss or damage of manuscripts and/or artwork or photographs while in our possession or otherwise.

As a service to readers, Popular Electronics publishes available plans or information relating to newsworthy products, techniques, and scientific and technological developments. Because of possible variances in the quality and condition of materials and workmanship used by readers, Popular Electronics disclaims any responsibility for the safe and proper functioning of reader-built projects based upon or from plans or information published in this magazine.

C O L U M N S

- 12** **Net Watch**
E-Mail for Free!—*Konstantinos Karagiannis*
- 18** **Scanner Scene**
Great Diversion With Triple Conversion—*Marc Saxon*
- 49** **Multimedia Watch**
Cameras, Cards, and CD-ROMs—*Marc Spiwak*
- 52** **Ham Radio**
QRP DXing and Boatanchors—*Joseph J. Carr*
- 54** **Think Tank**
A Different Type of PIN—*Alex Bie*
- 58** **DX Listening**
New New Guinea—*Don Jensen*
- 60** **Antique Radio**
Radio Repair for Dummies—2—*Marc Ellis*
- 62** **Circuit Circus**
Light it Up!—*Charles D. Rakes*
- 67** **Computer Bits**
Microcontrollers VI—*Jeff Holtzman*

D E P A R T M E N T S

- 4** **Editorial**
- 6** **Letters**
- 66** **New Products**
- 69** **Popular Electronics Market Center**
- 94** **Advertising Index**
- 94A** **Free Information Card**

Larry Steckler, EHF, CET,
editor-in-chief and publisher

EDITORIAL DEPARTMENT

Edward Whitman, managing editor
Julian Martin, editorial advisor
Robert Young, technical editor
Evelyn Rose, assistant editor
Teri Scaduto, assistant editor
Debbie Cybula, editorial assistant
Alex Bie, contributing editor
Joseph J. Carr, K4IPV,
 contributing editor
Marc Ellis, contributing editor
Jeffrey K. Holtzman,
 contributing editor
Don Jensen, contributing editor
Konstantinos Karagiannis,
 contributing editor
Charles D. Rakes, contributing editor
Marc Saxon, contributing editor
Marc Spiwak, contributing editor

PRODUCTION DEPARTMENT

Ruby M. Yee, production director
Ken Coren, desktop production director
Melissa Giordano, desktop production
Kathy Campbell, production assistant

ART DEPARTMENT

Andre Duzant, art director
Russell C. Truelson, illustrator

CIRCULATION DEPARTMENT

Theresa Lombardo,
 circulation manager
Gina L. Gallo, circulation assistant

REPRINT DEPARTMENT

Christina M. Estrada, Reprint Bookstore

BUSINESS AND EDITORIAL OFFICES

Gernsback Publications, Inc.
 500 Bi-County Blvd.
 Farmingdale, NY 11735
 516-293-3000
 FAX: 516-293-3115

President: **Larry Steckler**
 Vice-President: **Adria Coren**
 Vice-President: **Ken Coren**

**SUBSCRIPTION
 CUSTOMER SERVICE/
 ORDER ENTRY**

800-827-0383
 7:30 AM - 6:30 PM EST

**Advertising Sales Offices
 listed on page 94**

Composition by Mates Graphics
 Cover by Loewy Design



Since some of the equipment and circuitry described in POPULAR ELECTRONICS may relate to or be covered by U.S. patents, POPULAR ELECTRONICS disclaims any liability for the infringement of such patents by the making, using, or selling of such equipment or circuitry, and suggests that anyone interested in such projects consult a patent attorney.

The U.S. Government always knows exactly what time it is...do you?

New clock from Arcron uses radio signals from the U.S. Atomic Clock in Colorado to display the precise time, within a billionth of a second.

by Jake Prine



These days, timing is everything. Between meetings and appointments, deadlines and conference calls, my schedule requires that I know the time down to the

minute. Even on weekends, I've got Little League games to coach, shows to tape and planes to catch. If I'm late, I'm sunk. The problem is that it's hard to be prompt if my clocks aren't correct. Even digital clocks can be inaccurate. Power outages, dead batteries, time changes...any of these can cause a clock to be inaccurate. The next thing you know, you're strolling into that important conference...an hour late. Now there's no need to worry, because advanced radio technology has produced a clock which gets the time directly from the U.S. Atomic Clock in Fort Collins, Colorado, the standard for time-keeping the world over. The Atomic Clock by Arcron is the most accurate, reliable and convenient timepiece you can buy.

The most accurate clock on Earth. Every morning at 1:00 a.m., this "smart" clock tunes in to the radio time signal emitted by the U.S. Atomic Clock in Colorado and automatically resets itself to the exact hour, minute and second. The U.S. Atomic Clock is accurate to ten billionths of a second per day. Using molecular technology, it measures the vibration rate of atoms—a constant—to calibrate time. This means that the clock deviates less than one second over a one million year period! The Atomic Clock even adjusts automatically for daylight savings time, so you don't have to remember to "spring forward" or "fall back." This clock is the only atomic clock with an internal calibrator that creates "intelligent" adjustments based on the latest signal readings. The desktop model is the only clock that will not lose time with low power or when you change its batteries.



Desktop Alarm Clock

An easy time. The most accurate clock in the world is of no use if it is difficult to operate. The Arcron Atomic Clock is engineered in Germany using the latest scientific technology. It comes in two styles, the wall clock and the executive desktop model. Both are designed to be functional and easy to use.

The desk clock's display features the exact time (in hours, minutes and seconds), month and date, or you can choose to display any two U.S. or world time zones. It features a sleek, European design, and, at only eight ounces, is the perfect travel clock. It also has dual alarms, perfect for couples, and one-touch illumination for nighttime viewing.

The handsome wall clock comes with temperature and humidity gauges. After you install the batteries, watch the hands spin at 20 times their normal rate, until the clock has adjusted



Wall Clock



Wood grain

to the precise time. Both the executive desktop and the wall model come with a one-year manufacturer's limited warranty and Comtrad's risk-free home trial. If you are not completely satisfied, return your purchase within 90 days for a full, "No Questions Asked" refund.

Now Available: "Atomic" Wrist Watch

Take the world's most accurate timepiece wherever you go. This analog watch takes advantage of the same technology as the Atomic Clocks so its internal receiver automatically synchronizes the precision Swiss movement to the exact time. The antenna is hidden inside the casing, making it rugged and comfortable to wear. It is shock- and water-resistant, and features a hardened mineral lens and an elegant leather strap. Now, for an affordable price, you can own a watch that's more precise than the most expensive watch in the world.



- Atomic Wall Clock \$99 S&H
- Atomic Wall Clock (wood grain) . . . \$99 S&H
- Atomic Desktop Alarm Clock \$99 S&H
- Atomic Wrist Watch \$199 S&H

Please specify black or white face when ordering. Please mention promotional code 2769-13599.

For fastest service, call toll-free 24 hours a day
800-992-2966

To order by mail, send check or money order for the total amount including S&H. To charge it to your credit card, enclose your account number and expiration date.

Virginia residents only—please add 4.5% sales tax.

comtrad industries
2820 Waterford Lake Dr., Suite 102
Midlothian, Virginia 23113

Every morning at 1:00 a.m., this "smart" clock tunes in to the radio time signal emitted by the U.S. Atomic Clock in Colorado and automatically resets itself to the exact hour, minute and second. The U.S. Atomic Clock is accurate to ten billionths of a second per day.

to the precise time. Both the executive desktop and the wall model have an internal antenna for superior reception sensitivity, without unattractive wires.

The time to buy is now! Act now and you can own the world's most precise timepiece. Both the executive

Accredited B.S. Degree in Computers or Electronics

by studying at Home

Grantham College of Engineering
offers 3 distance education programs:

- B.S.E.T. emphasis in Electronics
- B.S.E.T. emphasis in Computers
- B.S. in Computer Science

NEW!
-Electronics Workbench Professional 5.0
included in our B.S.E.T. curriculums
-Approved by more than 200 Companies,
VA and Dantes, (tuition assistance avail.)

For your free catalog of our programs dial

1-800-955-2527

<http://www.grantham.edu>

GCE

Your first step
to help yourself
better your future!



Grantham College of Engineering
34641 Grantham College Road
Slidell, LA 70460-6815

EDITORIAL

The Appliance Operator

In this month's issue, our cover story deals with putting together your own PC—at least the first part—the pros and cons of the selection of the necessary components. But you might ask, so why bother? The cost savings are not as great as they used to be. I can go down to my local computer store, or mail-order house, and pick up the whole computer system without knowing a blessed thing about motherboards, CPUs, DIMMs, SIMMs, expansion slots, and RAM. Nevertheless, the most compelling reason to put together your own system from scratch is that it will give you an education that only such a hands-on experience can provide. You can do upgrades, modifications, and repairs much more easily, and that's where the big savings come in.



Years ago, when I finally upgraded my CW-novice ham-radio equipment, the choice of many was to build equipment from a kit. Enter the era of *Heathkit*, *Johnson*, *Eico*, and countless other domestic kit manufacturers that, most unfortunately, have since gone out of business (it's a shame). The *Heathkit* SB301 and SB401 receiver and transmitter I finally built was my pride and joy. It took me months to put them together, but they were built to exacting standards with such pride and workmanship, unmatched by mass-produced standards. Fortunately I was not the type who expressed the "I want it now" attitude, so prevalent with today's youngsters—and I did not mind the time I spent reading the manual, rereading the manual, and only then soldering the wires. In fact, many of the DX hams I later worked (especially in the "Iron Curtain" countries), used "homebrew" equipment, which is at least an order of magnitude harder to put together than a kit. These dedicated radio amateurs had to scrounge up the parts, punch the chassis, and determine their own wire harnesses—all without the aid of the superb *Heathkit* manuals and pictorials.

Money-wise, by building my *Heathkit* equipment I probably saved about 25% over similar equipment with comparable features from other manufacturers, which came wired, tested and ready-to-go. Nevertheless the "real ham" looked down upon the "appliance-operator" ham, which was the term for operators who simply bought their rigs, turned on the power, cranked the knobs, and went on the air. Although 25% in cost was (and still is) a considerable savings, the main reason I put together my own ham equipment, was that afterwards I was not afraid to open up the rig, put in modifications, troubleshoot (which I am happy to say did not occur often over the 22 years I actively used the *Heathkits*), and put in any improvements which came along. The same reasons exist today for putting together your own PC. Appliance operators may be in the majority, but although in the minority, those who build their own PCs experiment, explore, and in the process, learn.

Ed Whitman

Ed Whitman
Managing Editor

The professional weather
station for people who
care about the weather



WIRELESS
OPTIONS
AVAILABLE

Davis Instruments has a complete line of weather stations affordable enough for home and hobby use. Connect the station to packet radio using shareware program available on Davis' Web Site and BBS

Features include:

- Inside & Outside Temps
- Wind Speed & Direction
- Barometer
- Time & Date
- Inside Humidity
- Wind Chill
- Alarms
- Highs & Lows
- Humidistat Option
- Instant Metric Conversion
- Outside Hum. & Dew Point Option
- Optional PC interface

For more information and
a free catalog, call

1-800-678-3669

M-F 7 a.m. to 5:30 p.m. Pacific Time
FAX 1-510-670-0589
M/C and VISA • One-year warranty
30-day money-back guarantee •
POE1098

Davis Instruments

3465 Diablo Avenue, Hayward, CA 94545-2778 • www.davisnet.com

CIRCLE 162 ON FREE INFORMATION CARD



Your Best Value Everyday!

Our commitment to you: we'll match any competitor's price (some restrictions apply)

Special Prices for Popular Electronics Readers. Please mention VIP #0P8!

METEX 3 1/2-Digit Digital Multimeter

- 3 1/2-digit LCD (.5" high digits)
 - AC voltage: 200mV, 2V, 20V, 200V, 1000V
 - DC voltage: 200mV, 2V, 20V, 200V, 1000V
 - AC & DC current: 20µA, 200µA, 2mA, 20mA, 200mA, 2A, 20A
 - Resistance: 200Ω, 2KΩ, 20KΩ, 200KΩ, 2MΩ, 20MΩ
 - Input impedance: 10MΩ
 - Auto zeroing • One-year warranty
- | Part No. | Product No. | Price |
|----------|-------------|-----------------|
| 27115 | M3800 | \$39.95 \$35.95 |



Jameco 51 Piece Tool Kit

- An assortment of the most essential tools for maintenance and repair jobs. Black vinyl covered case features removable pallets, a combination lock and a cushioned, black plastic handle.
- Size: 12.5" L x 17.5" W x 3.5" H
 - Weight: 11.0 lbs.
- | Part No. | Description | Price |
|----------|-------------------|---------|
| 26681 | 51 piece tool kit | \$99.95 |



2.5" High 6-Digit Clock Kit

- Bright 2.5" high 6-digit displays (red)
 - Can be viewed from over 50' away
 - 12 hour or 24 hour display switch
 - Fast and slow set switches
 - Time hold control switch
 - Safe low input voltage: 9VAC
 - Kit PCB board size: 17.5" L x 3.5" W
- | Part No. | Description | Price |
|----------|-------------------|---------|
| 105507 | Digital clock kit | \$59.95 |



Jameco ABS Speedy Boxes

- Will not crack or split when drilled or punched. PCB mounting slots on all four sides and the lid has a lip for precision fit (adds 0.4 height). Complete with four screws and lid. All sizes below are for interior dimensions.
- Black ABS plastic
- | Part No. | Size (L"xW"xD") | 1-9 | 10-49 | 50-99 |
|----------|-----------------|--------|--------|--------|
| 18921 | 3.1 x 2.0 x 0.9 | \$2.25 | \$1.95 | \$1.59 |
| 18913 | 4.9 x 2.5 x 1.5 | \$2.49 | 2.15 | 1.79 |
| 18892 | 6.0 x 3.5 x 1.9 | \$2.95 | 2.49 | 2.15 |
| 18905 | 7.5 x 4.3 x 2.3 | \$3.49 | 2.95 | 2.49 |



Jameco Solderless Breadboards

- Low static plastic body - CMOS safe
 - Nickel plated clips designed to withstand up to 5,000 insertion cycles
- | Part No. | Contact Points | Size L x W | 1-9 | 10-49 |
|----------|----------------|------------|--------|--------|
| 94457 | 100 | 6.5 x 0.4 | \$2.49 | \$2.25 |
| 20600 | 400 | 3.3 x 2.1 | 4.95 | 4.49 |
| 136901 | 1,600 | 5.5 x 2.3 | 21.95 | 19.95 |
| 20669 | 630 | 6.5 x 1.4 | 5.49 | 4.95 |
| 20722 | 830 | 6.5 x 2.1 | 7.95 | 6.95 |
| 20757 | 1,360 | 6.5 x 3.1 | 11.95 | 10.95 |
| 20773 | 1,660 | 6.5 x 4.3 | 17.95 | 15.95 |
| 20790 | 2,390 | 6.9 x 5.8 | 22.95 | 20.49 |
| 20811 | 3,220 | 7.3 x 7.5 | 30.95 | 27.95 |



Soldering Equipment Digital Display Soldering Station

- Electronic temperature control from 200°F to 878°F
 - UL listed
 - Includes tip
- | Part No. | Product No. | Price |
|----------|-------------|----------|
| 35351 | XY960 | \$129.95 |




Analog Display Soldering Station

- Temperature: 300°F to 850°F
 - Protects against voltage spikes
- | Part No. | Product No. | Price |
|----------|-------------|---------|
| 114569 | XY1683C | \$89.95 |



Combo Soldering/Desoldering Station

- XY968D: Digital Fahrenheit/Centigrade read out
 - XY968D/XY999SDA: AntiClog/Energy Saver
 - Vacuum pump activated "on demand" using finger tip switch on desolder handle
 - Spike control feature
- | Part No. | Product No. | Wt. (lbs.) | Price |
|----------|-------------|------------|----------|
| 125508 | XY960 | 13.1 | \$349.95 |
| 125516 | XY999SDA | 18.1 | 449.95 |




SMD Tweez

- Maximum efficiency ceramic heating elements
 - 120VAC
 - Heater power consumption: 35W x 2
 - Max. temp.: 760°F • UL approved
- | Part No. | Product No. | Wt. (lbs.) | Price |
|----------|-------------|------------|---------|
| 137031 | TWZ226 | 1.0 | \$69.95 |



Electronic Temp-Control Soldering Station

- Temperature control: 500°-800°F
 - Protects from voltage spikes
 - Power: 45W at 650°F • UL listed
 - Includes tip
- | Part No. | Product No. | Price |
|----------|-------------|---------|
| 129058 | XY369 | \$59.95 |




Flashing LED Sweetheart Kit

- Shows a beating heart!
- Operating voltage: 8 to 15VDC
 - Power consumption: 8mA
 - Size: 2.5" L x 2.4" W x 1.2" H
- | Part No. | Description | 1-9 | 10-24 |
|----------|----------------|---------|---------|
| 147555 | MK101 mini kit | \$11.95 | \$10.95 |




Universal Battery Charger/Discharger

- Charges current from 15mA to 750mA selectable
 - Charges both Ni-MH and Ni-Cad batteries
 - Usable battery voltage: 1.2/2.8/3.6/4.8/6.0/7.2/8.4/9.6VDC
- | Part No. | Description | 1-9 | 10-24 |
|----------|--------------------|---------|---------|
| 147598 | K7300 bat. charger | \$19.95 | \$17.95 |




10 LED Mono VU Meter Kit

- Instant visualization of audio signal levels
 - Easy hook up to a LINE level (LOW input) signal source
 - Special input (HIGH input) is provided, which allows direct connection to a speaker output
 - Frequency range: 20Hz to 30KHz
- | Part No. | Description | 1-9 | 10-24 |
|----------|----------------|---------|---------|
| 147643 | K4300 VU meter | \$16.95 | \$14.95 |



Flashing LED Kit

- For applications such as model constructions. Adjustable flashing speed by potentiometers.
- Operating voltage: 9VDC
- | Part No. | Description | 1-9 | 10-24 |
|----------|----------------|--------|--------|
| 147580 | MK102 mini kit | \$6.95 | \$6.25 |



Voice Activated Kit

- Uses sound to activate the flashing of 4 bright LEDs.
- Adjustable sensitivity
 - Operating voltage: 8-15VDC
- | Part No. | Description | 1-9 | 10-24 |
|----------|----------------|---------|--------|
| 147571 | MK103 mini kit | \$10.95 | \$9.95 |



Electronic Cricket Kit

- Sounds like a cricket when it gets dark!
- Operating voltage: 8-15VDC
 - Adjustable cricket effect, tone and light sensitivity
- | Part No. | Description | 1-9 | 10-24 |
|----------|----------------|---------|---------|
| 147547 | MK104 mini kit | \$14.95 | \$13.49 |



Values & Bargains Macintosh® Quadra 610 Desktop System

- 16MB of RAM expandable to 68MB
 - 3.5" floppy drive, 240MB hard drive and 2X CD-ROM
 - MacOS 7.5
 - Includes keyboard and mouse
 - Video, SCSI, printer, modem and stereo speaker ports
- | Part No. | Description | Price |
|----------|------------------|----------|
| 154245 | 25MHz Quadra 610 | \$319.95 |



DEC Writer 95 Printer

- Windows® 95 Compatible
- Impact dot-matrix with 24 wire print head
 - Epson and IBM emulation character set
 - 13 fonts built-in
 - Includes sheet feeder, manual and drivers (Windows® 3.1 & 95)
 - Weight: 14.0 lbs.
 - Size: 15.9" W x 12.6" D x 5.4" H
- | Part No. | Description | Price |
|----------|---------------|---------|
| 151618 | DEC writer 95 | \$74.95 |



486 Motherboard

- Socket type 3
 - Award BIOS
 - Supports 25-133MHz; 486SX/DX/DX2/DX4 CPUs
 - Three PCI and 3 ISA slots
 - 128KB cache on board, expandable to 256KB
 - Built-in I/O controller supports two IDE connectors (4 devices), FDD, 2 serial ports, 1 parallel port (SPP/EPP/ECP) mode
- | Part No. | Description | Price |
|----------|--------------------|---------|
| 151870 | 486 MB w/o CPU | \$89.95 |
| 153031 | Pentium MB w/o CPU | \$99.95 |
| 151781 | 386 MB w/ CPU | \$49.95 |



104-Key Ergonomic Keyboard with Trackball

- Inter-changeable pointing device from trackball to solid surface (included)
 - Extra wide built-in wrist rest
- | Part No. | Description | Price |
|----------|--------------------|---------|
| 149972 | Ergonomic keyboard | \$49.95 |



JAMECO
ELECTRONIC COMPONENTS
COMPUTER PRODUCTS
Order Toll Free 24-Hours
7-Days a Week!
© 1998 Jameco 10/98

1355 Shoreway Road
Belmont, CA 94002-4100
FAX: 1-800-237-6948 (Domestic)
FAX: 650-592-2503 (International)
E-mail: info@jameco.com
http://www.jameco.com

Mention VIP #0P8

Mail or Fax Us to Receive Our Free 983 Jameco Catalog!

Name: _____
Company: _____
Address: _____
City: _____ State/Zip: _____
Phone#: (____) _____

VIP 0P8

Call 1-800-831-4242 day or night!

LETTERS

SIP UPDATE

For those of you who plan on ordering additional Single Inline Pin (SIP) module-types, described in the August 1998 feature article "Surface-Mount Audio Modules," Sescom Inc., supplier of these SIPs, informed us that additional test equipment, such as an audio oscillator (low distortion), an audio voltmeter (reading to less than 10 mV), a distortion analyzer (reading to less than 0.1%), and/or an oscilloscope (reading to 5-mV levels) may be required for the following modules numbers: SIP-8, SIP-9, SIP-15, SIP-16, SIP-17, and SIP-23. This is necessary to adjust these modules for optimum performance after assembly. Consult Sescom, when ordering, to determine what auxiliary test equipment may be required for your module(s).

We recommend ordering their VHS video tape "Sescom Soldering," (described on page 34 of the feature) in order to learn how to assemble and handle these tiny surface-mount components.—Editor

VENDOR UPDATE

The address of the source for more information in the "SCANeR and TRACS" feature (July 1998—page 43) has been changed to **French Technology Press Office, One East Wacker Drive, Suite 3740, Chicago, IL 60601.** The telephone and Fax number listed in the article are the same.—Editor

AUTHOR'S COMMENTS ON E.Z. SIGNAL-GENERATOR PROJECT

I noticed an error that crept into "Build an E.Z. Signal Generator," (July 1998 issue), which may cause a problem for the builder. On page 64, in the "Setup and Calibration" section, the text correctly advises connecting the $\times 10$ scope probe ground clip to the +1.9 volt bus. However, the text **incorrectly** states: "...check the **output** waveform of the circuit." This implies that the probe is connected to the output jack. It should read that the **probe** has to be connected to the **common**

lug of S2 for proper displays.

I also felt that the readers might be interested in a detailed description of the oscillator section operating theory. Integrated circuit IC1 (a *Linear Technology* LT1016) is a ultra-fast comparator with differential inputs and complementary TTL outputs. In the schematic, you will note the matched loading of both outputs—which essentially causes current to flow from one output through both loads to the other output—without flowing through the reference bus. At this load of about ± 3 mA, the TTL output levels are about +3.5V (high) and +0.3V (low), when referred to ground.

To be able to use this circuit to drive integrator IC3 (the LM6361 op-amp), a bi-polar output is required. Thus, IC2 (the LF351 JFET) is configured to provide a low-impedance reference at a point 50% between the TTL levels, or about +1.9 volts. Referred to this level, the outputs are now ± 1.6 volts. Resistors R3 (200 ohms) and R4 (330 ohms) provide positive feedback to pin 2 of IC1. The ± 1.6 V from pin 7 is applied to this divider and reduced to ± 1.0 V at pin 2. This is the reference level for the tri-wave amplitude.

Now let's assume that you have selected 1.0 kHz full-scale, with capacitor C11 (.05 μ F) selected via S1, and resistors R8/R14 at $\times 2$ for maximum frequency on that scale. When power is applied, IC1 will be in either of two possible states: pin 7 low with pin 8 high, or *vice-versa*. Let's start out with pin 7 high. The output at pin 7 will be +1.6V, and +1.0V appears at pin 2, the non-inverting input. Thus, the outputs are now latched. Pin 8 is low at -1.6V, and this voltage appears across the series combination of R9 and R10, which is equal to about 4000 ohms when calibrated. Now we have about 400 μ A flowing through capacitor C11, charging it in a linear fashion. The output of IC3 then ramps up in a positive direction.

As the output of IC3 is connected to pin 3 of IC1, the inverting input, when the ramp voltage reaches +1.0V, IC1's outputs reverse their states. Pin 7 will now be at -1.6V, and -1.0V will appear

at Pin 2. Pin 8 will be at +1.6V, and -400 μ A will flow through C11, causing it to discharge with IC3's output now ramping down in a negative direction. When IC3's output reaches -1.0V, the process starts all over again.

Thus, you can expect to see the following waveforms at the frequency selected on the following pins: ± 1.6 V square wave at pin 7 and pin 8; ± 1.0 V square wave at pin 2; and ± 1.0 V triangle wave at pin 3—all located on IC1. The time period of the waveform is determined by the formula: $T = (C \times V)/I$, where $C = .05 \mu\text{F}$, $I = 400 \mu\text{A}$ and $V = 4.0\text{V}$ (the total voltage excursion of the triangle wave.) Thus, $T = 500 \mu\text{sec}$, and $f = 1/T = 2000 \text{ Hz}$.

Hope this all helps our readers!

Skip Campisi

S. Bound Brook, NJ

OUR READERS REPLY

In response to G.L.'s "Haves & Needs" letter (July 1998) asking about "White's Radio Log," a publication which listed all the AM and FM stations in the U.S., the following online Web site is a good source: <http://www.inforamp.net/~funk/page2.html>. I believe the original "White's Radio Log" ceased publishing in the early 1980s.

K. A.

Eau Gallie, FL

A listing of all the FM broadcasting stations in North America, entitled "FM Atlas and Station Directory" is available from Universal Radio, 6830 Americana Parkway, Reynoldsburg, OH 43068; Tel. 800-431-3939, Web: www.universal-radio.com. They also have available a similar AM station listing, "National Radio Club AM Radio Log."

D.S.

Piscataway, NJ

In response to George Wroe's "Haves & Needs" letter (August 1998) asking about programming a radio/tape recorder like a VCR, his VCR can be used to accomplish this. Since a VCR is essentially an oversized cassette recorder, only what is applied to it will be recorded. All Mr. Wroe needs to do is

use an *RCA-RCA* patch cord from his stereo tuner's output to the audio input of his VCR. Then remove the 75-ohm coax from the VCR and set record start and stop times as usual, ensuring that during the programmed times, the receiver is turned on and set to the desired station. Playback can then be made through the stereo by using the AUDIO OUT terminals from the VCR and the AUX/PHONO connection on the stereo.

If Mr. Wroe only has a radio with a headphone jack, the same procedure can be used with the appropriate patch cord. If a headphone jack output is used, some test recordings will have to be made to ensure that the audio pre-amp is not being overdriven. Without a stereo system, playback can be made using the 75-ohm coax to the television (just like playing back a recorded video). Although no video is recorded, audio playback should be as good as any standard cassette. I have used a VCR in this manner to record my band, by furnishing audio from our mixing console.

J.C.
Zephyrhills, FL

RADIO-CONTROLLED CLOCKS

I recently bought one of those radio-controlled clocks that is supposed to keep accurate time by tuning in on radio signals sent out from the National Institute of Standards and Technology (NIST) station WWV, in Fort Collins, CO. The signals are generated by a Cesium atomic reference that is located there. However, the clock I bought just hangs on the wall and refuses to do anything. I am in love with the idea of having an accurate radio-controlled clock in my house, and I think that the only thing that is wrong is that the low-powered radio receiver that is installed in the clock is just not sensitive enough to pull in the station's reference signal at my location. While I haven't inspected the insides of the clock, the whole mechanism is housed in a box not much larger than a pack of cigarettes. I believe that it uses a loop-stick antenna. I think that if I constructed a tuned RF amplifier, perhaps a superhetrodyne circuit, and piped the RF up to an antenna close to the clock, I may be able to solve the problem.

However, if I knew the frequency that they were using, I could measure the received signal strength at this location. It would also be important for me to

know the method they use to modulate their carrier and the code arrangement used to control the clock. Do any of the **Popular Electronics** readers have any information on this? I would like to know what I can do to get this clock operating. There may be other people out there who are having a similar problem.

Bob Dinlocker
815 Shaw Avenue
Lansdale, PA 19446

HAVES & NEEDS

I have enjoyed reading **Popular Electronics** since 1994. I started to

build a high-voltage power supply, but I'm stuck on the hook up of a fly-back transformer. I salvaged one from an old *IBM* monitor, with the part number MSH1FCT31. There are 13 pins at the base, and three wires—two at the top and one at the base. I have not been able to find any information on this part, and have no idea how to hook it up. Can any readers can provide a diagram of this part or any easy way of hooking it up to a power supply?

Karl Jondahl
305 Roger Street
Glasgow, MT 59230

PC-BOARD DESIGN

made easy



EAGLE 3.5

Schematic Capture • Board Layout
Autorouter

for Windows 95/NT

Windows 95 and Windows NT are registered trademarks of Microsoft Corporation.

Why have more than 25,000 pc board designers chosen EAGLE as their layout tool?

Mainly because EAGLE is so easy to use that you can start designing your own boards within a few hours. But there are many other good reasons! Check out our Web Site for a free demo and more detailed information.



FREE Support!
No Maintenance Fee!

EAGLE Standard

Board Size: 6.3 x 4 inches
4 Signal Layers
99 Sheets per Schematic

398\$

EAGLE Professional

Board Size: 64 x 64 inches
16 Signal Layers
99 Sheets per Schematic

798\$

EAGLE Light

Board Size: 4 x 3.2 inches
2 Signal Layers
1 Sheet per Schematic

100\$

Order a FREE demo today and experience EAGLE first hand. You will be surprised!

800-858-8355
www.cadsoftusa.com

CadSoft Computer, Inc., 801 S. Federal Highway, Delray Beach, FL 33483
Hotline (561) 274-8355, Fax (561) 274-8218, E-Mail: info@cadsoftusa.com

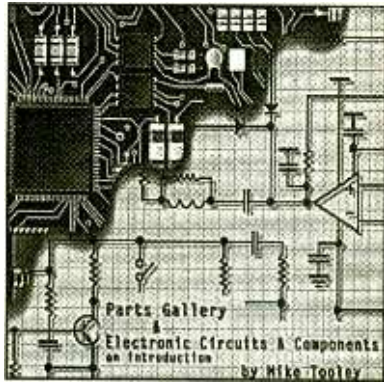
These prices include Schematic Capture and Board Layout. The autorouter Module is available for \$5199/2000. Pay the difference for Upgrades.

CIRCLE 13 ON FREE INFORMATION CARD

NEW! ELECTRONICS CD ROM

The most effective way of learning electronics

Two Courses on one CD ROM!
Only \$56⁰⁰



Electronic Circuits and Components

Discover the standards and application of common types of electronic components and how they are used to form complete circuits in **Electronic Circuits and Components**. Sections on the disk include: Fundamental Electronic Theory, Active Components, Passive Components, Analog Circuits and Digital Circuits. The CD ROM includes:

- Interactive laboratories • Supervisor notes
- Full audio commentary • Editable worksheets
- About 20 links to pre-designed Electronics Workbench circuits

The Parts Gallery

Many students have a good understanding of electronic theory but still have difficulty in recognizing the vast number of different types and makes of electronic components. **The Parts Gallery** has been designed to help overcome this problem; it will help students recognize common electronic components and their corresponding symbols in circuit diagrams. This CD ROM incorporates a quiz so that students can check their knowledge of electronic components and symbols. The CD ROM includes:

- Over 150 component and circuit photographs • Supervisors notes
- Self-test Component and Symbol quizzes • Hundreds of electronic symbols

To Be Released Soon!

A series of interactive CD ROMs provides a comprehensive and up-to-date introduction to the world of electronics. The series provides a sound understanding of the principles and behavior of electronic components and the circuits to which they are connected. Two new CD ROM disks are to be released in the very near future. They are **Analog Electronics** and **Digital Electronics**. As soon as they are released, information on their contents and availability will be published.

Claggk Inc., PO Box 4099
Farmingdale NY 11735-0792
e-mail: claggk@poptronix.com



Name _____ Phone _____
Address _____
City _____ State _____ Zip _____

Enclosed is \$56 for each Student version of **The Parts Gallery** and **Electronic Circuits & Components** on a single CD ROM, shipping included inside the U.S. Shipping costs to Canada an additional \$3.00. Overseas orders please contact CLAGGK, Inc. for shipping costs.

I am ordering (....) copies at \$56 each. NY State residents must include sales tax.

I have enclosed my check for \$ _____
 Please charge my credit card for \$ _____
 Visa MasterCard Discover Expiration Date: ____/____/____
Card Number _____ Signature _____

(Name on order and signature must be same as on Credit Card.)

I do electric motor repair, and I need a low ohmmeter suitable for inductive circuits. I think an analog type is more suitable for this type of work. I would like to get instructions on how to build such a meter that can register one ohm or less full-scale.

A. Falcone
554 Union Blvd.
Totowa, NJ 07512

I am looking for schematics for a Hewlett-Packard 1220A oscilloscope and for a Precision VTVM Model 88—which are both in need of repairs. Any troubleshooting information on these two units would be appreciated.

Frank M. Cahn Montero
Diag 4C #27-98 Las Villas
Zipaquirá, Cund.
Columbia

I recently resurrected my Harmon Kardon, Model 930 stereo receiver (vintage 1972) and have it working with the exception of a problem with the stereo-FM mode. The manufacturer could not supply a shop manual or even a schematic diagram of the unit, due to its age. Can any readers help me?

Skip Allen
11 Allen Farm Road
Barrington, NH 03825

ANTIQUE RADIO CLASSIFIED

Free Sample!

Antique Radio's
Largest Circulation Monthly
Articles, Ads & Classifieds

6-Month Trial: \$20.95. 1-Yr: \$40.95 (\$57.95-1st Class).
A.R.C., P.O. Box 802-L20, Carlisle, MA 01741
Phone:(978) 371-0512 VISA/MC Fax:(978) 371-7129



Free Best Seller! Write:
Consumer Information Catalog
Dept. BEST, Pueblo, CO 81009

JIMMY'S COMPUTERS

HARDWARE
SOFTWARE



"Jimmy never was textbook literate."

With NRI training in Computer Programming, you can...

Build a top-paying career with up-to-the-minute programming skills

Internet Training and Online Support!

By 2008, computer-related employment will jump by an estimated 60% nationwide for trained programmers — with as many as 400,000 NEW jobs opening up!

Now, with NRI training, you can get the in-demand skills you need to build a top-paying career — or business of your own — in this high-growth, high-opportunity field!



"Those with up-to-the-minute skills can almost name their price."

— *The Washington Post* —

In as little as a year, you can become the highly skilled computer programmer today's companies seek — and see your NRI training literally pay off! In fact, according to *The Washington Post*, annual starting salaries range from \$32,000 all the way up to \$47,000 in some cities for those with expertise in the top programming languages!

Master today's hottest languages!

NRI's step-by-step lessons and hands-on programming projects help you first master the design concepts used every day by successful PC programmers. You quickly move on to learn how to design, code, run, debug, and document programs in one of three of today's hottest languages — Visual Basic, C++, or Java — plus you learn to generate fully functioning Windows 95/98 programs. And you do it all using the powerful Pentium® computer system included in your course.

And our new Online Connection lets you send e-mail to your instructor, attend virtual discussion groups, download supplemental information, and more!



Train with a 233 MHz Pentium® processor-based multimedia PC, featuring...

- MMX™ technology ■ 32 meg RAM ■ 4 gigabyte hard drive ■ Super VGA color monitor
- 16X CD-ROM drive with sound card ■ 56K baud fax/modem ■ Windows 95/98 upgrade
- Netscape Navigator™ Web browser ■ And more!

With NRI's new PC Options Plan, you can keep up with late-breaking advances in technology by upgrading your computer system at special student rates. You'll get all the details shortly before your computer is scheduled for shipment. It's NRI's state-of-the-art guarantee!

Learn to tap the power of the Internet

Now your course includes bonus training in PC Communications and the Internet. Using the Netscape Navigator™ Web browser we provide, you can effortlessly move from one site to another as you explore the vast resources of the Internet and World Wide Web.

Send today for your FREE catalog

If the coupon is missing, write to us at the NRI School of Programming, 4401 Connecticut Ave., NW, Washington, DC 20008. Or...

CALL 1-800-321-4634, Ext. 3283

SEND TODAY FOR FREE NRI CATALOG!

NRI Schools 4401 Connecticut Avenue, NW, Washington, DC 20008

Check one FREE career catalog only

- COMPUTER PROGRAMMING
- Networking with Windows NT
- PC Servicing
- Desktop Publishing with PageMaker
- Bookkeeping and Accounting
- Multimedia Programming
- Mastering Microsoft Office

OR GET YOUR AAS DEGREE!

- Accounting
- Business Management
- Computer Science
- General Studies

Name _____ (please print) _____ Age _____

Address _____

City/State/Zip _____

A Division of The McGraw-Hill Companies

Accredited Member, Distance Education and Training Council

5413-1098

NET WATCH

E-Mail for Free!

KONSTANTINOS KARAGIANNIS

Most of you reading this have noticed a growing problem with your home's "family" PC. As more people in the household begin to use the machine, more and more requests for personal Internet accounts start coming in. No matter how you try to explain that no two people can be online at a time with one machine anyway, and that sharing an account is a perfectly natural solution, you'll hear complaints like:

"But, Dad, I don't want Jenny reading my e-mail!"

Or, perhaps:

"But, Mom, I can never figure out which messages are for me."

Good arguments, but not every ISP supports multiple mailboxes for one account. And as you start to do the math in your head, paying an extra \$20 a month for each household member can really add up. How do you satisfy each family member's need for an e-mail address without breaking the bank?

Simple—get free e-mail!

No, we're not talking about free Internet accounts. You'll still need a dialup account with an ISP to take advantage of that glorious Web whose praises we've been singing since this column's inception. However, the solutions here will make sure you have e-mailboxes galore and still be able to pay your mortgage.

Two of the solutions we look at are accessed through your machine's Web browser (hence the definite need for a dialup account). One of the free providers' offerings will only work through the use of a proprietary software package, and you have to dial in to the company's own access nodes. For those who don't want anything but e-mail (perish the thought!), you'll find this free solution the coolest of all.

What's that you say? Do we sense a cliché coming our way? Yes, you're right, you'll never be able to get a meal at noon without paying for it in some way. You will have to put up with a minor inconvenience when enjoying free e-mail: Advertising.

Is it really an inconvenience, though?

12 Advertising is so common on the Web



Hotmail, run by software-giant Microsoft, is one of the true conveniences found on the Web. Sign up for a free e-mail account, and access it through any Web browser.

that most people have become used to it. Do you really mind ads in magazines? Most people don't. I've bought certain magazines just for the ads, especially when shopping around for a good price on something.

So if you can handle the aforementioned drawback and don't mind a slight delay in receiving your e-mail (it's not quite as fast as a standard POP3 e-mail account), this month's column may save you a fortune.

HOTMAIL

It's no surprise that one of the most popular free e-mail providers, *Hotmail*, is a spawn of the world's largest software company. *Microsoft* has created a wonderfully easy-to-use and efficient service. Regardless of what some critics and the government might say about the company in general, *Microsoft* has, in our book, done no wrong with this site. But don't take our word for it, take a glance at the numbers. More than five million people use *Hotmail* regularly. We even know of quite a few small businesses that use accounts with *Hotmail*

to cut down on expenses.

One of the nicest features of the service is that you don't have to pretend to be different people to get more than one free e-mailbox for yourself. *Hotmail* lets you have multiple accounts, and, get this, check them simultaneously.

Setting up an account doesn't take very long. Simply point your browser to the site, answer a few questions, and you're set. Each time you visit the site from then on, simply enter your login and password, and your mail will be exposed to your eyes only.

Those who are familiar with e-mail software will find that many popular convenience features are supported in *Hotmail*. For starters, you can "cc:" messages to up to 20 different addresses. This ensures *Hotmail* is a great solution for even business applications.

We were surprised to see that you can send and receive attachments. This is a feature we wouldn't have imagined was available to Web-based e-mail, but it is. The only limit is that a file coming in or going out can't be larger than 1 MB.

Speaking of file size, *Hotmail* lets you store up to 2 MB of received e-mails on its server. After that limit is reached, the service will delete old messages with new ones that come in. Don't worry—it will warn you in plenty of time to enable you to backup old e-mails to a disk (and how much old e-mail do you really need to keep, anyway?).

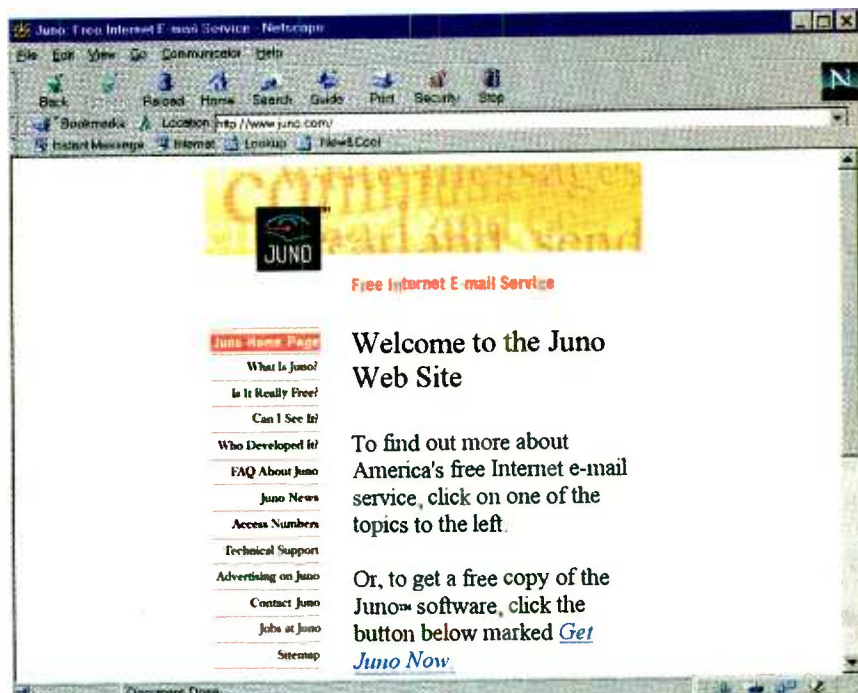
Something we should point out about this service and the other Web-based one that we'll get to later is that you can access your e-mail from *any* computer that has Internet access and a browser. This means that even if you don't have a laptop, you can still travel and find a business center or even public library and stay in touch with the world.

As with any e-mail account, in a matter of days you'll find yourself to be the target of junk e-mail. It's inevitable—people and companies sell e-mail addresses to direct marketers as fast as they can get them. To help you sort out some of the junk, *Hotmail* provides you with customizable filters. If you know that a particular e-mail address sends you nothing but junk, automatically get rid of messages coming from it—a nice touch for a free service.

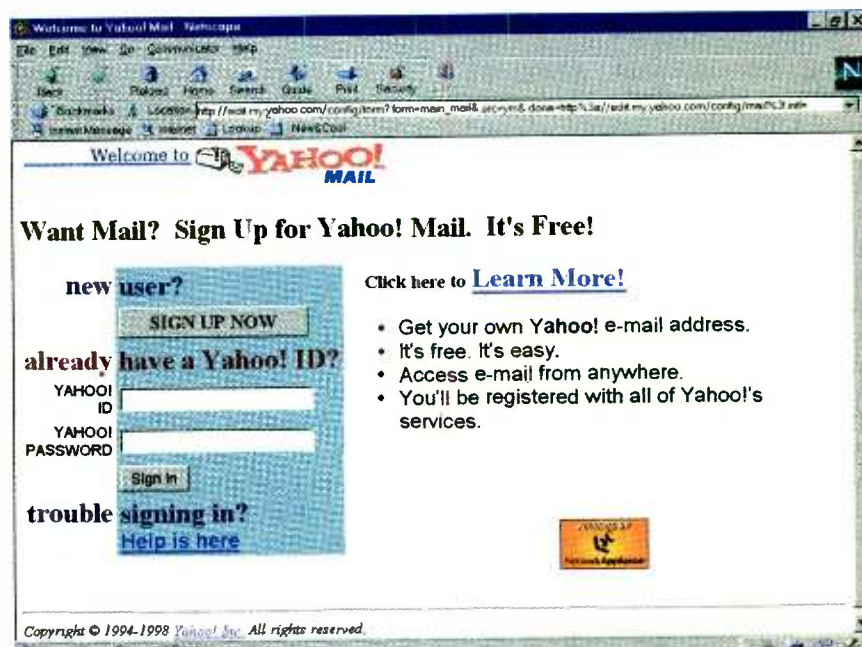
JUNO

We've hinted at it, and a few of you were probably intrigued by the idea. Totally free e-mail, no Net account required. Even if you have an account, though, *Juno* might still provide the best solution for you. Let's say you have two PCs in your home, and you're online. If little Jenny from our earlier example wants to check her e-mail, you have to logoff so she can dial in, right? Not with Juno (we won't touch on the expense of the extra phone line you'd need for such a scenario).

Juno provides a free download of its software, or, if you aren't online, you can get it by calling 800-654-JUNO (the diskette, including shipping, costs \$8.82). Once the software's installed, you have to go through a slightly arduous setup procedure. Composed of more questions than a standardized test in school, the setup is *Juno's* way of making you do its ad-sales staff's demographic homework for them. On the positive side, once you're done telling the service all about what makes you really you, chances are that a good majority of the ad banners you'll be stuck looking at will at least have something to do with your interests.



Juno lets you have free e-mail access even if you don't have Web access. While the company's Web site lets you download its proprietary dialup software, you can also call up to get it.



After visiting the most popular indexing site on the Web, Yahoo!'s free e-mail service is only a click away. Yahoo! Mail even lets you access other POP3 accounts, making this site truly worthy of its exclamatory name.

To access the service, you'll have to choose from one of 400 phone numbers. Odds are in your favor that you'll find one that is a local phone call. If not, you can always read and compose e-mail offline, only letting the toll charges add up while you're sending and receiving (which you may be able to do in under a minute).

A benefit of the *Juno* service and

software is that e-mail is automatically stored on your PC. That means there's no limit to how much e-mail you're allowed to keep in your inbox. This makes *Juno* much more like a "normal" e-mail account.

On the flip side, it has a limitation that we just can't fathom. The software's on your machine, there's no

(Continued on page 30)

PRODUCT TEST REPORT

Samsung DVD905 Digital Versatile Disc Player

STEPHEN A. BOOTH

Samsung wasn't in the first wave ashore when Digital Versatile Disc (DVD) players were launched in April 1997. The South Korean electronics giant elected to design and build its own player, rather than source one from *Panasonic*, *Sony*, or *Toshiba*, as most other brands did. By sitting out the early innings, *Samsung* could study market evolution and develop features that would differentiate it from the competition. Besides, there was no great advantage to being first, as there wasn't a great deal of DVD software available to stimulate player sales. By the time you read this, about 1000 DVD titles will be available for sale or rental.

Although DVD players can be found for as little as \$299, *Samsung's* DVD905 stakes out the high ground—above \$700—where *Sony* has enjoyed great sales success for full-featured, high-performance players. *Samsung's* DVD carries a \$749 sticker and a feature that is found nowhere else: RGB-type component video outputs that mate the player to high-end video projectors and monitors. Behind its distinctive pewter-finish, anodized-aluminum faceplate is another feature that designates high-end DVD players: built-in decoding for the format's *Dolby* AC-3 Digital Surround soundtracks.

DVD EXPLAINED

Multichannel digital audio is one standard feature of the DVD format. But digital video is what differentiates it from all that's come before. In case you missed the hype, here's some background on DVD. Unlike 12-inch video laser discs, which store images in analog format along with a digital soundtrack, DVD is all digital. It is a laser-read optical disc that's the same size as a compact disc (CD), but is capable of compression levels that yield a capacity of from 7- to 27-times greater than the roughly 650-megabyte limit of music CDs or computer CD-ROMs. DVD uses the MPEG-2 compression



method that enables direct-broadcast satellite (DBS) TV systems, such as DSS and Echostar, to send so many high-resolution video channels down to a TV-set-top box.

DVD and DBS video have about the same horizontal resolution (480 lines) as most relatively new TV monitors. Compare that to about 425 lines for laser disc, 330 for a live NTSC broadcast, and 240 for VHS videotape. Its vertical resolution is also about 480 lines, which is converted within the player from progressive to interlaced scanning for display on NTSC televisions (or PAL/SECAM, where appropriate). For the record, the DVD players in computers retain progressive scanning for display on non-interlaced PC monitors; but when connected to TVs through the PC's video-out jack, the image is converted to interlaced scanning that TVs can display.

Like the laser disc, DVD can carry all manner of supplemental information about the program, and it is capable of various special effects including freeze-frame, slow-motion, random access to indexed "chapters," and more. It shares with laser disc the new *Dolby* AC-3 Digital Surround, by which the soundtrack is output as six discrete channels, including a subwoofer channel. For less elaborate home-theater systems, DVD also carries analog *Dolby* Pro Logic Surround—whose four channels are

matrixed on the digital stereo soundtrack.

Where DVD leaves laser-disc audio in the dust is the number of soundtracks it can hold—up to eight in different languages, and as many subtitles for translation. In practice, though, discs now sold in the U.S. usually carry only English, French, and Spanish dialogue and subtitles. It can be different elsewhere in the world. (We'll explain why shortly.)

The new format is called digital "versatile" disc for good reason. Its current manifestation is DVD "video" for prerecorded movies. Eventually, there'll be DVD "audio," an improvement on CDs by virtue of higher-resolution sampling rates and discrete (rather than multiplexed) multichannel recording. Meanwhile, PCs with DVD-ROM (Read-Only Memory) already have arrived—the MPEG-compressed equivalent of today's CD-ROMs. Here's where DVD's roughly 5- to 18-gigabyte (GB) capacity can really be exploited. Recordable DVD is just emerging in the DVD-RAM (Random Access Memory) format, though storage is currently limited to 2.6 GB per disc side.

Generically, the DVD format can be single-sided or dual-sided—and dual-layered on either side. The latter feat is achieved by instructing the laser pickup (through on-the-disc coding) to shift its focus below the topmost layer of bits

We're *the* shop for home shops.

39.99
3-amp regulated power supply powers DC devices from home AC. #22-504

1.99
Durable project box with aluminum and plastic lid. #270-1801

49.99
Auto-ranging digital multimeter. Simple push-button and slide-switch controls. #22-163

19.99
Soldering work station has dual-powered iron—just flip a switch to go from 20W to 40W. #64-2184

5.99
6-piece, precision anti-static screwdriver set. Durable alloy steel shafts. #64-1963

29.99
Pocket-size torch kit. Produces 5000°F in an adjustable pinpoint flame. #64-2165

9.99
Ba 1-bearing type 12VDC blower fan. 2,600RPM, 180mA. #273-260

2.29
Multicolor heat-shrink tubing. Red, white, blue and clear. Pkg. of 7. #278-1610

Solutions for all your projects and repairs.

There's a RadioShack in your neighborhood with the tools, parts and accessories to complete virtually any small electronics project or repair. You'll find the hottest gear for everything from making simple repairs and testing circuits to building speaker systems and designing your own electronic devices. Even hard-to-find parts and accessories that might not be on our shelves are available for fast delivery direct to your door—just ask a store associate about RadioShack Unlimited. For our store nearest you, call 1-800-THE SHACK (1-800-843-7422).



RadioShack
You've got questions. We've got answers.®

Prices apply at participating RadioShack stores and dealers. Independent RadioShack dealers and franchisees may not be participating in this ad or stock or special-order every item advertised.

CIRCLE 14 ON FREE INFORMATION CARD


and bumps (with two-way mirror type reflectivity) to a subterranean level with sufficient reflectivity to bounce the ones-and-zeroes back.

At the time of this writing, there are dual-sided and dual-layered discs for movie DVDs, but no dual-sided dual-layered discs (e.g., not both). There's little need for that. Most movies fit well within the 2-hours and 15-minutes capacity of a single DVD side. Meanwhile, most Hollywood studios are issuing their movies on a single DVD in both pan-and-scan (4:3 aspect ratio) and "original wide-screen" (read "letterboxed" of whatever ratio—16:9 or 1.85:1 or even wider *Panavision*) formats. They come either as dual-sided or single-side, dual-layer. If it's a dual-sided disc, you have to flip the disc manually because, at this time, there are no DVD machines that automatically reverse the optical pickup to play the flip side of the disc—an old feature in analog laser disc players.


When buying a DVD player or discs, you ought to know that both hardware and software are regionally-coded for use together in different parts of the world. That means that a disc meant to be sold in one geographic region won't work on a player designated for use in another area. For example, the U.S. is Region 1, and players and discs sold here are clearly so marked. If you send friends in Ireland or Mexico a Region 1 DVD, it won't output any video (only audio) on their respective, Region 2 and 4 players. Ditto if you bring home some Japanese animation or Hong Kong martial-arts movies on those countries' DVDs—they won't compute on your U.S. Region 1 machine.

The reason for splitting the world into six regions is to protect the movie industry's distribution schedules. Frequently, a Hollywood film is released later elsewhere in the world than in the U.S.—by which time Americans can obtain a videotape (and now DVD) of the movie. By regionally-coding the DVDs, audiences elsewhere won't have access to the movie on video before it's shown in theaters in that region.

The reason the soundtrack is playable on any region's machines is because the DVD format was designed to be backward-compatible with music CDs. Every DVD player is also a full-featured CD player—older CDs have to be playable on the same machine as forthcoming DVD audio discs.



The SIN² Pulse and Bar measurements indicate that there's no significant over- or under-shoot in the way the player handles the relative timing of chrominance and luminance components.



When it comes to Color Purity, Samsung's DVD905 is perfect—every color's dead-on; i.e., there's no shift in phase, no under- or over-saturation.

EVALUATION

As in our earlier report on *Panasonic's* DVD player (November 1997), we used the *Sony* DVD test disc (HLX-4001) for this report. When a more challenging industry-standard test disc becomes available from an independent producer, we'll try it. Meanwhile, we've added one measurement from the "DVD Spectacular" disc (DV7001) by *Delos International*.

A particular track on the disc tests for any video-signal leakage into the DVD's audio soundtracks. At just 210 microvolts, we found that the video leakage from *Samsung's* player had no noticeable effect. As in the past, the lab used the *CBS* CD-1 test disc, which has been the industry standard for testing CD players for many years, to measure the DVD player's digital-audio functions.

Having said that, let's look at the numbers generated by the *Advanced Product Evaluation Laboratory*, our independent testing facility in Bethel, CT that performs the measurements. The player's frequency-response output is

virtually ruler-flat, maintaining sharpness to the extent of the DVD format's inherent resolution. Meanwhile, as you'll see in the accompanying charts and graphs, the SIN² pulse and bar measurements indicate there's no significant overshoot or undershoot in the way the player handles the relative timing of chrominance and luminance components. When it comes to color purity, the *Samsung DVD905* is perfect. As the vectorscope shows, every color's dead-on: There's no shift in phase, and no under- or over-saturation.

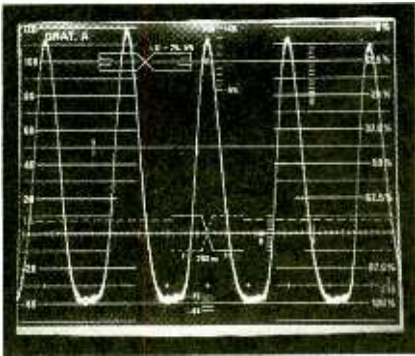
The unit's video signal-to-noise ratio is very good, as measured through the composite-video output jack. You won't find any analog video source with a measurement this good. It might have scored even better had we taken the reading through the player's S-video or component RGB video outputs. Each type sends luminance information to the monitor separately from the color, while component video refines the process by further splitting the red, green, and blue signals. At this time, few mainstream home TVs have component input jacks, and even for those that do, the industry has yet to settle on standardized connectors. S-video is more commonplace, although still not universal. Composite video remains the common denominator for all TV hookups.

Regarding stairstep linearity, this test measures how well the player resolves different shades of gray. The results are acceptable and might have been better if the measurements at each stage were either closer to 0%, or more consistent in their degree of deviation.

In most aspects of digital-audio performance, measurements for the DVD905 were very good to excellent. The results represent performance for the two-channel PCM linear stereo tracks, not the six-channel Dolby Digital Surround or four-channel analog Dolby Surround.

The frequency response showed no audible deviation through the audible range from 20 Hz to 20 kHz—off just insignificant fractions at the extremes. Total Harmonic Distortion (THD) was likewise negligible. As for the S/N ratio, dynamic range, and channel separation, they're acceptable, but not the best that the format can support. As stated earlier, the DVD905 has no significant leakage of video that could adversely impact the audio signal.

It's possible that audio performance



The DVD905's Stairstep Linearity (a measurement of how well the player resolves different shades of gray) is acceptable.

would be better in the *Dolby AC-3* Digital Surround mode, because each of the multiple channels carries a discrete digital signal that's isolated from the other, compared with the multiplexed left and right channels for analog stereo. The DVD905 has a built-in decoder for *Dolby* digital, so you can send the six output channels directly to a six-channel amplifier, and then onto five speakers and a subwoofer. If your home-theater setup is limited to a four-channel *Dolby* Pro Logic amp or to conventional stereo, you'd simply connect the designated leads for these from the DVD player.

TABLE TEST RESULTS—SAMSUNG DVD905

All electrical measurements were performed by the *Advanced Product Evaluation Laboratory* using the *Sony HLX-4001* test disc for DVD-video performance, the *CBS CD-1* standard test disc for digital-audio performance, and the *Delos DV7001* test disc for video-noise leakage to the audio signal.

Brand: Samsung
Model: DVD905 Digital Versatile Disc Player
Price: \$749

DIGITAL VIDEO MEASUREMENTS

Frequency Response
(Measured with a multiburst test signal)

Frequency (MHz)	Video Output (dB)
0.50	0.00
1.00	0.00
2.00	-0.06
3.00	0.00
3.58	0.00
4.20	-0.06

SIN² (squared sine-wave) Pulse & Bar
(Used to observe relative chrominance to luminance delay and gain)

Color Purity
(Signal displayed on vectorscope as phase-angle relative to color reference-burst)

Video Signal-to-Noise Ratio
(Luminance, 10 kHz to 4.2 MHz)

Level (IRE)	Video Output (dB)
100	51.0

Stairstep Linearity
(Measures how well the player resolves different shades of gray)

Step	Video Output (%)
1	-5
2	0
3	-4
4	-4
5	-6

DIGITAL AUDIO MEASUREMENTS

Reference Level (0 dB, 1 kHz):
2.14 volts
Frequency Response:
20 Hz to 20 kHz, +0.1 to -0.2 dB
Signal-to-Noise Ratio ("A" Weighted):
94.5 dB
Dynamic Range ("A" Weighted):
88.8 dB
Total Harmonic Distortion
Ref. 0 dB @ 1 kHz, including noise:
0.009%
Channel Separation
Ref. 0 dB @ 1 kHz
83.9 dB (left channel) 79.0 dB (right channel)

ADDITIONAL DATA

Random Access Time:
0.75 seconds
Scan Time:
2.8 seconds
Power Requirements:
20 watts
Dimensions (H × W × D, inches):
4-3/4 × 16-1/2 × 13-1/2
Weight:
10-1/4 pounds

FEATURES

- DVD video player (MPEG-2)
- Video CD player (MPEG-1)
- Music CD player
- *Dolby AC-3* Digital Surround decoder (6 channels)
- *Dolby Pro Logic* Surround mix-down (4 channels)
- PCM linear stereo mix-down (2 channels)
- Composite (2), RGB, and S-video outputs
- Audio phono-jack outputs (8 total)
- Optical digital audio-output
- Direct digital audio-out (bypasses internal *AC-3* decoder)
- Front panel variable-brightness display
- Illuminated multifunction universal remote control

CONCLUSION

In hands-on evaluation of the DVD905 with a selection of DVD movies, the player performed as promised. Its illuminated remote control is a thoughtful touch, as people usually watch TV in subdued lighting. And as in many recent *Samsung* products, the onscreen menus are easy to understand and navigate.

DVD is still a relatively new format, though, with features that continue to evolve. So, if you're thinking of buying a player, it's best to focus on electrical performance compared with convenience features. Performance is important because your financial investment actually goes beyond the hardware. Until a large DVD rental market develops—it hasn't yet, though it's in the cards—you'll be buying DVDs at \$20 to \$30 each. Rentals notwithstanding, you'll probably buy some DVDs anyway as keepers for your home library—those movies which you've always admired and know you'll play time and time again.

With optical discs, your investment won't lose resolution over time, as is the case with magnetic tape. Consequently, buy the best-performing DVD player you can afford to get the most from your DVD collection.

For more information on the *Samsung DVD905*, contact *Samsung Electronics America*, 105 Challenger Road, Ridgefield Park, NJ 07660; Tel. 201-229-4000; Web: www.sosimple.com, or circle 100 on free information card. ■



"If there is a Microsoft scandal, will it be known as 'Gatesgate'?"

BUY BONDS

SCANNER SCENE

Great Diversion With Triple Conversion!

MARC SAXON

One of the ticklish problems that traditionally disturbs scanners is interference and image frequencies. *RadioShack's PRO-2041* desktop (and mobile) scanner fights back with its interference-reducing triple-conversion circuitry. Not that triple-conversion scanners have never before been seen, but it's a feature normally reserved for those priced at the high end. The *PRO-2041* signs in at a shade less than \$300, which we'd say is a good price for such a unit.

The *PRO-2041* has 400 memory slots arranged in 10 banks. There are 10 priority channels, plus 10 additional monitor memory channels that allow you to temporarily store frequencies discovered in searches before you transfer them into the permanent memory. The Auto-Store feature allows you to store new frequencies easily and rapidly, even preventing the duplication of stored frequencies. Stored frequencies may be automatically arranged in consecutive order to facilitate scanning at the maximum speed of 25 channels/sec. It searches at 50 steps/sec.

There are 17 preset ranges for searching, or you can set up your own ranges anywhere within the *PRO-2041's* generous tuning range. This range is 29–54, 108–174, 380–512, and 806–960 MHz (minus the cellular bands, which cannot be restored). Note that this includes the VHF aeronautical band.

This unit includes a power supply for AC operation, but you can also use it with an optional DC vehicle power cord. The *PRO-2041* is the closest to *RadioShack's* top-of-the line desktop scanner, and yet it costs \$100 less. That alone makes the scanner worthy of consideration by serious monitors with a keen eye towards a good deal.

CHANGES IN FREQUENCIES

The EPA's *National Vehicle and Fuel Emissions Lab* in Ann Arbor, MI, is changing frequencies. The frequency of



The triple-conversion circuitry of *RadioShack's PRO-2041* desktop (and mobile) scanner fights interference—a feature normally reserved for high-priced units.

408.00 MHz will be replaced by 164.45, 173.375, and 173.9125 MHz.

New York City Police Department's highly complex communications system was recently reshuffled, and there's an entirely new frequency plan. You can check it out on your computer at: www.radiotech.com/nypd.htm. Some of the many notable new features include several local Staten Island special channels being simulcast with their citywide counterpart channels, including traffic and the Special Operations Detachment (SOD).

In Mansfield, MA, police set up on a new frequency of 159.675 MHz. Joining them there are several other MA towns like Oxford, Holden, Dartmouth, and Bellingham.

An Internet user reminds monitors that even though it didn't receive much hobby publicity, a few years ago the VHF aeronautical band was expanded beyond 136 MHz and now extends to 137 MHz. There's air traffic control activity on these expanded frequencies; also (on certain frequencies) you can hear airline company communications, similar to what many have long enjoyed monitoring, between 128.825–136.525 MHz. Other expanded band channels

designated exclusively for airline company air/ground use are spaced at 25-kHz intervals between 136.5–136.975 MHz (i.e., 136.5, 136.525, 136.55, 136.575 MHz, etc.).

TRAIN SCANNERS

A reader in Kansas asks about the odd data signals he often monitors on 457.9375 MHz. We wondered too, but recently learned that this is a popular frequency used nationally by many freight railroads for so-called EOTMs (End-Of-Train Markers). Personnel in the engine dial up a certain code number on EOT control equipment. This number matches the code number of the EOT unit located at the rear end of the train and activates the device. This device then transmits certain digital data that can be viewed on a screen in the engine cab. Data sent might advise when the brakes release, show the brake pipe pressure, tell whether or not the end of the train is moving, etc. EOT safety equipment is required because modern freight trains no longer have red cabooses, wherein once rode an employee who provided this information. The general opinion is that hobbyists can't decode these digital data transmissions.

MILITARY MONITORING

Someone once observed, "Monitoring is where you find it, so don't be afraid to search." How true! A reader in the National Capital area decided to see if activity might be found in the seldom-reported federal band lying between the high-frequency edge of the 2-meter ham band (at 148 MHz) and the low-frequency edge of the commercial VHF band (at 150.80 MHz).

What a pleasant surprise when plenty of communications were found on 148.68, 148.93, 148.95, 148.98, 149.00, 149.05, 149.0875, 149.10, 149.15, 149.30, 149.35, 149.40, 149.53, 149.54, 149.65, 149.84, and 149.875 MHz. These signals were from Navy, Air

(Continued on page 30)

GIZMO

TUNE IN, LOG ON, AUDIO OUT

MD-X8 MINIDISC MINISYSTEM WITH INTERNET AUDIO CAPABILITY. From Sharp Electronics Corporation, Sharp Plaza, Mahwah, NJ 07430-2135; Tel: 800-GOSHARP; Web: www.sharp-usa.com. Prices: MD-X8, \$799.95; AD-A1 Digital Sound Card, \$299.95.

What do you do when you want to tune into a favorite talk show or listen to some music? Where do you go to preview the latest music releases? Until quite recently, the answers would have been pretty straightforward. You'd have turned on your radio or CD player and taken a trip to your local record store. You probably wouldn't have thought to turn on your computer—even if it's equipped with a CD-ROM drive and satellite speakers—for the sole purpose of listening to music.

These days, however, there is literally a whole world of music, as well as other audio programming, available at your fingertips—if those fingertips happen to be resting on your PC's keyboard and that PC is connected to the Internet. On-line music marts offer audio snippets of new releases, tempting you to buy the latest CDs without leaving your desk. Don't want to spring for the whole disc? Some web sites let you purchase single tracks for as little as 99 cents each. You can listen to FM, AM, and shortwave radio stations from around the globe, and even tune in to scanner frequencies on-line. Want to keep up with your alma mater's sports teams? Tune into college radio stations for live, real-time broadcasts of games. Sample the music of struggling unknowns, or visit the web sites of big-name bands. For a more literary experience, you might want to download books-on-tape.



For more details on music and other audio delights available on the Internet, see the accompanying article, "Netmusic." Here, we'll show you one convenient way to save the music you download and to play it back anywhere, anytime, with CD-like quality.

Sharp's MD-X8 Computer Network MiniDisc (MD) Mini-System is not your typical bookshelf stereo. The MD-X8 is designed to allow direct recording of Internet audio to MiniDisc, using an optional digital sound card and connecting cable to link the stereo to a laptop or desktop PC equipped with a PCMCIA Type II slot.

Before we probe its Internet capabilities, however, let's take a look at how the MD-X8 performs as a stereo. It's a good-looking, compact unit, with an odd mix of futuristic and old-fashioned styling. The MD player/recorder, tuner, and three-drawer CD player, and its 80-watt (total power) amp are housed in a single $9\frac{1}{2}$ - \times $11\frac{7}{16}$ - \times $12\frac{1}{2}$ -inch unit finished in two contemporary shades of steel gray. Two speakers ($7\frac{13}{16}$ \times $11\frac{3}{4}$ \times $11\frac{1}{16}$ inches) feature silvery-gray grilles on wood-grain boxes that look somewhat anachronistic against all that metallic gray. The other throwback to yesterday's components is the large number of controls and inputs found on the front panel—a distinct contrast to

today's trend toward streamlining—several of which are used for computer connections.

The front panel is divided into two distinct sections. The larger one (spanning about $7\frac{1}{2}$ inches across) is on the left side and is finished in light gray. To the right is a 2-inch wide, darker-gray portion. The left side is home to the MD player/recorder, tuner, and CD player. The front-loading MiniDisc compartment occupies the top spot, surrounded, clockwise from the right, by the COMPUTER NETWORK, MD EJECT, MD RECORD, CD EDIT, CD TRACK SELECT, MD-MD EDIT and POWER buttons.

The CD player is found on the bottom portion. Three separate drawers are stacked vertically, each with an OPEN/CLOSE button to its right. Above the CD trays are controls for the tuner. Below them are a row of connectors: headphone jack, auxiliary input (and aux input level control), mic jack (and volume control), and PC and keyboard jacks.

The darker gray (right) side of the main unit features a vertical array of controls. From top to bottom, there are MD PLAY/PAUSE and MD STOP buttons; the VOLUME control; 3D SURROUND, X-BASS, and EQUALIZER buttons; a "multi control," whose up, down, left, and right arrows are used for a variety of functions; an ENTER button; three CD PLAY buttons (one for each tray); a SINGLE

GIZMO

PLAY/PAUSE button that will play all three discs in a row; and a STOP button.

The front panel's most prominent feature is an LCD that measures a whopping $5\frac{1}{2} \times 2$ inches and is backlit with a lemon-yellow glow. It's easy to read the display from across a room, even without switching to quadruple-size characters, which is an option. In standard character mode, there are four lines showing disc name and track titles; in extra-large mode, only the disc name is displayed. "Big-screen" graphics indicate changes in the pseudo-surround settings and illustrate discs being loaded. The LCD also displays menus for the unit's MD-editing and timer functions.

Physical set up for strictly audio use is a simple matter of connecting the two speakers and AM and FM antennas to the main unit's rear panel. Other rear-panel connections include analog input and output jacks, optical and coaxial digital inputs, and phono input jacks, allowing you to hook up video gear and/or other audio components. The front-panel PC and keyboard inputs simplify computer connections.

Once the keyboard is plugged into the front-panel terminal, it can be used just as if it was connected to a PC—almost. First, not all the keys will be functional. You can use all the number and letter keys, as well as the space bar and the enter, shift, and delete keys. Most, but not all, of the punctuation signs are available for use. Only the left and right arrows will work.

Both the MD and CD players offer a host of playback features, including audible fast forward and reverse, direct track selections, and an automatic program search system that finds the beginning of each track. Automatic programmable music selection (APMS) is used to select specific tracks to be played on a MiniDisc or compact disc. For CDs, APMS selections can be made using either the remote control or the main unit; only the remote control can

be used for MD APMS selections. Repeat and random modes can be used in conjunction with APMS.

When it comes to recording, the MiniDisc format is light-years ahead of cassettes, and not just in sound quality. Each digital disc contains a table of contents (TOC) of information on track numbers and recording areas. The player/recorder is able to read that information, and act upon it, for instance, to automatically locate the point at which a recording can begin and to keep track of (and inform you of) the remaining recordable time before you begin recording. Track numbers are automatically inserted when recording on a MiniDisc. With digital recordings (from CD, DAT, or MD), track numbers correspond to those on the original recording. With analog sources, a pause of more than 1.5 seconds is seen as a space between tracks, and numbers are assigned accordingly.



The on-screen Sharp MD Controller.

If you're sitting at the computer within arm's reach of the MD-X8, and you've got the remote control on hand, most of those features are redundant. But when it comes to recording from the Internet, and editing/titling Internet or any other recordings, this is the way to go. If you're familiar with working in the Windows environment, you'll have no trouble erasing, moving, or dividing tracks; or creating MD labels.

When you use the MD-X8's MD portion to record programming from the built-in radio, the entire recording is considered a single track. It is possible, however, to divide the recording into two tracks, perhaps to separate two different performers in a live concert, or back-to-back talk shows. When recording talk shows, you can double the disc's recording time by selecting monaural long-play mode.

One of the most convenient features about the MD-X8—one that's lacking

in most modern audio systems—is its built-in timer. Particularly in light of the unit's MD recording capability, whether the source be standard radio or Internet broadcasts, including a timer allows you to timeshift recordings. For instance, there's a show called *Hour of the Wolf* that airs on a local non-commercial radio station at the ungodly hour of 5:00 on Saturday morning. We enjoy the sci-fi short stories that are read, as well as the musical selections played. With the MD-X8 we can set the timer to record the show, and listen to it on a portable MD player at our leisure (on the train, in the car, or while walking). Time-shifting is similar to setting a VCR. Using on-screen menus, you select timer record, enter the start and stop times, the source, (and for radio recordings) the station preset number. By setting the MD-X8 to mono long-play mode, we were also able to tape "As I Please," which comes on at 6 AM. (In LP mode, we could record a maximum of 148 minutes.)

Unfortunately, the timer can be programmed to record only one event. Although the MD-X8 knows what date it is, the timer doesn't understand dates. You have to set the timer and put the unit in timer standby—which, like in early VCRs, puts the entire stereo temporarily out of service.

When recording from CD to MD, the easiest method is called One-Touch Editing. Load the CD, insert a MiniDisc, and press the CD-TO-MD button, and the disc will be copied, track by track. For custom recordings, the MD-X8 allows you to record single tracks, a series of tracks that appear in succession on the CD, or a selection of tracks that have been programmed using APMS. You can enter track titles, artist name, and the like with either the on-screen keyboard or a PC keyboard.

MD-to-MD recording can be done by connecting a portable MD player to the MD-X8. To make a straight copy, press the MD-TO-MD EDIT button, and the audible and text information will both be copied. The copy-protection scheme known as SCMS will not allow you to copy from MD to MD if the original MD was *digitally* copied from a CD, however.

Many of the MD-X8's features are commonly found on bookshelf MiniDisc systems, either because they're standard to the MD format, or because their inclusion simply makes sense. SRS 3D sound, a pre-programmed equalizer with six modes (flat, heavy-1, heavy-2, vocal, soft-1, and soft-2), and X-Bass low-frequency enhancer are all standard fare on good bookshelf systems. As we go to press, however, the MD-X8 is the only MD recording system to offer the PC connectivity that makes recording audio from the Internet a snap.

Such recordings require the purchase of the optional AD-AJ1 digital PCMCIA (PC-Card) sound card and cable. Also required is a computer running Windows 95, with a PC-Card Type II slot, a Pentium processor running at 75 MHz or better, at least 12 megabytes of memory, a hard disk with 2 megabytes or more, and a 1.44-MB floppy drive.

The sound card drivers and the MD controller are found on the included diskettes. The software must be installed before the hardware is connected. The sound card is inserted into the PCMCIA slot, the included cable connected to the card's 15-pin terminal, and then the cable's other end is plugged into the MD-X8's PC CNT input.

Because the sound card is Windows 95 plug-and-play compatible, installation went smoothly on our Compaq laptop. Once the drivers had been installed and the card inserted, the computer was able to download music from the Internet. The MD-X8 can record anything you can hear with your computer, including music stored in WAV or MIDI files, streamed audio from a RealPlayer, MPEG-2 and -3 encoded recordings, audio from a PC game or from a CD played in your CD-ROM drive, and input from a computer microphone. The soundcard converts the audio into a SPDIF digital signal that can be recorded on the Minidisc.

The type of file is selected from the on-screen Multimedia Properties menu. Playback is controlled with an on-screen Media Player, which features controls similar to those found on CD or MD player. Other options

and settings are accessed via pull-down menus from the Media Player's tool bar. For example, you would select "open" from the file menu to open a file, and then use the play button to begin playback.

Of course, you're going to need some files to open before you can start playing them. Where can you find them? Well, you can go out to a computer or musical instrument store and buy MIDI files on disk. You can also find floppies and CD-ROMs that have MIDI data on them packaged as supplements in computer magazines. But by far the greatest variety and selection can be found on the Internet. The next article in this issue of "Gizmo" tells you what's available, where it can be found, and how to get it.

Once you've got it, what can you do with it? Well, with the MD-X8, you can record it to MiniDisc to enjoy at home or on the road (if you also have a portable MD player). The AD-AJ1 software serves a second purpose: It turns your PC into a controller for the MD-X8. The on-screen MD Controller application can be used to turn on the MD-X8, activate all MD playback functions, adjust the volume and recording levels, display the disc and track names and playing/recording time, and control recording and editing functions.

The on-screen MD Controller has a large display that indicates disc and track names, track numbers, and playing/recording time. It offers a mixer, volume control and level meter, STOP, PLAY/PAUSE, FF/REV, REC, and APSS (Auto Program Search System) controls; and a RECORDING MODE button, for selecting stereo or mono LP mode. Clicking on the SYNCHRO REC button puts the MD in the recording standby mode, so that it will immediately start recording when music begins playing. Pressing the AUTO MARK button instructs the MD-X8 to record as a single track all of the songs played by the computer. The TOC EDIT button is used when you want to write to the MDs TOC, and MD LABEL is used to create labels for the MD currently in the player.

Pressing the on-screen ACCESS button puts the MD-X8 into its *Computer Network* mode. Recording from the

PC is as easy as putting the MD-X8 into synchronized record mode and playing the music you want to record.

Once a recording is made, the MD Controller simplifies editing functions, too. The PC keyboard (plugged into the computer, not the minisystem) can be used to enter disc and track names. The printer can then be used to output a hard copy of the MD label you've created, which is a definite improvement over trying to hand-print the names of all the songs that fit on an MD on a label small enough to be affixed to the disc!

The MD-X8 is a niche product that falls within a market niche. MiniDisc, while continually making inroads, has not yet gained mainstream status. It has found its greatest acceptance among young, on-the-go consumers. Internet audio has a long way to go before it even becomes noticed by the average consumer—so far, its biggest fans are computer-savvy young men. We suspect that there are a lot of college kids out there who would love to get their hands on the MD-X8 with its digital sound card accessory kit. The question is, can they afford it? Luckily for Sharp, the mini-system can stand well on its own, even without the Internet option, so its appeal should be widespread.

Netmusic

Tune into a world of audio programming—via the Internet!



We are firm believers in the individual's right to freedom of choice—but are well aware that most of the things we do in our lives are prescribed, or proscribed, by various factors. The society we live in, our socio-economic position, our level of education, our religious affiliation, our government, 23

and our families all strongly influence the choices we make. We're well aware, if not always on a conscious level, of the role those institutions play in shaping the way we decide to live.

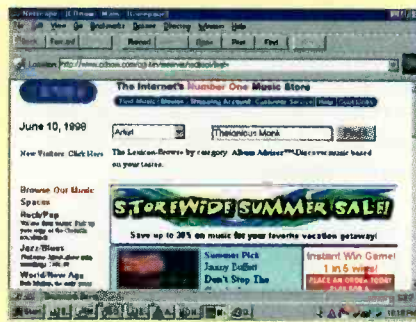
But there's another strongly influential factor in all of our lives: the technologies that are available to us. Of course, as technology opens new doors, old ones are slammed shut. Just try to get to the store by horse-and-buggy today. Unless you're living in Amish country, cars have effectively erased that option. And how about that box of 5 1/4-inch diskettes you have lying around? You won't find a computer that's compatible, except at flea markets or garage sales.

If we had to name any one technology that is most dramatically altering the way people work, play, and interact today, we'd have to say it's the Internet. Its impact has yet to be fully determined, but even in its formative years, its scope is remarkable and growing by the minute. Need to research a term paper, article, or a company that will be interviewing you for a job? Log on, search, and you'll be inundated with information. Want to network with working mothers, shortwave enthusiasts, stamp collectors, quilters? There's a chat group out there waiting with open arms. Need to make airline reservations, check the weather in Des Moines, find the lyrics to an old Steel Eye Span song, play a game of Scrabble, locate a copy of a video, an out-of-print book, or the latest CD? Try the Web.

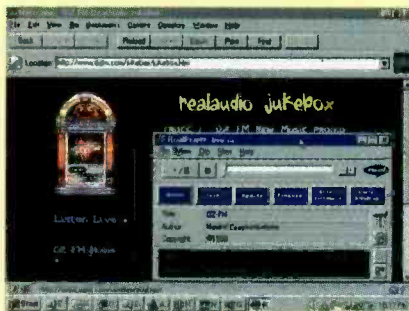
One thing the Internet seems destined to change is the way we produce, distribute, buy, and listen to music.

Taking advantage of today's multimedia home PCs, webmasters have been creating sites enhanced with graphics and sound. It stands to reason that a mainstream on-line music store would offer audible samples of the discs it's trying to sell. It's also not surprising that today's young, computer-savvy music fans would try to see just what they could get away with in terms of copying and distributing bootleg audio over the Net.

The world of Internet audio includes both those extremes, and everything in between. Anyone can log onto



Many Internet music sites are for-profit on-line record stores, such as CDNow.



The RealPlayer can be used to stream audio from a variety of sites, including Oz FM (www.ozfm.com).

cdnow.com and order CDs. If you want to penetrate the legally questionable world of bootleg music swapping, however, it will take some time and effort to locate the sites and to be admitted. We won't delve into that murky arena, but will focus on the above-board, legitimate sites that are offering a huge variety of music, talk, sports, and other programming over the Internet—usually with the intent of turning a profit.

In 1997, more than 30 million Americans used the Internet, either at home (about 60%) or at work. According to a WWW User Server survey from the *Graphic, Visualization, and Usage Center*, the average Internet user is 35.2 years old with a mean average household income of \$58,000. More than half of those surveyed have college or advanced degrees, 33.41% are women and 68.7% are men. Another poll, conducted by *Dataquest*, found that the most popular uses of the Internet were research/education (42.4%) and surfing (30.5%)—and that only 0.5% of respondents spend time using real-time Internet audio.

That figure is bound to rise sharply over the next few years. Consider a few more stats: More than 26,000 Web sites already use audio; *Yahoo!* adds 31 new music sites every day; 34% of the sites visited by people surfing from their homes are music related; David Bowie's *Telling Lies* single was downloaded 450,000 times in one week, by people in 87 different countries; and more than 15% of U.S. broadcast radio stations have an on-line presence. One artist and composer, Todd Rundgren (www.tr-i.com) is trying to sell his forthcoming album in a unique way and solely over the Internet.

Want to get in on the Internet audio action? It's not difficult, and—unlike getting in on the ground floor with other audio formats—it probably won't cost you a thing.

There's a good chance you already have just about everything you need: a multimedia computer, with sound card, speakers or headphones, and a modem with a minimum speed of 28.8 kbs; an Internet connection; and a Web browser. The one remaining "component" is an audio player that—get this—is completely free of charge. The audio player is actually a software utility. It can be contained in a Web browser or it can be a stand-alone application.

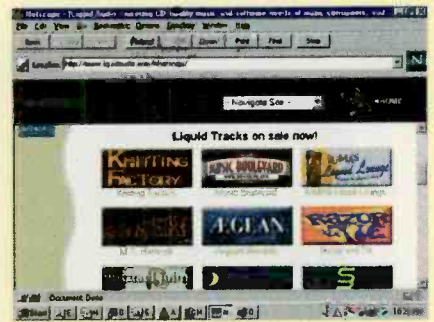
Several services have players available to be downloaded and installed, which is a mixed blessing. There's a lot of choice, but it can be a daunting task to learn the lingo and determine which is best for your listening style and tastes. But since money, for once, is no object, you can try out each one and use the one you like best, or keep several installed for when you might need them.

All of the audio available on the Net is, of course, in the form of digital data. The difference isn't in the data *per se*, but in the encoding and delivery methods.

The two most popular types of Internet audio delivery are via *streaming* and in file formats. Streaming audio is transmitted in close to real time. Packets of compressed audio data are sent to your computer, pass through a buffer (to minimize any interruptions caused by Net conges-

WHERE TO FIND INTERNET AUDIO

www.a2bmusic.com	AT&T's website features the company's own technology for downloading audio files.
www.audible.com	The site offers downloadable audio books, courses, and conferences. The company (Audio Web) also sells a device that records the programming from your hard drive so you can listen to it in your car.
www.audionet.com	This Internet radio network features music, audio books, sports talk, and the BBC.
www.cdnnow.com	Four years ago, twin brothers just out of college started this virtual music store that's now making millions each year!
www.davidbowie.com	David Bowie is one of many popular musicians with his own web site. (Try www.yourfavoriteartist.com and maybe you'll get lucky!)
www.hardradio.com	The world's #3 audio site and largest online music station, this site offers 24-hour, commercial-free music sample, news, reviews, concerts, and online chats.
www.iuma.com (or try http://207.126.103.17)	The Internet Underground Musicians Archive site offers works by independent artists.
www.liquidaudio.com	Here's where to get the Web's most popular file-format audio player.
www.macromedia.com	Home of Shockwave, an audio streaming system that integrates with Macromedia's Director multimedia authoring program.
www.musicblvd.com	This online music emporium is run by N2K (www.n2k.com), a company that would like to see electronic delivery supplant physical media. Music Boulevard offers more than 200,000 titles.
www.musicmaker.com	Go to this site to create your own custom CDs, with prices beginning at \$9.95 plus shipping costs.
www.real.com	Start here and download your RealPlayer 5.0!
www.rocktropolis.com	Here's where to find rock-n-roll.
www.thedj.com	Tune into any of this sites 60+ channels of non-stop music. If you hear something you like, link to CDNNow to buy it!
www.towerrecords.com	The music retailer giant has a commanding online presence as well.
www.unc.edu	This classical music site offers many links to other sites.



The tracks and discs on sale at the Liquid Audio site can be downloaded directly to your hard drive.



The LiquidMusicPlayerCD streams music, allowing you to preview the music that's for sale.

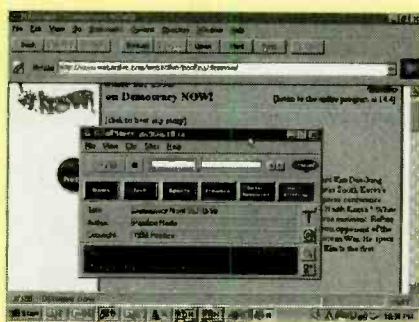
is RealNetwork's RealAudio (www.realaudio.com). An estimated 30 million RealAudio players have been installed, and the RealAudio Web site is among the top 10 most-visited sites. There are more than 450,000 hours of live audio content available over the Net every week. All different sorts of Web sites incorporate RealAudio files. You can find music to suit just about any taste, as well as sporting events, and radio broadcasts from around the world, static-free, and just plain free.

The RealAudio player is available at www.realaudio.com; the latest version is RealPlayer 5.0. Downloading and installing it is a simple matter of following on-screen instructions. After the file is downloaded, you close all open browser windows, launch the installation file, relaunch the browser, and you'll be ready to start listening (or, to be more accurate, to start looking for something to listen to—which we'll get to soon). The RealPlayer itself offers controls similar to those found on a CD player, with the addition of a viewing screen that can display

tion), and are played back. It's somewhat like listening to a radio or CD: Turn it on and music plays. When Internet audio is sent in a file format, such as .au, .wav, or .aiff, the data is reduced to allow quick transmission, the files are downloaded completely, and then they can be played back at any time. The fidelity is generally better

than that of streamed audio, but downloading files doesn't offer the immediate gratification of real-time listening. It's also possible to download MIDI files, and there are some CD-quality digital audio files available to be downloaded to your hard drive—or recorded to cassette, CD-R, or MiniDisc.

The leading streamed audio format



You can find all sorts of interesting radio programs on the Net, including Pacific Radio's "Democracy Now!"

promotional material, album covers, lyrics, and the like.

The technology behind the *RealAudio* player is scalable across various bandwidths. What that means to you is that, regardless of your Web connection (14.4-kbs modem or T1), you can receive audio programming in real time. That's not to say that you'll be hearing the same thing over a 14.4-kbs modem that you will over an ISDN or better connection. The audio quality is directly proportional to the speed of your connection. With our 28.8-kbs modem, the sound was decent. When the music began skipping due to overcrowding on the Net (actually, pausing to wait for the buffer to fill), we were advised to switch to a 14.4-kbs speed, and the drop in sonic quality was drastic. We wouldn't want to spend much time listening to music with such low resolution. For sampling new bands, however, or listening to international radio broadcasts, *RealAudio* was fine, even at the lower data rate.

Liquid Audio (www.liquidaudio.com) is to the distribution of file-format Internet audio what *RealAudio* is to streaming—the premiere Web site. In preparing music to be downloaded, *Liquid Audio* employs a suite of technologies, beginning with music mastering and software encoding, adding Dolby Digital noise reduction technology and watermarking tools to thwart would-be pirates and encryption technology. There is also *Liquid MusicServer* software, which delivers the audio files to your computers, and a Web-music player called the *Liquid MusicPlayer CD*. It resembles a CD player in that it provides the familiar

PLAY, STOP, PAUSE, FF, and REV buttons. And, like the *RealPlayer*, it also offers a viewing window, with a row of buttons beside it, from which you can choose to see displayed such options as lyrics, cover art, track listings, and promotional materials. Finally, the *Liquid MusicPlayer CD* has buying buttons—click on one to purchase the track, and on the other to buy the entire CD.

Liquid Audio's intent is to serve as a link between the consumer and the world of commercial music production. Right now, the commercial end consists primarily of small, independent labels, but *Liquid Audio* is vigorously pursuing partnerships and alliances not only with more mainstream record labels and artists, but also with powerhouse *Microsoft*, *RealNetworks*, and the *American Society of Composers, Authors, and Publishers (ASCAP)*. *Liquid Audio* recently announced plans to integrate support for *Microsoft NetShow 3.0* and to support the *Microsoft Advanced Streaming Format*, or ASF, which will allow music encoded for the *Liquid Music System* to be streamed by any ASF-compatible system. *Liquid Audio* also plans to make available a new *Liquid Music Player* media datatype for *RealNetworks* upcoming *RealPlayer G2*. So, in reality, it's not a matter of choosing between file format and streaming audio—the lines between the two are fuzzy, at best.

Liquid Audio uses streaming audio to allow you to preview music that you might want to buy. For instance, we logged onto liquidaudio.com, clicked on What's New, and learned of a CD set called *Jimi Hendrix: The BBC Sessions*, which consists of digitally remastered TV and radio performances recorded between 1967 and 1969 for the BBC by the *Jimi Hendrix Experience*. We were able to preview a few of the songs, view photographs and video (played at a very slow frame rate) of Hendrix and his band, and read the lyrics as we listened.

There's a plethora of music and other audio program out there, but finding what you want to hear can be a bit of a struggle. We've provided a list of several popular Internet audio

sites in the box on page 25, but it's by no means all-inclusive.

We decided to dive right in and start surfing. On our first expedition, we located a great site that provided real-time audio—music, news, you name it—from radio stations around the world—Great Britain, India, Italy, France, and about a dozen more. Any recent immigrant would enjoy listening to the sounds of home while working or playing on a computer. And the site provides a convenient way to hear news from other countries, something that is sadly lacking on most American TV and radio news programs. Unfortunately, at that point we were just playing around; we did not jot down the URL, and we have not been able to locate the site again!

In our attempts to do so, however, we did come up with another good one: a shortwave radio page on the Southwest Missouri State University site (www.smsu.edu/contrib/library/resources/swave.html). That one offered links to shortwave radio stations just about everywhere. We tuned into the BBC's *Science in Action* program, and heard stories about "gene detectives" who were tracing the migrations of early humans, a telescope powerful enough to see men walk on the moon, and "identity-challenged neutrinos."

It's both fun and frustrating to search out Internet audio sites. We experienced frequent problems—everything from a site not recognizing that we had downloaded the latest version of the *RealAudio* player to audio dropouts caused by Net congestion. We got "object not found" and "This server has reached its capacity for the requested URL" messages. But we kept on going and found some good stuff for our efforts.

Will the Internet supersede other ways of buying and listening to music? Not anytime soon, as far as we're concerned. There's been a lot of talk about convergence—the merging of home computers with home entertainment—but so far the PC seems to be staying put in the study, the TV and stereo in the family room. Will there come a day when everyone has an Internet connection in every room of the house?



When wireless, portable PCs become small and cheap enough to compete for listeners with the Walkman and the car stereo? Perhaps. But for now we're just glad to find a new place to search for interesting radio broadcasts, hear new bands, and shop for CDs without dragging a three-year-old through Tower Records.

Outdoor Listening

OPTIMUS PRO-LS3 INDOOR/OUTDOOR SPEAKER SYSTEM (Cat.No. 40-4079). From RadioShack, A Division of Tandy Corporation, 700 One Tandy Center, Fort Worth, TX 76102; Tel: 800-THE-SHACK. Price: \$200/pair.

We love to spend time outdoors in our yard in the spring, summer, and fall, puttering around the garden, reading a book, or just hanging around. The sounds of the wind rustling through the maples, birds calling, squirrels chattering—it's peaceful and relaxing.

Who are we kidding? Here on Long Island, whispering winds and singing birds get a lot of competition. There are lawn mowers and leaf blowers; airplanes, auto traffic, and the Long Island Railroad rumbling by; kids fighting or playing, but shrieking in any case; and their parents yelling at them to be quiet.

Then, just when we were about to

retreat indoors, close the windows, and turn on the air conditioner to avoid hearing a simultaneous medley of that inescapable song from *Titanic*, something unintelligible from Busta Rhymes, and "Don't Sleep in the Subway," the *Optimus PRO-LS3 Indoor/Outdoor Speakers* arrived from *RadioShack*. We decided to stand our ground, and see if they could help us reclaim our outdoor aural environment.

The PRO-LS3 speakers have a power-handling capability of 75 watts rms and are said to be able to handle peaks of 150 watts. Each speaker's 11- \times 7- \times 6-inch cabinet houses a 5-inch polypropylene woofer and a 1/2-inch ferrofluid-cooled tweeter. Designed for indoor or sheltered outdoor use, the cabinets are weather resistant to protect them from the elements, but they're not waterproof. When used outdoors, they should be placed in a protected spot.

Set up can be a breeze or a real headache, depending on where your source is located. There's nothing tricky about the supplied mounting brackets, and hanging the speakers is a straightforward affair. Running the wires can be difficult, especially if the source equipment is on the other side of the house. In our case, we snaked it from the living room down through the basement, out a hole drilled in the basement wall (for a previous outdoor-equipment installation), and back up

from under the deck. The manual recommends using 18-gauge speaker wire for runs of up to 25 feet and 16-gauge wire for longer runs.

The second story of our home (/office) is cantilevered out two feet beyond the first floor, creating an overhang that was ideal for sheltering the PRO-LS3s. A large deck spans most of the back of the house, with 6-foot lattice privacy fences on the sides. We mounted one speaker at ear level (when sitting) in each of the two corners formed where the deck meets the house, about 24 feet apart. We used the corner placement to boost the bass, and the speakers were well underneath the cantilevered overhang.

The manual recommends using one pair of speakers for every 200-400 square feet of space. In a larger area, you tend to get hot spots of loud sound near the speakers when you turn up the volume loud enough so that it's audible over the entire space.

Even in our less-than-ideal mounting locations, the *Optimus* speakers performed admirably, and we have no hesitation recommending them for outdoor use. We tended to do most of our listening at low to moderate volume levels to preserve neighborhood harmony, and the background music provided by the PRO-LS3s was pleasing whether we were lounging on the deck or doing the ubiquitous yard work. For parties, we could crank them up with equally pleasing results.

We feel a bit bad about contributing to our neighborhood's noise pollution level—but, hey, if you can't beat 'em ...

Gizmo News

Sega Pins Its Hopes on Dreamcast

Sega Enterprises Ltd., whose *Saturn* game player was trounced in the market by *Sony's PlayStation* and *Nintendo 64*, has announced plans for a next-generation system. The new system, to be called *Dreamcast*, is based on *Microsoft's Windows CE* operating system, which provides an open, expandable architecture. Three other big-name partners have contributed to *Dreamcast*. *Hitachi* provided a cus-

tomized SH4 processor; NEC designed the PowerVR2 3-D graphics engine; and the XG sound engine came from Yamaha. Dreamcast also features two 64-megabit synchronous DRAMs, a 12x CD-ROM drive, and an internal 33.6-kbps modem.

NEC is hoping that its second-generation graphics device, the PowerVR2, which can process more than 3 million polygons per second—about twice the rate of today's arcade games—and boasts a pixel-fill rate of 200 million pixels per second, will attract the notice of PC manufacturers. Charles Bellfield, NEC's multimedia strategic business unit manager, pointed out that game titles written for Dreamcast will also run on a PC "or other platform."

Yamaha is positioning its XG 32-bit embedded RISC processor, capable of 64-channel adaptive differential pulse code modulation, as the next-generation sound source—MIDI's successor. The XG format is backward compatible with MIDI.

What does all that souped-up hardware mean to the gamer? Excellent graphics and sound-processing power. Dreamcast's image-processing capabilities include fog, anti-aliasing, bump mapping, environment mapping, alpha blending, and spectacular effects, both in real-time and interactively, in 16.8 million full colors, with VGA resolution. To further sweeten the deal, Sega will offer *Visual Memory*, a PDA-like accessory that will connect with the controller to serve as backup memory and as a personal viewer, showing information that other players can't see in games with more than one player. *Visual Memory* also can be used as a stand-alone portable gaming machine.

Dreamcast will make its Japanese debut in November, but won't be available in the States until late 1999.

FTC Report on Consumer's Online Privacy

According to the Federal Trade Commission, consumers have little privacy protection on the Internet. The FTC's *Report to Congress on Privacy Online*, the result of a three-year study in which more than 1400

Web sites were surveyed, concluded that "industry's efforts to encourage voluntary adoption of the most basic fair information practices have fallen short of what is needed to protect consumers."

Of the Web sites surveyed, only 14% provide any notice of their information-collection practices, and only 2% provide a comprehensive privacy policy. Of the 212 children's sites, 89% collect "personally identifiable information" directly from children, and less than 10% provide for some form of parental control over the information gathered from their kids.

The report noted four information practice principles that "are widely accepted as essential to ensuring that the collection, use, and dissemination of personal information are conducted fairly and in a manner consistent with consumer privacy interests." Those four principles are notice, choice, access, and security.

"The Commission's survey of Web sites tells us that industry efforts to encourage voluntary adoption of these principles has not met with great success," said FTC chairman Robert Pitofsky. "More incentives are necessary to encourage self-regulation and to ensure consumers that their personal information will be protected online. In fact, the online marketplace is unlikely to reach its full potential until consumers are confident that adequate protections are in place to protect their personal information."

The FTC recommends legislation for protecting children's privacy online, calling for laws that would require Web sites that are aimed at children and that collect personal identifying information from children 12 and under to provide actual notice to the parent and to obtain parental consent. In cases where that information would allow someone to contact the child off line, and when the information is to be publicly posted or disclosed to third parties, parental consent would be required before the information was collected. When a child's e-mail address is collected (such as to enter a contest), the site must notify parents and give them the opportunity to have the address

removed from the site's database. When the children are older than 12, web sites would have to inform the parents that information was being collected from their children.

"The FTC's survey shows that many Web sites collect a variety of information from children, but that few take steps to provide for meaningful involvement from parents in the process," said Pitofsky. "That's why the Commission is recommending legislation that will put parents in control of information that is collected from their kids."

The FTC has developed a privacy web page called About Privacy (www.ftc.gov), where consumers can find information about how to protect their privacy online and off.

DVD-ROM Drives to Outsell DVD Players?

According to the British market research firm *Strategy Analytics Ltd.*, over the next few years, shipments of DVD-ROM drives will far outpace those of DVD video players. The company forecast shipments of less than one million DVD players in the combined U.S. and European markets over the next two years, while the emergence of PCs with 400-MHz-and-faster processors, as well as MPEG-2 decoding software, will prompt sales of millions of DVD-ROM drives in the same time frame.

"The success of DVD hinges on the home-PC market," said Strategy Analytics analyst David Mercer. "DVD video is achieving modest success, but its potential is limited. By contrast, millions of home-PC buyers will choose DVD-ROM simply as a better CD-ROM." Mercer noted that the growing home-multimedia platform will encourage the development of DVD-ROM versions as enhancements to CD-ROM titles, which will eventually lead to improved "edutainment" and games offering full-motion, full-screen video, and 3-D graphics.

Strategy Analytics expects sales of DVD players in this country to level off at about 500,000 units a year until DVD recorders become available (within ten years), allowing the digital format to replace VCRs. ■



Give a Friend a Year of Electronics Fun this Christmas...

Does fighting the crowds at Christmas short-circuit your holiday fun? Don't blow a fuse this year...for the friend who shares your love of project-oriented electronics — or a youngster who may need only a spark to ignite a life-long interest — give a gift subscription to Popular Electronics.

Popular Electronics readers get the know how they need to build exciting, educational, and useful projects like these...a professional-quality home-security system...an autoranging frequency counter...a nine-band shortwave receiver...a radio-controlled car...a telephone scrambler...an aviation receiver...and even a robot!

PLUS...Gizmo, our honest and straight-shooting review of the latest consumer-electronics gear...Market Center, featuring mail-order merchants that are ready to help you in all your hobby activities...articles and columns covering every aspect of the electronics hobby — including antique radio, shortwave listening, ham radio, computers, scanners, circuit design, and more!

SAVE MONEY...A great gift to receive, Popular Electronics is also a great gift for *you* to give! The Special Holiday Rate saves you \$41.89* off the newsstand price on each gift. You can save another \$41.89* when you start or extend your own subscription at the same time. It's our "thank-you" for sharing Popular Electronics with a friend at Christmas.

Send no money, unless you prefer. We'll be glad to bill you in January, 1999. Just take a brief moment to go over your gift list and make sure you haven't forgotten anyone who might appreciate the many benefits of Popular Electronics. Then write the names on the attached Gift Certificate and mail it back in the postage-paid reply envelope...we'll take it from there!

Your friends will receive a handsome gift announcement card signed with your name just before Christmas. And all through the new year they'll remember and appreciate your thoughtful gift! So don't blow a fuse...take it easy and enjoy the holidays. Give Christmas gifts of Popular Electronics!

Popular Electronics[®]

*Basic sub rate — 1 yr/\$24.99

NET WATCH

(continued from page 13)

Web interface, yet you can't send and receive attachments. Isn't that odd? But still, free is free, and for some people, *Juno* will provide a nice way to interface with the digital world, yet not shell out any cash to do so.

YAHOO! MAIL

No we're not just making an exclamation about the word "mail." *Yahoo! Mail* is a Web-based, free e-mail service from the Web's most popular site-indexing presence: *Yahoo!* This company wants you visiting its popular page as often as possible, and has found another way to keep Web surfers coming back on a regular basis.

Like *Hotmail*, *Yahoo! Mail* can be accessed from any machine that's connected to the Web and has a browser installed. However, it's not a clone of *Hotmail*. There are a couple of features that make *Yahoo! Mail* stand out.

For starters, the site you use to access your mail is directly linked to *Yahoo!'s* popular Four11 directory lookup engine. This can be handy if you forgot an e-mail address. If you know the address and details of the person you want to get in touch with, then why not keep track of him or her digitally? *Yahoo! Mail* provides a secure personalized address book that makes it easy to bring your contacts with you, without actually carrying them.

Now, let's mention a really incredible feature: You can access non-*Yahoo!* e-mail accounts! That's right, if you have a standard POP3 account, *Yahoo!* will allow you to check it and send mail through it. The convenience of this feature alone makes *Yahoo! Mail* worth the advertising you'll have to put up with.

Currently you can send or receive up to three attachments of 500K each in any e-mail message. The site claims that in the future this size may increase. As for regular e-mail size, you can store

up to 3 MB of data on the *Yahoo!* Server—not bad at all. As with *Hotmail*, customizable filters are available, so you can cut down on which messages you receive in the first place.

How do you sign up? We give, in "Hot Sites," the URL for the standard *Yahoo!* page. Click on the *Yahoo! Mail* link to sign up. The reason we didn't provide a direct URL is that *Yahoo!* made it (probably intentionally) impossibly long and full of symbols. The company wants to increase its site traffic, after all, and making you visit its base site first is a good way to do so. Of course, one extra click is no big deal, and if you want, you can bookmark the actual e-mail site the first time you visit.

Well, I guess that about does it for this month. Until we meet here again, send me e-mail with your new free account here at netwatch@comports.com, or a traditional USPS letter to *Net Watch*, **Popular Electronics**, 500 Bi-County Blvd., Farmingdale, NY 11735. ■

SCANNER SCENE

(continued from page 18)

Force, Marine Corps, Air National Guard, MARS, and Army Engineers units. Monitoring in LSB and USB modes also netted satellite activities on 149.91, 149.94, 149.97, 149.98, and 149.99 MHz.

Readers from all areas keep reporting hearing two-way military traffic

smack in the middle of the 46-MHz cordless telephone band. Crazy, but not quite as weird as it seems. For a great explanation, check out the "Editorial" section that you can access at www.crb-books.com. Good stuff and scanner links there, too!

BITS 'N PIECES

Ever see those electronic monitoring ankle bracelets worn by prisoners who serve their time confined to their home? If the prisoner strays outside the boundaries of his home, the loss of the ankle bracelet's radio signal on a receiver placed in the home causes it to notify police. The confidential frequencies used by most of the electronic monitoring prisoner bracelets are 168.898, 168.922, and 314.40 MHz.

Did you see the film *Tornado*? How about that two-way radio system used by the tornado chase vehicles? If you live in Tornado Alley (the Midwest, Kansas, Oklahoma, or Texas), punch frequency 165.4375 MHz into your scanner. It's the primary repeater frequency used by the tornado-chase teams from the *National Severe Storms Laboratory*. The repeater is located in an aircraft, providing coverage over a wide ground area. Another channel is 163.10 MHz, which is for direct car-to-car communications.


Keep in touch with us! Our e-mail address is: Sigintt@aol.com. Or, write to us at Scanner Scene, **Popular Electronics**, 500 Bi-County Blvd., Farmingdale, NY 11735. ■

HOT SITES

Hotmail
www.hotmail.com

Juno
www.juno.com

Yahoo! Mail
www.yahoo.com



"Be careful up there—you just cut the LAN cable...!"

PUTTING TOGETHER YOUR OWN COMPUTER— FROM ATX TO ZIF

Building your own PC has never been easier and less expensive than it is today. Here is some advice on determining the selection of each major component in your computer, as well as some of the pros and cons of the many decisions you must make.

Although advances in the personal computer appear to be reaching consumers at a breakneck pace, the knowledge needed to build your own PC is not as complicated as the engineering behind the latest developments in computer hardware. In fact, building your own computer has never been easier than it is today. It has also never been less expensive. However, those are not the only reasons to build your own computer. With the price of a fully loaded system under \$1000, the savings are not what they used to be. The most compelling reason to build your own system from scratch, is that it will give you an education only such a hands-on experience can provide. By learning the techniques involved in building a PC, you can do upgrades and repairs much more easily, and that's where the big savings come in.

You may decide that a simple replacement of the motherboard and CPU is all that is needed. All other components from your old system



RAFAEL AVILA

may still be usable. If this is the case, you can bring your computer up to current cutting-edge speeds for less than one-quarter of the price of buying a new system.

This article provides commentary and step-by-step instructions on how to put together your own computer quickly and easily. Each major component in the computer is dealt with individually, and some of the pros and cons of the many decisions you must make are addressed. I do not recommend any specific make or model. However, at the end of each section, I have described the exact make and model that I chose for the construction of my system. This ensures that **Popular Electronics** readers are able to see what I did and to create their own up-to-date, powerful, working PC.

In The Beginning... Let's assume that you are starting out with nothing, nada, zippo! Here are the components you will need:

- Case and Power Supply
- Motherboard
- CPU
- RAM
- Hard Drive
- Floppy Drive and CD-ROM
- Video Card
- Sound Card/Speakers
- Modem
- Keyboard and Mouse
- Monitor
- Printer, Scanner, etc.

The first decision you need to make is whether to buy a kit or to pick and choose each of the major components. Many companies sell kits or bare-bones systems that you can assemble yourself (companies such as *CDW*, *MicroWarehouse*, *TigerDirect*, et al.—see Vendor List). The only disadvantage to a kit is that you may be limited to the hardware sold by the vendor. However, this is usually not a problem, as the better kit vendors allow you to swap hardware from among the products in their catalog, as long as you pay the difference in price for more expensive items. In addition to the valuable package-deal savings you get, there are other advantages to buying a kit from a good hardware vendor. One is that kits are generally very inexpensive compared to buying each

individual component. Another benefit is that you don't have to worry about whether the components will work together. For example, one of the most embarrassing mistakes an amateur PC builder can make is to order a motherboard that doesn't fit the case. Make sure that the two are compatible. On the other hand, a good kit vendor will already have done that for you. Often these vendors will also offer 90-day depot warranty, besides telephone support. There are a few other similar considerations to take into account, which we will get into later. While we are on the subject of compatibility, let's start there—with the case, or chassis, as it is sometimes called.

Case and Power Supply. Cases and power supplies are most often sold together as a unit. While they can be purchased separately, it is usually less expensive and less troublesome to buy them together.

Case—When you choose a case or any other computer component, it's a good idea to think ahead. Consider not only the amount of desk or floor space available for the case, but also think about how you will be using your system in the future. Will you require many peripheral components, like a modem, a sound card, or a scanner? Usually, the more peripherals you intend to install, the more expansion slots you will need. Your case, therefore, should have enough bays to accommodate the number of expansion slots for the components you want to install. Keep in mind that your choice of motherboard also hinges on the number of peripherals that will be added, and it must have an appropriate number of expansion slots for your needs.

Choosing among the most popular case models is fairly simple, because there are only two that fit most people's needs: the AT (and baby-AT) and the ATX designs. While the overall size of the case can be either mini, mid, or full, the AT and ATX categories dictate the position of expansion slots, mouse, video, serial and parallel ports, and most importantly the mounting holes. The AT design is generally larger, older, and more appropriate for use

ACRONYMS

AGP	—Accelerated Graphics Port
BIOS	—Basic Input Output System
CD-ROM	—Compact Disc-Read Only Memory
CPU	—Central Processing Unit
DIMM	—Dual In-line Memory Module
DMA	—Direct Memory Access
DSVD	—Digital Simultaneous Voice and Data
EDO	—Extended Data Out
EIDE	—Enhanced Integrated Drive Electronics
I/O	—Input/Output
ISA	—Industry Standard Architecture
ISDN	—Integrated Services Digital Network
ISP	—Internet Service Provider
MIDI	—Musical Instrument Digital Interface
PC	—Personal Computer
PCI	—Peripheral Component Interconnect
PnP	—Plug and Play
RAM	—Random Access Memory
SCSI	—Small Computer System Interface
SDRAM	—Synchronous Dynamic Random Access Memory
SIMM	—Single In-line Memory Module
SVD	—Simultaneous Voice and Data
SVGA	—Super Video Graphics Adapter
UDMA	—Ultra-Direct Memory Access
USB	—Universal Serial Bus
VGA	—Video Graphics Array
XGA	—Extended Graphics Array
ZIF	—Zero Insertion Force

where space is not a concern. It may also be okay for a person who foresees the need to add on many peripherals, as AT cases often come with ample expansion slots. For those who have limited space and little need to add peripherals, there is the more compact "baby-AT" case design.

However, by the time this article is printed, there may be no choice at all. Improvements, like better power and port connectors, can be found in the newer ATX design, which is quickly replacing the ATs and baby-ATs. The ATX is more efficient with its use of space, and it often accommodates more ISA and PCI slots for a greater number of peripheral components. It is also the design to which most computer hardware manufacturers seem to be switching. In addition, most ATX cases can accommodate any AT, baby AT, or ATX motherboard, leading to fewer logistical problems.

Power Supply—Your choice of power supply is also fairly simple. The choice depends on the amount of internal hardware that you intend to

add to your system, like extra hard drives, floppy drives, CD-ROMs, tape or disk-backup drives, etc. The more power-hungry internal hardware you wish to add, the more power you will need. Because the price per watt is very cheap, it's always better to opt for more. Most fully loaded systems require no more than 200 to 260 watts. However, some voracious systems, like those with dual processors and many peripherals, can easily gobble up 300 watts or more. One important thing to remember is that a faulty power supply can literally fry some of the most expensive and irreplaceable pieces of hardware in your system. Therefore, choose a brand new power supply.

In purchasing the hardware for my system, I decided to go with a package deal from a mail order catalog company called TigerDirect, for some of the major components. Tiger allowed me to choose a case, a power supply, and a motherboard from their catalog as a package. Purchasing this way was less expensive than shopping for each individual component, and it gave me the flexibility to choose from a variety of components. As for the other major components, described in the following sections, I decided to purchase them individually.

In my system, TigerDirect's ATX six-bay case comes with a 235-watt power supply. The six-bay (six expansion-slot bays) feature helps to alleviate my anxiety over running out of expansion slots. Another feature that sold me on this case was its three full and two half-height external-drive bays and one internal-drive bay, allowing me to install almost any arrangement of drives.

Motherboard. The motherboard, as its name implies, is one of the most important components of a PC. Accordingly, your selection of the mother of all computer components should be undertaken with great care. As alluded to earlier, the dimensions of your motherboard should fit those of your case. Correctly matching a motherboard and case is a very simple task, because most makes come in both

AT or ATX dimensions.

Now that you have matched your AT or ATX motherboard to an appropriate case, the next question you must ponder is, "What kind of physical performance do I want from my system?" Speed and other qualities do not only depend on the MHz value of the CPU, but also on such factors as cache, bus speeds, and quantity and type of RAM.

Cache—Cache on the motherboard refers to an area of memory where the CPU can temporarily store data for very quick access. Most motherboards today come with at least 512 kilobytes (kB) of cache. However, the newest motherboards designed for Pentium II processors may take into account that Pentium IIs have a quite sizable on-chip cache—eliminating the need for cache on the motherboard.

Bus Speed—Performance also relies heavily on the system bus speed. Bus speed can be thought of as the rate at which the CPU communicates with the rest of the system, through the motherboard. The higher the system bus speeds, the faster your computer will work. Currently most motherboards come set at 66 or 75 MHz. However, at such low bus speeds, the newest 400- and 500-MHz Pentium systems would be restricted to performance typical of current 300-MHz systems. To accommodate the latest Pentium II processors, motherboards now have system buses that run at 100 MHz.

RAM—Without getting into the technicalities of how RAM (Random Access Memory) actually works, it will suffice to say that it is required in great quantities for the manipulation of large files. And more is always better (see the detailed section on RAM that follows).

My recommendation is to select a motherboard capable of accepting a variety of technologies. For example, almost all of them sold today are capable of using SIMM (Single In-line Memory Module) RAM. The newer DIMMs (Dual In-line Memory Modules) are faster, which is why they are slowly replacing SIMMs. Most motherboard manufacturers are including both SIMMs and DIMMs slots, so that their customers can use one or the other or both. Your best choice is a mother-

board that has both slots.

No matter what type of memory your motherboard accepts, it must match the actual memory modules you purchase. Older SIMMs come in two forms—non-parity and parity. However, newer motherboards are equipped to handle faster EDO SIMMs and faster still SDRAM memory modules. Be sure the motherboard you choose can handle the RAM modules you chose.


Expansion Slots—A similar consideration in selecting a motherboard hinges on whether or not you will be installing older peripheral components, like those you may have cannibalized from an older system. If you are buying new peripherals, like tape drives, a scanner, a MIDI-sound card, a modem, a video-input device, etc., your choices may be somewhat easier than if you intend to install older devices. You would simply opt for a motherboard with expansion slots that are mostly, if not all, the faster PCI variety. On the other hand, you may be able to achieve excellent functionality and acceptable performance, while saving buckets of cash, by using older ISA-type peripherals, which require ISA expansion slots on the motherboard.

Let's assume you've decided to take the middle ground. You have some old ISA hardware you wish to use and some brand new PCI hardware you expect to purchase. You must now make a judgment call as to how many of the older type of ISA expansion slots, and how many of the newer type, PCI, expansion slots you want.

Whenever possible, you should opt for PCI components over ISA. PCI components can exchange 32 to 64 bits of information at a time, while their ISA counterparts can only send or accept 16 bits per parlay. On the other hand, with some components you may not notice a difference anyway. For example, a 28.8 kilobytes per second (kbps) or faster internal modem, hooked up to a standard non-ISDN phone line, will only be able to transfer data at a maximum of about 28 kb, due to the bandwidth limitations of common copper telephone wires. Limited at 28 kbps, an ISA 16-bit transfer will be able to transfer a signal equally as

fast as a 32-or 64-bit PCI card. In my experience, the difference in performance, especially on the Internet, is entirely negligible. If you know that faster phone line (e.g., ISDN) service is too costly, and is likely to remain so, an older ISA internal modem may be right for you. Otherwise, it is always best to view your future system with optimism and opt for a PCI device.

Another component to consider in selecting a motherboard is the I/O controller. Short for Input/Output controller, this device enables your computer to communicate with various data storage and retrieval devices, like tape drives, and CD-ROM and hard disk drives. There are really only a few popular I/O conventions by which most disk drives operate, EIDE (Enhanced Integrated Disk Electronics) and SCSI (Small Computer System Interface—pronounced “skuzzy”). Enhanced IDE technology took the older IDE convention and removed the controller from the actual hardware device. EIDE technology uses an IDE-controller built into the motherboard to run the hardware. The result is much better, faster, performance. Let’s limit this trade-off to EIDE I/O controllers and devices because, although slightly faster, SCSI devices are less



The MicroStar MS-6111 is an ATX motherboard, which is designed to work with the Pentium II CPU and accepts four DIMM SDRAM memory boards.

popular among home PCs, and they are also somewhat more expensive. When purchasing a motherboard, make sure that there is an onboard EIDE controller and at least one EIDE socket. Otherwise you will have to use an expansion card I/O controller to connect your hard drive and CD-ROM. This would take up valuable expansion slots.

It is important to mention a new design trend that experts predict will

replace the EIDE technology. It is called Ultra-DMA (UDMA), and it is considerably faster than the existing conventions. While EIDE has a 16-megabyte per second (Mbps) transfer rate, UDMA has a 32-Mbps-transfer rate. For those who always want to stay on the cutting edge, the UDMA is an absolute necessity on the motherboard. However, going with UDMA means spending a bit more for the motherboard, as well as

MANUFACTURER	MODELS	EXPANSION/ INTERFACE	MEMORY SOCKETS	FORM	PRICE
ASUS	TX97/TX97-X	4 EIDE 2 Floppy 2 Serial 1 Parallel Port	3-168 DIMMs	AT or ATX	\$145
Tyan	TOMCAT IV Dual	4 EIDE 2 Floppy 2 Serial 1 Parallel Port	8-72 SIMMs	AT	\$179
Super-Micro	P5MMA 98	4 EIDE 2 Floppy 2 Serial 1 Parallel Port 2 USB	4-72 SIMMs 2-168 DIMMs	ATX	\$135
TigerDirect	A13-MB 21B	4 EIDE 2 Floppy 2 Serial 1 Parallel Port 2 USB	4-72 SIMMs 2-168 DIMMs	ATX	\$209.99

for the UDMA devices. Luckily, some UDMA-equipped motherboards accept either UDMA or EIDE devices in the same socket, you can upgrade from EIDE to UDMA devices.

MicroStar manufactured my choice of motherboard—their model MS-6111. This is, of course, an ATX Slot-1 motherboard, so it fits nicely into my ATX case, and also allows my power supply to snap right in with no problems. Designed to work with the Pentium II CPU, this motherboard is equipped with a Pentium II Slot-1, which holds the Pentium II CPU. It has four sockets, ready to accept four-DIMM SDRAM memory boards.

Another important feature of this motherboard is the presence of three-ISA and four-PCI expansion slots. Since I will be using some older components, it is comforting to know that I have plenty of available ISA slots. And I still have four PCI slots for my newer devices. Furthermore, this motherboard has one Accelerated Graphics Port, slot, AGP which holds an AGP video card. AGP video cards are superior to older video cards, which were primarily of the PCI variety. The newer video cards, based on AGP technology, can transfer 528 Mbps, which is ten times faster than a regular PCI video card.

Onboard dual-channel device controllers allow up to four EIDE devices, or the newer faster Ultra DMA devices like hard drives, CD-ROMs and some tape drives. In addition, there is an onboard floppy-drive controller, which can handle 5.25-inch and 3.5-inch floppy drives, including the most popular 1.44-MB drive and the newer 2.88-MB drive.

Several attributes that have not been described, but are nevertheless good to have on a motherboard are an Intel 44LX chipset, and an AMI BIOS, with plug-and-play (PnP) support and two Universal Serial Buses (USB). USB allows you to add up to 127-serial devices on each serial port. Therefore, in the future if I wanted to add 254 printers, scanners, or any combination of

up to 254-serial devices, I would have no problem.


Shopping around for the best value is somewhat tricky, because there are so many components to keep track of. The data in Table 1 may come in handy when comparison-shopping for motherboards. Please note that by the time this article is printed, prices will surely have changed dramatically. You would do well to use Table 1 as a guide for filling in the data you collect from vendors and manufacturers. Note that although all the motherboards in the chart seem to match fairly well, the least expensive ones are missing features that the more expensive ones have. It is up to the buyer to determine whether or not those features are worth the extra money.

CPU. With the advent of Intel's Pentium II CPU, the general look of motherboards has once again changed dramatically. Until very recently, CPUs occupied a distinct square socket called a ZIF (Zero Insertion Force) socket (see motherboard section). Pentium IIs, however, have now been placed on a card which fits into a CPU slot, called Slot-1, which is similar in appearance to the SIMMs and DIMMs slots. In addition to taking up less space on the motherboard, the new design makes it impossible to misalign the CPU upon installation; older CPUs could be installed in three incorrect

out of four possible orientations in the ZIF socket. Be aware that if you have chosen a Pentium II CPU, you must purchase a Pentium II motherboard with a Slot-1 CPU slot. Likewise, if you have purchased a CPU designed to fit into a ZIF socket, your motherboard must come equipped with a ZIF socket. (Please note that I use the term ZIF socket loosely here, meaning that the socket must be designed to accept the Pentium CPU. Not all Pentium and Pentium-like CPUs truly require zero force for insertion.)

For those willing to venture beyond the confines of Intel's wide CPU selection, there is much to be gained by purchasing competitive processors (not the least of which is a hand-full of greenbacks). Most people don't know this, but Cyrix/IBM, AMD, and a small number of other CPU manufacturers have been quite successful at eliminating compatibility problems, so that they now provide excellent substitutes to Intel products, at significant savings.

RAM. Measured in bytes, with current systems requiring 16 megabytes or more, RAM is used by your computer to load program instructions and store running files. The larger the programs and files one is working with, the more RAM one can expect to use. Thankfully RAM is recycled when a particular program no longer needs it, so we do not have to continuously fill up with RAM—like



The new Intel Pentium II is the latest 400-MHz MMX "speedburner" CPU.

we do with gasoline in our cars! However when almost all of the RAM is used or occupied by the data or code of program(s) running on the system, the computer must wait until more memory is recycled and available. Without enough RAM, this waiting time can make even the fastest systems seem extremely slow. Thus, it is always good to have plenty of RAM available. To ensure this, most PC builders are advised to have at least 16 MB of RAM. However, with the increased popularity of RAM-thirsty, multimedia applications, it is recommended that at least 32 MB of RAM be installed into the SIMMs or DIMMs slots on the motherboard. On almost all modern motherboards, both SIMMs and DIMMs must be installed two boards at a time. Therefore, if you wish to have 32 MB of RAM, you must purchase two 16 MB boards. Keep in mind that DIMM memory runs much faster than SIMM memory, and your allocation of RAM to either DIMMs or SIMMs slots should take this into consideration. If speed is most important to you, then you will want to purchase more DIMM memory for your available DIMM slots.

Two 32-MB SDRAM DIMMs boards were deemed satisfactory for the applications I intend to run on my system. I chose a reli-

able manufacturer called PNY Technologies to ensure the proper functioning of both boards. Beware of some very inexpensive RAM boards, I've purchased quite a few duds that worked at as little as one half capacity.

Hard Drive. When searching for a hard drive, there are several characteristics you should look at to suit your needs. They are capacity, seek time, and compatibility with your system.

When it comes to capacity, size definitely counts—don't let anyone convince you otherwise. The larger the hard drive the better. Although having six or more gigabytes (6 GB) of hard disk space may seem exorbitant, it isn't. You always seem to find yourself needing more space, as programs continuously increase in size. A small note of caution for anyone thinking about cheapening out on a small, less than 1-GB hard drive. To comfortably hold and use only ten of the most popular Windows 95 applications, like *Office 97*, *Corel DRAW*, *Microsoft Access*, etc., your system can easily eat up over 500 megabytes, without saved data files. Your data files will gobble up even more hard-drive space.

As with every other component described in this article, compatibili-

ty is a major concern when it comes to choosing a hard drive. If your motherboard is equipped with an EIDE controller, you must choose an EIDE-compatible hard drive. Likewise, if your motherboard has a UDMA controller, you must choose a UDMA-compatible hard drive. Fortunately, many of the newer UDMA hard drives are backwards compatible. That is, they are capable of working with EIDE controllers. This is good news for anyone looking to purchase a new hard drive for an older motherboard.

Measured in milliseconds, the hard drive access time, also referred to as speed, is the time it takes a hard disk drive to locate and retrieve a sector of data. Naturally, the lower the access time, the faster the hard drive. Access times for very old hard drives were in the range of 100 to 85 milliseconds. Thankfully such dinosaur parts are no longer available. Currently EIDE hard drives generally have seek times in the teens, while the newer UDMA hard drives have seek times of less than ten ms. In actuality, there is a small but noticeable difference between the EIDE and UDMA hard drives. Depending on what your needs are, a less expensive EIDE drive may be satisfactory.

For my system, I purchased the Western Digital, 6.4 GB, UDMA hard drive. It has a seek time of less than 9.5 ms, and a transfer rate of 33 MB per second. The price was \$230, from TigerDirect's catalog.

Floppy Drive and CD-ROM. A floppy drive and a CD-ROM are two components that are essential for the setting up of your computer. Whereas in the past, only the floppy drive would have sufficed, nowadays such giant operating systems as *Windows 95* and applications such as *Office 97* are installed from a CD requiring that your system have a CD-ROM. While advances in computer technology have accelerated for the last decade, floppy drives have essentially remained the same. A standard 1.44-MB, 3.5-inch floppy drive will allow for the installation of small programs and transfer and storage of small amounts of data. Most motherboards have an on-



Pictured here is Seagate's Cheetah 9LP hard drive, which has the fastest average seek time of any Winchester-type disc drive, as low as 5.2 msec during read operations. The drive also delivers top performance with sustained data transfer rates reaching over 20 Mbps.

Times Are Tough...



Today's headlines scream of the lack of qualified individuals to fill new and existing high-tech job openings. If you feel the robust economy is passing you by, there is something you can do about it. **Become CIE Qualified.** Since 1934, The Cleveland Institute of Electronics has been providing its students with the necessary technical and academic credentials employers are seeking. In fact, CIE was started in 1934 to fill a similar void in the radio/television industry.

Since then, CIE boasts of over 150,000 worldwide graduates who have benefited from a patented, independent-study program that lets the student complete a Career Course, Associate Degree program, or through our affiliate school

World College, a Bachelor Degree program.

If you are currently "under-employed" and want to increase your level of income, the most proven method is an education. With CIE's independent-study program you study when and where you wish with no time constraints on how quickly you can proceed. And though it is an independent-study program you have the full support of the faculty and staff at CIE's Cleveland Campus.

To discover all the Benefits, Career Courses and Degree Programs available from CIE send for your Free Course Catalog Today!

The Cleveland Institute of Electronics has been approved for the training of eligible veterans and active duty military service members, under the G.I. Bill.

Military tuition assistance (Up-Front and Basic) is also available under the DANTES Distance Learning Program.

...For Employers



BUSINESS NEWS
Employers Searching For
Qualified Candidates

F R E E C A T A L O G



Cleveland Institute of Electronics
1776 E. 17th Street
Cleveland, Ohio 44114-3679
Visit Our Web-Site: www.cie-wc.edu

*A School of Thousands.
A Class of One. Since 1934.*

YES! Please send me a catalog. AH126

Name: _____

Address: _____

City: _____ State: _____ Zip: _____

Phone Number: _____

Check Box for a Bulletin on Military Education Benefits:

VA Benefits DANTES Benefits


board floppy drive slot, which attaches a floppy drive to a built-in controller through a small ribbon cable. Since driver software is required to run a CD-ROM, you will need to install such software with the aforementioned floppy drive. For those anticipating running older programs or shareware software, a 5 $\frac{1}{4}$ -inch floppy drive may also be necessary.

CD-ROMs, unlike floppy drives, have followed the industry's trend towards becoming faster. Only seven or eight years ago, CD-ROMs were at the 1x and 2x speeds, while today the current CD-ROM speeds are at 100x. While this may be good for some high-end graphics applications, the 24x CD-ROM suffices for most home applications. These CD-ROMs are usually of EIDE technology and connect to the motherboard's EIDE slot through an EIDE ribbon cable.

I chose a Mitsumi standard 1.44 MB, 3.5-inch floppy drive, which sells for between \$20-\$30 in almost any computer-sellers' magazine. As for the CD-ROM, I chose Creative Lab's Soundblaster Vibra 24x for approximately \$110.

Video Card. The latest technology in video cards is the accelerated graphics port. AGP-video cards are superior to older video cards, which were primarily of the current PCI bus and ancient ISA bus varieties. The newer video cards, based on AGP bus technology, have transfer rates 10 times faster than regular PCI video cards. At up to 528-Mbps transfer rates, AGP cards are much better for multimedia applications, movie players, and 3-D video games. The all-important transfer rate is a primary indicator of performance; the higher this number is, the better performance you will see. Another factor in the performance is the amount of RAM the card itself holds. Just like RAM on the motherboard, more is better, and many current PCI and AGP cards allow you to add more RAM if you need it. Four to eight megabytes is sufficient for most common applications.

For my system, I purchased the ATI Technologies XPERT XL, which uses AGP-bus technology and



Video or graphics accelerators allow full-motion video playback, fast 3-D and 2-D graphics, 16.7 million colors (1280 × 1024), and up to a 200-Hz refresh rate.

comes with 4 MB of RAM. Through Tiger Direct, this video-graphics card was \$89.99.

Sound Card/Speakers. There are a great number of features that have been incorporated into sound cards, and your choice of features will affect the price. Thus, sound cards come in many flavors. Among the most important characteristics are the transfer rate (the rate at which the card actually communicates with the motherboard), and whether it supports duplex technology, whether it supports wavetable synthesis, and whether it is MIDI-capable. Let's first get into some definitions.

Transfer rate is very important when it comes to sound cards, because large amounts of information go into the generation of small amounts of complex music and sounds. As mentioned in the motherboard section, the architecture of the card, PCI, ISA, etc., determines the rate at which the card can transfer information. Better sound cards will be of the PCI variety, meaning that they can transfer information 32 bits at a time. Some estimate that ISA sound cards transfer data at 25 to 50 percent of the speed of PCI cards.


Wavetable synthesis is very important for more discerning listeners, because it allows the sound card to draw from a set of previously defined sounds or voices. This technology, previously used only by those in the music industry, plays digital samples of actual musical instruments. The result is a more realistic sound. The

number of voices in a sound card is important to those who take their PC's sound seriously.

MIDI input and output is a great feature of many multimedia applications. Short for Musical Instrument Digital Interface, this is an electronic format for defining the specific sounds that certain instruments make. It allows for far more compact storage of musical data. In order to convert such data into analog signals that can be played on your system's speakers, your sound card must be MIDI-capable. Also important for musicians is the reverse of this application. That is, some musicians require a sound card that is capable of translating analog sound from a microphone or other input device into MIDI data.

As far as speakers are concerned, the more watts, the more power you have when the volume is increased. Choosing speakers is like looking for a good stereo system. You can get monaural-types, speakers with woofers and tweeters—just about any combination that could whet the appetite of an audio aficionado. Since most computer speakers come with built-in audio amplifiers, which require a source of AC/DC power to operate, make sure your speakers come with an AC adapter. Also make sure they are magnetically shielded.

For \$29.99, I chose the Hi-Val Wave32 sound card, which uses 32-bit PCI technology. It is MIDI-capable and has a wavetable synthesis with 32 voices. The desktop speakers consisted of a



Most of the newer sound cards use wavetable synthesis to digitally produce up to 128 instrument sounds, 132 percussion instruments, and 3-D sound—like a whole orchestra from your computer!

pair of JBL loudspeakers, model Media 100, which have a maximum audio output of 6 watts (12-watts stereo), a frequency range of 75 Hz–20 kHz, a 3-inch low-frequency woofer, a 1-inch high-frequency tweeter, and, of course, an AC adapter. Cost was \$49.99 each.

Modem. With the growth in popularity of the Internet and the World Wide Web, the importance of a modem cannot be understated. Anyone who has any practical (or impractical) use for a computer can benefit from the wealth of resources available through a modem. As one would expect, the modem has experienced many technological advances over the years. As a result, there are a number of things to consider when choosing a modem.

The first thing is whether or not you wish to use an internal or an external modem. Aside from the issue of desk space, there may be some physical limitations that will push you toward one or the other. If you are considering an external modem, you will need to make sure that you have an available COM-port. Most motherboards come with an onboard COM-port. However, some systems either do not have a COM-port, or have only a single COM-port, which is devoted to another device. In such circumstances, one would have to install an additional I/O board that has a COM-port. Such a board must be

installed into an expansion slot. For computer systems, which have no available expansion slots and no available COM-ports, a modem cannot be installed—much less an external modem. For internal modems, all that is required is an available expansion to hold the modem card (which is then identified by the system as a COM-port). A system with no available expansion slot, but which has an available COM-port, can only use an external modem. For the most part, though, internal modems are more economical, as you can generally get better performance for less money.

Before choosing your modem, a little history lesson is in order. Kilobytes per second is the name of the game, when it comes to modems. Thus, it is not difficult to track the recent technological advances in modem design and protocol. Just a few of years ago, circa 1990, (which is several generations in computer advances!) 14.4 kbps, or simply 14.4K, was considered a comfortable speed for a modem. (Anyone who uses the Internet a lot can tell you that there is no great speed for a modem, as anything shy of instantaneous is still not fast enough.). However, this number does not ensure that a modem will always operate up to its corresponding kbps rate, nor does it limit the speed at which a modem will operate. There are other factors that limit or enhance the actual throughput of a modem. One factor is the proto-

col that a modem employs to transfer data. The ITU-T (International Telecommunication Union-Telecommunication Standards) group, defines standards for modem protocols. Manufacturers configure their modems to accepted ITU-T protocols. (Though there are exceptions.)

The protocol for 14.4K-modems is called V.32bis. It is somewhat antiquated, but it does the job for 14.4 kbps transmission. With more modern 28.8-kbps designs, a new protocol called v.FC became the accepted standard. Here's where things get messy. The advent of 33.6K-modems saw the birth of the V.34 protocol, which, as one might expect, handles speeds up to 33.6 kbps. However, some manufacturer's 28.8K-modems are upgradable to newer protocols. Therefore, some 28.8K-modems have actual speeds of 33.6 kbps.

If the thought of a 28.8K-modem operating at 33.6 kbps is a little confusing, then consider the latest generation of modems, the 56K-modems. There are a number of protocols, some of which have not been accepted or endorsed by the ITU-T, (and none of which have reliably lived up to their 56 kbps designation). The protocols are K56 Flex, x2, and V.90, which is scheduled to win ITU-T endorsement by the end of the year. Unfortunately, limitations of analog telephone lines restrict transmission, causing most 56K-modems to automatically drop down to the highest compatible protocol, which is usually V.34 at 33.6 or 28.8 kbps. It should be noted that only a pristine analog signal, with no noise, will allow the 33.6 kbps transmission. People who purchased 56K-modems may find that their analog line is so noisy that it only allows for 28.8 kbps transmission. It would be best for buyers to try out a variety of modems on their own telephone line to see if it can actually handle 33.6 kbps rates.

To add to the confusion, limitations on transmission rates over telephone lines are unequal between sending and receiving. That's because a modem sending over an analog line must perform an analog-to-digital conversion, which inherently introduces noise. This noise effectively brings the transfer rate

down to less than 35 kbps. However, most of the larger Internet service providers and net server, are directly linked to the nation's telephone infrastructure, which is entirely digital. Thus, an analog-to-digital conversion on the server side is not necessary, and noise can theoretically be eliminated. Without noise, a 56K-modem can theoretically receive data at 64,000 bps, which is accomplished by sampling at 8 bits per sample multiplied by 8000 samples per second. Unfortunately, the protocols and FCC regulations require that some of those bits be used to convey information about the transmitted information itself, and not convey true data. Thus transmission rates are effectively reduced to about 53 kbps even on the receiving end. Only time will tell which technology will come out on top. For now, if you know you can get a great deal on a 33.6K-modem it's probably your best bet.


By the way, if you have an ISDN (Integrated Services Digital Network) telephone line, your digital 56K-modem will operate at 56 kbps or very close, because there is no conversion necessary between digital and analog lines.

Since almost all PC modems are Fax-capable, we won't get into the technicalities of Fax versus non-Fax capable modems. If you want to be able to Fax from your PC, make sure that you acquire a Fax modem.

As previously mentioned, it's a good idea to take an inventory of the ISA and PCI devices and available expansion slots in your system. Make sure that if you are purchasing a modem on a PCI card you have an available PCI slot for it.

I purchased a plain and simple U.S. Robotics 56K internal Fax modem with DSVD and speakerphone for \$60. It supports V.34 data transmission at 33.6- and 28.8-kbps, and is backward compatible with ITU_T V.32bis standard at 14.4 kbps.

Keyboard and Mouse. Selection of a mouse and keyboard is fairly simple because these two input devices follow a set of rigid conventions — at least when it comes to most current motherboards and systems. Before we get started on



The Amquest/KDS 56K modem is a fully compatible, hardware-controlled 56K modem, based on the legendary Rockwell Flex 56 technology. The modem features full duplex speakerphone, voice, data, Fax, SVD, Caller ID and V.80 video-conferencing capability.

mice and keyboards, the issue of the *Windows 95* keyboard must be addressed. The *Windows 95* keyboard is no different than any regular PS/2 keyboard, with one tiny exception, the *Windows 95* key. This key is a nice feature for some *Windows 95* applications, although entirely unnecessary. Any *Windows 95* key function can be achieved through other keystrokes. Thus, if the keyboard you are considering purchasing comes with this feature, it's worth having as long as you are not paying any extra money for it. If your keyboard is missing the *Windows 95* key, you certainly should not lose any sleep over it.

Most PC motherboards come with an onboard PS/2 mouse port and an onboard PS/2 keyboard port. The PS/2 connector, which is at the end of the cable attached to the mouse or keyboard, is circular with six pins arranged concentrically inside the perimeter. For the easiest installation of a mouse and keyboard, one simply needs to make sure that both the keyboard and the mouse have PS/2 connectors, and that the motherboard has a PS/2 port for each. While these are certainly the easiest types of keyboards and mice to install, you may still come across an old mouse or keyboard that uses a serial port connection. Some not-too-old motherboards also come with a DIN port for the keyboard, even though it may be rare to find a keyboard with

a five-pin DIN connector, as most ports are of the PS/2 variety. Don't worry; a simple "five-pin DIN to PS/2 adapter," available through any computer parts vendor, will make almost any keyboard work with a PS/2 keyboard port. In addition, older motherboards may come with no onboard PS/2 mouse port. Makers of such boards expect that the user can easily install a mouse through a serial port. Currently, mice can still be purchased with serial port connectors for just such circumstances. A serial-port mouse can be readily identified by the nine-pin connector, which has two rows of parallel pins. If the motherboard you have chosen has no mouse port, yet you have acquired a PS/2 mouse, not to worry. Just as there are DIN to PS/2 adapters, there are also serial to PS/2 adapters, which will allow you to connect your PS/2 mouse to your system through a serial port.

One additional note on keyboards and mice: Some of these devices come in unique shapes and sizes, the most popular of which are ergonomically designed. Some people love 'em; some hate 'em. The best advice is for you to try out any non-standard mouse or keyboard you are interested in, before you purchase it.

As you might have guessed, the components I have chosen are a standard PS/2 mouse and a standard PS/2 Windows 95 keyboard. Both are made by PC

Concepts, and sell for \$14.99 and \$19.99 respectively.

Monitor. Over the years, there have been many improvements made to computer monitor technology. However, for the past ten years, a common standard, called Super Video Graphics Array, or SVGA has dominated the computer industry. The SVGA standard is very similar to its predecessor, the VGA standard, which unlike any prior standards, uses an analog rather than a digital signal. VGA's analog technology appears to have been a great idea, since almost all subsequent standards, including SVGA, and XGA (Extended Graphics Assembly), are basically improvements on the same theme. Most important have been the improvements made to resolution and the number of colors a monitor is capable of displaying simultaneously. Table 2 summarizes

VIDEO STANDARD	RESOLUTION
VGA	640 × 480
SVGA	320 × 200
	800 × 600
	1024 × 768
XGA	1280 × 1024
	640 × 480
	1024 × 768

Table 2. Video Standards and their Maximum Resolutions


video standards and their maximum resolutions. Note that on XGA and SVGA monitors, you are given a choice of lower resolution and more colors or higher resolution and fewer colors. You should choose whichever best matches your budget and needs. The resolution is given as number of pixels × number of pixels, and a pixel is the smallest element that can be drawn on a screen.

When purchasing a monitor, other factors to take into account are specifically screen size, dot pitch, and refresh rate. To some people, like artists and designers, as well as people who enjoy video games, screen size is very important. The important thing to remember is you always want to get the most out of what you pay for. Therefore, do not take screen size alone into account. For example, 14-inch and 15-inch screen size monitors both come in 800 × 600 pixel resolution. While the picture on such a 15-inch screen is slightly larger, it still has the same resolution and will only yield a slightly larger and equally less defined image.

Therefore, for most people, there is little to be gained by the extra inch. However, jumping to a 17-inch monitor, with a higher resolution of 1024 × 768 yields a larger image that is more defined. Larger and more defined still are the 21-inch monitors with resolution of 1280 × 1024 or better.

Because we are speaking strictly of color monitors, each pixel consists of a red, a blue, and a green dot, which, theoretically, can be illuminated in varying combinations to produce every color of the rainbow. Dot pitch is often used to describe an aspect of the definition or resolution of a monitor. Dot pitch is the size of the red, blue, and green dots on a screen that make up a pixel. The smaller and closer together these dots are, the sharper the image usually is, so a smaller millimeter dot pitch is always more desirable. Dot pitch values of current monitors range from 0.28 mm to 0.24 mm.

For the more discerning "comput-o-phile," there is another feature of monitors that is also very important, the refresh rate. The refresh rate is the rate at which the monitor repaints the entire screen. With the advent of multimedia, movie-viewing capabilities, and some of the newer high-tech 3-D video games, this feature has become far more important. One may have the fastest CPU, the highest bus speeds, the most RAM possible, and the best video-graphics accelerator card, but a monitor with a slow refresh rate will make your computer's moving images look as choppy as an



The ViewSonic GS771 monitor presents sharper crisper images across its 17-inch screen. Exceptionally clear and bright colors are provided with its 0.27-mm true-dot pitch, which is matched with its 1024 × 768 resolution (maximum resolution of 1280 × 1024), and 87-Hz refresh rate.

FOR MORE INFORMATION

Advanced Micro Devices, Inc.

One AMD Place
P. O. Box 3453
Sunnyvale, CA 94088
Tel. 800-538-8450
Web: www.amd.com

American Megatrends Inc.

6145-F Northbelt Parkway
Norcross, GA 30071
Tel. 800-828-9264
Web: www.megatrends.com

Amquest/KDS

470 East Paces Ferry Road
Atlanta, GA 30305
Tel. 404-264-5700
Web: www.amquest.com

ASUS Computer International

6737 Mowry Avenue
Mowry Business, Bldg. 2
Newark, CA 94560
Tel. 510-739-3777
Web: www.asus.com

ATI Technologies, Inc.

33 Commerce Valley Drive East
Thornhill, Ont.
Canada L3T 7N6
Tel. 905-882-2626
Web: www.atitech.com

CDW

200 N. Milwaukee Avenue
Vernon Hills, IL 60061
Tel. 800-350-4239
Web: www.cdw.com

Creative Labs, Inc.

1901 McCarthy Blvd.
Milpitas, CA 95035
Tel. 800-998-5227
Web: www.soundblaster.com

Cyrix/IBM

P. O. Box 850118
Richardson, TX 75085
Tel. 800-340-7501
Web: www.cyrix.com

Hi-Val, Inc.

1300 East Wakeham Avenue
Santa Ana, CA 92705
Tel. 714-953-3000
Web: www.hival.com

Intel Corporation

5200 N.E. Elam Young Parkway
Hillsboro, OR 97124
Tel. 800-321-4044
Web: www.intel.com

JBL

80 Crossways Park West
Woodbury, NY 11757
Tel. 516-496-3400
Web: www.jbl.com

MicroWarehouse

1720 Oak Street
P. O. Box 847
Lakewood, NJ 08701
Tel. 800-311-4815
Web: www.warehouse.com

Mitsumi Electronics Corporation

5808 West Campus Circle Drive
Irving, TX 75063
Tel. 972-550-5701
Web: www.mitsumi.com

PC Concepts, Inc.

511 Fifth Street, #B
San Fernando, CA 91340
Tel. 818-837-9495
Web: www.pcconcepts.com

PNY Technologies

200 Anderson Avenue
Moonachie, NJ 07074
Tel. 800-234-4597
Web: www.pny.com

Seagate Technology

920 Disc Drive
P. O. Box 66360
Scotts Valley, CA 95067
Tel. 408-438-6550
Web: www.seagate.com

TigerDirect, Inc.

8700 W. Flagler St., 4th Floor
Miami, FL 33174
Tel. 800-888-4437
Web: www.tigerdirect.com

Tyan Computer Corporation

1753 South Main Street
Milpitas, CA 95035
Tel. 800-998-5227
Web: www.tyan.com

U.S. Robotics/3Com

Great American Site
5400 Bayport Plaza
Santa Clara, CA 95052
Tel. 408-326-5000
Web: www.3com.com

ViewSonic Corporation

381 Brea Canyon Road
Walnut, CA 91789
Tel. 800-888-8583
Web: www.viewsonic.com

Western Digital

8105 Irvine Center Drive
Irvine, CA 92718
Tel. 800-832-4778
Web: www.wdc.com

old *Keystone Cops* film. Most current monitors have refresh rates ranging from 60 to 95 Hz. High-end monitors, which may be used for videography or other uses, may have refresh rates as high as 135 Hz or higher.

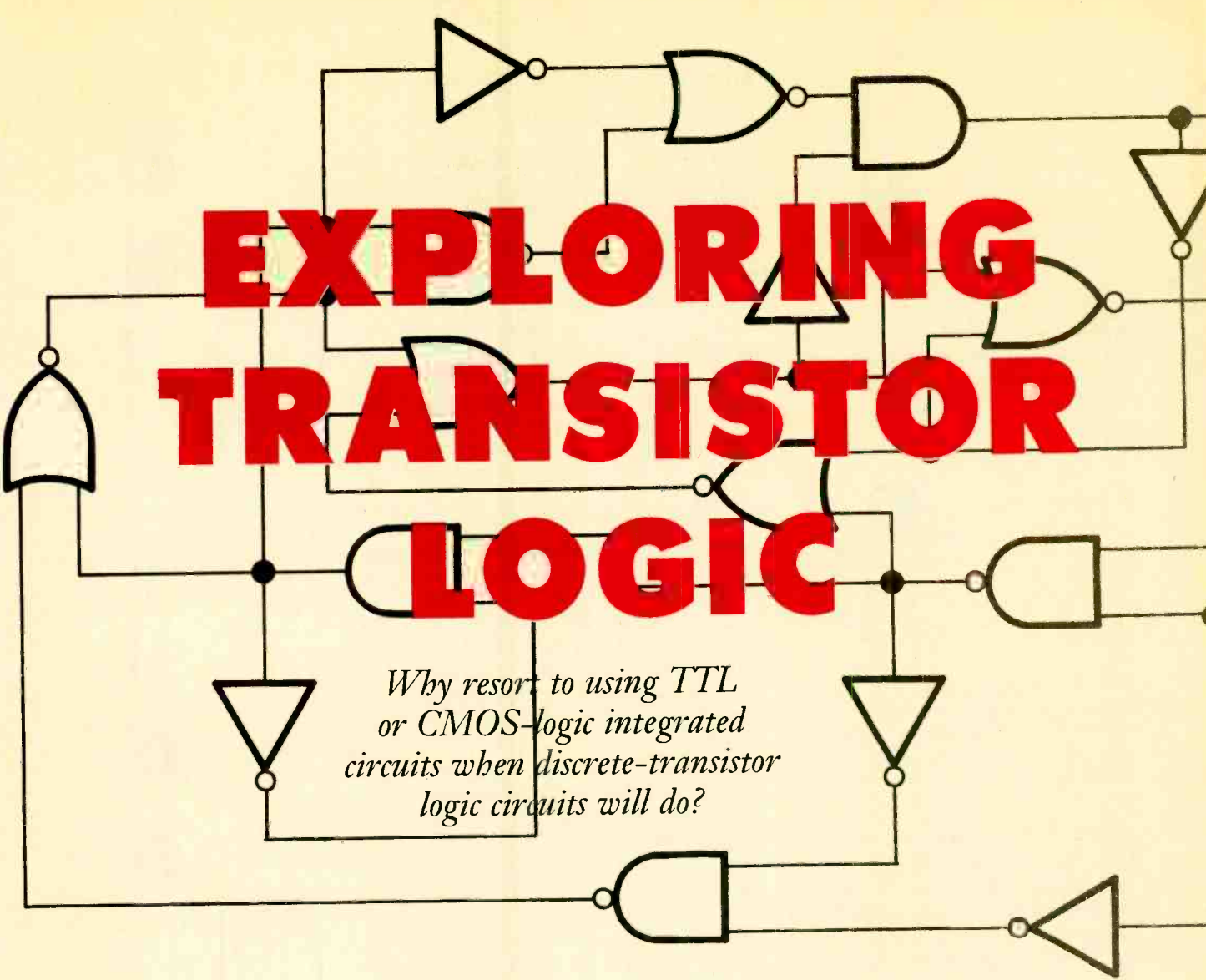
These features of monitors can be found in a wide range of combinations, some may be as small as 12.9 inches, selling for about \$150, while others may be as large as 21 inches, for over \$1300. Once again, the needs of the user must be weighed against the cost of higher performance. With literally hundreds of monitors on the market, there is surely a monitor for everyone's needs and budget.

For my system, I chose the ViewSonic, model GS771, which has a 17-inch screen, a resolution of 1280 x 1024, dot pitch of 0.27 mm, and a refresh rate of 66 Hz. Cost was \$429.99.

Printer, Scanner, etc. Well, by this time you should have a good idea just what your computer system will consist of, and possibly where you are going to order it. But are we now through? NO—not by any means! This is only the beginning. The next logical step is to get a printer, so you can print out all those files, data, letters, and so on. But the wife wants a scanner so she can scan in all the great family photos for greeting cards; and the kids want you to put in a new video camera and a video-capture card. But what about Fax-capability, DVD-ROM drive, a removable storage drive, an uninterrupted power supply, voice-recognition capability...? The list of peripheral or auxiliary computer equipment is endless. The only limitations are your knowledge, and money (that's cash, not cache) in your pocket-book. We, at **Popular Electronics**, can help with the former limitation, by presenting information on these topics in our monthly columns, such as *Multimedia Watch*, *Net Watch*, *Computer Bits*, *Gizmo*, *Product Test Report*, etc., or in our special feature articles. Unfortunately, only you can provide the money to purchase these peripherals!

Having guided you through the purchase of the necessary compo-

(Continued on page 48)



EXPLORING TRANSISTOR LOGIC

*Why resort to using TTL
or CMOS logic integrated
circuits when discrete-transistor
logic circuits will do?*

Certainly, no one disputes the value and usefulness of logic gates when it comes to performing or initiating various functions within many circuits. Logic gates are very useful for a variety of reasons. They come in handy during those times when a processor is not desirable for a project. At other times, the lack of the proper programming tools precludes the use of a programmable logic device. And then there are those times when the available voltage is insufficient to drive TTL or even CMOS ICs. That's especially true when it comes to battery-powered devices.

Of course, there's always the alternative 3-volt logic. However, they are not always readily available to the hobbyist or experi-

menter, and they do not perform below their specified limits (usually about 2.5 volts DC). A battery-powered project may only have room for one 1.5-volt battery. So what do you do? Transistors can substitute nicely for most logic gates. Usually only a couple of transistors are needed for any given logic gate, and only one transistor is necessary for a standard inverter.

FETs or Bipolar? Which is the best choice for low-voltage logic circuits—Field-Effect Transistors (FETs) or bipolar transistors? FETs have the advantage of having an extremely low "on" resistance. They also require low gate-turn-on current. But in very

low-voltage applications, they have one drawback. The average gate threshold is usually about one volt. And with a current-limiting or pull-down resistor connected to the gate, the available voltage can dip below the recommended operating conditions of the FET.

On the other hand, a bipolar switching transistor requires a mere 0.6 to 0.7 volt to turn on, thus giving such transistors an advantage in very-low voltage, single-battery applications. In addition, most off-the-shelf FETs (*i.e.*, those available in bubble packs at your local electronics retailer) are generally more expensive than bipolar transistors. In fact, for the cost of a couple of FETs, you can usually purchase a bulk pack of bipolar transistors. Further, handling FETs requires much more

STEVE WEISS

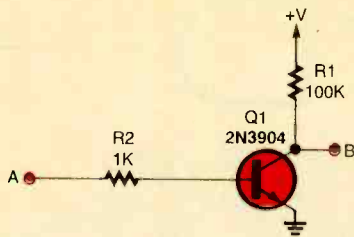


Fig. 1. One of the least complicated transistor applications is shown here. The switch, which can be viewed as being normally open, can be used as an inverter.

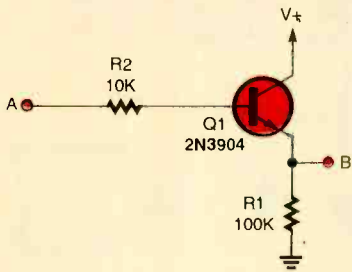


Fig. 2. Here is a variation of the Fig. 1 switching arrangement. By moving the output terminal and the load resistor to the emitter of the transistor, the circuit becomes a buffer amplifier (also known as a voltage follower).

attention than bipolar transistors. FETs are very susceptible to damage due to static and overall experimental abuse. A fun, productive evening of experimenting or designing can be destroyed by blown parts—not to mention the mental anguish of troubleshooting.

Switching Transistor Basics. For the following examples, bipolar NPN transistors are used—they're inexpensive and do not require special handling. However, proper precautions should be taken when hooking up your circuit so as not to cause damage to the device or its support components. **Note:** Although our circuits are built around Bipolar Junction Transistors (BJTs) exclusively, the circuits could have just as well been based on FET technology.

One of the least complicated transistor applications is the lowly switch. Figure 1 shows a schematic diagram of the transistor switch. The switch can be viewed as being normally open or held low, depending on how it's used in an application. The simple switching arrangement shown in Fig. 1 (with its input at point

A) functions as an inverter. The operation of an inverter is such that as long as no bias is applied to the base (point A) of the transistor (Q1), it remains at cutoff, so its output at point B is high or at logic 1 (close to V+).

However, when an appropriate bias is applied to the base of Q1, the transistor turns on, pulling the output of the circuit low or logic 0 (near ground potential). The transistor, Q1, is a 2N3904 general-purpose bipolar transistor, which is generally used in low-power switching and amplifier applications. Any similar transistor (such as the 2N2222, 2N4401, etc.) will do. The values of R1 and R2 were chosen for a balance of minimal current drain and commonality. All resistors used in the examples are 1/4-watt, 5% units. The supply voltage can range anywhere from 1.4 to 6 volts DC. Note that by moving the output terminal and the load resistor to the emitter of the transistor, the circuit becomes a buffer.

Figure 2 shows the schematic diagram of a similar switching arrangement—this one known as a buffer amplifier, or voltage follower. Note that the only difference between this circuit and the one in Fig. 1 is that the load resistor and output terminal have been moved from the collector of the transistor to its emitter. Moving the load resistor and output terminal to the opposite end of the transistor also "flips" its operation. That is, with no bias applied to the input of the circuit, the circuit's output is low; but when a bias of sufficient magnitude is applied to the input of the circuit, the output of the circuit goes high. (That's just the opposite of what occurs in the previous circuit.)

Logic Gates. Figure 3 is an example of how a pair of buffers (similar to that shown in Fig. 2) can be combined to form a simple two-input AND gate; the truth table for that gate is also shown. The truth table shows what the output should be for all possible input combinations. The input to the circuit is applied to points A and B, while the output of the circuit is taken from point C. Note from the truth table that there is only one set of input conditions that produces a logic-high output

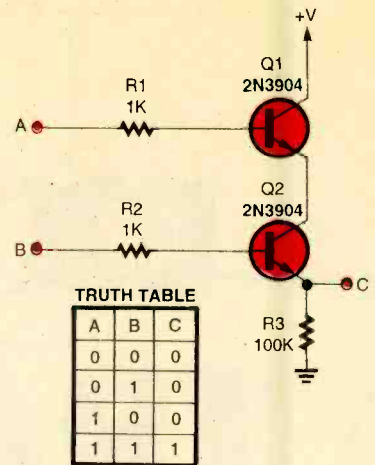


Fig. 3. Two or more switching circuits can be combined to form basic logic building blocks. Here a pair of switching transistors (setup in a buffer configuration) is used to form an AND gate.

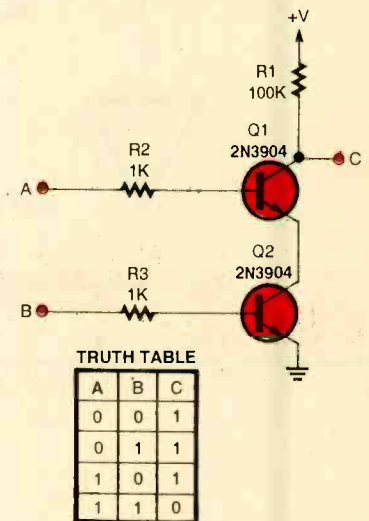


Fig. 4. Shown here is a variation of the circuit in Fig. 3, along with its truth table. By relocating the output (point C) of the circuit and the load resistor to the collector of the upper transistor (Q1), the circuit becomes a NAND gate. The same effect can be achieved by feeding the output of the AND circuit to an inverter.

signal, while all other input combinations produce a logic-low output.

When the output of the Fig. 3 AND gate goes high, it hovers at just below V+. That's because of the voltage drop across the two transistors (Q1 and Q2). However, even with V+ at 1.2 volts DC, there is sufficient potential to drive another transistor.

Figure 4 shows a variation of the circuit in Fig. 3, along with its truth table. By relocating the output

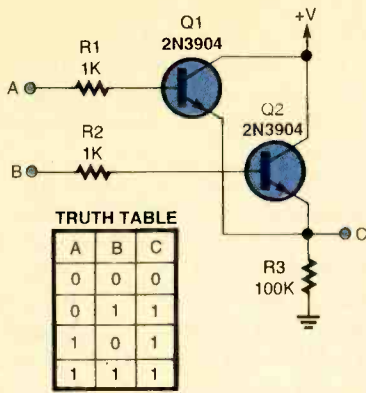


Fig. 5. A simple OR gate can be formed by combining the individual buffer circuits in an arrangement like this one.

(point C) of the circuit and the output resistor to the collector of the upper transistor (Q1), the circuit becomes a NAND gate. Since both Q1 and Q2 must be turned on in order to pull the low side of R1 to ground, the voltage drop at output C is negligible.

If more than two inputs are required for the transistor-AND or transistor-NAND gates, more than two transistors may be used or stacked in the configurations shown, to form three-, four-, etc., input AND or NAND gates. However, V+ should be increased proportionally to compensate for the voltage drops of the individual transistors.

Figure 5 shows another type of logic circuit called a two-input OR gate; the truth table for the OR-gate

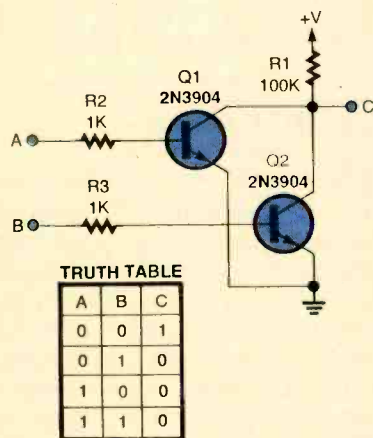


Fig. 6. Shown here is a variation of the circuit in Fig. 5—a two-input NOR gate. The relationship between OR and NOR circuits is similar to the relationship shared by the AND and NAND gates.

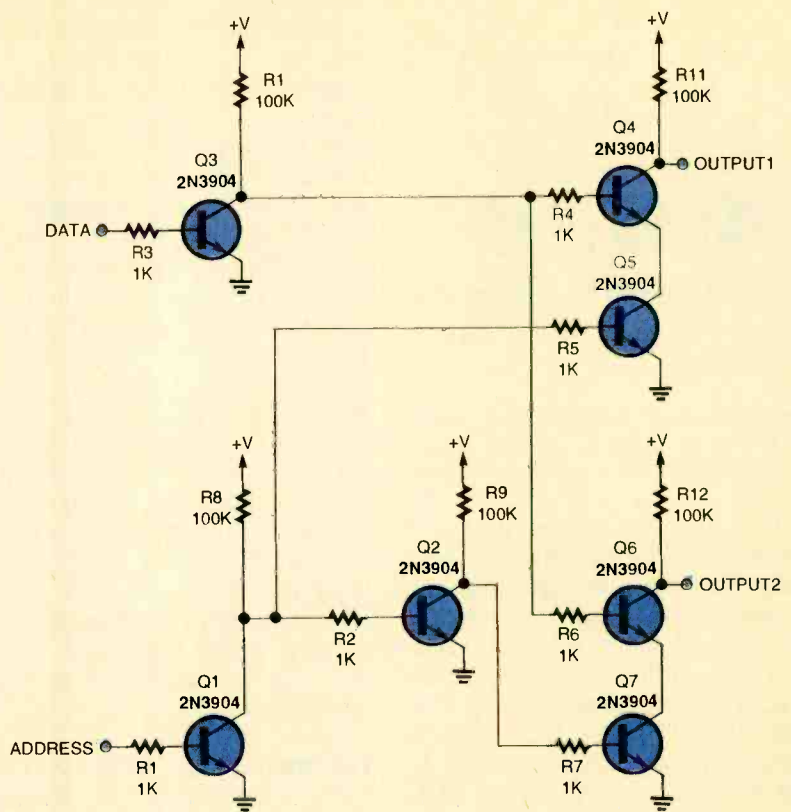


Fig. 7. The basic digital-logic circuits—AND, NAND, OR, NOR, and inverter—can be combined to form more complex circuits capable of performing more sophisticated operations. Here three inverters and a pair of NAND gates combine to form a 1-of-2 demultiplexer circuit.

circuit is also shown. With either input A or input B pulled high, the output of the circuit at C is high, but because of the cascaded transistors, the voltage drop is close to half of a volt. Once again, with the values shown, there is sufficient voltage and current available to drive the next transistor gate.

The next gate on our "hit parade"—a two-input NOR gate, along with its truth table—is shown in Fig. 6. The relationship between OR and NOR circuits is similar to the relationship shared by the AND and NAND gates. All gates shown can provide sufficient drive to operate at least one or more additional transistor gates.

Transistor Logic Circuit Examples.

Now armed with the most-common digital circuits, what do you do with them? Well, anything you would do with standard TTL or CMOS gates, but without the supply-voltage limitations. The following are a few examples of transistor-logic gates at

work.

Figure 7 shows a 1-of-2 demultiplexer that is comprised of three inverter and two NAND circuits. That type of circuit can be used to steer data to one of two outputs. The one bit "address input" is used to select the desired output: either OUTPUT1 or OUTPUT2, while the DATA input is where the information that is to be steered is applied to the circuit. The circuit performs best when the data rate is kept below 10 kHz.

The operation of the circuit is simple. Information is applied to the DATA input, causing it to turn on, inverting the input data. If the ADDRESS input is low (grounded or no signal is applied), the output of Q1 is forced high (inverting the address signal). The high output at Q1's collector divides along two paths. In the first path, the output of Q1 is fed to the base of Q5 (one leg of a two-input NAND gate), causing it to turn on, effectively "enabling" the NAND gate comprised of Q4 and Q5.

At the same time, the high out-

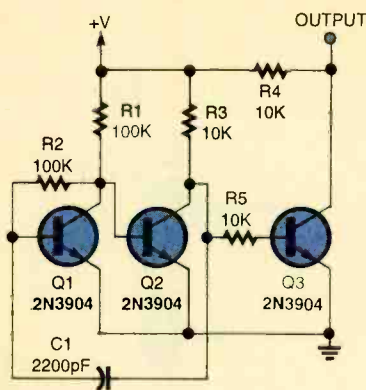


Fig. 8. Timing or clocking applications can also be satisfied by combining inverters to form oscillator circuits, like the one illustrated here.

put of Q1 is fed to the input of another inverter (Q2). The output of Q2 (after going through a double inversion) is low. That low is fed to the base of Q7 (one leg of a second NAND gate, comprised of Q6 and Q7), effectively disabling that NAND circuit. Under those conditions, any information applied to the DATA input appears at OUTPUT1. If, on the other hand, the signal applied to the ADDRESS input is pulled high, the opposite occurs. That is, the Q4/Q5 NAND gate is disabled, while the Q6/Q7 NAND gate is enabled, causing any information applied to the circuit to appear at OUTPUT2.

Our next circuit, shown in Fig. 8, is an example of a simple clock generator (better known as an oscillator) that is comprised of three standard

inverters (one of which is biased via a feedback resistor, R2, which puts it into the analog region). The third inverter (Q3)—which provides the complement to the oscillator output—was added to square off the output. To adjust the operating frequency of the circuit, the value of C1 can be raised or lowered. With the component values shown, the output signal has a frequency of approximately 7 kHz with V+ at 1.5 volts DC.

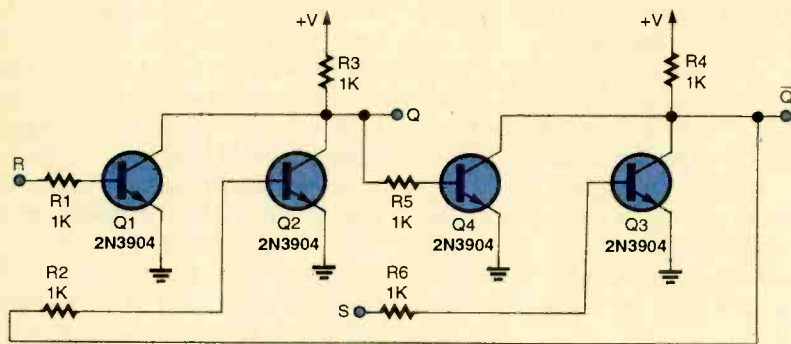
Our final circuit, see Fig. 9, is an RS latch, which is composed of two NOR gates. Resistors R3 and R4 were changed to 1k-units to insure a healthy output drive at the Q and Q outputs. The truth table for the RS latch is shown next to its schematic diagram. Those are just a few examples of the many reliable, low-voltage, digital, logic-gates circuits that can be fabricated from discrete transistors.

Too Many Parts. All of those low-voltage logic circuits can be used to solve a lot of problems—but, using such circuits in quantity can create another problem. If the project you are designing has a lot of gates, the number of components can grow quite large, gobbling up precious real estate. One solution to that dilemma is to use transistor arrays (plastic-encapsulated multiple transistors) and SIP (Single Inline Package) resistors in place of the discrete components.

Such devices can save enormous amounts of real estate on a board, without any difference in performance compared to their full-sized counterparts. Transistor arrays are available in quad packs, in 14-pin through-hole, or surface-mount packages. They generally have a suffix before their number value denoting arrays. For example, a 2N3904 NPN transistor in a quad pack would be listed as a MPQ3904 from Motorola. SIP and DIP resistors come in virtually any value, and are available in three different configurations—networked (called dual-row termination), common bus, and isolated.

For most projects, the isolated type is recommended. Isolated integrated resistors make it easier to use the leftover resistors in a package if they are not connected to anything else. It is usually OK to mix transistor types within a circuit. However, it is suggested that the designer stick to one type throughout the entire project (i.e., if you build a part of a gate with a 2N2222, use that type for the rest of the gate). The reason is that different types of transistors may have slightly different characteristics. One may have a slightly higher or lower average beta than another, or perhaps a higher or lower base turn on threshold. It is also less expensive to purchase a bulk pack of a particular part.

Keeping with the practice of using consistent components will not only increase the success of your circuits, it will also increase the overall satisfaction of the entire project. ■



TRUTH TABLE

R	S	Q	Q̄
0	0	0	0
0	1	1	0
1	0	0	1
1	1	0	0

COMPUTER A TO Z

(continued from page 44)

nents, you are invited to compare and shop, keeping in mind that there are many compatible motherboards, hard drives, CPUs, etc., which have not been mentioned here. Please feel free to investigate the merits of these other components, insuring that they are compatible with one another. Join us for the next issue of **Popular Electronics**, where we will guide you step by step through the assembly of your system, and the loading of necessary software. ■

MULTIMEDIA WATCH

Cameras, Cards, and CD-ROMs

MARC SPIWAK
ASSOCIATE TECHNICAL EDITOR
COMPUTER RESELLER NEWS

□ *Olympus America* has done it again. In its quest to dominate the digital photography market, *Olympus* has introduced yet another great piece of digital imaging equipment. The latest product is the *Olympus D-340L Digital Camera*, a small, but powerful digital camera.

The D-340L is packed with innovative features. Its maximum resolution is 1280 × 960, and it can focus to as close as four inches, take up to ten shots automatically in half-second intervals, electronically double image size, create panoramic images, and more. Like all *Olympus* digital cameras, the D-340L can be connected directly to *Olympus' P300 Personal Photo Printer*, a digital photo printer that makes album-sized prints that I can't rave enough about. You have to see the prints to believe them.

I recently spoke about *Olympus D-500L*, a digital camera with all the bells and whistles one could want, plus 1024 × 768 resolution. With its built-in motorized zoom lens, about the only complaint I could come up with concerning the D-500L was that it wouldn't fit in a jacket pocket. But the new D-340L does fit in my pocket, and it has an even higher maximum resolution, 1280 × 960, than the D-500L.

The D-340L also has a video output to connect to a TV or VCR for large-screen image viewing or storing images on videotape. A 4 MB SmartMedia card is included, and the memory is specially formatted to allow panoramic stitching of multiple images. The memory will hold between 9 and 60 images depending on the image-quality setting you select.

While the camera does not have an actual zoom lens, it has a digital telephoto/wide-angle mode that provides the functionality of a zoom lens in a sleek point-and-shoot camera. Inside is an all-glass, 5.5 mm, *f* 2.8 wide-angle lens with macro-mode, equivalent to 36 mm on a 35-mm camera. The camera's built-in 2-inch color LCD display automatically activates in the telephoto/wide-angle mode for through-the-



The Olympus D-340L Digital Camera has a maximum resolution of 1280 × 960, and it can focus to as close as four inches. It can also be connected directly to *Olympus' P300 Personal Photo Printer*.

lens composition. The D-340L weighs only 9 ounces and measures 5 inches wide by 2.6 inches high by 1.8 inches deep. A built-in lens shield doubles as a power switch.

Other features include a flash with red-eye reduction, force-fill flash, automatic low-light and back-light mode, and force-off to accommodate all lighting conditions. The D-340L includes four AA Alkaline batteries, a strap, serial cable for Mac and PCs, video connection cable for TV or VCR, *Adobe PhotoDeluxe* image-editing software, *InMedia Slides & Sound* multimedia presentation software, and panoramic image-stitching software. The D-340L has a street price of \$699.

Olympus also sent me a sample of its optional *FlashPath*, a 3.5-inch floppy-disk adapter for SmartMedia memory cards. SmartMedia cards slide into the adapter, which looks like a conventional floppy disk, and holds two thin button batteries. The floppy-disk adapter, along with the included software, lets users transfer images from their camera to any computer that has 3.5-inch floppy disk drive. I've never seen anything like it before!

LEXAR MEDIA DIGITAL FILM

While I'm on the subject of digital cameras and their memory, I might mention the SmartMedia cards available from *Lexar Media*. While they look the same as any other SmartMedia memory, *Lexar's* version of the memory

is specially designed to be faster and to work more intelligently with digital cameras. Its intelligent capabilities, such as power management, are hard to see immediately. However, I've seen a demonstration that showed how a digital camera was ready to take another picture much sooner using *Lexar* memory than with the memory that came with the camera.

Digital cameras generally take several seconds to process and store an image before they can take another picture. And *Lexar's* "Digital Film" definitely makes cameras work quicker. The SmartMedia memory is available in 4-, 8-, 12-, 16-, 24-, and 32-megabyte capacities. Prices range from \$59.99 (for the 4-MB capacity) to \$179.99 for the 32-MB version.

BONNIE & CLYDE

I recently received a sample graphics accelerator card that is unlike any other I've ever seen. As you probably already know, the AGP (Accelerated Graphics Port) bus is starting to take off on the PC platform—most new PCs have an AGP graphics card. The problem facing consumers in need of a new graphics card is whether or not to buy the PCI (Peripheral Component Interconnect) card they need for their system today, or to upgrade their motherboard as well, and go with an AGP card. *Jazz Multimedia's The Outlaw 3D—Bonnie & Clyde* is a unique solution for people in that situation. It is the first graphics accelerator to feature both a PCI and an AGP bus in a single card. One side of the card has a PCI connector and the other side has an AGP connector—you flip it over and move the card bracket to the other side to use either interface. *Bonnie & Clyde* is available with 4 or 8 MB of SGRAM (Synchronous Graphics Random Access Memory), and it's based on *Rendition's Verite 2200* chipset, which delivers good 2-D performance for business applications and hot 3-D graphics for games. The card offers resolutions up to 1600 × 1200 with 65,000 colors at a 75-hertz refresh. *Bonnie & Clyde* has a suggested retail

WHERE TO GET IT

Acer Peripherals, Inc.

1911 Lundy Avenue
San Jose, CA 95131
800-369-6736

www.acerperipherals.com

**CIRCLE 60 ON FREE
INFORMATION CARD**

Enroute Imaging

953 Industrial Ave., Suite 111
Palo Alto, CA 94303
800-946-0135

www.enroute.com

**CIRCLE 61 ON FREE
INFORMATION CARD**

Hasbro Interactive

50 Dunham Road
Beverly, MA 01915
978-921-3700

www.hasbro-interactive.com

**CIRCLE 62 ON FREE
INFORMATION CARD**

Jazz Multimedia

1040 Richard Ave.
Santa Clara, CA 95050
408-727-8900

www.jazzmm.com

**CIRCLE 63 ON FREE
INFORMATION CARD**

Lexar Media, Inc.

47421 Bayside Parkway
Fremont, CA 94538
510-413-1200

www.lexarmedia.com

**CIRCLE 64 ON FREE
INFORMATION CARD**

Olympus America

Two Corporate Center Dr.
Melville, NY 11747
800-347-4027

www.olympus.com

**CIRCLE 65 ON FREE
INFORMATION CARD**

Ricoh Electronics, Inc.

One Ricoh Square
1100 Valencia Avenue
Tustin, CA 92780
714-566-2500


www.ricohcorp.com

**CIRCLE 66 ON FREE
INFORMATION CARD**

price of \$149.

ACER PERIPHERALS

I received some new peripherals from *Acer Peripherals, Inc.* recently, one a scanner and the other a CD-ReWrite (CD-RW) drive. The *Acer Scan 610S* is a full-featured 600-dpi, 16.7-million color



Jazz Multimedia's *The Outlaw 3D-Bonnie & Clyde* features both a PCI and an AGP bus in a single card. Based on Rendition's Verite 2200 chipset, it's perfect for this transitional stage between PCI and AGP graphics.

flatbed scanner with a SCSI (Small Computer System Interface). This is all most people need in a scanner, and it's one of the most affordable flatbed units I've come across. It has a street price of under \$300. The unit scans quickly and produces sharp, vivid scans. It also includes all the software you need to go along with a scanner, such as image-editing software and OCR (Optical Character Recognition) software that lets you turn scanned documents into editable text.

Acer's CD-6206A is a 6× Read/2× CD-RW drive. This is one of the next-generation CD recorders that can record, erase, and rerecord data on special blank CDs. It's also compatible with regular CD-R (Compact Disc-Read) blanks. The drive has a street price of under \$300, so it's a bargain in the CD-RW arena. Disc-mastering software is included with the drive.

Speaking of recording on CD, I received a sample recordable CD-ROM—a blank disc, but not a re-recordable one—that ends people's concerns about the permanency of data stored on recordable CD-ROM. Unfortunately I can't prove it works for over 200 years. I'm talking about the *Ricoh Platinum CD-R*, a blank CD designed with higher than normal precision and a life of over 200 years. It is designed to have a low block-error rate; high resistance to light, heat, and humidity; and is optimized for recording speeds up to 8×. Street price for this CD is around \$1.99.

A patented outer coating on the *Platinum* discs protects against peeling and other damage. That's important because it's much worse if the upper coating on a CD gets scratched

or peels off than if the plastic underside gets scratched. Disc drives can often read through scratches and nicks, and sometimes the damage can be polished out. But the disc is ruined for good if the data-bearing metallic upper coating gets damaged. I've seen it happen to both factory and recordable discs.

NEW SOFTWARE

I've been using some pretty amazing software that's also amazingly simple to use. *Enroute Imaging's QuickStitch* software, bundled with digital cameras from *Olympus*, *Nikon*, and *Ricoh*, lets me turn multiple digital images of wide-angle scenes into a single, large image. Not only does it produce panoramic images, the technique effectively increases the resolution of a digital camera by allowing multiple images to form a single, larger one. All you have to do is select a group of image files that you want to stitch together, and then the software shows preview thumbnails of them. You drag and drop the images onto a 4 × 4 grid in the positions they should be in. From there the software does its magic, stitching the images together.


Now *Enroute Imaging* has introduced *QuickStitch 360*, which automatically combines overlapping photos into panoramic images up to 360 degrees. You can output the images to a graphics file or *QuickTime* VR movie, and then pan around the scene or zoom in for greater detail. *QuickStitch 360* automatically previews images, balances exposure, and stitches the images together. *QuickStitch 360* offers automatic or manual exposure and contrast correction, automatic cropping, choice of output resolution, and correction for ghost images. *QuickStitch 360* has a suggested retail price of \$69.95.

New from *Hasbro Interactive* comes the *Tonka Garage* CD-ROM. This game lets children design, build, and customize their own *Tonka* vehicles. Once the vehicle is running, it's off to the gas station and then on to the test track. There's also a junk yard to explore, where kids can demolish vehicles, put them in a crusher, and melt them down to make new parts. Of course there's a paint shop, a showroom, and a printing center where kids can print out decals, ID badges, and more. *Tonka Garage* costs \$29.95. ■

Take This Giant Circuit Library For Only \$4.95

when you join the
**Electronics
Engineers'
Book Club®**

"...includes schematics for the latest electronics
circuits from industry leaders..."
—Popular Electronics



The Encyclopedia of Electronic Circuits
Volumes 1-3 by Rudolf F. Graf
2,344 total pages • 3,490 total illustrations

**Hundreds of circuit ideas alphabetically
arranged—from Alarm circuits to Zero
crossing detector circuits!**

Turn to this comprehensive circuit library for hundreds of project ideas...valuable troubleshooting and repair tips...and concise pinout diagrams and schematics. Each volume contains more than 700 electronic and integrated circuits and covers 100+ circuit categories.

As a member of the
Electronics Engineers' Book Club...

you'll enjoy receiving Club bulletins every 3-4 weeks containing exciting offers on the latest books in the field at savings of up to 50% off the regular publishers' prices. If you want the Main Selection, do nothing and it will be shipped automatically. If you want another book, or no book at all, simply return the reply form to us by the date specified. You'll have at least 10 days to decide. If you ever receive a book you don't want due to late delivery of the bulletin, you can return it at our expense. Your only obligation is to purchase 2 more books during the next 12 months, after which you may cancel your membership at any time. And you'll be eligible for FREE BOOKS through our Bonus Book Program.

Publisher's price shown. © 1998 EEBC

If coupon is missing, write to:

Electronics Engineers' Book Club®
A Division of The McGraw-Hill Companies
P.O. Box 549, Blacklick, OH 43004-0549

Phone: 1-614-759-3666

(8:30 am to 5:00 pm EST Monday-Friday)

Fax: 1-614-759-3749

(24 hours a day, 7 days a week)

Internet: www.bookclubs.mcgraw-hill.com

ELECTRONICS ENGINEERS' BOOK CLUB®

A Division of The McGraw-Hill Companies, P.O. Box 549, Blacklick, OH 43004-9918

YES! Please send me *The Encyclopedia of Electronic Circuits-Vols. 1-3* (5857863), billing me just \$4.95, plus shipping/handling & tax. Enroll me as a member of the **Electronics Engineers' Book Club** according to the terms outlined in this ad. If not satisfied, I may return the books without obligation and have my membership cancelled.

Name _____

Signature _____
(Required on all orders)

Address/Apt.# _____

City _____ State _____

Zip _____ Phone _____

Valid for new members only, subject to acceptance by EEBC. Canada must remit in U.S. funds drawn on U.S. banks. Applicants outside the U.S. and Canada will receive special ordering instructions. A shipping/handling charge & sales tax will be added to all orders.

BRC:PP1F1098

HAM Radio

QRP DXing and Boatanchors

JOSEPH J. CARR, K4IPV

In the late 1950s, when I first started in ham radio, we didn't have a lot of money and paper routes didn't pay a whole lot. So I had to find a lot of clever ways to get on the air. On the advice of my ham-radio mentor (Mac Parker, W4II), I put what money I did have into the receiver, rather than the transmitter. As a result, I managed to locate a war surplus *Hallicrafters* SX-28A for \$140 (which was a lot more money in 1959 than it is today!).

My antenna system included a pair of half wavelength, more-or-less, horizontal dipoles. One was cut for 40 meters, which meant that I could also use it on 15 meters. The other was cut for 20 meters. I did experiment with other types of antenna, but those dipoles were the mainstay of my operations because of suburban lot restrictions.

There is one thing that characterizes all of the transmitters I owned in those years—low power output. My first transmitter was a single tube homebrew job that used a 6AG7 tube in a crystal-oscillator configuration. I built it from plans in an old *ARRL Handbook* with the help of W4II. It worked, "sorta." The next transmitter was a *Heathkit* DX-20 (50-watts CW, no AM), followed by a real powerhouse—a *Heathkit* DX-35 (90-watts CW, 65-watts AM). I also used an *E.F. Johnson* Viking Adventurer, which ran 50-watts input from an 807 power-amplifier tube.

Golly day, I was in ham heaven after graduating from high school and starting work in a radio repair shop (I didn't go to college until I was 23 years old). I was able to buy a *B&W* Model 5100, which ran 180-watts CW, 120-watts AM and 180-watts PEP on single sideband. I also picked up a ham-band-only receiver, a *National* NC-303. Although it worked quite well, I missed that ol' SX-28A (and am still looking for one for my collection) with its general coverage abilities.

The reason for this rambling personal history is to establish my credentials for a topic that we will deal with in future columns—QRP (ham talk for low

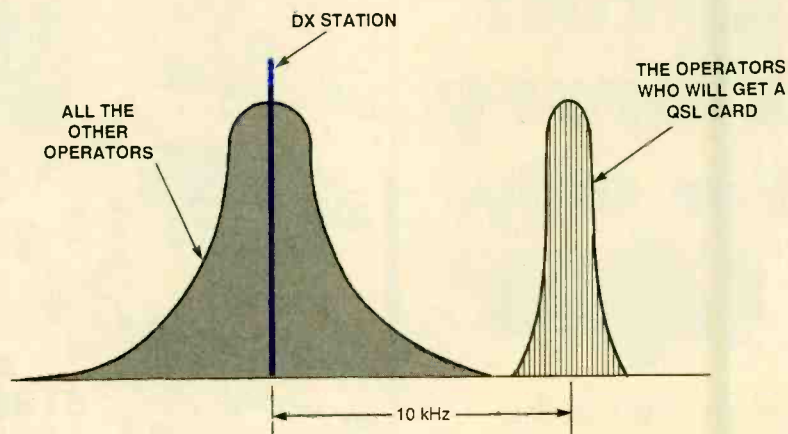


Fig. 1. The key to DX success: Find the frequency where the successful operators are transmitting—not the frequency where the DX station is transmitting.

power) operating. This month, we will discuss a little about QRP, and in subsequent months, we will look at some simple kit-built equipment that can be used for QRPing, mountain topping, or other low-power ham activities.

Vic Clark, W4KFC, was also an early mentor. Vic was one of the big DXers in ham radio of that era, and a mainstay of the Potomac Valley Radio Club (one of the principal contesting and DXing clubs). He later became President of the *American Radio Relay League*. Vic used to pick me up at the house and take me to radio club meetings. He showed me a few things about DXing that helped both high-power and low-power operators.

One of Clark's ham activities was DXpeditions. He would go to some remote DX site (like Swan Island in the Caribbean) and, in a short period of time, work as many stations as he could. He taught me a method used by DX stations—they often answer stations that are on a different frequency than they transmit on. Figure 1 shows how this works in practice. The DX station transmits on the frequency indicated by the heavy dark line, but listens on a frequency about 10-kHz higher, or lower, than the transmit frequency (often this practice is called split-frequency operation).

Huge numbers of less skilled operators pile onto the DX stations transmit frequency, creating a huge "pile-up." There is a tremendous cacophony of stations calling the rare DX station, but getting no reply. Clark told me that his method of operating on DXpeditions was to set his receiver on the narrowest passband suitable for that mode (e.g. narrower for CW than for SSB). He would then work the stations that fell into the center of his passband at his designated DX split frequency.

What are the practical effects of this method? Having a lot of power into a high-gain beam antenna is always an advantage. But when the receiver selectivity skirts are relatively sharp, the advantage of the high power is diminished if your transmit frequency is not matched to the other operator's receiver frequency (simplex operation). The practical benefit goes to the operator who zeroes in on the DXer's receiver frequency, rather than his transmitter frequency.

Listening on a frequency that is around 10 kHz higher, or lower, than the DX station's transmit frequency will put the unsuccessful responding stations outside the passband of the DX station's receiver. Only those operators who zero-beat the receive frequency of the DX station are successful.

So how do you zero in on the other DX station's receiver frequency? After all, receivers don't emit a signal that can be zero-beat. The solution is to listen before transmitting and find the location of the stations who are working the DX station. Once you locate those signals, then zero-beat stations on *that* frequency, *not* the DX transmit frequency.

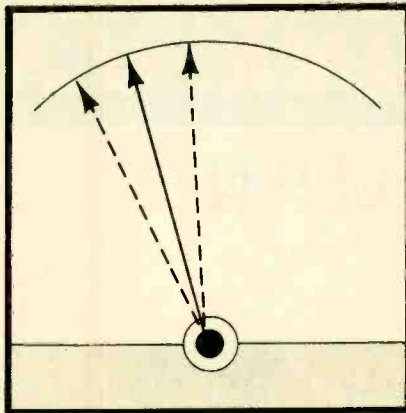
Some big DXers use two high quality communications receivers in their station. One will undoubtedly be the receiver section of their transceiver, while the other will be a high quality SWL receiver (or the receiver section of another transceiver). They use the "other" receiver to keep track of the DX station's signal, and the receiver inside the main transceiver to listen to the stations that are successful in making the contact.

PRACTICAL ZERO-BEATING

A lot of hams talk about "zero-beating" frequencies. So what does that mean? In the pure technical sense, it means adjusting a frequency source so that it has zero difference compared with another source. The process of heterodyning between two frequencies, f_1 and f_2 , produces both sum ($f_1 + f_2$) and difference ($f_1 - f_2$) products. In zero-beating, we are concerned with the difference product. If, for example, one signal (f_1) is at 7001 kHz, and the other (f_2) is at 7002 kHz, then the difference is 7002 - 7001, or 1 kHz (1000 Hz). If you listen to the beat note, then you will hear a 1000-Hz tone.

In practical zero-beating, you adjust the procedure to the job at hand. In CW operating, for example, you should adjust your own transmitter frequency so that it produces the same tone beat note as the station you are listening to. The reason is that the beat frequency oscillator (BFO) or product detector (PD) in your receiver will beat against the raw CW signal (which sounds like a "thunka thunka thunkitty thunk" when the receiver is set for AM), producing the familiar beat note.

Most amateur radio operators go for a received beat note of 400 to 1200 Hz for most comfortable listening. Unfortunately, if the other station is using a narrow CW filter (e.g. 270 Hz), then zero beating on the BFO/PD beat note will put you outside the passband of his or her receiver. And that means no QSO. But if you set the beat frequency



RECEIVER S-METER

Fig. 2. Making accurate zero-beat measurements requires minimizing the swing of the S-meter needle as the two signals come together.

tone to about the same frequency as the tone coming out of the receiver, then you are on the same frequency (probably). Experiments show that the human ear can separate two tones within ± 50 Hz, which is certainly within requirements.

The fly in the ointment is that you have to be on the same side of the incoming RF. A superhet receiver with a BFO/PD can be set to either side of the frequency and still put out the same beat note. For example, suppose your receiver has a 9-MHz (9000-kHz) intermediate frequency (IF). A BFO set to 9001 kHz will produce a 1000-Hz beat note. But so will one set to 8999 kHz. Fortunately, whether you have a variable or fixed BFO/PD, it is usually fairly easy to ascertain which side of the IF the injection is on—and adjust your transmitter frequency from the same direction. Of course, if you use a transceiver this is done for you. In months to follow, we will look at simple QRP transmitters and receivers—and in such equipment you might not have that luxury.

The other situation where you will zero beat is when accurately measuring the off-the-air frequency of an incoming signal. The usual method is to use some accurate frequency source, and then zero beat it against the incoming signal. Unfortunately, there are two built-in limitations that might make it difficult to home in on the actual frequency. First, communications receiver audio sections usually have a 300- to 3000-Hz frequency response. The response of the audio amplifiers tends to drop off below 300 Hz, making it difficult to accurately see a zero beat in that region. Second,

the human ear drops off rapidly below 40 Hz, so even if the receiver has a lower frequency response than usual, your ears do not.

So what's the solution? The most accurate frequency measurement occurs when the zero-beat condition occurs, i.e. when the difference frequency $f_1 - f_2 = 0$. There is a relatively simple solution to this measurement problem if the receiver has an S-meter. An interesting condition will be noted on the S-meter when $f_1 - f_2 \approx 0$. The needle on the meter will begin to bobble at a slow rate (Fig. 2) that is equal to the difference frequency. That means you can adjust the reference frequency to minimize the bobble rate, i.e. try to make the needle stand as steady as possible.

I first saw this method when a friend of mine competed in the ARRL Frequency Measuring Test back in the early 1960s. He had a very large Hickock vacuum-tube voltmeter that had originally been made for classroom use. The pointer of the meter was about nine inches long, so any bobble at the end actually swung over a relatively large distance even though the arc angle was small. He connected the voltmeter to the receiver automatic gain control (AGC) line, which is essentially what the typical S-meter reads. The frequency measurer could then count the needle swings over a known period of time, and then use that frequency to adjust the value read from the heterodyne-frequency meter. In another column, I will cover the details of heterodyne-frequency measurements.

CALLING ALL BOATANCHOR FANS!

The "BoatAnchors" Internet mailing list is devoted to the discussion of vintage communications equipment, fondly referred to as "Boatanchors" (which is where the name comes from). The central theme is vintage amateur radio equipment using vacuum-tube ("firebottle") technology. After all, "real" radio operators know that "real" radios glow in the dark. But they have been known to drift into discussions of such things as entertainment boatanchors, antennas, telegraph keys, classic electronic or radio books and radio history.

I recently signed up with BoatAnchors because of my intense interest in radio history, and collecting antique ham radio receivers and tele-

(Continued on page 57)

Think Tank

A Different Type of PIN

ALEX BIE

In our continuing review of semiconductor components, we come across another familiar device that finds multiple uses in a number of electronic circuits: namely the PIN diode. The PIN diode is widely used in radio-frequency circuits, since their construction enables them to perform well as switches and as attenuators. Apart from this, the PIN diode is also used in high power rectifiers, where its structure also enables it to withstand high voltages.

PIN diodes were first developed in the early 1950s in high power rectifiers. The first technical papers on their operation appeared in 1952, but it was not until 1958 that they started to be used in radio-frequency and microwave applications.

Diode Sandwich

The PIN diode consists of an intrinsic, or un-doped layer, of semiconductor sandwiched between P- and N-type layers. It is the intrinsic layer that gives the diode its unique properties. This layer has a low concentration of carriers (holes or electrons), and as such has a relatively high level of resistivity. Normally the intrinsic layer is quite narrow, typically between 10 and 200 μm . On either side of the intrinsic layer, the P-type and N-type semiconductor material are normally heavily doped (referred to as P+ type layers and N+ type) layers. Hence the name: Positive-Intrinsic-Negative, or PIN developed for this device.

The diodes are manufactured in two main forms—planar and mesa as shown in Fig. 1. For the planar structure, a substrate of heavily doped N-type (N+) substrate material is used. A layer of intrinsic material is then grown onto this and the heavily doped P-type region (P+) is diffused into this layer. For the mesa structure, the intrinsic and P+ areas are grown in layers onto the

("What is A...?" series by Ian Poole, G3YWX, reprinted by permission from *Practical Wireless*, Arrowsmith Court, Station Approach, Broadstone, Dorset BH18 8PW, England.)

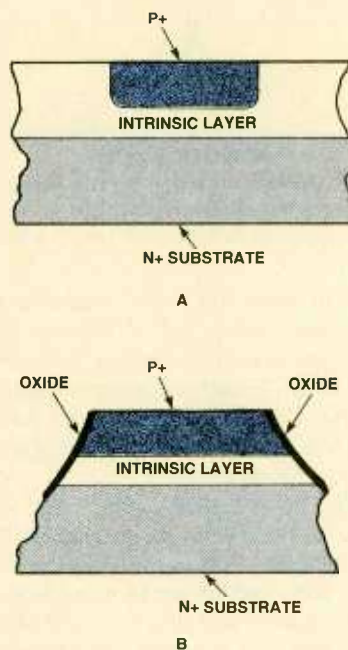


Fig. 1. There are two major structures for PIN diodes: the planar configuration shown in (A) and the mesa fabrication of (B).

N+ type substrate. The outside layers are then protected with a layer of oxide.

For high-frequency operation, the mesa structure is better because the layer thickness can be controlled more accurately. This enables the intrinsic layer to be made very thin. In addition to this, levels of capacitance can be reduced and surface breakdown are less of a problem.

Operational Characteristics

The intrinsic layer performs a vital part in the operation of the PIN diode. It has virtually no carriers (holes and electrons) of its own, and at low levels of bias the carriers do not enter this layer. As a result, no current flows.

Under reverse bias conditions, the layer of depletion and the capacitance between the P- and N-type regions remains almost the same. Under forward bias conditions, a current starts to flow. The potential causes electrons to enter the intrinsic region. Further electrons enter the N-type region from the

connection. Electrons are forced to leave the P-type region and flow into the external connection, creating holes. These holes migrate across the P-type region and enter the intrinsic region. The holes combine with electrons from the N-type region allowing further holes and electrons to enter the intrinsic region. The overall effect of this is that a current flows in the circuit.

One important characteristic of the PIN diode is that once it is forward biased it follows a very linear characteristic, being virtually resistive in nature. Unlike a normal PN junction diode, there is virtually no distortion or rectification.

There is a key frequency in the operation of the PIN diode, which we will call f_c , or cutoff frequency. At frequencies well below f_c , the PIN diode behaves as an ordinary PN junction diode. The RF signal on the diode is rectified and considerable distortion of the input signal occurs. In the vicinity of f_c , the diode begins to behave as a linear resistor with a nonlinear component. At frequencies well above f_c , the diode appears essentially as a pure resistance whose value can be controlled by a DC or a low-frequency control signal. As shown in the plot of Fig. 2, the diode resistance decreases almost linearly with increased bias current.

PIN Diode Usage

PIN diodes can be used in several areas. For amateur radio purposes, they are widely used as RF switches. When PIN diodes are forward biased they can be considered as a short circuit, although there is actually a small loss. When they are zero or reverse biased, they act as an effective isolator. For increased isolation, use is made of two or more PIN diodes in a series/shunt arrangement.

In the reverse-bias or zero condition, their capacitance is comparatively small because of the thickness of the intrinsic layer. This makes them superior to ordinary diodes whose capacitance is higher because the depletion layer (the

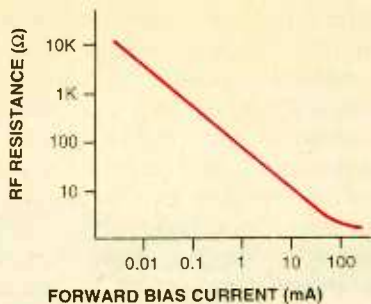


Fig. 2. A typical plot of RF resistance versus bias current of a PIN diode.

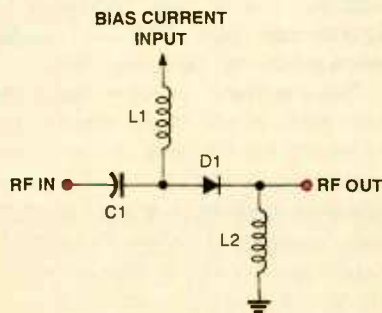


Fig. 3. A simple RF switching and attenuator circuit using PIN diode, D1. Note its linear relationship to the bias current.

layer around the junction which is depleted of holes and electrons because it is reverse biased) is not as thick. As a result, PIN diodes are often used as transmit-receive switches in transceivers. Here they are superior to electromechanical relays because they are more reliable, mechanically rugged,

and operate far more quickly.

Diodes for use in the switching applications must be high-power varieties capable of carrying a few amps when forward biased and high voltages in the reverse-bias condition. The actual specifications are naturally dependent upon the power being transmitted.

PIN diodes are also used in voltage-controlled variable RF attenuator devices. They act as variable linear resistors, controlled by the level of bias, and as a result they can be incorporated into circuits to control the level of attenuation. With careful design, the impedance of the attenuator can be maintained within reasonable limits over the range of operation. At radio frequencies, the diode appears almost as a pure resistance, whose resistance value can be varied over a range approximately 1–10,000 ohms by a direct or low-frequency control current. When the current control is varied continuously, the PIN diode is useful for attenuating, leveling, and amplitude modulating an RF signal. When the control voltage is switched “on” and “off,” or varied in digital steps, the device is useful for switching, pulse modulating, or phase modulating of an RF signal. A typical RF switching and attenuator circuit with PIN diode, D1, is shown in Fig. 3. Common inexpensive PIN diodes are the *Motorola* MPN3404 or the *Hewlett Packard* HSMS3800–HSM3900 series—just to name a couple.

Other than in RF applications, at frequencies well below cutoff, PIN diodes find uses as high-power rectifiers. PIN diodes used in these applications normally have a wide intrinsic layer, and this increases the reverse breakdown of the diode.

In next month’s column, we will continue our “What is a ...?” series as we examine a widely used semiconductor device—the familiar light-emitting diode or LED. Now let’s get to the readers’ circuits.

PUMP CONTROLLER

A friend of mine, who owns a small pump (*Little Giant*), asked me to build an electronic pump-controller, which will be placed in a small cavity. I designed this controller around a 555 timer IC and other components (see Fig. 4).

When water reaches the probes, pin 2 of IC1 goes low, triggering the timer; pin 3 goes high and stays high for as long as the time-delay potentiometer, R1, is set above a triggering value. When this trigger value is reached, the IC switches the control voltage on the solid-state relay (SSR), tying its output pins together to provide power to the 117-volt receptacle, SO1, which powers the pump. Time delay on this circuit can be set from 1 to 90 seconds. The full-wave bridge rectifier is a standard 1A, 50 PIV-type (such as *RadioShack* part 276-1146), and the transformer, T1, is a 117 volt to 12 volt, 1A, step-down type. This circuit has been working over two years without a problem.

—Jiri Stuchlik, Edmonton, Alta., Canada

Nice circuit, Jiri. The SSR should be selected for your particular circuit application, but I am sure the RadioShack part 275-310, which is rated at 3A, 125V, with a 1.2 VDC trigger voltage would be a good general-purpose relay to start with. As per our reader’s comments in the September “Think Tank” Mailbag—don’t forget to use stainless steel-type metal for the water-immersed probes.

BETTER SIDE-TONE

This circuit was originally designed to replace the side-tone circuit (using the 555 timer, IC2) in Fig. 4 of the “Electronic Keyer,” in the January 1998 “Think Tank” column, page 73, but as you will see it has other uses.

The new circuit (Fig. 5A) results in a more realistic and pleasing tone than

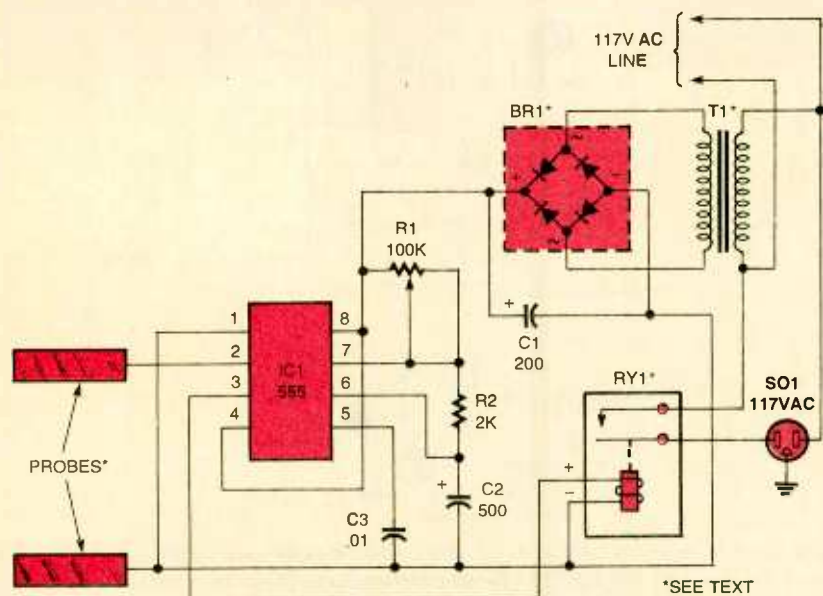


Fig. 4. This neat circuit is used as an AC controller for a water pump inserted into power outlet SO1; however, any device, which depends upon probes in a conducting medium to work, can be used in its place.

the original design with the 555 chip. This design is based around a *National Semiconductor* LM4861M audio power amplifier IC, using a phase-shift oscillator network consisting of capacitors C3–C5 and resistors R1–R3. Capacitor C2 serves as input coupling and R4 serves as overall feedback for the amplifier. Nominally the values of C3–C5 should be in the 6800-pF to 0.01- μ F range, while R1–R3 are around 10 k. If you want to adjust the oscillator frequency, change the phase-shift oscillator components—use small value capacitors to raise the frequency, or larger value capacitors to lower the frequency. Their values can be determined from the equation

$$f = 1/2\pi RC$$

where $R = R2 = R3$, and $C = C3 = C4 = C5$. Make sure these components are as close to each other in value as possible. Use good quality mica capacitors, if available.

In Fig. 5B, the circuit is converted into a code-practice oscillator. Replace transistor Q1 and resistors R5 and R6 of Fig. 5A to use this stand-alone oscillator circuit.

—Craig Kendrick Sellen, Waymart, PA

Fine addition to an originally good circuit. Craig was wondering if any of our design buffs would be interested in modifying his phase-shift oscillator design with a Wien-bridge or twin-tee oscillator configuration—and comparing the performance. By the way, we checked with National Semiconductor, and although the LM4861M IC is not that common, it is available from their major distributors.

FLASHING-LIGHT ALARM CLOCK FOR THE HEARING IMPAIRED

How can a hearing-impaired person be reliably awakened by an alarm clock? This is a problem that I've struggled with for a number of years because my daughter is hearing impaired. And, while she hears fairly well when she has her hearing aids in and on, she obviously doesn't wear her aids when she sleeps. Since she suffers from a severe-to-profound hearing loss in both ears, even the "Super-Loud" alarm clock from *RadioShack* (part 63-741) did not have the ability to wake her up.

Recently, I noticed that when I turned on the light in my daughter's room prior to awakening her in the morning, she would start to move around a little bit. I am aware that hearing-impaired people are very visual, so I started to wonder if a flashing light might awaken a hearing-impaired sleeper. I found that I could awaken my daughter by turning the room lights on and off rapidly. This led me to consider modifying my daughter's alarm clock so that it would flash an external light in sequence with the pulsating alarm.

I didn't have a schematic of the *RadioShack* alarm clock. However, it was easy to find the alarm speaker and its associated wires. Using an oscilloscope, I was able to determine that the speaker was driven by a pulsating alarm tone (as opposed to being a self-contained alarm transducer driven by a pulsating voltage source). Now, if I could just find a way to use this tone to control a light.

This task turned out to be very easy. I found an AC solid-state relay (SSR) in the *RadioShack* catalog (part 275-310). A DC current of around 30–50 mA will cause this solid-state relay to switch up to 3 amps of current at 117 VAC.

The circuit I finally came up with is

shown in Fig. 6. I simply rectified the alarm signal and applied it to the control pins on the solid-state relay. All components except the solid-state relay are mounted on a 5-lug tie-point *RadioShack* part 274-688. Number 4 hardware is used to mount the tie-point and the solid-state relay to the cover of the alarm clock. I also added a push-button switch, shown in the photos, to turn the lamp on and off. This circuit is shown across the solid-state relay. I used a *Digi-Key* part 508PB-ND because I had one, however, a *RadioShack* part 278-094 push switch would also be perfect.

There is plenty of room inside the alarm clock to add all the circuitry and the switch. For the lamp socket, I used a pendant cable with a 117-VAC receptacle on it made from an old extension cord. Take care to ensure that there is no possibility of any shorts, especially around the 117-VAC circuitry. And, of course, **do not work on the alarm clock unless it is disconnected from 117-VAC line!**

To operate, plug a lamp into the 117-VAC receptacle and ensure that the switch on the lamp is turned on. Now, just set the alarm as usual. If you

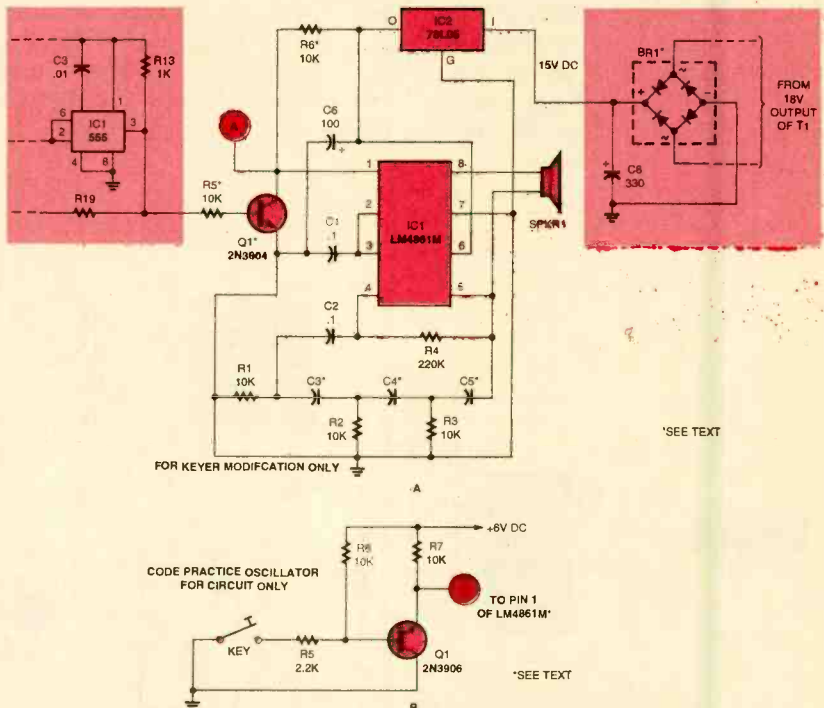


Fig. 5. These interesting circuits use the versatile LM4861M audio power amplifier IC. In (A) the IC is used in a modification to a previous *Popular Electronics* electronic keyer circuit (January 1998, "Think Tank", and shown shaded). This circuit results in better tonal qualities for the generated side-tone. In (B) the oscillator is now used in conjunction with the LM4861M IC and provides an independent code-practice oscillator, which can be used to upgrade your CW skills.

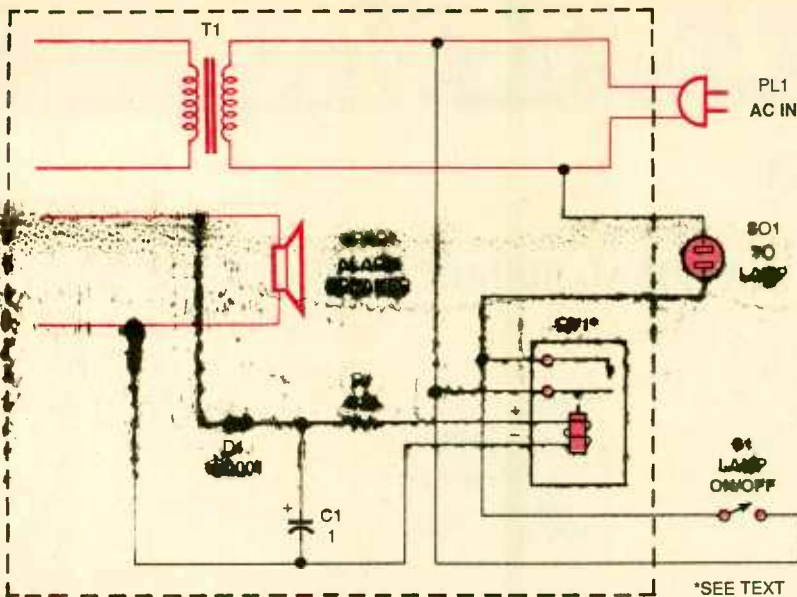


Fig. 6. Here's the circuit modification of an existing RadioShack alarm clock to provide pulsing of an external light. The original circuitry is shown in color.



Front view of the RadioShack "Super-Loud" alarm clock showing the AC receptacle for the lamp, and the lamp-controlled push-button switch on the top right-hand side. In the top view you can plainly see the added push-button switch for controlling the lamp, independent of the alarm.

want to turn on the lamp at any time, use the new lamp push-button switch mounted in the alarm clock.

The flashing lamp worked beyond my wildest dreams. It reliably wakes up my daughter very quickly. As a matter of fact, it seems to wake her up faster than our audio alarm clock is able to wake up my wife and me! If you are hearing impaired, or know of someone who is, try this simple modification to this commercial alarm clock. You (or they) will be impressed as to how well it works!

—Phil Salas, Richardson, TX

That's a handy upgrade project with a happy ending, Phil. It's great when you modify a standard item and enhance it with features that makes its performance even more useful. I am sure that many of our readers can find

novel uses for the circuit such as you described. Perhaps some enterprising manufacturer will incorporate such a feature into their product! ■

HAM RADIO

(continued from page 53)

graph keys. I received information from Jack, W4KH, the BoatAnchor Mailing List Archiver/Owner, and pass it along to you.

The members of the list have agreed among themselves to help defray the costs of the list and its distribution, through annual subscriptions, beginning 15 March 1996, with a modest annual fee. People on the list feel it is worth the effort and the fee to perpetuate the BoatAnchor's way of being, and generally regard the fee as "dues"

for a club or as "electronic postage"—prepaid for a year.

You will, as a new subscriber, have a free "trial" subscription for about four weeks, which should give you plenty of time to look us over and make up your mind, as well as time to get your subscription in and processed. If you find the information and fellowship here useful and you want to do your part to ensure the continuation of "BoatAnchors," you will find the address for sending your subscription fee in the "Welcome" message.

Like nearly all decent list servers, the BoatAnchors people have a "terms of service" or "Netiquette" in place. Each subscriber must understand that the subscription does not give one the right to be disruptive on the list. Failure to observe common courtesy and consideration for your fellow subscribers or straying way off into non-BoatAnchor topics will result in your suspension or dismissal from the list, without recourse. Exercising good judgment and polite behavior will result in a most satisfying experience and an opportunity to buy, sell or trade vintage tube equipment and parts, and locate assistance from skilled engineers and experts in restoration.

If you would like to try out the BoatAnchors list, send the list owner a simple e-mail. It should include your real name (your e-mail address will be in the headers) indicating you understand the basics of polite societies such as exists on the BoatAnchors list, and they will subscribe you for a trial period.

Note that the BoatAnchors e-mail list is a "closed" list, and only subscribers may post. They have taken many steps to remove, block, and otherwise keep "SPAM" off the list. As part of that effort, they subscribe to the "RBL" real-time database of SPAM sites, and block all mail from those sites. Should your ISP become a "blocked" site, you will not be able to send mail to the list administrators, and you will not be able to post to the list itself. Your only recourse is through your ISP, in encouraging your ISP to change whatever is causing the site to be blocked. We do maintain a secondary address at w4kh@hotmail.com, which should remain open for e-mail in case mail is blocked by "theporch.com." Contact BoatAnchors at: listown@jackatak.theporch.com. I can be reached by snail mail at P. O. Box 1099, Falls Church, VA, 22041, or by e-mail at carrij@aol.com. ■

DX LISTENING

New New Guinea

DON JENSEN

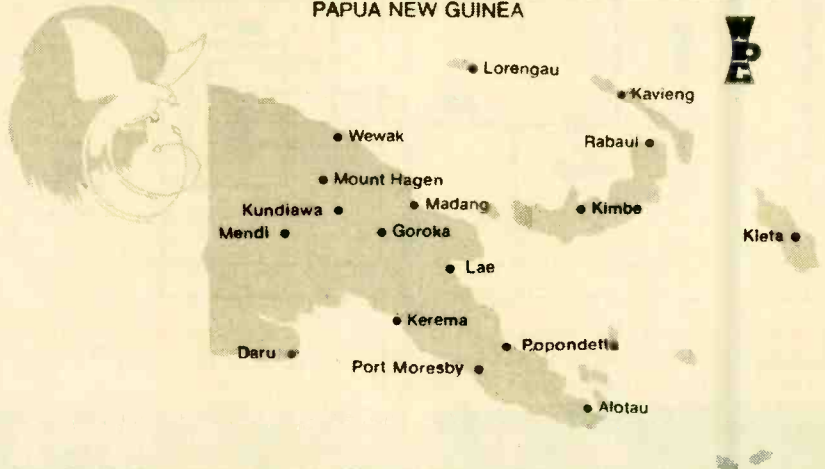
Q uick! What is the second largest island in the world? The answer is New Guinea. (The largest, by the way, is Greenland). Now that the prime DX season of Fall is upon us, it's time to begin hunting those tough-to-hear stations that may have eluded you during the warmer months, when atmospheric noise and static obscured the weaker signals. And one particularly tempting target country for SWLs is the island nation of Papua New Guinea (PNG), which shares the world's number two island-size record with Indonesia. There are a surprising number of domestic SW broadcast outlets in PNG, none of them easy to hear, but most of them sometimes audible in North America at this time of year, given favorable reception conditions.

Papua New Guinea has an interesting history. In the 1880s, when European powers were busily grabbing chunks of overseas territory as colonies, one prime bit of real estate was the very large, lush island just north of Australia. To resolve conflicting colonial claims by imperial Germany, Great Britain, and Holland, New Guinea was divided into three parts.

The entire western half went to the Netherlands, and now it is part of Indonesia known as Irian Jaya. The rest was split between England and Germany. The southern quadrant, known as Papua, went to Great Britain, and, after the turn of the century, to Australia. Germany wound up with the island's northeast section, and a number of nearby small island groups. When Germany lost World War I, its New Guinean territories were mandated to Australia to administer. In the mid-1970s, the entire eastern half of the island gained independence as Papua New Guinea.

Even today, there still are parts of the

NATIONAL BROADCASTING COMMISSION PAPUA NEW GUINEA



A map showing the locations of some of Papua New Guinea's National Broadcasting Corporation (formerly Commission) shortwave stations.

interior of this island of jungle and jagged mountains that are, in truth, little removed from the Stone Age. In colonial days, Australia established shortwave services at Port Moresby, the capital, and at a number of small communities, both on New Guinea itself and on some of the outlying islands, such as New Britain, New Ireland, and part of the Solomons group.

With independence, nearly a quarter century ago, these SW outlets and some additional stations became part of the island's National Broadcasting Corporation (NBC) of Papua New Guinea. The NBC shortwave chain includes some 20 stations. However, Papua New Guinea is, after all, a Third World nation with limited resources, so some of these stations are frequently off the air for various periods of time. A recent check showed no sign of at least six of them, apparently shut down at least temporarily. However they may be back on, while others have gone silent, by the time you read this.

The key station, though not necessarily any more reliable than the local outlying outlets, is the National station at Port Moresby, which targets the entire population as well as serving, according to announcements, as "the Voice of Papua New Guinea throughout

the Pacific." After a period of inactivity, the National station again has been heard on both 4890 and 9675 kHz.

The National station has 100-kilowatt transmitters; the other stations use 10-kilowatt units. Recent reception suggests that the former and a number of the latter probably are running less than peak power. The best time to hear any of Papua New Guinea's NBC stations is during the last hour or two before your local dawn.

The other NBC shortwave stations are targeted to local and regional audiences. Located throughout the Papua New Guinea-half of the big island are:

Radio Eastern Highlands at Goroka, on 3395 kHz; Radio Western Highlands at Mt. Hagen, on 3375 kHz; Radio Southern Highlands at Mendi, on 3275 kHz; Radio East Sepik at Wewak, on 3335 kHz; Radio Sandaun (Radio West Sepik) at Vanimo, on 3205 kHz; Radio Northern at Popondetta, on 3345 kHz; Radio Central at Boroko, on 3290 kHz; Radio Western at Daru, on 3305 kHz; Radio Madang at Madang, on 3260 kHz; Radio Milne Bay at Alotau, on 3365 kHz; Radio Morobe at Lae, on 3220 kHz; Radio Gulf at Kerema, on 3245 kHz; Radio Enga at Wabag, on 2410 kHz; and Radio Simbu at Kundiawa, on 3355 kHz.

CREDITS—Rich D'Angelo, PA; J. Findlater, CA; Bob Hill, MA; Fred Kohlbrenner, PA; David Krause, OH; George Maroti, NY; William McGuire, MD; Ed Newbury, NE; Jay Novello, NC; Denis Pasquale, PA; Bob Raymond, NH; Terry Wolf, OH; Dan Ziolkowski, NY.

On the outlying smaller islands of Papua New Guinea are Radio East New Britain at Rabaul, 3385 kHz, and Radio West New Britain at Kimbe, 3235 kHz, both on New Britain island; Radio New Ireland at Kavieng, 3905 kHz, on New Ireland; and Radio Manus, at Lorengau, 3315 kHz, on Manus Island in the Admiralty group.

PIDGIN PROGRAMMING

More than 30 ethnic languages are heard on the local and regional stations, and some English programming also is aired, especially on the National outlet station. But a particularly interesting language used by many of the NBC stations is Pidgin—formerly known as Pidgin English—which is understood in many parts of PNG.

Pidgin began in the 19th Century as a radically simplified version of English used by European traders to communicate with the diverse native peoples of New Guinea. Eventually, it evolved into a real and separate language with its own vocabulary, spelling, and grammar.

"Harim program bilong olgeta pipal ikam long NBC."

This identification announcement, put into something more like English would be "Hear him program belong all together he come along NBC, or, more freely translated, "Listen to the programs for everyone from the National Broadcasting Corporation of Papua New Guinea."

In Pidgin or the King's English, that's good advice for any SWL!

PACIFIC PARADISE

Long a favorite station of many DX listeners, the *Societe Nationale de Radio Television Francaise d'Outre Mer* shortwave outlet on Tahiti has had a rocky couple of years. RFO, for short, had an old and truly unreliable shortwave transmitter near Papeete, capital of French Polynesia. When it was on the air, and usually it was not, reception was very poor.

This was a shame, too, since the programming, often wonderful island music with its pulse-racing Tahitian drumming, was among the most exotic-sounding to be heard on shortwave. It was enough to send your imagination winging across the thousands of blue ocean miles to this paradise.

The good news, though, is that RFO seemingly has a new transmitter and again is being heard with regularity and

vastly improved signals. The frequency is 15170 kHz. Look for this one with local Tahitian and French programming—with French news, a satellite feed from Paris, on the hour—until 0600 UTC, when it switches to all French, the AM and FM domestic France-Inter network, also fed by satellite.

CHILE TODAY

A new station, which should be fully operational by now, Radio Vision Cristiana promises to do for Chile what longtime religious broadcaster HCJB has done for Ecuador—make an otherwise not-so-easy South American SW country a simple catch.

Like HCJB, Radio Vision Cristiana is a Christian radio station. Two years ago the British religious organization, Christian Vision acquired a series of high powered 100-kilowatt shortwave transmitters, formerly used by the Chilean government Radio Nacional de Chile, long off the air. After applying for a license to broadcast from Santiago, Radio Vision Cristiana began testing on one frequency, around 21550 kHz, earlier this year.

Chief engineer Andrew Flynn, who formerly was assigned to another Christian Vision shortwave outlet in Zambia, southern Africa, said that programming in Spanish will be directed to listeners from Mexico to southern South America, with Portuguese programs for a Brazilian audience. It seems likely that there also will be some English, if only identifications.

In time, Radio Vision Cristiana will use more and different frequencies. To check on this, you can e-mail the station at vozcris@interaccess.cl or check out its Web: www.christian-vision.org/. The mail address is Radio Vision Cristiana, Box 490, Santiago 3, Chile.

DOWN THE DIAL

Why not drop a note with details on the interesting SW stations you've come across. Be sure to include the time and frequency and some notes on what you heard, particularly if you liked or disliked the programming. Send along any questions you may have about SWLing, in general, or about particular stations or countries broadcasting on shortwave. I'll try to answer them for you.

The address is: Don Jensen, c/o DX Listening, *Popular Electronics*, 500 Bi-County Blvd., Farmingdale, NY 11735.

In the meantime, here are some SW targets to tune for:

ALBANIA—7160 kHz, Radio Tirana is on this frequency with political news and identification in English around 0245 UTC.

ICELAND—5055 kHz, Ríkisutvarpid, the national broadcasting service in the capital of Reykjavik transmits here in Icelandic. It was noted with a sermon at 1834 UTC, with a parallel transmission on 9275 kHz. These transmissions utilize the upper sideband mode. The station also has been heard on 11402 and 13650 kHz, around 1950 UTC.

LATVIA—5935 kHz, Radio Latvia in Riga has been heard with English language programming until sign off at 2135 UTC.

MEXICO—9705 kHz, Radio Mexico International has an English program called "Antenna Radio Summary," at 0415 UTC, followed by English news and identification.

NIGERIA—7255 kHz, Voice of Nigeria in Lagos has English programming from after 0500 UTC until 0700 UTC, when the schedule switches to French. Programs include news and rock music with an African beat.

PAPUA NEW GUINEA—4890 kHz, the National station is logged here at 0920 UTC, in English, relaying a program from Radio Australia. This was followed with local news and popular music.

PHILIPPINES—9670 kHz, Radio Veritas Asia, a Roman Catholic SW outpost in the Philippines, is heard at 1200 UTC with programs in the Lao languages, preceded by an English identification.

SUDAN—9200 kHz, Republic of Sudan Radio operates on this frequency around 1900 UTC. It has been heard with long programs in Arabic, with mention of the Sudanese city of Omdurman.

TURKEY—7300 kHz, Voice of Turkey has Turkish music and a folklore program in English after 2330 UTC.

UGANDA—3340 kHz, Radio Uganda is noted here from around 0400 UTC with lively African highlife music. At 0420 UTC it was heard with English news on another frequency, 4976 kHz.

UNITED ARAB EMIRATES—15395 kHz, Dubai's SW outlet is observed signing on with Arabic programming, music and recitations from the Holy Qu'ran, at 1500 UTC.

ANTIQUE Radio

Radio Repair for Dummies-2

MARC ELLIS

Last month, I began a series on basic antique radio repair. It is aimed at those of you who are either new to the hobby or who are just beginning to think about working on some of the acquisitions you have been collecting. I plan to present strategies to use to return many sets to working condition, even if you don't yet have a lot of technical expertise.

Before going on, I need to mention that the discussion so far is slanted towards AC sets (the ones that plug into the wall socket). Though much of what has and will be said also applies to the earlier battery models, I'll add some specific tips for them at the end of the series.


In our first installment, I discussed some basic tools and resources that should be on a restorer's workbench. Then a first inspection of a radio to be restored was done, using no tools but eyes and ears to search for clues to component failures and other problems. Finally, it was time to begin actually working on the radio—doing an initial clean-up and removing the tubes.

TUBE SHIELDS

To continue on the subject of tubes, it's important to bring up the often-neglected subject of tube shields. If your radio happens to be equipped with metal tubes, which are self-shielding, you won't have to worry about this. But sets with glass tubes will almost invariably have tube shields installed at certain critical locations.

Tube shields may be straight and cylindrical. Or, in the case of the tubes with "double dome" (type-ST) bulbs, the shields may be made in two halves shaped to the contours of the glass. Locked together with a snap ring, the halves snugly enclose the bulb. Regardless of design, the shield must make contact with one or more "wipers" mounted on the chassis so it can be effectively grounded. It may also have a separate "hat" piece to cover the top of the tube.

Later tubes with the small cylindrical



Make sure your set is fitted with all of the shields it was designed to have. If necessary, find replacements on a "junkie" chassis.

cal "bantam"-type bulbs were fitted, when necessary, with simpler cylindrical shields—usually one-piece—which slipped over the glass and made contact with the chassis as already described. The still later baseless miniature tubes were also fitted, when necessary, with similar shields.

Tube shields prevent electronic feedback and other undesirable interactions that can take place in sensitive circuitry carrying radio-frequency energy. The shielding system installed by the radio's manufacturer must be kept intact, otherwise the set may squeal, motorboat, or develop some other type of annoying and difficult-to-correct oscillation.

If your radio has some shielded tubes, note the fittings installed on the chassis to contact the shields. Then see if such fittings are installed in other locations currently without shields. If so, you'll need to replace these. "Junker" radios obtained at flea markets are your best source.

ELECTRICAL CLEANING

Once the tubes and shields are removed, check to see if there are any other "plug-in" components such as loudspeakers, loop antennas, and pilot-lamp assemblies. Cautiously remove the plugs, being careful not to force them in cases where contacts seem to

be "welded" by corrosion. Use a gentle rocking motion to loosen the contacts, and then ease the plugs out little by little.

Your next job is to clean all of the electrical contact points in the radio. This includes tube and plug pins, tube and plug socket contacts, and surfaces where tube shields mate with each other or the chassis. Spray a good brand of contact cleaner/lubricant on the pins and contacts; then gently work the tube or plug in and out of its socket several times. Examine the pins carefully, and use fine sandpaper or steel wool to remove any remaining corrosion. Also spray the mating surfaces of the tube shields, as well as their chassis contacts, following up again with light sanding or light cleaning with steel wool.

Each of the controls in the radio will require individual attention. For potentiometers such as the volume and tone controls, use the extension straw on your aerosol cleaner can to squirt the solvent inside the metal cover. You can usually squirt through the crack where the cover wraps around the terminal strip. Then work the control back and forth through its full range several times so that the solvent will have a chance to cut through any deposits on the wiping contact or resistance element.

Treat all switches the same way. Band switches usually have open contacts, which make it easy to apply the cleaner. Also be sure to clean the tone control, station selector, and other switches. Enclosed slide-switches, if present, can be handled just like potentiometers: Find a crack around the switch terminals through which to squirt enough cleaner to do the job. Also look for wiping contacts on the tuning capacitor, spray them liberally with cleaner, and work the control through its range several times.

TUBE TESTING

"But I don't have a tube tester," you say. "I'm just getting started!" Well that's the point. You don't have to worry too much about testing tubes. It's

amazing how rare it is for a tube problem to be bad enough to stop a set from working. Even a set with one or more tubes rated as "weak" on a good tester will often run just fine, pulling in a good selection of stations with no trouble at all. Of course, a tube that doesn't light (open heater) will definitely silence any radio.

If your set is transformer-powered and has glass tubes, you can easily spot an open heater. When you are ready to turn on the radio for the first time, just observe it in dim light and make sure all the tubes glow. If the set has metal tubes and will not operate, you can feel the tubes to see if one is not heating up.

You could also use the "ohms" scale of your multimeter (lowest resistance range) to check for continuity between the filament pins of each of the tubes. Your tube manual will tell you which pins they are. Recommendations about multimeters and tube manuals were made in last month's column.


The AC-DC radio, as described in last month's column, is quite prone to open-heater tube problems. The circuit design is such that the heaters glow brightly, operating on more than their rated voltage, for a few seconds after the radio is first turned on. Because of this, heater failure is much more common than in transformer-powered sets.

And there's an additional complication. Since the heaters of AC-DC sets are wired in series, the failure of one heater will cause all to go out—just like with an inexpensive Christmas light set. In a way, this simplifies troubleshooting. If the tubes refuse to light when you are ready to power up the set for testing, the problem that caused the set to fail is likely to be a burned-out heater. Use your ohmmeter to find out which one.

Never fail to ohmmeter-check and (if necessary) replace the pilot light on an AC-DC set. For reasons we won't explore right now, operating some AC-DC sets with a burned-out pilot light can lead to premature rectifier tube heater failure.

THE SMOKE TEST

If the radio you are trying to coax into life is one that you plan to use or demonstrate frequently, you should strongly consider replacing all of the paper and electrolytic capacitors with new ones. This will eliminate a lot of problems that could be waiting in the



Behind almost every knob on the set you are restoring will be a potentiometer or switch in need of cleaning and lubrication.

wings to keep your radio from operating. It will also provide insurance against short circuits that can lead to failure of other components that are very difficult to find replacements for, such as power-, IF-, or output-transformers. Such capacitor replacement, which will be discussed in the next installment, is well within the capabilities of even a neophyte restorer.

However, if the radio is not one of the showpieces of your collection, and will be turned on only occasionally, it's not unreasonable to consider a test with the existing capacitors. Providing, of course, that you've found no burned, melted, or charred components in your initial inspection. Most people won't want to expend the time or the materials to put every set in their collection in top working order.

If you discovered a brittle or broken line cord during your initial inspection, now is the time to replace it. As was discussed last month, replacing a line cord that contains a voltage-dropping resistance element (present as a third asbestos-covered wire) is beyond the scope of this series. It will have to be covered in a series on more advanced troubleshooting. Now is also the time to correct any corroded or loose grounds, or other questionable connections, you may have found during the inspection.

Before starting up your set, find an extension cord in good condition and cut one of the two parallel wires. Connect the free ends to an ordinary lamp socket. Screw the lowest wattage bulb you have available into the socket and plug the radio into the cord. The lamp will be in series with the line and the radio when you plug the extension cord into your isolation transformer (see last

month's column). Connect your multimeter (on an AC range appropriate for 115 volts) across the line where it enters the radio.

With the radio's power switch in the "off" position, plug in the extension cord. Your multimeter should read the normal line voltage. Turn on the power switch and observe the meter reading. If it drops to less than about 50 volts, try the next highest wattage bulb. The idea is to start up the set at a very low voltage to give the long-disused electrolytic power-supply filter capacitors a chance to "re-form." "Forming" is the process by which the thin layer of electrolytic paste between the layers of foil in the capacitor, under the action of electric current, builds up its insulating properties.

On a more sophisticated workbench, start-ups on old sets are done with a continuously variable autotransformer such as a *Variac*. This allows the line voltage to be built up slowly and gradually to facilitate the forming process. However, this cruder method will work reasonably well.

When you get near a value of 50 volts, carefully remove the probes from the AC line and reset your multimeter to the 250-volt DC range. (About a 500-volt range if you are dealing with a transformer-powered set.) Connect the negative probe to chassis ground and the positive probe to one of the rectifier heater-socket contacts (either one). You should read a small DC voltage—perhaps 25–50 volts.

If not, the rectifier tube heater may not be receiving enough voltage for the tube to conduct and provide DC to the filter caps. Try a somewhat larger light-bulb wattage and see what happens.

(Continued on page 65)

Circuit Circus

Light it Up!

CHARLES D. RAKES

This session, the *Circus* is going to spotlight circuits using a very interesting and unique infrared light-to-frequency converter integrated circuit. The TSL245 IC, manufactured by *Texas Instruments*, converts light intensity to frequency without any additional components or circuitry.

A pictorial and functional block diagram for the TSL245 is shown in Fig. 1. Inside the three-legged CMOS chip is a silicon photodiode, encased in a visible-light cutoff filter, along with a current-to-frequency converter. The output is a true 50% duty cycle square-wave with frequency directly proportional to the light intensity hitting the photodiode. The photodiode responds best to infrared light in the wavelength range of 800 nanometer (nm) to 1100 nm, but is not blind to visible light (4000–7000 nm). (*The TSL230 and TSL235 devices have a response range in the visible spectrum—Editor*). The device operates on a single supply source of 2.7 to 6 VDC with low power consumption (5 mW) and is TTL compatible. (*Since this device is rather unusual and may be difficult to find at your local parts store, the sidebar lists several suppliers—including the author—who have this part available—Editor*.)

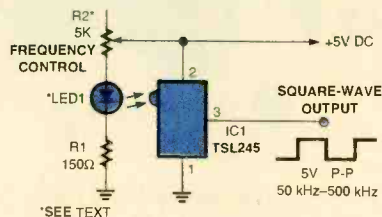


Fig. 2. Just apply some IR energy from the LED and a square-wave output will result.

PARTS LIST FOR THE LIGHT-VARIABLE SQUARE-WAVE GENERATOR (FIG. 2)

IC1—TSL245 infrared light-to-frequency converter, integrated circuit (see sidebar)

LED1—Infrared light-emitting diode (Mouser part 512-QED223; Tel. 800-346-6873), or similar

R1—150-ohm, 1/4-watt, 5% resistor

R2—5000-ohm potentiometer

LIGHT-VARIABLE SQUARE-WAVE GENERATOR

Our first circuit, see Fig. 2, is a variable-frequency square-wave generator that covers the frequency range of 50 kHz to about 500 kHz, using the potentiometer R2 as the frequency control. An infrared (IR) LED (with specified maxi-

mum output at 880 nm) is aimed at the input window of the TSL245 (that's the small domed-bulge on the front of the IC), with a spacing of about half inch.

The IR pair must be housed in a light-tight enclosure. This step is very important, because any outside light that reaches the photodiode will interfere with the circuit's operation. The circuit's lowest operating frequency is limited by the minimum amount of light that reaches the photodiode. In total darkness, the circuit's output frequency can be less than 1 Hz. The circuit's lowest operating frequency occurs when R2 is set to its maximum resistance value and the LED's light output is at its lowest level.

The square-wave generator circuit may be modified to operate in the audio frequency range by increasing the value of R2 to a 10k resistor or 20k potentiometer. If the circuit fails to operate at low frequencies, temporarily remove power from the IR LED and check the output frequency. If it is above 50 Hz, there is a good possibility that outside light is reaching the photodiode. Shine a bright light at the circuit and check for a frequency increase. If no change occurs, the housing is light-tight. If an increase occurs, locate the light leak and provide cover.

LIGHT-OPERATED VARIABLE-PITCH AMPLIFIER

Our next circuit, Fig. 3, places the TSL245 in a light-seeking circuit that produces an audible output tone in response to the level of IR-light hitting the IC. Even though the IC has a built-in IR filter, additional filtering must be used for the circuit to operate in the audio frequency range in normal ambient light. A suitable IR filter can be made from the unexposed and developed ends of 35mm, or similar type, film. The film ends will be very dark and may be stacked in as many layers as necessary over the front of the IC for the circuit to produce a 2- to a 8-kHz output tone in a room with normal light. The number of film layers used

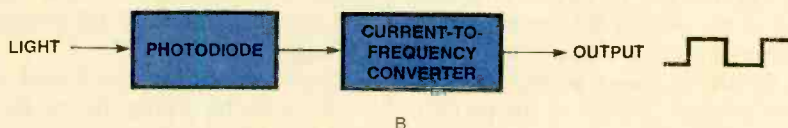
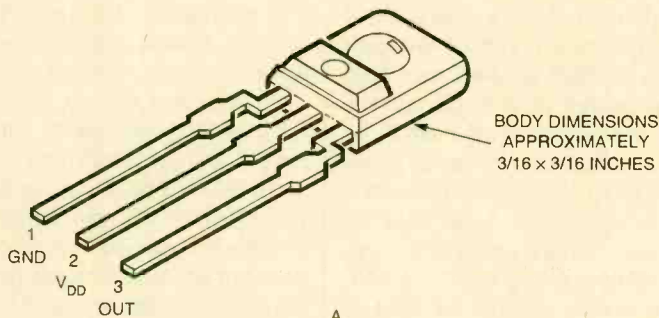


Fig. 1. The unusual TSL245 light-to-frequency integrated circuit is illustrated in A, while B shows a functional block diagram of the converter.

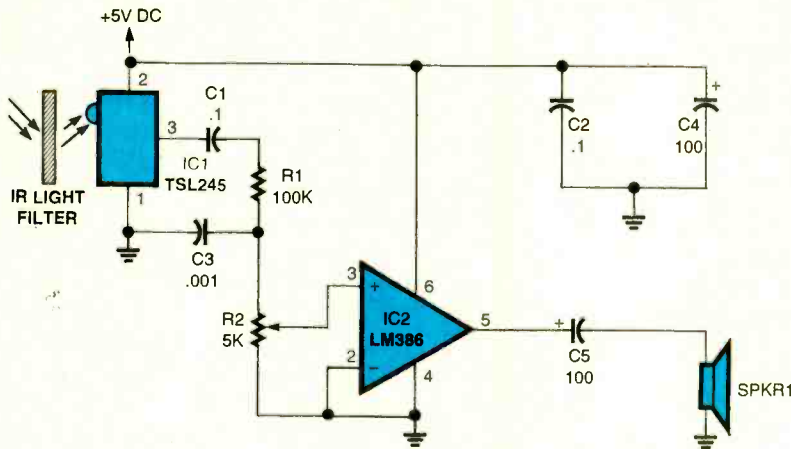


Fig. 3. This fun-circuit produces an audio output whose pitch is proportional to the light falling upon IC1.

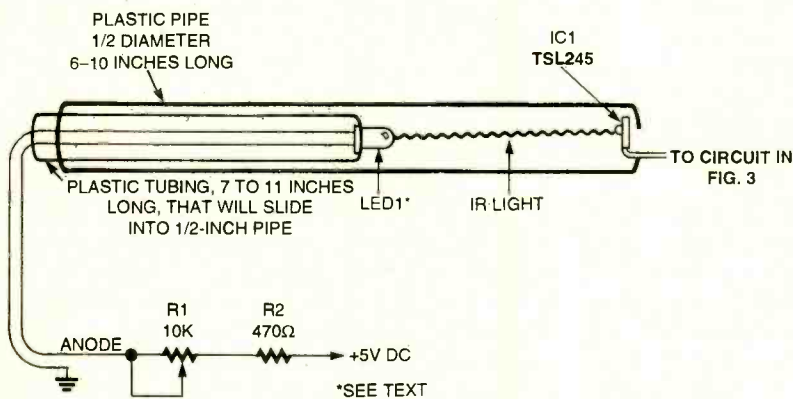


Fig. 4. Add this tube with an adjustable LED-to-IC positioner, and you have an electronic trombone.

will set the circuit's maximum operating frequency. The lowest output frequency will depend on the minimum amount of light allowed to reach the IC's photodiode.

Here's how the circuit operates and what you can do with it. The ambient light impinging upon IC1 causes the TSL245 to produce an output, which is coupled through C1, R1, and R2 to the input of an LM386 audio power amplifier IC. C3 bypasses the higher frequencies to ground. The amplifier drives a small 4-ohm speaker. If you want to change the output frequency, wave your hand over the TSL245 and the reduction in light will lower the oscillator's output frequency (or pitch). Block all of the light you can with your hand or any opaque object, and the tone will drop to its lowest frequency. If you're musically inclined, try varying the light level with your hand and see if you can play a simple tune.

ELECTRONIC-TROMBONE CIRCUIT

Let's get into the music-making mood and take a look at the circuit in Fig. 4—add it to the light-seeking circuit in Fig. 3, and you have a fun electronic-trombone circuit. The TSL245 is mounted in one end of a piece of 1/2-inch plastic pipe facing toward the opposite end. The area behind IC1 must be sealed to prevent light from entering around the backside of the integrated circuit. The TSL245 connects to the circuit in Fig. 3, as IC1. An IR LED is mounted in one end of a plastic tube that snugly slides into 1/2-inch pipe. As the LED moves in the direction of the TSL245, the output frequency goes up, and as the LED moves away from the IC, the frequency drops accordingly. The oscillator's frequency range is set with potentiometer R1—adjust it to operate within the audible frequency range. If too

PARTS LIST FOR LIGHT-OPERATED VARIABLE-PITCH AMPLIFIER (FIG. 3)

C1, C2—0.1- μ F, ceramic-disc capacitor
 C3—0.001- μ F, ceramic-disc capacitor
 C4, C5—100- μ F, 25-WVDC, electrolytic capacitor
 IC1—TSL245 infrared light-to-frequency converter, integrated circuit (see sidebar)
 IC2—LM386 audio power amplifier, integrated circuit (NTE823, S9210, or equivalent)
 R1—100,000-ohm, 1/4-watt, 5% resistor
 R2—5000-ohm potentiometer
 SPKR1—4-ohm speaker
 Miscellaneous—IR light filter material, etc.

PARTS LIST FOR ELECTRONIC-TROMBONE CIRCUIT (FIG. 4)

IC1—TSL245 infrared light-to-frequency converter, integrated circuit (see sidebar)
 LED1—Infrared light-emitting diode (Mouser part 512-QED223; Tel. 800-346-6873), or similar
 R1—10,000-ohm potentiometer
 R2—470-ohm, 1/4-watt, 5% resistor
 Miscellaneous—plastic pipe, etc. (see text)

much ambient light enters the plastic pipe, try painting the outside with a flat-black paint.

LIGHT-OPERATED THEREMIN INSTRUMENT

Our next circuit, Fig. 5, adds a phototransistor to the basic circuit in Fig. 3, turning it into a simple light-operated Theremin. For those not familiar with this term, a Theremin is an unusual musical instrument that is played without touching or contact; merely waving your hand near the circuit changes the pitch and volume of the output.

The phototransistor, Q1, is connected in a voltage-divider circuit between the output of IC1 and the input to IC2. The ambient light level on Q1 sets the pitch output level (when Q1 is dark or covered, this minimum light level sets the maximum tone output). Light variations on IC1 determine the volume of the output level.

Separate Q1 and IC1 by about ten inches and use one hand to control the volume and the other for the tone. Adjust potentiometer R1 for the best volume operating range. If too much light is getting to the phototransistor, place some IR filters over it, and adjust the number of filters for the best high/low pitch operating range. A similar procedure may be required for the control of volume determined by IC1.

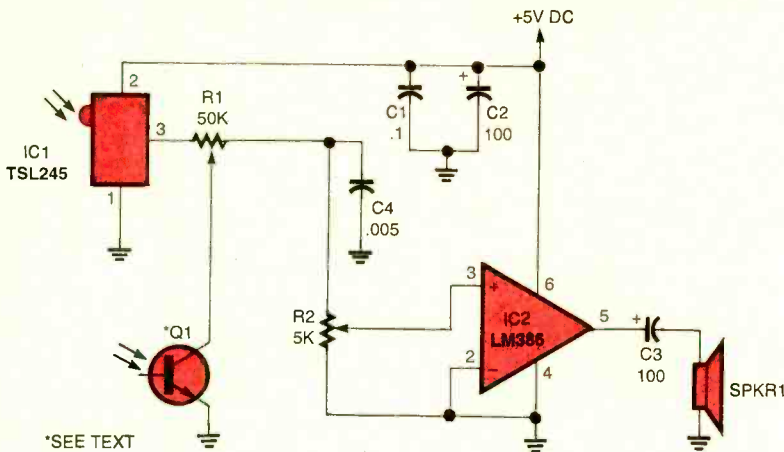


Fig. 5. This unusual circuit functions as a light-operated Theremin musical instrument. Varying the light upon the phototransistor and IC1 sets the pitch and volume, respectively, of the output.

PARTS LIST FOR LIGHT-OPERATED THEREMIN INSTRUMENT (FIG. 5)

- C1—0.1- μ F, ceramic-disc capacitor
- C2, C3—100- μ F, 25-WVDC, electrolytic capacitor
- C4—0.005- μ F, ceramic-disc capacitor
- IC1—TSL245 infrared light-to-frequency converter, integrated circuit (see sidebar)
- IC2—LM386 audio power amplifier, integrated circuit (NTE823, SK9210, or equivalent)
- Q1—IR phototransistor (*Mouser* part 512-QS0723; Tel. 800-346-6873), or similar
- R1—50,000-ohm potentiometer
- R2—5000-ohm potentiometer
- SPKR1—4-ohm speaker

AUDIO-SWEEP GENERATOR

Our next entry, see Fig. 6, places the TSL245 in a light-driven audio-sweep generator circuit. The IR LED and TSL245 are located about 1/4-inch apart face-to-face and housed in a light-tight enclosure.

The circuitry following IC1 is essentially the same as was used in Fig. 3, but in this circuit we're supplying a varying IR light source to control IC1's output frequency. IC3, a 555 IC oscillator/timer, is connected as a low-frequency oscillator circuit operating at about 1 Hz. Transistor Q1 is connected in an emitter-follower circuit that offers

isolation between the high-impedance saw-tooth waveform output generated at IC3's pins 2 and 6, and the low input resistance of the IR LED. As the voltage across capacitor C6 increases, the current through LED1 rises, producing more light that in turn causes IC1's output frequency to increase. The sweep generator's frequency is set by R4, the square-wave output frequency range is controlled by R5, and the amplitude by R6.

This audio-sweep generator can be used to plot the output curve of an audio filter, response of an amplifier to a square-wave input, and in any other test arrangement that requires this type of signal. Also there is a fun side to using this circuit. You can play around with the settings of potentiometers R4 and R5 and make the generator sound like a number of different electronic siren circuits.

AUDIBLE LIGHT COMPARATOR

Our last design for this visit is an audible light comparison circuit shown in Fig. 7. This circuit operates somewhat like the old beat-frequency metal locator's circuits that were popular in the 1960s. The two TSL245 outputs are connected together through two 10k isolation resistors and then through a common 10k mixing resistor. The mixed signal output is tied to the high

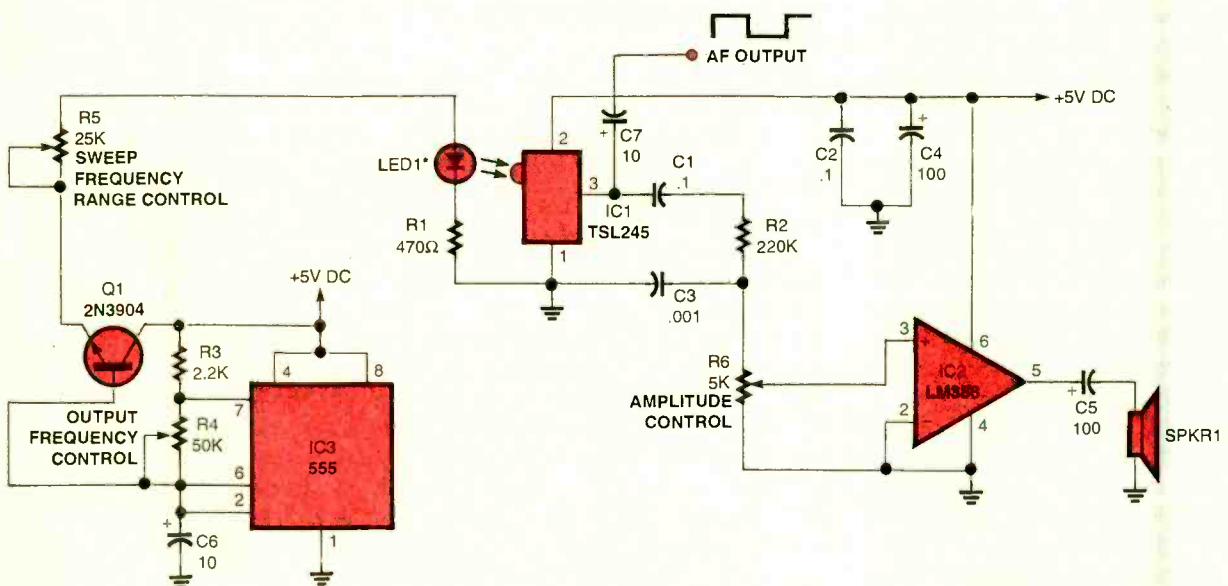


Fig. 6. In this circuit, the TSL245 IC is configured to produce an audio sweep generator—complete with frequency, range, and amplitude controls.

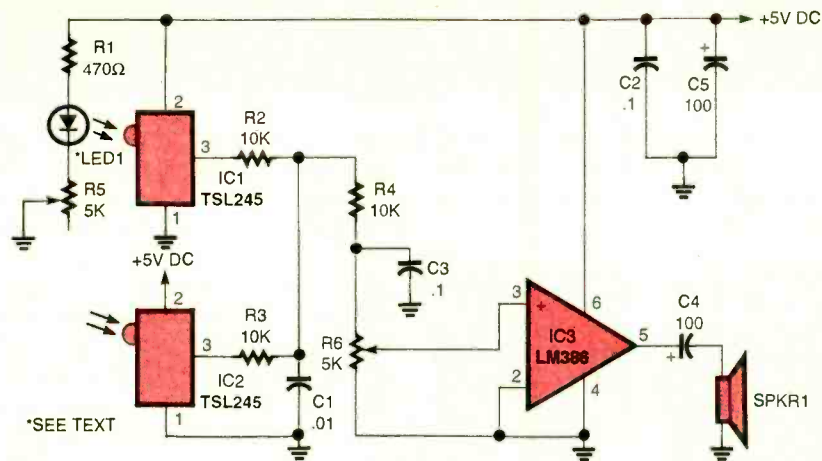


Fig. 7. Here two TSL245 ICs are arranged in an audible light comparator circuit. Any difference in light upon the photodiode area of these ICs will produce a notable audio signal from the speaker.

PARTS LIST FOR AUDIO-SWEEP GENERATOR (FIG. 6)

- C1, C2—0.1- μ F, ceramic-disc capacitor
- C3—0.001- μ F, ceramic-disc capacitor
- C4, C5—100- μ F, 25-WVDC, electrolytic capacitor
- C6, C7—10- μ F, 25-WVDC, electrolytic capacitor
- IC1—TSL245 infrared light-to-frequency converter, integrated circuit (see sidebar)
- IC2—LM386 audio power amplifier, integrated circuit (NTE823, SK9210, or equivalent)
- IC3—555-oscillator/timer, integrated circuit (NTE955M, SK3564, or equivalent)
- LED1—Infrared light-emitting diode (Mouser part 512-QED223; Tel. 800-346-6873), or similar
- Q1—2N3904 general-purpose NPN transistor (NTE123AP, SK3584, or equivalent)
- R1—470-ohm, $\frac{1}{4}$ -watt, 5% resistor
- R2—220,000-ohm, $\frac{1}{4}$ -watt, 5% resistor
- R3—2200-ohm, $\frac{1}{4}$ -watt, 5% resistor
- R4—50,000-ohm potentiometer
- R5—25,000-ohm potentiometer
- R6—5000-ohm potentiometer
- SPKR1—4-ohm speaker

SOURCES FOR THE TSL245 IC

Charles D. Rakes
P. O. Box 445
Bentonville, AR 72712
Please send \$2.80 per device to cover part plus shipping

Newark Electronics
Tel. 800-463-9275
Equivalent part number:66F4572

Wyle Electronics
Tel. 800-414-4144

PARTS LIST FOR AUDIBLE LIGHT COMPARATOR (FIG. 7)

- C1—0.01- μ F, ceramic-disc capacitor
- C2, C3—0.1- μ F, ceramic-disc capacitor
- C4, C5—100- μ F, 25-WVDC, electrolytic capacitor
- IC1, IC2—TSL245 infrared light-to-frequency converter, integrated circuit (see sidebar)
- IC3—LM386 audio power amplifier, integrated circuit (NTE823, SK9210, or equivalent)
- LED1—Infrared light-emitting diode (Mouser part 512-QED223; Tel. 800-346-6873), or similar
- R1—470-ohm, $\frac{1}{4}$ -watt, 5% resistor
- R2, R3, R4—10,000-ohm, $\frac{1}{4}$ -watt, 5% resistor
- R5, R6—5000-ohm potentiometer
- SPKR1—4-ohm speaker

end of the 5k volume-control potentiometer. Capacitors C1 and C3 filter out the high frequency signals that are above the hearing range. If the two TSL245s are receiving the same light intensity from the IR LED light source, LED1, their output frequency will be very close, and the difference frequency from the mixer will be low and easily heard coming from the speaker. If something partially blocks the light from either of the light detectors, the output of the partially blocked IC will go down in frequency, and the resultant audio-output pitch will go up in frequency by the same amount.

The circuit may be used to compare and match various types of light filters. Initially position the IR LED so both of the TSL245s are receiving the same light input level—this will produce the

same output frequency. The circuit is now in the zero-beat mode of operation, and no output tone will be heard. Place a filter between each of the TSL245s and the IR LED, and any difference in the two filters will be indicated by the audio output tone.

It looks like we're about out of light at this *Circuit Circus* visit—so tune in next month at the same time for more circuitry. ■

ANTIQUE RADIO

(continued from page 61)

When you do succeed in measuring some voltage at the tube pin, let the set sit in that condition for five or ten minutes. Then try yet a larger bulb to increase the voltage still more—allowing the set to operate at the higher level for another few minutes.

If your old filter caps decide to fail, shorting out the power supply, the light bulb in the extension cord should suddenly increase in brilliance, warning you of the problem and absorbing power that would otherwise be destructive to the set. Then your only recourse would be (at the very least) to install new filter capacitors. But if no shorts develop, disconnect the extension cord, plug the radio directly into your isolation transformer, and tune around. Your set may now be alive!

Come back next month for the final installment in "Radio Repair for Dummies," when we will talk about giving your radio a complete recap job. ■




"What do you think, Marvin, does that void the warranty?"

New Products

MINI-CAMERA

The *CW-350* is an ultra-miniature ceiling/wall camera so small it can fit in the palm of your hand. Measuring only $2\frac{1}{4}$ × $1\frac{3}{4}$ × $3\frac{1}{4}$ inches and weighing less than two ounces, this discreet camera is designed to replace bulky, hard-to-mount ceiling cameras. The design of this small lightweight camera makes it easy to mount on ceilings or walls, and it blends inconspicuously into any decor.



The camera provides over 425 lines of resolution and only .02 lux sensitivity. It comes standard with a built-in electronic shutter and a 4mm wide-angle lens. Other lenses are available as well: 2.5-, 6.5-, 8-, and 12-mm. There is also an optional audio capability.

The suggested retail price is \$251.30. For more information, contact *CCTV Corporation*, 280 Huyler Street, S. Hackensack, NJ 07606; Tel. 800-221-2240 or 210-489-9595; Fax: 201-489-0111.

**CIRCLE 80 ON FREE
INFORMATION CARD**

CALENDAR/ TEMPERATURE CLOCK

Visible from 15–20 feet away, the *MFJ-119 GIANTdisplay 24/12 Hour Calendar/Temperature Clock* lets you know the month, date, day, and UTC time at a glance. Measuring $8\frac{1}{2}$ by 9 inches, this white and silver speckled clock has an easy-to-read LCD display with $2\frac{1}{4}$ -inch tall time characters.

Users can select either a digital calendar display with year shown, or a UTC or local time clock with time shown. In either selection, month, date,

day, and temperature are displayed. The settings are easy to program, and the batteries are included. The clock sells for \$49.95



For more information, contact *MFJ Enterprises, Inc.*, P.O. Box 494, Mississippi State, MS 39762; Tel. 800-647-1800 or 601-323-5869; Fax: 601-323-6551; E-mail: mfj@mfjenterprises.com; Web: www.mfjenterprises.com.

**CIRCLE 81 ON FREE
INFORMATION CARD**

DIGITAL STILL CAMERA

Designed for business and graphics users, *Sony's DSC-F1* is the first digital still camera with a built-in infrared transceiver. This transceiver allows the camera to wirelessly transfer images to an IrDA-equipped PC in seconds. Images stored in the camera can be downloaded individually, enabling selected pictures to be stored in the computer or output directly to the printer. The *DSC-F1* can connect to a PC or Mac via a serial port and to a TV or video monitor via a standard video jack for playback.

The *DSC-F1* camera features 4 MB of flash memory built-in, a rechargeable lithium-ion battery, a 1.8-inch LCD screen, and various recording modes. *Sony* includes a progressive scan, 350K square-pixel, Charge-Coupled Device (CCD) that enables the *DSC-F1* to capture sharp, high-resolution images. It captures the images in JPEG format and stores them in memory at 640×480 resolution with 24-bit color—ideal for computer input. Users may

select any of three different compression levels, resulting in 30, 58, or 108 pictures. It provides excellent color fidelity and blur-free, full-frame image reproduction.

Lightweight and sleekly designed, the *DSC-F1* camera measures 4- by 3- by 1.6-inches and weighs only 10.6 ounces, fitting easily into a pocket, briefcase, or purse. Its small size makes it suitable for those who need instant image capture and/or playback capabilities. The camera's built-in video output and capability of transferring pictures (including graphics, charts, and text) back and forth from camera to PC allows the camera to be used for portable presentation, as well as an input device. It comes bundled with *ARCSoft PhotoStudio DSC* software, a photo-editing program that offers easy-to-use features for photo-enhancement and -manipulation.



A variety of recording modes are available. Continuous mode allows the recording a series of pictures in succession (four frames per second), ideal for capturing action sequences. The Time Machine feature uses a buffer memory to record images prior to pressing down the shutter. Multi-Screen mode divides a single picture into nine separate sections, recording the sections in a $\frac{1}{30}$ second interval. This mode is appropriate for showing a thumbnail view of a series of images. Similar to a 35-mm camera, the *DSC-F1* camera also includes a self-timer. The date and time of captured pictures are automatically recorded digitally.

In the playback mode, users can view images forward, backward, in a continuous loop (Slide Show mode), as thumbnail images (Search mode), and

(Continued on page 68)

COMPUTER BITS

Microcontrollers VI

JEFF HOLTZMAN

Let's continue our exploration of Atmel Corporation's AVR series of microcontrollers. In this issue, we'll look at implementing precise timing delays. For a sample program, we'll create a scrolling display that sequentially lights each LED on the Atmel development board for a precise period of time.

The entire program is shown in Listing 1; occupying only 22 bytes of code, it's deceptively short and simple. Conceptually, what the program does is shift a bit through a register, light the corresponding LED, wait half a second, shift, light, wait, and loop.

The first few lines of the program are three assembler directives, that tell the AVR assembler which chip it is assembling for, and where in the chip's code-execution space to start assembly. Then come several lines defining user-friendly names for the output port (B), and timing-loop constants. ILC is the *Inner Loop Constant*, and OLC is the *Outer Loop Constant*.

Program execution begins at the line labeled RESET. The first two lines there set up Port B for output by writing all 1s to the data-direction register. The value 255 decimal equals the value \$FF hexadecimal and the value 11111111 binary.

We use register 16 (r16 in the listing) as the container for the bit-shifting process. Whenever we want to light an LED, we must write a 0 to the corresponding bit of the output port. So to light a single LED, what we do is load the shift register (r16) with one zero and seven ones. To start the process rolling, we load the register with \$FE, which is 11111110 in binary. In other words, we turn the right-most LED on first. Then we continue shifting the zero leftward, as follows:

```
11111110
11111101
11111011
11110111
11101111
11011111
10111111
01111111
```

Then we're ready to recycle:
11111110

Now let's examine the code. First we load register 16 with \$FE, which as we just saw will turn on the right-most LED. Then we set the carry flag, delay for half a second, shift the bit, and continue. First we'll discuss the shift process, and then the delay.

Why do we set the carry bit? Where is the shift instruction? What does "rol" do?

SHIFT VS. ROTATE

As a matter of fact, we're not actually shifting the bit, we're rotating it.

What's the difference between shift and rotate? When you shift, you stuff a 0 into one end of the register, let whatever is in the opposite end of the register fall off into cyberspace, and move everything else over one position. By contrast, when you rotate, you don't stuff anything at one end or let anything "fall off." Instead, it's as if we connect one end of the register to the opposite end *through the carry flag of the CPU*. That last point is important. That's why we set the carry flag at the instruction labeled LOOP. Doing so ensures that we shift a 1 into the low bit of r16.

For the test program, we chose to rotate left. If we used the instruction

LISTING 1

Bit Rotation Test Program for Atmel AVR Microcontrollers

```
.device AT90S1200
.cseg
.org 0

.equ DDRB = $17
.equ PORTB = $18
.equ OLC = 0 ; outer loop count for delay routine
.equ ILC = 156 ; inner loop count for delay routine

RESET: ldi r16, 255
       out DDRB, r16 ; set port B for all outputs

       ldi r16, $FE ; initially enable just the lowest bit
LOOP:  out PORTB, r16 ; turn on one LED

       ldi r17, 5 ; wait 0.5 sec
LP1:   rcall DELAY
       dec r17
       brne LP1

       rol r16 ; rotate the bit
       cpi r16, $FF ; if all bits not set
       brne LOOP ; ... continue
       dec r16 ; else set just the lowest bit
       rjmp LOOP ; loop forever

DELAY: ldi r22, OLC ; delay for 1/10th second
DL1:   ldi r23, ILC
DL2:   rcall DUMMY ; waste 7 cycles
       dec r23
       brne DL2
       dec R22
       brne DL1
DUMMY: ret
```

TABLE 1**Basic Equations**

lci = $10 \times (\text{ILC} - 1) + 9$
lco = $((\text{lci} + 4) \times (\text{OLC} - 1)) + (\text{LCI} + 3)$
clks = lco + 8
time = clks/f

Example

f = 4×10^6
ILC = 156
OLC = 256
lci = $10 \times (156 - 1) + 9$
lco = $((1559 + 4) \times (256 - 1)) + (1559 + 3) = 400,127$
clks = lco + 8 = 400,135
time = clks/f = $(400,135)/(4,000,000) = 0.100003375$

Calculating time delays can be tricky, but it helps if you break things down into chunks as shown here. ILC and OLC are constants; lci stands for Loop Count Inner, and lco stands for Loop Count Outer.

"ror," what do you think would have happened? Bingo! The bit, hence the lit LED, would move right. Do we gain anything by doing a rotate instead of a shift? That's for you to find out!

DELAY

Depending on the needs of your application, producing precise time delays in this type of device can be tricky. The technique used here is about as simple as you can get, but you lose several things in the process. Basically we just get the CPU to spin its wheels, waste time, do nothing. It works like this. Look at the line of code labeled DELAY.

The routine uses two registers, r22 and r23. One (r22) holds an outer loop count; the other (r23) holds an inner loop count. First we load the loop count registers with constant values; we'll show how to calculate the values momentarily. At the point labeled DL2, we start decrementing the inner loop count register (r23). Each time r23 goes to a value of zero, we decrement the outer loop count register (r22). Finally, when it hits zero, we return to the calling routine.

Note the instruction: "rcall DUMMY." What it does is call a "routine" that simply returns. In other words, we just waste time. We could insert NOP (no operation) instructions, but they take only one clock cycle apiece. By doing the dummy call/return, we use seven clock cycles in only two bytes of code.

How do we know how long an instruction takes? We get the number of clock cycles from the data book. Of course, the actual amount of time taken depends on the frequency of the clock. If an instruction takes one clock cycle (as do most AVR instructions), and if the clock runs at 1 MHz, then the time for one instruction is simply

$$1 \times (1/10^6) = 1 \mu\text{sec}$$

In our case, the clock on the Atmel development board runs at 4 MHz, so the single-instruction time is

$$4 \times (1/10^6) = 4 \mu\text{sec}$$

So what's the total time for the loop beginning at DELAY? As shown in Table 1, it is a smidgen over 1/10 second (0.100003375 to be exact). That's accurate enough for our purposes, but it might not be in all cases. For example, a real-time clock display would gradually run faster and faster.

MAKING IT BETTER

The code as shown works, but it could be better. First, there's an easy way to squeeze four bytes from the routine. Second, setting the carry flag just before calling a subroutine, and

expecting it to return unscathed, is ... well ... not the safest type of coding. If we changed the delay loop to include some arithmetic instructions, the carry flag could easily be affected.

I'm going to have a contest. Whoever can come up with the cleanest, shortest, most flexible, most accurate, *safest* cycle-flipping AVR delay routine is going to achieve everlasting fame in the pages of this magazine. Send your entries directly to me—and don't worry about the interrupt problem discussed below.

INTERRUPTS

Another thing to consider is interrupts. We're not dealing with interrupts yet, so we don't have to worry about them. However, take a minute to consider what would happen if an interrupt occurred in the middle of the DELAY loop. Depending on how much time it took to service the interrupt, the delay could be seriously affected. For example, like the return from subroutine ("reti") instruction, a return from interrupt ("reti") takes four clock cycles. The AVR chips have built-in timer counters. The AVR chips have power-down and sleep modes. Hmmm...

See you next month and send your delay-routine entries to jeff@ingeninc.com. ■

VENDOR INFORMATION

Atmel Corporation
2325 Orchard Parkway
San Jose, CA 95131
Tel. 408-441-0311
Web: www.atmel.com
Part Numbers:
AT90S1200-16PC is the 16-MHz 1200 in a 20-pin DIP package.
AT90S8515-8PC is the 8-MHz 8515 in a 40-pin DIP package.
ATMCU00100 is the evaluation board.

Arrow/Schweber Electronics
Tel. 800-833-3557

AVROne
Web: www.avrone.com

DonTronics
Web: www.dontronics.com

Marshall Industries
Tel. 800-833-9910
Web: www.marshall.com

Pioneer Standard Electronics
Tel. 216-587-3600
Web: www.pios.com

NEW PRODUCTS

(continued from page 66)

as magnified 2× on the camera's LCD screen. In the editing mode, users may choose to delete, protect, or transfer images between the camera and a PC or printer.

The camera has automatic white balance, adjustable exposure control (± 2 steps), and manual shutter control between 1/7.5 to 1/1000 frames per second. The *DSC-F1's* camera lens and flash are located on the upper portion of the camera body, and they pivot to allow shooting in a variety of angles. It includes a wide-angle lens, as well as a macro setting that focuses as close as three inches from a subject. The camera sells for \$499.

For more information, contact *Sony Electronics, Inc.*, Information Technologies of America, 3300 Zanker Road, San Jose, CA 95134; Tel. 800-352-7669; Web: www.sony.com/image.

CIRCLE 82 ON FREE INFORMATION CARD ■

Market Center TM

CAD FILES TO CASH PILES



IMAGINE THE POSSIBILITIES!
ROUTE, MILL, DRILL, CARVE,
ENGRAVE, PAINT, ETC. . . .
IN WOOD, PLASTIC, VINYL,
PC BOARD, & LIGHT METALS.

THE **ROBOPRO X50**
CNC ROBOTIC MACHINING SYSTEM
YOUR WISH IS ITS COMMAND!



STARTING AT
\$895.00



3 AXIS UNITS FROM
12" X 12" TO 60" X 60"
MACHINING AREAS

Visit us at
www.uscyberlab.com

U. S. CYBERLAB, INC., 14786 SLATE GAP RD., WEST FORK, AR 72774
VOICE (501) 839-8293 / 24 HR. FAX BACK (501) 839-8293

Weeder
Technologies

Add \$4
Ship/Hand
US & Canada

FREE
CATALOG!



Pro-Kit

PO Box 2426, Ft. Walton Beach, FL 32549

850-863-5723

Stackable RS-232 Kits

Digital I/O - 12 I/O pins individually configurable for input or output. DIP switch addressable; stack up to 16 modules on same port for 192 I/O points. Turn on/off relays. Sense switch transitions, button presses, 4x4 matrix decoding using auto-debounce and repeat. **\$32**

Analog Input - 8 Input pins. 12-bit plus sign self-calibrating ADC. Returns results in 1mV steps from 0 to 4095. Software programmable alarm trip-points for each input. DIP switch addressable; stack up to 16 modules on same port for 128 single-ended or 64 differential inputs. **\$49**

Home Automation (X-10) - Connects between a TW523 and your serial port. Receive and transmit all X-10 commands with your home-brewed programs. Full collision detection and auto re-transmission. **\$39**

Caller ID - Decodes the caller ID data and sends it to your serial port in a pre-formatted ascii character string. Example: "12/31 08:45 850-863-5723 Weeder, Terry <CR>". Keep a log of all incoming calls. Block out unwanted callers to your BBS or other modem applications. **\$35**

Touch-Tone Input - Decodes DTMF tones used to dial telephones and sends them to your serial port. Keep a log of all outgoing calls. Use with the Caller ID kit for a complete in/out logging system. Send commands to the Home Automation or Digital I/O kits using a remote telephone. **\$34**

Telephone Call Restrictors

Two modes of operation; either prevent receiving or placing telephone calls (or call prefixes) which have been entered into memory, or prevent those calls (or call prefixes) which have "not" been entered.

Block out selected outgoing calls. Bypass at any time using your password. **\$35**

Block out selected incoming calls. Calls identified using Caller ID data. **\$48**

Phone Line Transponder

7 individual output pins are controlled with buttons 1-7 on your touch-tone phone. Automatically answers telephone and waits for commands. Monitor room noises with built in mic. "Dial-Out" pin instructs unit to pick up phone and dial user entered number(s). Password protected. **\$49**

IR Remote Control Receiver

Learns and records the data patterns emitted by standard infrared remote controls used by TVs, VCRs, Stereos, etc. Lets you control all your electronic projects with your TV remote. 7 individual output pins can be assigned to any button on your remote, and can be configured for either "toggle" or "momentary" action. **\$32**

DTMF Decoder/Logger

Keep track of all numbers dialed or entered from any phone on your line. Decodes all touch-tones and displays them on a 16 character LCD. Holds the last 240 digits in a non-volatile memory which can be scrolled through. Connect directly to radio receiver's speaker terminals for off-air decoding of repeater codes, or numbers dialed on a radio program. **\$55**

Learn quick, low cost, in spare time at home.

10 EXCITING WAYS YOU CAN EARN UP TO \$2,000 A WEEK IN YOUR OWN BUSINESS. *and more*

How would you like to be your own boss! Call all the shots! Set your own hours! Enjoy financial security and a better life for you and your family! Be highly respected! It's easier and quicker than you think ...With Foley-Belsaw's help.

Here are 10 of the hottest career opportunities of the '90s! Choose any one and you'll be well on your way to owning your own profitable Big Money-Making Business. Thanks to Foley-Belsaw and their easy-to-follow hands-on do-it-yourself technical service training, you can learn at low cost in your spare time at home and start making big money quick! No previous experience or special education necessary.

This is a once-in-a-lifetime opportunity. Take that first step now. Pick the business that interests you the most and send in the coupon for Free Information today! No obligation. No salesman will call. Don't put it off and let your future slip through your fingers!



BE YOUR OWN BOSS
Earn Big Money as a
Modern-day Service Technician.



1. **LOCKSMITHING** With rising crime rates, people are seeking more protection than ever before. Professional locksmiths are in great demand. Course in Burglar and Fire Alarm Systems included at no extra cost.

2. **SMALL ENGINE REPAIR** There's an acute shortage of qualified Small Engine Repairers—many technicians have found this to be a profitable business 52 weeks a year.

3. **SAW & TOOL SHARPENING** 90 cents out of every dollar you take in is cash profit! The work is easy—machines do the work for you.

4. **UPHOLSTERY** Instead of buying new furniture, more and more people are re-upholstering to save money. And repairing damaged furniture will add additional big profits in both commercial and consumer markets.

5. **WOODWORKING** Build over \$3,000 worth of fine furniture while you learn. Create heirloom-quality furniture for customers or to sell. Save thousands on your own home repairs alone.

6. **GUNSMITHING** Collectors and hunters pay big money for professional expertise to keep their guns in tip-top condition. Law enforcement officers have their weapons serviced regularly.

7. **VCR REPAIR** Our unique "Fundamentals Method" concentrates on the mechanics involved in 90% of all repairs, without wasting time learning unnecessary electronics. Our way is faster, simpler, lower cost.

8. **COMPUTER REPAIR** There are over 60 million personal computers in service, 50,000 new ones sold every day! There are just not enough technicians to service them. Customers will pay you big bucks to keep their PCs running.

9. **SATELLITE DISH/TV/ELECTRONICS SPECIALIST** Few technicians are equipped to service this fast emerging field. Foley-Belsaw gives you Satellite Dish technology (including new mini-dish), along with electronic expertise to make big money servicing TVs and other devices.

10. **PERSONAL COMPUTER PROGRAMMING** Drastic shortage of qualified computer programmers can mean big earnings in a career for you. Learn fast at low cost.

MAIL TODAY FOR FREE INFORMATION.

Foley-Belsaw Institute 6301 Equitable Road
Kansas City, MO 64120-1395



YES! Without obligation send me the following free information kit (please check only one). I understand no salesman will call.

- | | |
|--|---|
| <input type="checkbox"/> Locksmithing Dept. 13137 | <input type="checkbox"/> Gunsmithing Dept. 92642 |
| <input type="checkbox"/> Small Engine Repair Dept. 53011 | <input type="checkbox"/> VCR Repair Dept. 62837 |
| <input type="checkbox"/> Saw & Tool Sharpening Dept. 21943 | <input type="checkbox"/> Computer Repair Dept. 64739 |
| <input type="checkbox"/> Upholstery Dept. 81547 | <input type="checkbox"/> Satellite Dish/Electronics Dept. 31608 |
| <input type="checkbox"/> Woodworking Dept. 43875 | <input type="checkbox"/> P.C. Programming Dept. 35555 |

Name _____

Address _____

City _____ State _____ Zip _____

Call TOLL-FREE **1-800-487-2100**

CALL TOLL FREE
(800) 292-7711 orders only
Se Habla Español

C&S SALES
EXCELLENCE IN SERVICE

LOOK FOR OTHER
MONTHLY SPECIALS
ON OUR WEBSITE

XK-700 Digital / Analog Trainer

Elenco's newest advanced designed Digital / Analog Trainer is specially designed for school projects. It is built on a single PC board for maximum reliability. It includes 5 built-in power supplies, a function generator with continuously sine, triangular and square waveforms and a 1560 tie point breadboard area. Tools and meter shown optional. (Mounted in a professional tool case made of reinforced metal).

XK-700
Assembled and Tested
\$189.95

XK-700 - SEMI KIT
w/ Fully Assembled PC Board
\$174.95

XK-700K - Kit
\$159.95



Made in the USA

Digital Multimeter
Model M-1740

\$39.95
Free Holster

- 11 functions
- Freq to 20MHz
- Cap to 20m F
- AC/DC Voltage
- AC/DC Current
- Beeper
- Diode Test
- Transistor Test
- Meets UL-1244 safety specs



DIGITAL LCR METER
Model LCR-1810

\$99.95

- Capacitance .1pF to 20MF
- Inductance 1µH to 20H
- Resistance .01 to 2000M
- Temperature -20°C to 75°C
- DC Volts 0 - 20V
- Frequency up to 15MHz
- Diode/Audible Continuity Test
- Signal Output Function
- 3 1/2 Digit Display



15pc. VCR Service Tool Kit
Model TK-1400

- Inclined Base Screwdriver
- Eccentric Screwdriver
- 2mm & 3mm Fine Adjust Screwdriver
- VHS VCR Head Puller
- Retaining Ring Remover
- 3 Reversible Screwdrivers
- Spring Hook Tool
- Micro Screwdriver
- Hex Wrench Set

Special
\$24.95



Model M-6100

The M-6100 is Elenco's most sophisticated meter with almost every possible feature available. The M-6100 even has a computer interface for viewing and storing data on a personal computer. It comes complete with software, RS-232 cable, test leads and manual.

\$99.95

Model XP-581

4 Fully Regulated DC Power Supplies In One Unit
4 DC voltages: 3 fixed - +5V @ 3A, +12V @ 1A, -12V @ 1A
1 Variable - 2.5 - 20V @ 2A

\$89.95



Tektronix DMMs

For high performance digital multimeters that are accurate, reliable, and rugged, the DMM900 series extends the Tektronix line of already affordable DMMs. Twice the accuracy. Up to 10 times the resolution. And a full range of capabilities that span voltage, current, dual numeric display, 3 year warranty, and autoranging capability. All backed by the reliability of the Tektronix brand.



912 \$179
914 \$229
916 \$275

Power Supply Kit
Model XP-720K

- 3 fully reg. DC supplies
- 1.5VDC - 15VDC @ 1A
- -1.5VDC to -15VDC
- 5VDC @ 3A
- Plus
- 6.3VAC @ 1A and
- 12.6VAC C.T. @ 1A

\$54.95



Available assembled Model XP-720 \$84.95

Sweep Function Generator
with built-in Frequency counter
Model GF-8026

\$225

- Range .02Hz - 2MHz
- Sine, Square, Triangle, Pulse, Ramp
- Ext. counter 1Hz - 10MHz



Kit Corner

over 100 kits available

AK-700

\$15.95

Phone kit with training course
 4 Flashing neon lights
 See thru case



RADIO CONTROL CAR KIT
MODEL AK-870

- 7 functions
- Remote control included

\$24.95

No Soldering Required



Digital Capacitance Meter
Model CM-1555

\$48.95




- Capacitors from .1pF to 20M n F
- 3 1/2 Digit LCD
- Zero adjust
- Special insertion jack
- 1/2% basic accuracy
- Tilt stand

Digital Audio Generator
with built-in Counter
SG-9300

- 10Hz - 1MHz
- Low Distortion
- Sine/Square waves
- Built-in 150MHz Frequency Counter

\$175



SG-9200 Analog/No counter \$119.95

Model AM/FM-108K
Transistor Radio Kit
with training course

\$29.95



Free Stand

35mm Camera Kit
Learn all about photography
AK-540

\$14.95



No Soldering Required

SATELLITE FINDER
Model SF-01

- Aligns Satellite Dishes
- Range 950-2050MHz
- Compact Size
- Self Power Check



\$39.95

RF Generator
with Counter

Model SG-9500 \$225



- 100KHz - 150MHz
- Internal AM Mod of 1KHz
- RF Output 100MV - 35 MHz
- Audio Output 1KHz @ 1V rms

SG-9000 Analog/No counter \$119.95

WE WILL NOT BE UNDERSOLD C&S SALES, INC.

150 W. CARPENTER AVENUE
 WHEELING, IL 60090
 FAX: (847) 541-9904 (847) 541-0710
 http://www.elenco.com/cs_sales/



15 DAY MONEY BACK
GUARANTEE
FULL FACTORY WARRANTY
 PRICES SUBJECT TO CHANGE WITHOUT NOTICE

CIRCLE 130 ON FREE INFORMATION CARD

Same Day Shipping

C & S SALES
Your one stop source for all your electronic needs!

CALL OR WRITE FOR OUR
NEW FREE 64 PAGE CATALOG!
(800) 445-3201

Fluke Scopemeters



- 123 NEW \$950
- 92B \$1445
- 96B \$1695
- 97 \$1695
- 99B NEW \$2095
- 105B \$2495

ALL FLUKE PRODUCTS ON SALE

B & K PRECISION SCOPES

20MHz DUAL-TRACE
Model 2120B - 2 Year Warranty
Special \$375
Model 2125A with delayed sweep
\$539.95



- 1mV/division sensitivity
- AUTONORM triggered sweep operation
- AC, TVM, TVV and line coupling
- Calibrated 19 step time-base with x10 magnifier
- Compact low-profile design

Affordable Spectrum Analyzers by B&K



- 500MHz Series** BK2615A \$1250
BK2620A \$1675
- 150KHz to 500MHz
 - Dynamic Range 80dB(113dB with attenuation)
 - +20dB maximum input
 - 12.5 and 400KHz resolution bandwidth
 - 150KHz/hour stability
 - Built-in tracking generator(Model 2620A)
- 1.05GHz Series** BK2625A \$1925
BK2630A \$2595
- 150KHz to 1050MHz
 - Dynamic Range 80dB(113dB with attenuation)
 - AM & FM demod Included
 - 20 and 400KHz resolution bandwidth
 - 150KHz/hour stability
 - Built-in tracking generator(Model 2630A)

PORTABLE SEMICONDUCTOR TESTER



B&K 510
\$199.00

- In or out-of-order circuit tests for transistor, FETs, SCRs and darlington.

20MHz Sweep / Function Generator with Freq Counter

B&K 4040

- 0.2Hz to 20MHz
- AM & FM modulation
- Burst Operation
- External Frequency counter to 30MHz
- Linear and Log sweep



\$399

10MHz B&K 4017 \$309
5MHz B&K 4011 \$239

Quality Scopes by Elenco
Lowest Prices of the Year!



60MHz
DS-603 \$995

- Analog / Digital Storage
- 20MS/s Sampling Rate
- RS232 Output

S-1360 \$749


- Analog with Delayed Sweep
- Component Tester

100MHz

S-1390 \$895

- Analog w/ delayed sweep
- Dual Time Base
- TV Sync

Includes
Free Dust
Cover and
Probes



25/30MHz
DS-303 30MHz \$895

- Analog / Digital Storage
- 20MS/s Sampling Rate
- RS232 Output

DS-203 20MHz \$695

- Analog / Digital Storage

S-1330 \$439

- 25MHz Analog
- Delayed Sweep

S-1325 \$325

- 25MHz Analog
- TV Sync
- 1mV Sensitivity

2 Year Warranty

Fluke Multimeter Specials



F-73III
\$115
List \$129



F-75II
\$129
List \$149



F-79II
\$175
List \$199



F-87
\$289
List \$335

B&K Precision Multimeter Specials



- Accurately measures capacitance, resistance and inductance.
 - Measures dissipation factor of capacitors and Q of inductors.
 - Simultaneously displays measured value and Q or dissipation factor.
 - Displays the difference between measures and reference values.
- Model 878 \$219.95**



- 50,000 count
 - 0.025% DCV
 - 0.07% ohms
 - Min/Max/Avg
 - True RMS, AC, or AC+DC
 - 100kHz AC response
 - Capacitance to 50,000m F
 - Frequency, duty cycle, pulse width
 - dB across 1 to 10k
 - Disturbance Indicator
 - Autograph, bargraph with zoom
 - Sealed case, Splashproof
 - IEC 1010, class 2 safety compliance
- Model 5390 \$295.00**

MX-9300

Four Functions in One Instrument

Features:

- One instrument with four test and measuring systems:
 - 1.3GHz Frequency Counter
 - 2MHz Sweep Function Generator
 - Digital Multimeter
 - Digital Triple Power Supply
- 0-30V @ 3A, 15V @ 1A, 5V @ 2A



\$459.95

GUARANTEED LOWEST PRICES

C & S SALES, INC.

150 W. CARPENTER AVENUE
WHEELING, IL 60090

FAX: (847) 541-9904 (847) 541-0710

http://www.elenco.com/cs_sales/



15 DAY MONEY BACK GUARANTEE

FULL FACTORY WARRANTY

PRICES SUBJECT TO CHANGE WITHOUT NOTICE

UPS SHIPPING: 48 STATES .5%
OTHERS CALL FOR DETAILS
IL Residents add 8.25% Sales Tax

CIRCLE 130 ON FREE INFORMATION CARD

www.americanradiohistory.com

AUTOMATIC TELLER MACHINES

ATM crimes, abuses, vulnerabilities and defeats exposed! 100+ methods detailed, includes: Physical, Reg. E, cipher, PIN compromise, card counterfeiting, magnetic stripe, false front, TEM-PEST, tapping, spoofing, inside job, vibration, pulse, high voltage - others, con jobs. Histories, law, security checklist, internal photos, figures. *Much more!* \$39.

CELLPHONE MODIF. GUIDE

How cellphones operate and are modified. Vulnerabilities to hack attack and countermeasures. Details on programming NAMs, ESNs, etc (cloning), control data formats, computing encoded MINs, ESNs, SIDHs, operating systems, PROM programming, forcing ACK, test mode and resets, cable diagrams, scanning, tracking, scanner restorations, freq allocations, roaming. Step-by-steps to keypad-reprogram 100+ popular cellphones. *More!* \$49.

PAGER / BEEPER MANUAL

How Pagers work, different types and uses, freqs, advantages over and uses with cellphones, and tips and tricks. How Pagers are hacked/countermeasures. And plans for a **Personal Pocket Paging System** (xmitter and receiver). *More!* \$29.

TOP SECRET

MAIL \$3 FOR OUR LATEST CATALOG TO: (\$1 w/order)

CONSUMERTRONICS

2430 Juan Tabo, NE, #259, ABQ, NM 87112
P.O. Box 23097 ABQ, NM 87192

505-237-2073 (9-5, M-F)

NOTE: Take \$2.00 OFF all New Orders over \$20 placed by Mail or Fax

Full online Catalog: www.tsc-global.com/consumer.html

Fax: 505-292-4078 (all hours, orders only) Web Adventure: www.tsc-global.com

Established in 1971. Featured on CBS "60 Minutes," Forbes, New York Times. Add \$5 total S/H (US, Canada).

Sold for educational purposes only. Postal M.O. is fastest. VISA, MC OK. COD add \$7.

See Catalog for LIMITED WARRANTY, SPECIAL PROJECTS and all other Policies

PHREAKING CALLER ID & ANI

How they work and dozens of ways of defeating Caller ID, ANI, *69, *57, Call Blocking, *67 etc. Describes ESS, SS7, CNA, CAMA, DNR, Diverters, Centrex - *more!* \$19.

SECRETS OF SOLDERLESS BREADBOARDS

100 MHz from SB designs? Major firm offers such boards! SBS are excellent for many final and permanent circuits, and for many RF, Hi-V and Hi-I circuits! And much safer to health and environment. Comprehensive. Dozens of tips! \$29.

HACKING THE INTERNET

The latest tricks and methods being used on the Net to pirate software (warez) and the newest hacking websites. Updated every two months. Includes examples, countermeasures, password defeats, UNIX, Sprintnet, brute force methods, lots of tips, and *more!* \$29.

COMPUTER PHREAKING

Describes in detail how computers penetrate each other, and how VIRUSES, TROJAN HORSES, WORMS are implemented. Dozens of computer crime and abuse methods and countermeasures. Includes disk filled with hacker text files and utilities, and the legendary FLUSHOT+ protection system. Internet advice, password defeats, glossary - *much more!* Manual + PC Disk! \$39.

MANY MORE TITLES!

Hacking Fax Machines - \$29
PBX Hacking - \$19
Voice Mail Hacking - \$29
Beyond Phone Color Boxes - \$29
Hacking Answer. Machines - \$19
The Hacker Files - \$39
Internet Cons & Scams - \$19
Internet Tracking & Tracing - \$29
Hacking the Internet - \$25
Cookie Terminator - \$19
Beyond Van Eck Phreaking - \$29
Casino Hacking - \$25
Credit Card Scams - \$29
Social Engineering - \$29
Cons & Scams - \$29
Polygraph Defeats - \$25
By an Order of the Magnitude - \$49
Ultimate Success Manual - \$19
Stealth Technology - \$19
Secret & Survival Radio - \$19
Secret & Alternate IDs - \$15
Rocket's Red Glare - \$29
High Voltage Devices - \$29
Mind Control - \$29
Under Attack! - \$29
Radionics Manual - \$29
Heal Thyself - \$19

SPECIAL PROJECTS

We will design & build just about anything! Ask for our free SP Application Form! Hardware now done as SPECIAL PROJECTS only

THE DIRTY-2 DOZEN!

24+ Disks. See CATALOG!

STOPPING POWER METERS

As reported on "60 MINUTES"!

All-new 6th Edition! Over 45 pages jam-packed with how devices can slow down (even stop) watt-hour meters - while loads draw full power! Device plugs into one outlet and normal loads into other outlets. Describes meter creep, overload droop, etc. Plans only! \$29.

THE I.G. MANUAL: External magnetic ways (applied to meter) to slow down and stop power meters while drawing full loads. Plans \$25.

KW-HR METERS: How watt-hour meters work, calibration, error modes (many), ANSI Standards, etc. Demand and Polyphase Meters. Experimental results to slow and stop meters by others. \$25.

All 3 (above), Only \$59! (Add \$20 for SPM Video)

ORDER TODAY!

\$29

SPM THE VIDEO!



Now it's easier to learn about KW-HR Power Meters than ever before! This educational video shows you how they work and their anatomy. Demonstrates SPMEM device and external magnetic methods used to slow and stop meters! Hosted by a top expert in the field. From the novice to the pro, an excellent source of info on these exciting devices! Great in combo with our SPM related manuals!

Only \$49 for SPM video + SPM manual!!

LEADER

For Professionals Who Know The Difference

- Oscilloscopes
- Video Sync/Test Generators
- Waveform Monitors/Vectorscopes
- EFP/ENG Instruments
- RF Signal Level Meters
- Audio Generators & Meters
- Frequency Counters
- Meters & Bridges
- Power Supplies
- Function Generators
- RF Generators

PRINT™
Products International



Call, fax or email for your free test and measurement instrument catalog today!
800-638-2020 * Fax 800-545-0058
www.prodintl.com

Test Instruments, Equipment, Tools & Supplies For Electronic Production, Maintenance & Service
8931 Brookville Road, Silver Spring, MD, 20910 * 800-638-2020 * Fax 800-545-0058

CIRCLE 47 ON FREE INFORMATION CARD

www.americanradiohistory.com

Any waveform you want!



Starting at

\$795

Quantity 1

Money back guarantee

● Synthesized Signal Generator

Clean sinewaves DC-20 MHz with .001% accuracy!
.1 Hz steps. DC Offset. RS232 remote control.

● Arbitrary Waveform Generator

40 Megasamples/Second. 32,768 points. 12 bit DAC


● Function Generator

Ramps, Triangles, Exponentials & more to 2 MHz!


● Pulse Generator

Digital waveforms with adjustable duty cycle

Telulex Inc. model SG-100




DC to 20 MHz linear and log sweeps



Int/Ext AM, SSB, Dualtone Gen.



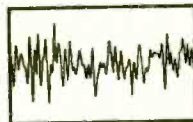
Int/Ext FM, PM, BPSK, Burst




Ramps, Triangles, Exponentials




Pulse Generator



Noise



Arbitrary Waveforms



Unlimited Possibilities!

Telulex Inc.

2455 Old Middlefield Way S Tel (650) 938-0240 <http://www.Telulex.com>

Mountain View, CA 94043 Fax (650) 938-0241 Email: sales@Telulex.com

CIRCLE 137 ON FREE INFORMATION CARD

Projects, Design Ideas... DIY AUDIO BOOKS

AND MORE FROM OLD COLONY SOUND LAB



Loudspeaker Design Cookbook

by Vance Dickason
Fifth edition of the DIY loudspeaker "bible" includes information on home theater and car audio! Over 50,000 copies in print in six languages!
BKAA2-V \$34.95



Beginner's Guide to Tube Audio Design

by Bruce Rozenblit
Terrific introduction to designing audio circuits with tubes, de-mystifies this old and new-again technology!
BKAA42 \$24.95



NEW! Testing Loudspeakers

by Joseph D'Appolito
Everything you need to know about loudspeaker testing from the why to the how. Covers the full range of measurement systems from analog to PC-based systems.
BKAA45 \$34.95

Call toll-free 1-888-924-9465

PEM98

Send me my FREE copy of the OLD COLONY SOUND LAB catalog!

• BOOKS • TEST CDS • SOFTWARE • PC BOARDS • KITS •

NAME _____

STREET & NO. _____

CITY _____

STATE _____

ZIP _____

AUDIO AMATEUR INC., PO BOX 876, PETERBOROUGH, NH 03458-0876 FAX TO 603-924-9467





Audio Amateur Inc., PO Box 876 Dept. PEM98, Peterborough, NH 03458-0876 USA Phone: 603-924-9464 Fax: 603-924-9467 E-mail: custserv@audioexpress.com VISIT OUR WEBSITE AT www.audioexpress.com

ALFA ELECTRONICS, INC.

- HIGH QUALITY TEST EQUIPMENT PROVIDER

1-800-526-2532 (526-ALFA)

15 Days Money Back Guarantee!

	DMM DMM-899 (\$179.00): true rms, AC/DC (V,A), Ω, bar graph, freq, capac., dBm, logic, diode DMM-883 (\$149.00): AC/DC (V,A), Ω, bar graph, freq, capac., logic, diode DMM-20 (\$74.95): AC/DC (V, A), Freq, cont., Capac, Induct., Ω, hFE, diode, duty cycle DMM-22 (\$89.95): 4000counts, bar graph, Freq, AC/DC(V,A), Ω, Capacitance, diode, contin. DMM-23T (\$99.95): 4 1/2 digit, true rms, high resol (10μV, 10nA, 10MΩ), hFE, diode, contin. DMM-10 (\$19.95): 3 1/2 digit, DC/AC V, Ω, hFE, diode, signal output(+3V,-0.5Vsq.,50% duty) DMM-113 (\$24.95): Pocket Size, DC/ACV, Ω, diode, Continuity beeper DMM-120 (\$24.95): economy type, DCV,ACV, DCA, Ω, hFE, diode DMM-122 (\$59.95): DC/AC(V,A), Ω, hFE, diode, capacitance, freq, logic, continuity DMM-123 (\$44.95): DMM + capacitance, DC/AC(V,A), Ω, hFE, diode, continuity DMM-124 (\$69.95): Electrical+Temp,DC/ACV, Ω, capacitance, freq, 3 phase, diode, contin. DMM-125C (\$54.95): Autorange + bar graph, DC/ACV, Cap,Ω, diode, continuity beeper		LCR METER CAP-15 (\$49.95): 3 1/2 digit, 0.1pF-20mF, 9 Ranges, 0.1pF resolution zero adjustment LCR-24 (\$139.95): 0.1μH-200H, 0.1pF-2000μF, 0.01Ω-20MΩ, diode test. <i>New Model</i> LCR-814 (\$189.95): 0.1μH-200H, 0.1pF-20mF, 1mΩ-20M Ω, Q Factor, dissipation, zero adjust LCR-131D (\$229.95): autorange, 0.1μH-10kH, 0.1pF-10mF, 1mΩ-10MΩ, Q Factor, serial/parallel, 120Hz/1kHz testing mode.	FREQ. COUNTER FC-1200 (\$129.95): 1.25GHz Handheld, 8 digits display, 10ppm accuracy, sensitivity 5mV (130-350MHz), 30mV (440MHz), 22mV (800MHz), batteries or 9V adapter. FC-2500 (\$179.95): 2.5GHz Handheld, 8 digits display, 4ppm accuracy, sensitivity <50mV, batteries or 9V adapter. FC-5270A (\$149.95): 1.2 GHz bench type, 8 digit, 10 ppm, 35mV sensitivity, 10Vp-p max. input, power by 9V adapter. FC-5700 (\$329.95): 1.3GHz bench type, 8 digit, 1 ppm accuracy, 20mV sensitivity, period 0.1us to 100ms. Ideal for test & repair of audio instrument.															
	FLUKE DMM <table border="1"> <tr> <th>HandHeld</th> <th>Scope Meter</th> </tr> <tr> <td>12B \$ 84.95</td> <td>92B-III \$1,445</td> </tr> <tr> <td>70-III \$ 85.00</td> <td>96B-III \$1,695</td> </tr> <tr> <td>73-III \$115.00</td> <td>99B-III \$2,095</td> </tr> <tr> <td>75-III \$139.00</td> <td>105B \$2,495</td> </tr> <tr> <td>77-III \$154.00</td> <td>123-III \$945</td> </tr> <tr> <td>79-III \$175.00</td> <td>843E \$475</td> </tr> <tr> <td>87 \$289.00</td> <td>847B \$650</td> </tr> <tr> <td>87-III \$309.00</td> <td></td> </tr> </table>		HandHeld	Scope Meter	12B \$ 84.95	92B-III \$1,445	70-III \$ 85.00	96B-III \$1,695	73-III \$115.00	99B-III \$2,095	75-III \$139.00	105B \$2,495	77-III \$154.00	123-III \$945	79-III \$175.00	843E \$475	87 \$289.00	847B \$650	87-III \$309.00
HandHeld	Scope Meter																		
12B \$ 84.95	92B-III \$1,445																		
70-III \$ 85.00	96B-III \$1,695																		
73-III \$115.00	99B-III \$2,095																		
75-III \$139.00	105B \$2,495																		
77-III \$154.00	123-III \$945																		
79-III \$175.00	843E \$475																		
87 \$289.00	847B \$650																		
87-III \$309.00																			

OSCILLOSCOPE

Dual Trace, Component Test, 6" CRT, X-Y Operation, TV Sync, CH2 Output, Graticule Illum, 2 Probes(x1;x10)

- PS-200 20 MHz Dual Trace \$339.95
- PS-205 20 MHz Dual w/ Delay Sweep \$429.95
- PS-400 40 MHz Dual Trace \$494.95
- PS-405 40 MHz Dual w/ Delay Sweep \$569.95
- PS-605 60 MHz Dual w/ Delay Sweep \$769.95
- PS-1000 100MHz Dual Trace \$999.95

Digital Scope

- DS-303 30MHz Digital, 20 Samples/sec \$849.95
- DS-303P RS-232 interface, 30MHz \$1,049.95

Scope Probe

- HP-9060 (60MHz) \$15, HP-9150 (150MHz) \$22, HP-9250 (250MHz)\$29, HP-9258 (250MHz,100:1)\$39

AUDIO/RF/FUNCT. GENERATOR

RF Generator

- SG-4160 (\$124.95) 100kHz-150MHz sinewaves in 8 ranges, 100mV at 35MHz
- SG-4162 (\$229.95) same as SG-4160, plus 6 digits int/ext freq. counter (150MHz).

Audio Generator

- AG-2601 (\$124.95) 10Hz-1MHz, 0-8Vpp sine, 0-10Vpp squarewave
- AG-2603 (\$229.95) same as AG-2601, plus 6 digits int/ext freq. counter (150MHz).

Function Generator

- FG-2100A (\$169.95) 2Hz-2MHz, 5mV-20Vpp
- FG-2102AD (\$229.95) same as FG-2100A, plus int. counter and TTL, CMOS output
- FG-2103 (\$329.95) Sweep 0.5Hz-5MHz, linear/log. VCG, GCV, 6 dig. int/ext counter

POWER SUPPLIES

Single Output DC Power Supplies

- Short Circuit and overload protected
- Constant current, constant voltage mode
- 0.02%±2mV line regulation; 0.02%±2mV load regulate

Analog Meters Display

- PS-303 (\$159.00) 30V/3A
- PS-305 (\$219.95) 30V/5A
- PS-8110 (\$289.95) 60V/3A
- PS-8112 (\$399.95) 60V/5A
- PS-1610 (\$289.00) 16V/10A
- PS-8107 (\$399.95) 30V/10A

Digital Voltage, Analog Current

- PS-8200 (\$179.95) 30V/3A
- PS-8201 (\$239.95) 30V/5A

Digital Volt & Current Display

- PS-8300 (\$199.95) 30V/3A
- PS-8301 (\$259.95) 30V/5A

Dual Tracking

- Short Circuit & overload protected
- Constant current & voltage mode
- Independent or Tracking

Dual Tracking (Analog V & I Displays)

- PS-303D (\$314.95) 30V/3A/30V/3A
- PS-305D (\$399.95) 30V/5A/30V/5A
- PS-8108 (\$549.95) 60V/3A/60V/3A
- PS-8109 (\$699.95) 60V/5A/60V/5A

Triple Output

- One fixed 5VDC, 3 Amp output
- Parallel to double current output (PS-8102 & PS-8103 only)

Triple Output (Analog Display)

- PS-8102 (\$399.95) 30V/3A/30V/3A
- PS-8103 (\$489.95) 30V/5A/30V/5A

Digital Displays

- PS-8202 (\$499.95) 30V/3A/30V/3A
- PS-8203 (\$549.95) 30V/5A/30V/5A

GW/INSTEK® Test & Measuring Instrument ISO 9002 Cert. #934163 (2 Years Warranty)

OSCILLOSCOPE OS-658G \$849.95 OS-622G \$369.95	DC POWER SUPPLIES Triple Output OS-305 (\$229.95) - 5 MHz One Channel OS-310 (\$324.95) - 10 MHz One Channel	Single Output PC-3030 (\$499.95) PC-3030D (\$549.95)	Programmable PS-1830 (\$209.95) 18V/3A PS-1850 (\$229.95) 18V/5A PS-3030 (\$219.95) 30V/3A PS-6010 (\$209.95) 60V/10A PR-3060 (\$329.95) 30V/6A PR-6030 (\$329.95) 60V/3A PR-1810H (\$349.95) 18V/10A	FUNCTION GENERATOR FC-8015G (\$179.95) Sweep • 0.02Hz-2MHz, no counter • Sine/Sqr/Tri/pulse/Ramp FC-8016G (\$239.95) • 0.02Hz-2MHz w/ counter • Pulse, function generator FC-8017G (\$249.95) Sweep • Sine/Tri/Sqr/TTL/CMOS • 0.02Hz-2MHz, FM mod. FC-8019 (\$399.95) Sweep • 0.02Hz-2MHz w/counter • INT/TEXT AM/FM mod FC-8020G (\$209.95) • 0.02Hz-2MHz FC-8050 (\$499.95) Sweep • 0.05Hz-5MHz w/counter • INT/TEXT AM/FM mod	BENCHTOP DMM DM-8034 (\$179.95) 3 1/2 dgt • AC/DC(V,A), C, Ω, diode • 1000V, 20A, 0.5% acc. DM-8040 (\$339.95) 3 1/2 dgt • ACV to 50kHz, true rms DM-8055 (\$649.95) 5 1/2 dgt • 0.006% basic accuracy • 1μV, 1mΩ, 1nA resolution • dBm, auto, R.E.L., min/max DM-8055G (\$889.95) GPIB • Same funct. as DM-8055 Intelligent Counters FC-8131 (\$469.95) 1.3GHz FC-8270 (\$629.95) 2.7GHz UC-2010G (\$294.95)
---	---	---	---	--	---

Auto-set Cursor Read-out Oscilloscope
 100 MHz OS-6182 *NEW* \$1349.95

- Dual channels
- Auto-set for parameter selection
- Automatic Peak to Peak
- Memory for 10 user-defined settings
- RS-232 Remote control
- Triggering DC-250 MHz
- Alternate trigger
- Component tester

ALFA ELECTRONICS P.O. BOX 8089 PRINCETON, NJ 08543

TEL: (800) 526-ALFA (2532) / (609) 897-1135 FAX: 609-897-0206

E-mail: alfa0168@aol.com

Call Write/Fax/E-mail for FREE CATALOG

Visa, MC, AMEX, COD, PO Accepted OENI Welcome

1 Year Warranty (2 Years for GW/Instek)

MCM ELECTRONICS®

The Source For All Of Your Electronics Needs

When ordering, please provide this code ► SOURCE CODE: POP57

Prices Effective Aug. 18 through Oct. 30, 1998

For over 20 years, MCM has been the leading supplier to the electronics service industry. Huge inventory, rapid delivery and competitive prices have made MCM the choice for:

- Hobbyists
- Service Technicians
- Educators
- Installers

Discover the MCM difference, call today for your free catalog.



ONLY \$10.88

Order #55-1520

MCM AUDIO SELECT™

8" Poly-Paper Cone Woofer

4ohm voice coil is great for autound applications or dual woofer enclosures.

- Specifications:**
- 18 oz. magnet
 - 1 1/2" voice coil • 50W/80W RMS/peak capacity • 35Hz-5KHz response • Qts 0.31
 - Vas 2.48 cu. ft. • fs 34Hz
 - Regular price \$15.95

your choice **ONLY 99¢**



#22-1145

#22-1150

Security Bit Drivers

Take advantage of this blockbuster price on these popular bits. Used for removing tamper proof fasteners often found in Nintendo and Sega video games and cartridges. 1 1/2" length, these bits fit any standard 3/8" driver. **Regular price \$3.59.**

Order #	Size
22-1145	3.8mm
22-1150	4.5mm




ONLY \$10.50

Order #28-2200

Multi-Voltage Power Supply

Provides 2A regulated output at 3, 4 1/2, 6, 7 1/2, 9 or 12V. Ideal for projects or as a battery eliminator. Connections are made via front panel binding posts. **Regular price \$16.95**



DEFENDER SECURITY

Color PC Board Camera

Take advantage of this unbelievable introductory price on this color PC board camera. Features automatic white balance, 330 lines horizontal resolution and AGC. Output is color NTSC standard composite video, 75ohm. Requires 12VDC, 240mA. **Regular price \$199.00**

ONLY \$152

Order #82-3015



ONLY \$29.95

Order #72-4025

TENMA® DMM W/Logic Function

3 1/2 digit DMM measures AC/DC voltage from 200mV-600V, resistance to

2000Mohm, capacitance to 20µF and transistor hFE gain. Includes protective holster. Requires 9V battery (#290-080) not included. **Regular price \$65.95.**



ONLY \$18.00


Order #35-510

Sleek Unidirectional Microphone

Unidirectional (cardioid) dynamic microphone features sleek "barrel" head design. Heavy-duty die-cast construction is ideal for PA, DJ and professional stage use. **Specifications:** • Impedance: 600ohm • Frequency response: 80Hz-15KHz • Dimensions: 6 1/2" (L) x 1 1/2" (head dia.) • Cable: 20' XLR female to 3/8" plug. **Regular price \$24.95**

ONLY \$5.35

Order #28-4795



One Watt Audio Amplifier Module

Pre assembled circuit module is great for providing speaker level output in projects. Accepts line level input. Requires 4-14VDC, 250mA. Measures approximately 2" x 1 1/2" x 3/8". **Regular price \$7.49**

ONLY \$4.50

Order #28-1485

Eight Outlet Power Strip

Convenient eight outlet strip offers circuit breaker protector, a lighted rocker switch and heavy duty 6' grounded cord. ABS fire retardant case incorporates built-in brackets for easy mounting. UL listed. **Regular price \$8.39**



FREE Catalog!

1-800-543-4330

www.mcmelectronics.com

Hours: M-F 7 a.m.-9 p.m., Sat. 9 a.m.-6 p.m., EST.

Same Day Shipping!

In stock orders received by 5:00 p.m. (YOUR TIME), are shipped the same day.



MCM ELECTRONICS®

650 CONGRESS PARK DR.
CENTERVILLE, OH 45459
A PREMIER FARNELL Company

SOURCE CODE: POP57

EARN MORE MONEY!

Be an FCC LICENSED ELECTRONIC TECHNICIAN!



Learn at home in spare time. No previous experience needed!

No costly school. No commuting to class. The Original Home-Study course prepares you for the "FCC Commercial Radiotelephone License." This valuable license is your professional "ticket" to thousands of exciting jobs in Communications, Radio-TV, Microwave, Maritime, Radar, Avionics and more...even start your own business! You don't need a college degree to qualify, but you do need an FCC License.

No Need to Quit Your Job or Go To School
This proven course is easy, fast and low cost! **GUARANTEED PASS**—You get your FCC License or money refunded. **Send for FREE facts now. MAIL COUPON TODAY!**

Or, Call 1-800-932-4268 Ext. 240


COMMAND PRODUCTIONS

FCC LICENSE TRAINING, Dept. 240
P.O. Box 2824, San Francisco, CA 94126
Please rush **FREE** details immediately!

NAME _____
ADDRESS _____
CITY _____ STATE _____ ZIP _____

Learn MICROCONTROLLERS EMBEDDED SYSTEMS and PROGRAMMING...

...with the AES learning system/ embedded control system. Extensive manuals guide you through your development project. All programming and hardware details explained. Complete schematics. Learn to program the LCD, keypad digital, analog, and serial I/O. for your applications.



THREE MODELS AVAILABLE. Choose from an Intel 8051, Intel 8088, or Motorola 68HC11 based system. All models come with:

- 32K Byte ROM, 32K Byte RAM • 2 by 16 Liquid Crystal Display • 4 by 5 Keypad • Digital, Analog, and Serial I/O • Interrupts, timers, chip-selects • 26 pin expansion connector • Built-in Logic Probe • Power Supply (can also be battery operated) • Powerful ROM MONITOR to help you program • Connects to your PC for programming or data logging (cable included) • Assembly, BASIC, and C programming (varies with model) • Program disks with Cross Assembler and many, well documented, program examples • User's Manuals: cover all details (over 500 pages) • Completely assembled and ready to use • Source code for all drivers and MONITOR • Optional Text Book

Everything you need. From \$279. Money Back Guarantee


Call for Free Info Pack, or see WEB at <http://www.aesmicro.com>
714-550-8094, FAX 714-550-9941



Call 1-800-730-3232

AES 575 ANTON BLVD., SUITE 300, COSTA MESA, CA 92626, USA

Electronic Training Videos



Learn electronics quickly and easily with UCANDO's computer-animated training videos. Students can learn at their own pace and professionals will find the UCANDO videos to be a valuable source of reference material. If these videos aren't the best learning tools you've ever seen, return them within 30 days for a

complete refund. These videos are being used by Tech-Schools, CET's, Military Branches, Ham Operators, Industries, and more, across the United States and around the world. Order today and see how UCANDO is ...

"Changing The Way The World Learns Electronics."

VCR Maintenance & Repair ... \$29.95 All others ... \$44.95 each
• Intro to VCR Repair • Direct Current • Alternating Current • Semiconductors • Power Supplies • Amplifiers • Oscillators • Digital 1 • Digital 2 • Digital 3 • Digital 4 • Digital 5 • Digital 6 • AM Radio • FM Radio Part 1 • FM Radio Part 2 • TV Part 1 "Intro to TV" • TV Part 2 "The Front End" • TV Part 3 "Audio" • Fiber Optics • Laser Technology •

SAVE!!! 6 videos for only \$240 or 12 videos for only \$450



1-800-678-6113

or mail check or money order to:

UCANDO Videos

P.O. Box 928

Greenville, OH 45331



FREE Shipping ... FREE Catalog

CIRCLE 136 ON FREE INFORMATION CARD

**OVER
30,000
ITEMS
IN STOCK**

**LARGE VARIETY
SAME DAY SHIPPING**
Minimum Orders \$20.00
Not Including Shipping & Handling

Dalbani®
The Ultimate Saving Source

SEMICONDUCTORS

Original #	Brand	Replaces
7805	Tesla	960
7806	Ank	962
7809	Ank	1910
7810	Samsung	1968
7812	Tesla	966
7815	Tesla	968
7818	Tesla	958
7824	Tesla	972
7905	Tesla	961
7906	Tesla	963
7908	Tesla	965
7912	Ank	967
7918	Tesla	959
7924	Tesla	971

YOUR CHOICE
\$45¢ each

**Dalco®
ECONOMICAL
SOLDER WICK**

5 Feet

- Length: 5 feet
- Width: 0.15"
- Safer Desoldering
- Fast Response

Item # 51-1050



\$1.10

SHIP UP TO **5 lbs** FOR ONLY

\$3.95

UPS
2ND DAY AIR

Plus handling & C.O.D. charge if it applies

**THE MOST POPULAR
VCR ALIGNMENT TOOL KIT**

\$24.99



- VCR Head pull
- Retaining ringremover
- Micro screwdriver
- Fitted vinyl Case
- 7 Assorted head & guide aligner
- Dimensions: 9 1/2"(W) X 12 1/4"(L)
- 3 Reverseable screwdrivers (Small-Flat-Phillips)
- Spring hook
- Hex key set
- Soft zippered case

Item # 50-888

POPULAR FUSE KIT 180 Piece Kit

Kit Contains 10 Pieces of each of these items:

- AGC Type : 0.5A, 1A, 1.5A, 2A, 2.5A, 3A, 4A, 5A, 6A, 10A, 15A
- Ceramic Type : 15A
- GMA Type : 1A, 1.5A, 2A, 3A, 4A, 5A

Item # 10-2050



\$13.95

SOLDER ROLL

- 1 LB Spool
- 370° F melting point
- Fastest solder
- Alloy 60/40, tin lead, non corrosive flux, Diam. 1.0mm

Item # 51-1005



\$5.49

**DUAL
HELPING
HANDS**

- Hold Work in any Position to leave hands free for soldering

Item # 50-1325



\$3.45

TUN-O-WASH® (CFC Free)

- Fast drying electronics grade cleaner for tuners, controls and PC boards.
- CFC and HCFC free
- Not for use on energized equipment
- Due to the chemical content, this product can be only shipped by UPS ground service.

Item # 30-0100
(12.5 Oz aerosol)



\$11.75

SOLDERING IRON

- General Purpose Applications
- 117V AC, 30 Watts

Item # 51-1335



\$3.25

**HEAVY DUTY COLOR
CODED LEADS**

- 10 Leads
- 11" Long Wire Lead
- Insulated 11/2" Alligator Clips
- 20 Gauge Wire Size
- Black, Green, Red, Yellow, White

Item # 56-500



\$2.95

**DALCO DIGITAL
MULTIMETER**

- DC Voltage: 200m-1K
- AC Voltage: 200-750V
- DC Current: 20m-20
- Transistor and Diode Test
- Continuity Buzzer
- Polarity indicator appears on LCD
- Test Probes Included
- Dimensions: 4.96" x 2.76" x 9.4"
- Weight: 6 oz.
- 9V Battery Included

Item # 50-2895



\$9.95

**WELLER WLC100
SOLDERING STATION**

Weller

- Ideal for the professional, serious hobbyist
- Variable power control (5-40W)
- 40W pencil iron and ST# Inter changeable tip
- Replaceable heating element
- Cushioned foam grip • Safety guard iron holder
- On/off switch with "power-on" indicator light

Item # 51-1505

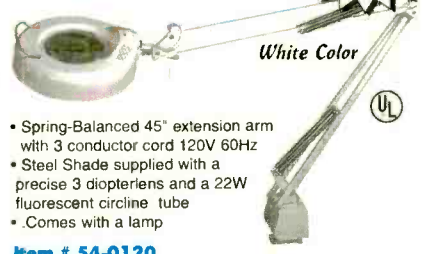


\$38.90

**Dalco® SWING ARM
MAGNIFYING LAMP**

- Spring-Balanced 45" extension arm with 3 conductor cord 120V 60Hz
- Steel Shade supplied with a precise 3 diopter lens and a 22W fluorescent circline tube
- Comes with a lamp

Item # 54-0120



\$36.72

Free 400 Page Color Catalog
With your First Order

Dalbani®


4225 NW 72ND AVE. MIAMI, FLORIDA 33166
TEL : (305) 716-1016 ----- FAX : (305) 594-6588

1-800-325-2264


CIRCLE 157 ON FREE INFORMATION CARD

CABLE T.V. EQUIPMENT

Friendly, Knowledgeable Service



**ORDERS CALL:
1-800-361-4586**



- All Equipment New
- Convertors & Descramblers
- 30 Day Money Back Guarantee
- 6 Month Warranty
- Visa, MC, C.O.D. Welcome

KDE ELECTRONICS, INC.

P.O. Box 1494
Addison, IL 60101

Info. 630-889-0281 HRS: Mon-Fri, 9-6 CST
Fax 630-889-0283 Sat, 10-2 CST

CONTROL RELAYS • LIGHTS • MOTORS MEASURE TEMPERATURE • PRESSURE • LIGHT LEVELS • HUMIDITY INPUT SWITCH POSITIONS • THERMOSTATS • LIQUID LEVELS

MODEL 30 \$79



- PLUGS INTO PC BUS
- 24 LINES DIGITAL I/O
- 6 CHANNEL
- 8 BIT A/D / IN
- 12 BIT COUNTER
- UP TO 14K SMP/SEC

MODEL 45 \$189



- RS-232 INTERFACE
- 8 DIGITAL I/O
- 8 ANALOG INPUTS
- 2 ANALOG OUTPUTS
- 2 COUNTERS-24 BIT

MODEL 100 \$279



- 12 BIT 100 KHZ A/D
- 4 ANALOG OUTPUTS
- 3 TIMER COUNTERS
- 24 DIGITAL I/O

MODEL 150-02 \$179



- RS-232 INTERFACE
- TRMS, 20 AMPS
- 12 BIT A/D
- OPRO-ISOLATED
- COMPLETE DMM

MODEL 40 \$99



- RS-232 INTERFACE
- 28 LINES DIGITAL I/O
- 8 ANALOG INPUTS
- PWM OUTPUT

MODEL 70 \$239



- RS-232 INTERFACE
- 18 BIT A/D
- 5.5 DIGIT
- UP TO 60 BMP/SEC


Prairie Digital, Inc.

PHONE 608-643-8599 • FAX 608-643-6754
846 SEVENTEENTH STREET • PRAIRIE DU SAC, WISCONSIN 53578

CIRCLE 48 ON FREE INFORMATION CARD

New and Pre-Owned Test Equipment

 **Goldstar**



Model OS-9100P → \$899.00
Full 100 MHz Bandwidth!

- Dual-Channel, High Sensitivity
- TV Synchronization Trigger
- Calibrated Delayed Sweep
- Includes Two Probes, 2 Year Warranty

Spectrum Analyzer
B+K Precision
Model 2625

- 150kHz - 1050MHz
- 80dB Dynamic Range
- AM/FM demod included

Only \$2,195.00!

**We Buy Surplus
Test Equipment**

Leader CATV Signal Level Meter Model LF 941
✓ TV/CATV Coverage from 46 - 870 MHz
✓ Video/Audio Carrier Measurements \$695.00!
Just Released! → "Series III" Multimeters
Fluke Model 87III \$309.00 !!!

**SIMMax
Module Tester**

- * Tests 72/30 pin SIMMs
 - * Stand alone/portable
 - * Identifies SIMM properties
 - * 10 built-in tests identify most memory defects
- Only \$599.00!**

1-800-996-3837

Pre-Owned Oscilloscope Specials

Tektronix 2213	60 MHz	\$549.00
Tektronix 2215	60 MHz	\$649.00
Tektronix 465	100 MHz	\$599.00
Tektronix 465B	100 MHz	\$729.00
Tektronix 475	200 MHz	\$829.00
Tektronix 475A	250 MHz	\$1,199.00

- Professionally Refurbished
- Aligned & Calibrated to Original Specifications
- The Industry Standard of Oscilloscopes
- **1 Year Warranty - The Longest Available!!!**

See us on the Web!
www.fotronic.com

Test Equipment Depot

A FOTRONIC CORPORATION COMPANY
99 Washington St. Melrose, MA 02176
(781) 665-1400 • FAX (781) 665-0780

email: afoti@fotronic.com



TOLL FREE 1-800-99-METER

Thanks to you, all sorts of everyday products are being made from the paper, plastic, metal and glass that you've been recycling. But to keep recycling working to help protect the environment, you need to buy those products.

BUY RECYCLED.



AND SAVE.

So look for products made from recycled materials, and buy them. It would mean the world to all of us.

For a free brochure, write Buy Recycled, Environmental Defense Fund, 257 Park Ave. South, New York, NY 10010, or call 1-800-CALL-EDF.



VARIAC

Excellent for controlling & testing various electronic products such as, Motor, Transformer, Lighting Control, School Electronics Lab / **1000VA**



\$69.89

Qty. 3+

DIGITAL MULTIMETER

Basic Digital Multimeter with Transistor "hfe" and Continuity Test.



\$8.50

Qty. 3+

1-888-456-4517

Associated Elec. & Eng. Co./ AEEC
 email: aeecpro1@aol.com
 website: www.internet-web.net/aeec
PO Box 4766, Santa Clara CA 95056

The World's Largest Source for Home Automation

- The Best & Most Comprehensive Home Automation Catalog in the Industry.
- Best Customer Service & Technical Support



FREE
144 page full color catalog!

Thousands of hard-to-find automation, X-10 and wireless control products. Computer interfaces, software, development tools, lighting control, telephone systems, security systems, surveillance cameras, infrared audio/video control, home theater, touchscreen control, HVAC, pet care automation, wiring supplies, books and videos and much more!

World's Largest Selection!

Lowest Prices Guaranteed!

HOME AUTOMATION SYSTEMS, INC.


Questions: 714-708-0610 Fax: 714-708-0614
 e-mail: catalog@smarhome.com
 www.smarhome.com

Call for a **FREE** Catalog! 800-762-7846

800-SMART-HOME

Dealers/Resellers ask about our SmartHome Pro Dealer Program 800-949-6255

Hexapod Walker Kit \$150.00 Plus S&H



You can build this Hexapod Robot
 This easy to build robot really walks using an alternating tripod gait. It can walk forward, reverse, and turn on a dime, left or right. With a payload of more than 12 oz., this robot is a real workhorse. The robot is programmed using simple BASIC instructions. It makes an excellent foundation for many simple and advanced robot experiments. The kit includes all the hardware, structural components, Hitec servos, First Step Micro kit, software, and an illustrated assembly manual. The Lynxmotion Hexapod Walker is a lot of fun to build and even more fun to operate.

Shown with the IRPD, no contact obstacle detector.

We have many more cool robots, check out our web page or ask for our free catalog!

Lynxmotion, Inc.
 104 Partridge Road
 Pekin, IL 61554-1403
 www.lynxmotion.com



Tel: 309-382-1816
 Fax: 309-382-1254
 sales@lynxmotion.com
 tech@lynxmotion.com

Don't lose sight of Glaucoma.



EPROM+ The Professionals Choice!

A rugged device programming system for bench and field



IMPROVED!
New features, more devices

Uses parallel printer port!
 Supports all standard parts!
 Excellent, easy-to-use software!

- FIRST GENERATION EPROMS 2708, TMS2716*, 25XX
- SECOND GENERATION EPROMS (24, 28, 32 PIN) 2716 - 27C800 (8 MEG) *ADAPTER REQUIRED (DIAGRAMS INCL. IDED)
- 16 BIT EPROMS* (40, 42 PIN) 27C1024 - 27C160 (16 MEG)
- FLASH EPROMS (28, 32 PIN) 28F, 29C, 29EE, 29F FAMILIES PLUS BOOT BLOCK DEVICES
- EEPROMS/NVRAMS (24, 28, 32 PIN) 28C04 - 28C010, X2210/12, ER5901, PLUS DALLAS 12XX
- SERIAL EPROMS* (8, 14 PIN) 17XX, 24XX, 25XX, 35XXX, 59XX, 85XX, 93XX, 95XX+ER1400
- BIPOLAR PROMS* (16 - 24 PIN) 74SXXX AND 82SXXX FAMILIES
- MICROCONTROLLERS* (ALL FAMILIES) 874X, 875X, 87CSXX, 87C75X, 89C5X, 89CX051, 89SXXX, 90SXXX, 68705, 68711, PIC12CXXX - 16CXXX, 17C4X PLUS FLASH AND 14000
- READ, PROGRAM, COPY, COMPARE, FILE LOAD/SAVE (PLUS MUCH MORE!)
- FULL SCREEN EDITOR W/25 CMDS + BYTE/WORD MODES
- RUNS UNDER DOS, WIN3.1/95/98 AT ALL CPU SPEEDS
- SUPPORTS INTEL HEX, S-RECORD AND BINARY FILES
- MADE IN USA • 30 DAY MONEY BACK GUARANTEE

\$289

SYSTEM INCLUDES: PROGRAMMING UNIT, PRINTER \$5.00 SHIPPING + \$5.00 C.O.D. PORT CABLE, POWER PACK, SOFTWARE & MANUAL VISA+MASTERCARD+AMEX

ANDROMEDA RESEARCH, P.O. BOX 222, MILFORD, OH 45150
 (513) 831-9708 FAX (513) 831-7562 website - www.arlabs.com

MICRO TEST, INC.

1800.931-9440



DIAGNOSTIC TEST CHIP

WE STOCK A COMPLETE LINE OF CHIPS, TOOLS, WIRELESS QUICK INSTALL TEST BOARDS AND DIAGNOSTIC CUBES FOR ALL CONVERTERS! ANYONE IMPLYING ILLEGAL USE WILL BE DENIED SALE. WE SELL PRODUCTS ONLY!! TO TECHNICIANS OR CABLE REPAIR FACILITIES!! IN CUSTOMER SERVICE & TECH. SUPPORT! ALL ORDERS SHIP WITHIN 24 HRS. UPS/FED-X. NEXT DAY SHIPPING AVAILABLE!! WE STOCK CRITAL 119.MHZ BEST PRICE IN THE MARKET TEST BOARD STAR FROM \$9.95 INCLUDES SWITCH & RESISTER ECT. CREDIT CARDS ACCEPTED. TECH SUPPORT 702-437-944 C.O.D. AVAILABLE.

CABLE TV EQUIPMENT

Converters, Test Cubes & Chips

**1 Year Warranty
30 Day Money
Back Guarantee**



**"ABSOLUTE LOWEST
WHOLESALE &
RETAIL PRICES"
CABLE U.S.A.
1-888-388-CUBE**

CD ROM LIBRARY OF ELECTRONICS HOME-STUDY, with over a hundred interactive computer aided software tutorials on electronics theory together with schematics:

CONTENT:

- 1 - Communications electronics program including:
 - Digital Electronics.
 - AM and FM radio electronics.
 - Television fundamentals.
 - CET (certified electronics technician) test preparation.
- 2 - Complete FCC radiotelephone Question Pool, with all questions, and answers, including help with all questions.

ALL of the home-study elements listed above will be sent to you on a CD ROM for \$55 (includes shipping and handling).

Available **ONLY** from **TUTOR-TECH**, at 170 Locksunart Way #2, Sunnyvale, CA 94087. (408) 481-9543.

- Check our Web site: <http://home.earthlink.net/~tutortech9>

Filter Wiz v2.0

ACTIVE FILTER design software for Windows. Provides mastery of lowpass, highpass, bandpass and bandstop filters. Enhance critical signal components while controlling noise and other interference.

Meets the needs of both novice and professional designer. Standard (LE) version \$89, PRO version \$199.

Download: <http://www.schematica.com>
sales@schematica.com FAX:250-642-2644

VIDEO SYNC GENERATOR



Restores Horizontal and Vertical Sync Lines from Distorted Video



Last Sync



Restored Sync with VSG

For Free Information Package and Pricing

Call (219) 233-3053
www.south-bend.net/rcd

R.C. Distributing, P.O. Box 552, South Bend, IN 46624

Only You Can Prevent Forest Fires.



Turn Your Multimedia PC into a Powerful Real-Time Audio Spectrum Analyzer

Features

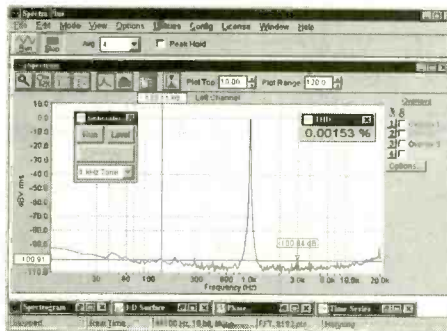
- 20 kHz real-time bandwidth
- Fast 32 bit executable
- Dual channel analysis
- High Resolution FFT
- Octave Analysis
- Distortion measurements
- Signal Generation
- Triggering, Decimation
- Transfer Functions, Coherence
- Time Series, Spectrum Phase, and 3-D Surface plots
- Real-Time Recording and Post-Processing modes

Applications

- Distortion Analysis
- Frequency Response Testing
- Acoustic Research

System Requirements

- 486 CPU or greater
- 8 MB RAM minimum
- Win. 95, NT, or Win. 3.1 + Win.32s
- Mouse and Math coprocessor



Priced from \$495

(U.S. sales only - not for export/resale)

DOWNLOAD FREE 30 DAY TRIAL!

www.spectraplus.com

PHS Pioneer Hill Software
24460 Mason Rd.
Poulsbo, WA 98370
a subsidiary of Sound Technology, Inc.



Spectra Plus
FFT Spectral Analysis System

Sales: (360) 697-3472

Fax: (360) 697-7717

e-mail: pioneer@telebyte.com

CALLER ID SEEN ON YOUR TV



TVMessenger

Only \$89.95

Never be interrupted by unwanted calls again!

TVMessenger offers:

- Convenience
- Security
- Callers' log
- Visual call indicator



Modern Electronics

2609 S 156 Cir, Omaha, NE 68130

1-800-906-6664

PARTS EXPRESS

ELECTRONICS & MORE

Solid Brass Binding Posts

- ◆ Heavy Duty 5 Way Binding Posts
- ◆ Solid Brass Construction
- ◆ Ideal For High Power Applications
- ◆ Audiophile Quality

When only the best will do! These rugged 5 way solid brass binding posts are perfect for all high power and high performance applications. For use in speakers cabinets with walls up to 1-1/4" thick. Available in red or black color coded versions. Each post includes a plastic shoulder washer, flat washer, and nut. Can be tightened with 9/16" wrench or nut driver. 3-1/8" overall length.



#090-473 (Black)
#090-474 (Red) \$9.50 (1-9) \$8.50 (10-UP)

Eminence Horn Drivers

Super quality, U.S. made compression horn driver features a huge 34 oz. magnet, 2" Kapton voice coil, and titanium diaphragm. ◆8 ohms ◆40 watts RMS power handling capability (conservative). ◆Fs: 600 Hz. ◆Response: 1,000-14,000 Hz. ◆Sensitivity: 100 dB 1W/1m. ◆Dimensions: diameter: 5-3/16", depth: 2-1/8". ◆Net weight: 6 lbs. ◆Replacement diaphragms: 16 ohm - #260-101, 8 ohm - #260-106, \$18.90 each.



EMINENCE

#260-105 \$49.95 (1-3) \$44.50 (4-UP)

CCD Board Cameras With Audio



#335-525 (Standard lens)
#335-530 (Pin hole lens) \$99.95 (1-3) \$88.90 (4-UP)

Dayton Loudspeaker Co. Professional Sound Reinforcement Drivers



Part #	Size	RMS Power	Price (1-3)	Price (4-UP)
295-060	10"	250 W	\$70.50	\$64.80
295-065	12"	300 W	94.90	86.95
295-070	15"	300 W	99.80	91.30
295-075	18"	350 W	135.90	124.60

If you haven't received a copy of our current 268 page catalog ... have one added to your order or please give us a call and we will send one out to you immediately.



MOTOROLA

KSN1165A High Power Bullet Tweeter
◆Power handling: 200 watts RMS/400 watts max ◆Frequency response: 1,800-30,000 Hz ◆SPL: 92 dB ◆Manufacturer model number: KSN1165A ◆Dimensions: A: 4-1/4", B: 4-1/4", C: 3".
#270-014 \$12.95 (1-3) \$11.50 (4-UP)



Dayton Loudspeaker Co. 5-1/4" Treated Paper Cone Woofer

Magnet structure is fully shielded to permit audio/video use. ◆Power handling: 30 watts RMS/45 watts max ◆Voice coil diameter: 1" ◆Voice coil inductance: .33 mH ◆Impedance: 8 ohms ◆DC resistance: 6.0 ohms ◆Frequency response: 45-6,000 Hz ◆Magnet weight: 9.5 oz. ◆Fs: 43.4 Hz ◆SPL: 88dB 1W/1m ◆Vas: .61 cu. ft. ◆Qms: 1.82 ◆Qes: .51 ◆Qts: .40 ◆Xmax: 2.5mm ◆Net weight: 2-1/2 lbs. ◆Dimensions: A: 5-1/4", B: 4-3/4", C: 3-1/8", D: 3-3/8", E: 1-3/8".
#295-300 \$13.50 (1-3) \$12.15 (4-UP)




Morel Soft Dome Tweeters

Part #	Model	Price (1-3)	Price (4-UP)
277-010	MDT-29	\$42.50	\$39.50
277-011	DMS-29	46.50	44.50
277-014	DMS-30	57.50	55.50
277-015	MDT-30	49.90	47.50
277-020	MDT-33 Pair	199.90	195.50
277-025	MDT-10	35.50	33.90
277-030	MDT-20	42.50	39.90
277-035	MDT-39	46.50	45.50
277-040	MDT-40	58.50	56.50



Amplified Video Switching Center

High quality video switching center gives you the flexibility to watch and/or record different sources simultaneously without the need to move complicated cables. Connect your VCR, CATV, satellite, video game, or home computer to two television sets. Gives you total control of your video system. 4 inputs, 2 outputs, all connections via "F" connectors. Pushbutton design. Amplified, broadband circuitry minimizes signal loss and cross-over. Simulated wood grain cabinet. Net weight: 4 lbs.
#180-155 \$42.90 (1-3) \$38.50 (4-UP)



FLUKE

70 Series III Analog/Digital Multimeters

Part #	Model	Price
392-042	77-III	\$174.75
392-026	70-III	96.50
392-032	73-III	125.95
392-036	75-III	154.80
392-038	26-III	213.50
392-046	79-III	193.80



Advanced Speaker Designs For The Hobbyist And Technician

A MUST FOR SPEAKER DIYERS

#500-042 \$16.95 EACH



DYNAUDIO AUTHENTIC TECHNOLOGY

ESOTEC Cast Frame Woofers

Part #	Description	Price (1-3)	Price (4-UP)
297-210	8 Ohm, 15W-75, 5-1/4"	\$127.50	\$119.90
297-215	4 Ohm, 15W-75, 5-1/4"	127.50	119.90
297-230	8 Ohm, 17W-LQ, 6-1/2"	131.90	125.95
297-235	4 Ohm, 17W-LQ, 6-1/2"	131.90	125.95
297-240	8 Ohm, 20W-75, 7-1/2"	145.90	139.90
297-245	4 Ohm, 20W-75, 7-1/2"	145.90	139.90



LARGEST SELECTION OF SPEAKER DRIVERS IN THE COUNTRY!

CALL TOLL FREE 1-800-338-0531

KEY CODE: POPOM

725 Pleasant Valley Dr., Springboro, Oh 45066-1158
Phone: 513-743-3000 ◆ FAX: 513-743-1677 ◆ E-Mail: sales@parts-express.com

CIRCLE 156 ON FREE INFORMATION CARD

ATTENTION DEALERS: WHOLESALE ONLY!



**BEST PRICES!
FAST SERVICE
SAME DAY SHIPPING**

EXCLUSIVE:



2 PIECE SETUPS: \$85⁰⁰

10 lot • 1 Year Warranty

**Latest Technology • Universal Combo's - Ask For Details
CALL US LAST! LOWEST PRICES GUARANTEED!**

**TOLL FREE:
800-322-9690**



**FAX:
516-246-5634**

**Call Today And
SAVE!** **Unbeatable
PRICES!**

CABLE TV

**DESCRAMBLERS
CONVERTERS • FILTERS
VIDEO STABILIZERS**

FREE ➤ 30 Day Trial
FREE ➤ Product Catalog
FREE ➤ 1 Year Warranty

100% MONEY BACK GUARANTEE




*Let us point you in
the right direction ...*



**TOLL FREE
888-554-ARROW**
888-554-2776

ELECTRONIC COMPONENTS



**Visit our web site!
www.mouser.com**


FREE catalog is available
on the internet, CD-ROM,
or in paper!

- Over 70,000 Products
- More than 145 Suppliers
- Same Day Shipping
- No Minimum Order

800-992-9943

817-483-6828 Fax: 817-483-0931
catalog@mouser.com

958 North Main St., Mansfield, TX 76063



If you are not getting
this catalog you are
missing out on some
of the best deals in

electronics today! We have thousands of
items ranging from unique, hard-to-find
parts to standard production components.
Call, write, or fax today to start your free
subscription to the most unique catalog in
the industry, filled with super values on
surplus electronic and hobbyist type
items. If you have a friend who would
like to receive our catalog, send us their
name and address and we will gladly
forward them a complementary 100 page
catalog.

Why pay more? Call today.




340 East First Street Fax Order Line
Dayton, Ohio 45402 1-800-344-6324

**Order Toll-Free
1-800-344-4465**

CIRCLE 139 ON FREE INFORMATION CARD

**COPY
RENTAL
TAPES**
**WITH OUR
VIDEO STABILIZERS**



**FREE
CABLE TV
CATALOG!**

The clearest picture possible
playing back movies.
GUARANTEED
to eliminate copy protection.

- No Rols/Jitters/Flickers/Fading
- Works on all TV's, VCR's Beta & Cable
- Gold Video Connectors & Cables Included
- 1 Year Warranty
- Money Back Guarantee

**VISION
ELECTRONICS
1-800-562-2252**

2609 S. 153TH CIRCLE • OMAHA, NE 68130
http://www.modernelectronics.com



CABLE TV Converters & Descramblers

Compatible with
**Jerrold, Scientific Atlanta,
Pioneer, Oak, & Hamlin
Equipment**

BRAND NEW!
6-MONTH GUARANTEE
LOWEST PRICES


Volume Control & Parental Lockout Available

Greenleaf Electronics
1-800-742-2567
NO ILLINOIS SALES

It is not the intent of Greenleaf Electronics to defraud any pay television operator and we will not assist any company or individual in doing the same.

World Passing You By?

Are you interested in Microprocessors & Embedded Control Systems? If not you should be! Look around, just about everything these days has an embedded microprocessor in it. TVs, cars, radios, traffic lights & even toys have embedded computers controlling their actions. The Primer Trainer is the tool that can not only teach you how these devices operate but give you the opportunity to program these types of systems yourself. Examples & exercises in the Self Instruction manual take you from writing simple programs to controlling motors. Start out in Machine language, then move on to Assembler, & then continue on with optional C, Basic, or Forth Compilers. So don't be left behind; this is information you need to know!



Examples Include:

- Measuring Temperature
- Using a Photocell to Detect Light Levels
- Making a Waveform Generator
- Constructing a Capacitance Meter
- Motor Speed Control Using Back EMF
- Interfacing and Controlling Stepper Motors
- Scanning Keypads and Writing to LCD/LED Displays
- Bus Interfacing an 8255 PPI
- Using the Primer as an EPROM Programmer
- DTMF Autodialer & Remote Controller (New!)

The PRIMER is only \$119.95 in kit form. The PRIMER Assembled & Tested is \$169.95. This trainer can be used stand alone via the keypad and display or connected to a PC with the optional upgrade (\$49.95). The Upgrade includes: an RS232 serial port & cable, 32K of battery backed RAM, & Assembler/Terminal software. Please add \$5.00 for shipping within the U.S. Picture shown with upgrade option and optional heavy-duty keypad (\$29.95) installed. Satisfaction guaranteed.

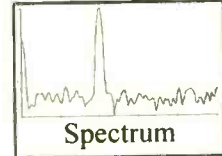
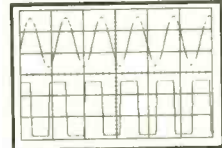
EMAC, inc.
11 EMAC WAY, CARBONDALE, IL 62901
618-529-4525 Fax 457-0110 BBS 529-5708
World Wide Web: <http://www.emacinc.com>

1985 - 1998
OVER
12
YEARS
OF SERVICE

OSCILLOSCOPES

from \$169 !!!

ATC O-Scope uses printer port to turn PC-AT into Digital Storage Oscilloscope, Spectrum Analyzer, Freq. Counter, Logger, DVM. DC-500KHz



- Print, log to disk, or export data
- Accepts standard scope probes
- Uses standard printer port
- Small and portable
- Works with laptops
- Same day shipping
- Made in U.S.A.
- Single channel units from \$169
- Dual channel units from \$349

Options:
• Probe sets
• Automotive probes
• Battery packs

Order yours today.

800 980 9806 MC/Visa/Amex
Allison Technology Corporation
8343 Carvel, Houston, TX 77036 USA
PH: 713 777 0401, FAX: 713 777 4746, BBS: 713 777 4746
<http://www.atcweb.com>

FULL MOTION VIDEO AND MINIATURE TRANSMITTER...

THE WORLD'S
SMALLEST
VIDEO CAMERA
and TRANSMITTER



**\$499
COMPLETE**

HIGH RES
BLACK AND WHITE
COLOR AND OTHER
MODULES AVAILABLE

EXTREME
CAMERA SYSTEMS

IN THE PALM OF YOUR HAND

I stuck one on my R/C glider and it was like sitting in the cockpit as I watched from my portable TV....J.Power, Avid R/C Hobbyist
"I can't believe the picture that this tiny camera delivers.....I simply attached a 9 volt battery to the camera and broadcast to my TV....I even threw a tape in my VCR and recorded the action....WCW! G.Dewar...Go Kart enthusiast
"In my business, I get paid to know what's out there. This miniature camera and transmitter combo unit is simply UNBELIEVABLE! I haven't seen anything like it anywhere at any price. F. Rasmussen. Covert Camera Retailer

- TINY SIZE 1.0" X 0.5" X 0.75"
- LOW LIGHT SENSITIVITY 2 LUX
- RANGE 1/4 MILE TO 1 MILE
- 9V BATTERY RUNS CAMERA AND TRANSMITTER FOR FIVE HOURS
- ALL CAMERA FUNCTIONS AUTOMATIC

- 2.9 OZ (NOT INCLUDING BATTERY)
- AMAZING RESOLUTION 470 L.O.R.
- UHF, 900 MHZ OR 2.4 GHZ


**\$499
COMPLETE**

www.extremecam.com
1-800-891-4466

AFFORDABLE CAMERA SYSTEMS FOR THE REAL WORLD

ADAPT-11 68HC11 Modules for Solderless Breadboards

- miniature 2.0" by 2.8" module
- plugs vertically into solderless breadboard for easy development,
- BOOT/RUN switch for easy programming via PC serial port
- all I/O lines on dual row connector



Complete modular prototyping system
Expansion accessories available!

For just US\$74.95, our Starter Package (AD11SP) provides everything you need to get going fast! Now you can harness the power of the popular 68HC11 in your projects! Includes ADAPT-11 with 68HC11E2, providing 2K EEPROM (re-programmable), 8 channel 8-bit Analog-to-Digital Converter (ADC), hardware timers, counters, interrupts, Serial Peripheral Interface (SPI), Serial Communications Interface (SCI), & more! On-board RS-232 interface (cable included), 5-volt regulator, 8MHz crystal, reset circuit, and convenient program/run switch. Comes with non-commercial versions of 68HC11 Assembler, BASIC, & C, as well as handy utilities & example code. Includes Motorola 68HC11 Pocket Programming Reference Guide and manual with schematic. All you need is a PC to write & program your software, a DC power supply, and a solderless breadboard (or proto-board) to build your application circuits on (or use our modular accessories).

Visa • MasterCard • American Express • Discover

TECHNOLOGICAL ARTS

399 Aragona Blvd., Suite 102, Box 418, Va. Beach, VA 23462
1644 Bayview Avenue, Box 1704, Toronto, ON M4G 3C2
voice/fax: (416) 963-8996 www.interlog.com/~techart

Slot Machines \$ 449.00

Free Shipping

Slot Machine Demo
Video \$ 5.99
40 - Minutes

33" High 20" Wide 14" Deep
Brochure \$ 1.00

Magic Box
Test Chips
Filter Kits

Beep - Beep
Buzz - Buzz
Notch Filters



Video Media www.nutnet.com

P.O. Box 93/6025
Margate, Fl. 33093
(954)-752-9202



LASER MODULE



Auto Power Control
Collimated Laser
Compact Size
100,000 hr lifetime
No Electronics Required

Visible Laser Modules(635-670 nm)
TTL Modulated Laser Modules
Line Generator Laser Modules
Infrared Laser Modules(780-830 nm)

from
\$ 29 (US)

LASER POINTER



Focus Adjustable
Elegant Design
Solid Metal Body

Pen Style Laser Pointer (1500 ft visibility)
Key Chain Laser Pointer (1500 ft visibility)
Available in silver and, black finish.

\$19.95 (US)

World Star Tech.

Ask for free catalog

Tel: (416) 204 6298 Fax: (416) 596 7819
http://www.worldstartech.com e-mail: info@worldstartech.com

CABLE TV CONVERTERS

Equipment & Accessories
Wholesalers Welcome

Call C&D ELECTRONICS
1-888-615-5757 M-F 10a-6p

Smithy / 3-in-1 Lathe•Mill•Drill

Benchtop machine shop

- Make your own parts and repairs
- Easy to use, free training
- Work metal, wood, or plastic

FREE
Info Dept. PE, PO Box 1517
Ann Arbor, MI 48106-1517
Call 1-800-345-6342



Crazy Dan's Price War
"Prices so low you won't believe it"
CABLE DESCRAMBLERS
NOBODY BEATS DAN THE CABLEMAN
1-888-429-4369

!!! BROADCAST FARTHER !!!

The model Z20 is an 80-110 MHz RF amplifier that connects to mono or stereo FM transmitters and produces a powerful 2-15 watt signal which could broadcast up to 5 miles or more! Requires 50-150 mW drive.

Step by step plans complete with part source
Information and antenna designs... ONLY \$14 PLUS \$2 S&H
NO C.O.D.'s

Progressive Concepts
BOX 586 STREAMWOOD, IL 60107
(630) 746-9A22 FAX: (630) 746-0353

SURVEILLANCE HIDDEN CAMERAS

DIRECT FROM MANUFACTURER - BEST PRICE IN THE MARKET

Ultra miniature hidden cameras. In dome, arrow or motion detector w/ mic. B/W or Color. Wide view angle. Low light sensitivity + super sharp images, plus video and audio output. From \$159.00. Also 1/2" B/W hidden camera, only \$99.00 USD. Wireless hidden camera, start at only \$249.00 USD. Plus \$5.95 for S/H. Wholesale Welcome. C.O.D. Check, Money Order or Visa/MC.

BOLDIE INTERNATIONAL CORPORATION
PH: (800) 555-0895 or (626) 575-9178
9660 Flair Drive #218, El Monte, CA 91731
http://www.boldieamazingproducts.com/

ELECTRONIC GAMES

BP69—A number of interesting electronic game projects using IC's are presented. Includes 19 different projects ranging from a simple coin flipper, to a competitive reaction game, to electronic roulette, a combination lock game, a game timer and more. To order BP69 send \$8.00 (includes s&h) in the US and Canada to Electronic Technology Today Inc., P.O. Box 240, Massapequa Park, NY 11762-0240. US funds only. Use US bank check or International Money Order. Allow 6-8 weeks for delivery. MA07

Electronic Games



CABLE CONVERTER DIAGNOSTIC TEST CHIP

LOAD FULL ACTIVATION OF CABLE CONVERTER

WE STOCK A COMPLETE LINE OF CHIPS, TOOLS, WIRELESS QUICK INSTALL TEST BOARDS AND DIAGNOSTIC CUBES FOR ALL CONVERTERS!

*** ANYONE IMPLYING ILLEGAL USE WILL BE DENIED SALE. WE SELL PRODUCTS ONLY!! TO TECHNICIANS OR CABLE REPAIR FACILITIES!!

- * #1 IN CUSTOMER SERVICE & TECH. SUPPORT!
- * ALL ORDERS SHIP WITHIN 24HRS, UPS/ FED-X.
- * PRIORITY NEXT DAY SHIPPING AVAILABLE!
- * SALE= BUY 6 TEST BOARDS AND GET 2 FREE.
- * MONDAY THRU FRIDAY 8AM - 7PM EST.
- * DEALERS WELCOME * ALL PRODUCTS GUAR!

VISA MasterCard VISUAL

COMMUNICATIONS INC.
ORDERS/CATALOG 1-800-GO-CABLE
TECHNICAL SUPPORT DEPT. 717-620-4363 EST. 1976



BASIC
ELECTRICAL
SUPPLY &
WAREHOUSING
CORPORATION

ATTENTION CABLE VIEWERS

Own Your Own Unit Today
Cable TV Converters &
Descramblers

All Makes / All Models

Call 1-800-577-8775

Technical Info: 847-584-2099

Debco is a Kit Builders Paradise

Electronic Kits - Plans - Parts - Computers - Amateur Radio

Call Debco today for your FREE copy of
The Electronic Experimenter's Journal

1 800 423 - 4499

Debco Electronics 4025 Edwards Rd. Cincinnati, OH 45209

Do You Repair Electronics?

Repair Databases for
TV, VCR, Monitor, UL
Audio, FCC, and more.

- Over 76,000 records
- Private user forums
- Live on-line chat rooms

RepairWorld.com

Electronics Corp 1 Herald Sq. Fairborn, OH 45324 (937) 878-9878

POPTRONIX®
Awaiting your call! Online Edition
http://www.poptronix.com

Cable Television
Converters, equipment & test chips
Dealers wanted!!!
Best Prices and Service
30 Days Money Back 1 Year warranty!
1(800) 660-4180

Kenwood CS-4125 Sale!!!



Free **KENWOOD** t-shirt
with purchase of
CS-4125 oscilloscope!!!



KENWOOD

MODEL CS-4125

20 MHz, 2 Channel, includes probes
Suggested Price \$595.00

SUPER SPECIAL \$389.00!!!

PRINT
Products International

8931 Brookville Rd * Silver Spring, MD, 20910 * 800-638-2028 * Fx. 301-545-0058

www.prodintl.com

SPARE SCOPE PROBE SPECIAL:

Kenwood PC-35 - 10:1, DC to 50 MHz

Regular \$62.00 SALE \$29.95

Kenwood PC-41 - 10:1/1:1, DC to 50 MHz

Regular \$62.00 SALE \$29.95

Call today for your free 84 page test & measurement instrument catalog!

CIRCLE 46 ON FREE INFORMATION CARD

❖ ATTENTION CABLE VIEWERS ❖

CABLE VIEWERS... get back to your **BASIC** Cable Needs

Call 800-577-8775

For information regarding all of your **BASIC** cable needs.



5 GOOD REASONS TO BUY OUR FAR SUPERIOR PRODUCT

- ❖ PRICE
- ❖ EFFICIENT SALES AND SERVICE
- ❖ WE SPECIALIZE IN 5, 10 LOT PRICING
- ❖ ALL FUNCTIONS (COMPATIBLE WITH ALL MAJOR BRANDS)
- ❖ **ANY SIZE** ORDER FILLED WITH SAME DAY SHIPPING

We handle **NEW** equipment ONLY - Don't trust last year's **OBSOLETE** and **UNSOLD** stock!
COMPETITIVE PRICING—DEALERS WELCOME

HOURS: Monday-Saturday 9-5 C.S.T.

It is not the intent of B.E.S.W. to defraud any pay television operator and we will not assist any company or individual in doing the same. Refer to sales personnel for specifications.

BASIC
ELECTRICAL
SUPPLY &
WAREHOUSING
CORPORATION

P.O. Box 8180 ■ Bartlett, IL 60103 ■ 800-577-8775

MONDO • TRONICS

ROBOT STORE

* KITS *

Your

* BOOKS *

Mailorder

* PARTS *

Source

* VIDEOS *

For

* MODELS *

Robots!

* MORE! *

(REQUEST OUR FREE CATALOG)

www.robotstore.com

800-374-5764

Or write to us:

4286 Redwood Hwy #226-137
San Rafael CA 94903

Phone 415-491-4600 • Fax 415-491-4696

Email info@mondo.com

Build 200 Circuits!

www.electronics123.com

ELECTRONICS



\$34
+S&H \$5

money back guarantee!

MC / Visa
Check or MO

200 different electronic circuits in one box! Basic, logic and control circuits, metal detectors, radios and more. Components include: Integrated circuits, transistors, speaker, and more. The circuits are built in a solderless snap-in console. (batteries not included)
USA: Amazon Electronics 14172 Eureka Rd, PO Box 21, Columbiana, OH 44408, USA
AFRICA: Archimedes Products: Tel (012) 332-2356, PO Box 26603, Gezina, 0031, South Africa
Toll Free 1-888-549-3749 (USA & Canada)
We have lots of other electronic kits, books, science kits, etc. - request a free catalog.

Quality Microwave TV Systems

WIRELESS CABLE - IFTS - MMDS
ATV - INTERNATIONAL - DIGITAL
Amplifiers • Antennas • Books • Components

* SASE For "FREE" Catalog or Send \$1

PHILLIPS-TECH ELECTRONICS

P.O. Box 13074 • Scottsdale, AZ 85267-3074

CATALOG/INFO: 602-947-7700

ORDER LINE: 800-880-MMDS

FAX LINE: 602-947-7799

WEBSITE: www.phillips-tech.com

E-MAIL: product@phillips-tech.com

CHALLENGER SYSTEM
31-Channel Complete \$248
Other Systems Available
5 Year Warranty
FREE SHIPPING

Visa • MC • AmEx • Discover • CDS • Quantity Pricing

Start an exciting career as a Telecommunications Technician

Train at home in your spare time for an exciting new career! Earn as much as \$35,000 a year and more working with fiber optics, radar and cellular networks.



This ICS program is endorsed by the National Association of Radio and Telecommunications Engineers (NARTE) and features a voucher for the NARTE Class IV Technician Certification exam.

Mail Coupon below for **FREE** facts or call toll free

1-800-595-5505 ext. 9423

Call Anytime — 24 hours a day, 7 days a week.

<http://www.icsearn.com> AG01

YES! Please send me free information on how I can train at home for a career as a Telecommunications Technician. There's no obligation.

Name _____ Age _____
Street _____ Apt. # _____
City/State _____ Zip _____
Phone () _____



International Correspondence Schools

A Subsidiary of Harcourt Brace & Company
Dept. AEM0988, 925 Oak Street, Scranton, PA 18515

BEST DEALER PRICING!

CABLE DIRECT

CONVERTERS • FILTERS
DESCRAMBLERS

IMPROVE YOUR IMAGE WITH
VIDEO STABILIZERS

FREE
CABLE TV
CATALOG!

100%
MONEY BACK
GUARANTEE!



30 DAY
FREE
TRIAL!

Now you can tune-in your favorite
cable TV programming
and **SAVE \$100'S** -
EVEN \$1000'S on premium
CABLE TV EQUIPMENT.



MODERN ELECTRONICS

1-800-906-6664


2609 S. 156TH CIRCLE • OMAHA, NE 68130

<http://www.modernelectronics.com>

BUGGED??

EAVESDROPPING is unbelievably widespread! Electronic Devices with amazing capabilities can be monitoring your telephone and room conversations **RIGHT NOW!** Are you sure you're safe? **FREE CATALOG** tells you fast! Includes Free Bonus details on fantastic opportunities now open in Counter-Surveillance field. Exciting, immensely interesting and **EXTREMELY** profitable (up to \$250/hr) full/part-time home. Call Now! **1-800-732-5000**

\$139* Laser LightShow



Draw with a laser beam! Animation, text, music & more! Includes galvos, mirrors, servo amp, demo software disk, analog and digital computer interface. Use an inexpensive pen pointer or high power gas laser.



Computerized Motors \$39*

Includes: 2 Stepper motors, 2 DC motors, computer interface, training manual, & demo software disk. Expandable! Up to 12 motors, up to 3 amps per phase.

Now with **4 Axis Linear Interpolation**

* Add \$6 for shipping. Computer with parallel printer port & cable, assembly, power supply, & laser arc required

FREE FLYER

Voice 510-582-6602 Fax 510-582-6603

SVS

1273 Industrial Pky West Bldg. 460
PO Box 55125 Hayward CA 94545-0125

LASER WINDOW BOUNCE OPTICAL RECEIVER

Operates With Our Laser Pointers
 And HeNe Gas Systems

High Sensitivity Optical Receiver with built in speech filter and low noise light biased pre-amplifier. Include cushioned headsets with separate volume controls and all instructions to demonstrate and utilize this remarkable property of laser light.



Uses Scattered and Direct Reflections

- LLR3 Plans...\$10.00 LLR3K Kit/Plans.....\$69.50
- LLR30 Ready to Use.....\$99.50
- EXT10 Optional Range Extension Lens...\$39.50

ULTRA BRIGHT LASERS

1 Year Warrantee
 Batteries Included
 All Metal Enclosure

- LAPN65 Versatile...15mw equiv 2000 ft....\$29.95
 - LAPN65F Focusable Model of Above.....\$34.95
 - LAPN63 Brightest...30mw equiv 3000 ft....\$69.95
 - LAPN63F Focusable Model of Above.....\$74.95
- CREATE YOUR OWN LIGHT SHOW!!!
- LAPN65PT Laser Multi Pattern Generator..\$29.95
 - LAPN65M Mini Key Chain All Metal.....\$39.95
 - LAPN67...5mw @ 670nm LOWEST COST.....\$19.95

WIRELESS LAB KITS

ALL PARTS TO BUILD 6 EXCITING TRANSMITTER PROJECTS

- 1 Super Sensitive Ultra Clear 1 Mile Voice Transmitter
 - 2 1 Mile Telephone Transmitter
 - 3 Line Powered Telephone Transmitter Never Needs Batteries!
 - 4 Tracking/Homing Beacon "Beeping Transmitter"
 - 5 Transmitter Rebroadcasts Video or Audio Outputs
 - 6 Short Range TV/FM Disrupter NEAT PRANK!! Discretion Advised
- All 6 Above Kits Plus FREE Info Data Pack on HELPFUL HINTS Building and Tuning Wireless Devices
- COMBOX Parts and Plans for above!..\$59.50
 COMBOP Plans for all the above!.....\$10.00

KINETIC ELECTRIC GUN

PIONEER A FUTURISTIC WEAPON!



500 Joules Energy Storage
 Constant Current Charging
 Triggered Spark Switch
 Ballistic Velocities
 Handheld Battery Operated
 Labeled A Dangers product

PROTOTYPED IN OUR LABS
 JOIN THE RESEARCH!
 EGUN1 Plans with Parts List.....\$20.00
 All Parts are Individually Available

3 MI FM BROADCAST TELEPHONE TRANSMITTER

Tunable On FM Broadcast. Excellent Telephone Project. Only Transmits When Phone is Used

- VWPM7K Kit/Plans\$39.50
- BEEP1K Beeper Alert Kit...\$19.95

10-14" of Explosive Bolts of Lightning

250KV TESLA COIL
 Transmit Wireless Energy
 Strange and Bizarre
 pyrotechnical effects.
 Ion Motors Anti-Gravity
 Size 20" H x 8" Sq
 Weight - 25 Pounds
 115 Volts/2 Amps AC
 Labeled "Use Caution"

- BTC3 Plans.....\$15.00
- BTC3K Kit/Plans.....\$399.50
- BTC30 Ready to Use.....\$499.50
- BTC4 Plans 24 to 30" Sprk...\$20.00

HIGH POWER STUNGUNS

- STUN100 100KV StunGun...\$29.50
- STUN200 200KV StunGun...\$49.50
- STUN300 300KV StunGun...\$69.50

ION RAY GUN PROJECTS ENERGY!



Star Wars Technology Demonstrates Weapons Potential! See Ions In Motion!

- IOG719 Plans.....\$10.00
- IOG7K Kit/Plans.....\$99.50

HIGHER POWERED DEVICE

- IOG9K Kit/Plans.....\$149.50

ATTENTION! HIGH VOLTAGE EXPERIMENTERS
 Battery Powered Mini Sized Modules for research in:
 HOVERCRAFT, ION GUNS
 FORCE FIELDS, SHOCKERS etc

- MINIMAX4 4KV@10ma.....\$19.50

GRAVITY GENERATOR

Demonstrates a unique phenomena of electrical reactions that produce the effect of "anti-gravity". You build and levitate a small mock space ship from simple materials. Excellent scientific demonstration of a fascinating method of levitation.

- GRA1 Plans and Book.....\$20.00
- GRA1K Pwr Sup Kit/Plans.....\$99.50
- GRA10 Assembled Pwr Sup...\$149.50

SHOCK FORCE FIELD VEHICLE OBJECT ELECTRIFIER

Hand Shock Balls, Wanda, Electrify Objects. Great Payback for Those Wespugyl

- SHK1K Kit of Pwr Module....\$19.50

1 800 221 1705 ORDERS ONLY! FAX 1 603 672 5406 INFO 9-5pm 1 603 673 4730 FREE CATALOG ON REQUEST
 Pay by MC, VISA, Cash, Chk, MO, COD, Please Add \$5.00 S&H plus \$5.00 If COD. Overseas Please Contact for PROFORMA

PANA VISE®


Take Advantage of These Special Prices on PanaVise Work Positioning Systems!



Model #201
 Regular \$21.95
 SALE \$20.85



Model #301
 Regular \$42.99
 SALE \$40.85



Model #324
 Regular \$76.95
 SALE \$73.25



Model #381
 Regular \$54.99
 SALE \$52.25

PRINT™

Products International

8931 Brookville Rd * Silver Spring, MD, 20910
 800-638-2020 * Fx 800-545-0058 * Fx 301-585-5402 * www.prodintl.com

Call, fax or email for your free PANAVISE catalog and a copy of our test and measurement instrument catalog today!

Our Complete Catalog is now online www.csi.com

Circuit Specialists Inc.

SINCE 1971

Check Out What We Have To Offer:

Fantastic DMM Offer!!!

Don't let the price fool you. This meter is a digital multimeter designed for engineers and hobbyists. Equipped with 5 functions and 19 ranges. Each test position is quickly and easily selected with a simple turn of the FUNCTION/RANGE selector rotary switch.



Our Best Offer Ever on a

High Quality Full Sized DMM

\$19.00 any qty

General Rubber Boot Included

Display: 3-1/2 Digit LCD, 21mm Figure Height with Automatic Polarity
Overrange Indication: 3 Least Significant Digits Blank

Temperature for Guaranteed Accuracy: 23°C±5°C RH<75%

Temperature Ranges:
Operating: 0°C to 40°C (32°F to 104°F)
Storage: -10°C to 50°C (14°F to 122°F)

Power: 9V Alkaline or Carbon-Zinc Battery (NEDA1604)
Low Battery Indication: BAT on Left of LCD Display

Dimensions: 188mm long x 87mm wide x 33mm thick
Net Weight: 400g

DC Voltage (DCV)
Range: Resolution: Accuracy:
200mV 100µV
2000mV 1mV ±(1%rdg+2dgt)

20V 10mV
200V 100mV
1000V 1V

Maximum Allowable Input: 1000V DC or Peak AC.

DC Current (DCA)
Range: Resolution: Accuracy:
200µA 100nA
2000µA 1µA ±(1.2%rdg+2dgt)

20mA 10µA
200mA 100µA ±(1.2%rdg+2dgt)

10A 10mA

Overload Protection: mA Input. 2A/250V fuse.

Resistance (Ω)
Range: Resolution: Accuracy:
200Ω 100mΩ
2000Ω 1Ω
20KΩ 10Ω ±(1.2%rdg+2dgt)

200KΩ 100Ω
2000KΩ 1KΩ
20MΩ 10KΩ ±(2%rdg+10dgt)

Maximum Open Circuit Voltage: 2.8V
Diode Test
Measures forward voltage drop of a semiconductor junction in mV test current of 1.5mA Max.

ohFE Test
Measures transistor hFE.
Frequency Range: 45Hz-450Hz
Maximum Allowable Input: 750V rms
Response: Average Responding. Calibrated in rms of a Sine Wave.

AC Voltage (ACV)
Range: Resolution: Accuracy:
200V 100mV ±(1.2%rdg+10dgt)

750V 1V

CAT NO DESCRIPTION PRICE

9300G Rugged High Quality DMM with Rubber Boot \$19.00

Positive Photofabrication Kit Make your own PCB's

Kit includes the basic items needed to fabricate pre-sensitized printed circuit boards (does not include artwork). Also included is a basic process guide to assist the user in the basics of exposing, developing and etching a PCB.

All items fit conveniently in the plastic development tray, and a tight fitting lid is included for handy storage. Additional recommended supplies for fabricating PCB's are: exposure bulb, etchant tank, eye protection, art-work, paper towels.

Kit includes:
• 1 each 3"x5" pre-sensitized single sided PCB
• 1 each 4"x6" pre-sensitized single sided PCB
• 1 each 6"x6" pre-sensitized single sided PCB
• 1 each 500ml developer liquid
• 1 each 500ml ferric chloride etching liquid
• 2 each foam brushes
• 1 each plastic development tray
• 1 each rubber gloves
• 1 each instruction sheet



new!

CAT NO DESCRIPTION PRICE

416-K Photofabrication Kit \$27.95

Positive Photo Resist Pre-Sensitized Printed Circuit Boards

These pre-sensitized printed circuit boards are ideal for small production runs. They provide high resolution and excellent line width control. High sensitive positive resist coated on 1oz. copper foil allows you to go direct from your computer plot or art work layout. No need to reverse art.

Single-Sided, 1oz. Copper Foil on Paper Phenolic Substrate PRICE EACH

CAT NO	DESCRIPTION	1	10	50
PP101	100mm x 150mm/3.91" x 5.91"	\$2.55	\$1.90	\$1.70
PP114	114mm x 165mm/4.6" x 6.6"	2.98	2.45	1.98
PP152	150mm x 250mm/5.91" x 9.84"	5.40	3.98	3.60
PP153	150mm x 300mm/5.91" x 11.81"	6.15	4.48	4.10
PP1212	305mm x 305mm/12" x 12"	12.78	10.65	8.52

Single-Sided, 1oz. Copper Foil on Fiberglass Substrate PRICE EACH

CAT NO	DESCRIPTION	1	10	50
GS101	100mm x 150mm/3.91" x 5.91"	\$ 3.90	\$2.98	\$2.60
GS114	114mm x 165mm/4.6" x 6.6"	4.80	3.49	3.20
GS152	150mm x 250mm/5.91" x 9.84"	8.69	5.98	5.78
GS153	150mm x 300mm/5.91" x 11.81"	10.20	7.20	6.80
GS1212	305mm x 305mm/12" x 12"	18.88	15.73	12.59

Double-Sided, 1oz. Copper Foil on Fiberglass Substrate PRICE EACH

CAT NO	DESCRIPTION	1	10	50
GD101	100mm x 150mm/3.91" x 5.91"	\$ 5.07	\$3.68	\$3.38
GD114	114mm x 165mm/4.6" x 6.6"	5.95	4.29	3.99
GD152	150mm x 250mm/5.91" x 9.84"	10.47	7.39	6.98
GD153	150mm x 300mm/5.91" x 11.81"	11.95	8.69	8.30
GD1212	305mm x 305mm/12" x 12"	22.09	18.35	14.68

Exposure System

Just place your presensitized board and artwork centered under the exposure fixture. Place the convenient acrylic sheet over the board and artwork to hold everything in place. Turn on light. Voila! Exposure takes about 5 minutes. Kit includes one fluorescent tube, stand and acrylic weight.



new!

Features

- Exposes boards in about 5 minutes!
- Convenient acrylic sheet to hold board in place during exposure (12.5" x 8.5")
- Fluorescent light fixture with plastic cover designed to aid in proper light refractions for even exposure

CAT NO	DESCRIPTION	PRICE
416-X	Fluorescent Exposure System	\$31.95
416-B	Extra Replacement Fluorescent Tube	16.95



Etching Tank This handy etching system will handle PC boards up to 8" x 9", two at a time. Ideal for etching your PCB's! System includes an air pump for etchant agitation, a thermostatically controlled heater for keeping etchant at optimum temperature and a tank that holds 1.35 gallons of etchant. A tight fitting lid is also supplied to prevent evaporation when system is not being used. Typical etching time is reduced to 4 minutes on 1oz. copper board!

REDUCES ETCHING TIME!	CAT NO	DESCRIPTION	PRICE
	12-700	Etch Tank System	\$37.95



Developer This product is used as the developer on our positive photo-resist printed circuit boards. Includes instructions. 50 gram package. mixes with water, makes 1 quart.

CAT NO	DESCRIPTION	1	10	25
POSDEV	Positive Developer	\$.95	\$.80	\$.50

Etching Chemicals/Ferric Chloride
A dry concentrate that mixes with water to make 1 pint of etchant, enough to etch 400 sq. inches of 1oz board.

CAT NO	DESCRIPTION	1	5
ER-3	Makes 1 pint	\$3.50	\$2.75



CIRCUIT SPECIALISTS, INC.

SINCE 1971
800-811-5203
602-464-2485
602-464-5824(FAX)

WE ACCEPT:

RECEIVE OUR LATEST 132 PAGE CATALOG!

It's chock full of all types of electronic equipment and supplies. We've got I.C.'s, capacitors, resistors, pots, inductors, test equipment, breadboarding supplies, PC supplies, industrial computers, data acquisition products, personal computers and computer parts, plus much, much more. FAX us your name and address or call 800-811-5203, ext. 5, to leave a message on our catalog request line.

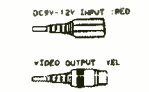


Color Weather Proof Bullet Camera

1/3" CCD with removeable rotation capable mounting bracket

Specifications

Image Sensor: Interline transfer CCD 1/3" format
 Effective Pixel: 512(H)x492(V) pixels/NTSC
 512(H)x582(V) pixels/PAL
 Scanning System: 2 : 1 interlaced
 Sync System: Internal sync
 Sync Pulse: 15.734KHz +1%(H)/15.625KHz +1%(H)
 59.94Hz +1%(V)/ 50Hz +1%(V)
 Sub-Carrier 3.57 MHz +30ppm
 400 TV lines (H)
 Resolution: More than 46dB (typ)
 S/N Ratio: 0.45
 Gamma Characteristics: 1LUX (F1.2 10IRE)
 Min. Illumination: Composite video signal : 1.0Vp-p
 Video Out: Auto white balance
 White Balance: 1/60 - 1/100,000 SEC(N) 1/50 - 1/100,000 SEC (P)
 Electronic Shutter: DC 12V + 10%
 Power Supply: 240mA (typ)
 Power Consumption: 4mm (78 or 92 degree) F : 2.0
 Lens: -5 deg. C +40 Deg. C
 Ambient Operating Temp: -10 Deg. C +50 Deg. C RH 95% MAX
 Ambient Storage Temp: 2 1/8" (L) x 1 1/4" (D)
 Dimension: 3 oz.
 Weight:



PRICE EACH
 1 5

CAT NO	DESCRIPTION	1	5
WDB-5407S	Color Water Tight Bullet Camera	\$299.00	\$269.00

(water tight for outdoor use, not suitable for sustained underwater use)

CCD Bullet Cameras

Available with standard or pinhole lens. Virtually indestructible bullet shaped casing. This sleek B&W camera can be mounted on walls or ceilings along narrow corridors or virtually any location for virtually any surveillance application. 0.5 lux minimum illumination with 380 lines of resolution. Even includes a built-in electronic iris for automatic light compensation.

Features

- Extremely low power consumption
- No blooming, no burning
- 0.5 LUX minimum illumination
- CCD area image sensor for long camera life
- Ultra small size allows for simple application and installation
- Built-in electronic auto iris for automatic light compensation
- Ultra compact camera

Specifications

Image Pick-Up Device: 1/3" CCD area sensor
 No. of Pixels: EIA = 512(H) x 492(V)
 Pixel Pitch: EIA = 9.6uM(H) x 7.5uM
 Scanning System: EIA=525 lines, 60 field/sec
 Sync System: Internal sync
 H. Resolution: 430 TU line
 V. Resolution: 400 TU line
 Usable Illumination: 0.5 Lux F1.6
 S/N Ratio: More than 48dB
 Gamma Characteristic: 0.45
 Video Output: 1.0 - 1.1 uP-p 75 Ohm
 Electronic Shutter Time: EIA=1/60 - 1/50,000 sec
 Lens F No. Focal Length: STD : 1.6 Open / 4.3mm(78 deg) Pinhole: 4.3 fixed/
 2.8mm(91.4 deg)
 Power Consumption: DC 9V (8-10V), 110mA
 Operational Temp.: -10 deg +50 deg C RH95% max
 Storage Temp: -20 deg +60 deg C RH95% max
 Dimensions: STD : 22mm(W) x 22mm(H) x 38mm(D) Pinhole:
 22mm(W) x 22mm(H) x 30mm(D)
 Weight: 35g max



PRICE EACH
 1 5

CAT NO	DESCRIPTION	1	5
WDB-07S	Standard Lens Version	\$144.00	\$129.00
WDB-07P	Pinhole Lens Version	144.00	129.00
WDP-07S/water	Standard Lens Weather Proof	189.00	152.00

CCD Dome Camera with Audio

B&W DOME camera with integrated microphone. Ideal security system application. 12 VDC operation.

Specifications

Image Device: 1/3" interline transfer CCD
 Picture Elements: EIA=542(H)x492(V)
 Scanning System: 2:1 Interlace
 Synchronization System: Internal
 Horizontal Resolution: 380 TV Lines
 Sensitivity: Under 0.3 LUX
 Electronic Iris (linear): EIA = 1/60-1/100,000 sec
 Video Output: 1.0Vp-p, 75 ohm
 S/N Ratio: More than 50dB
 Power Supply: 12V DC (±20%)
 Gamma: r=1
 Power Consumption: 110 mA max
 Operating Temp.: -10°C - +50° C
 Operating Humidity: RH 95% Max
 Weight: 100g
 Applied Lens: 3.6mm -92°, 4.3mm -78°
 A/E/E/Flicker Less/Mirror Image: Jump soldering selection
 Audio Pick-up Sensitivity: -60dB (0dB=1V/ubar)
 Audio Frequency Range: 20 Hz - 20 kHz
 Audio S/N Ratio: More than 40dB
 Audio Output Level: 1Vp-p/600 ohm
 Dimensions: 87 x 55.5mm



PRICE EACH
 1 5

CAT NO	DESCRIPTION	1	5
WDBB-6500	B&W Dome Camera	\$144.00	\$129.00

1/3" CCD Board Cameras

Available with PINHOLE LENS with AUDIO; STANDARD LENS with AUDIO; and STANDARD LENS with INFRA-RED and AUDIO. These are the world's smallest commercially available CCD board cameras!

World's Smallest B&W Board Cameras

Specifications

Image Pick-Up Device: 1/3" CCD area Sensor
 Picture Elements: EIA=512(H) x 492(V)
 Pixel Pitch: EIA=9.6UM (H) x 7.5UM (V)
 Scanning System: 2 : 1 interlace
 Scanning Frequency: EIA=525 lines, 60 field/sec (II) 15.750 KHz x 60 HK



Resolution: 430 Lines
 Minimum Illumination: 0.03 LUX
 S/N Ratio: 45DB
 Lens Mounting: 4.3mm standard, 5mm pinhole
 Video Output: 1.0 VP-P/750OHM composite signal
 Power Requirement: 8-12 VDC (9VDC standard)
 Power Consumption: 100mA
 Operating Temperature: -20C → +70 C RH 95% Max
 Storage Temperature: -40C → +85 C RH 95% Max
 Audio Pick-Up Sensitivity: -60 DB (0DB = 1B/UBAR. 1KNZ)
 Audio Frequency Range: 20 Hz to 20KHz
 Audio S/N Ratio: More than 35DB
 Audio Output Level: 1VP-P/600 OHM

Dimensions

WDP-2000 30mm (H) x 30mm (W)
 WDS-2005 30mm (H) x 30mm (W)
 WDI-4000 44mm (H) x 30mm (W)

CAT NO	DESCRIPTION	1	5
WDP-2000	1/3" B&W Pinhole Lens with Audio	\$89.00	\$77.00
WDS-2005	1/3" B&W Standard Lens with Audio	89.00	77.00
WDI-4000	1/3" B&W Infra-RED with Audio	89.00	77.00
WDPH-55BW	Plastic Housing Option for B&W Board Cameras (WDP-2000 & WDS-2005 ONLY)	13.00	12.00

SEE OUR ON-LINE CATALOG AT
www.cir.com

CIRCUIT SPECIALISTS, INC.
 SINCE 1971

800-811-5203
 602-464-2485
 602-464-5824(FAX)

ESD Safe Soldering Stations

- Auto-Temp 136ESD & Auto-Temp 137ESD
- Meets applicable military standards
- ESD safe featuring ceramic heating element and state of the art P.T.C. sensor to ensure accurate temperature performance

Features

Fine Tune Temperature from 150° C (300° F) through 450° C (850° F) without unnecessary tip or heating element changes.
Precision "Tip Temperature" accuracy is mastered to within ±3° C (6° F) using state of the art circuit technology and a built-in P.T.C. sensor located at the top of each ceramic heater shaft for fail safe accuracy.
Fast Heat Up & Recovery. A long life Japanese made ceramic heating element facilitates fast heat up, fast recovery and exacting temperature control with minimal overshoot. Heat-up time to working temperature is attained in about 45 seconds. **Splice Free Circuit.** "Zero voltage" switching and fully grounded design meets military application standards for protection of electro-sensitive devices against line transience and voltage spikes. Tip leakage is less than 0.4 mv or 0.5 ohm resistance. **External Calibration Port.** A calibration port is located on the face of the unit thus temperature adjustments are quick and convenient.
Lightweight Soldering Iron. Ergonomic mini handle that stays "cool". Handle assembly cord is made from silicone rubber that won't be damaged when coming into contact with high temperature irons.
Isolated Power Unit. The power unit is isolated from the AC line by a high quality



XYTRONICS



136ESD 137ESD w/ Digital R/O

front panel. Superior High Insulation ceramic heater provides insulation rated over 100Mohms at 750° F. Optional SMD Tip Series for re-work applications. Range of interchangeable tips available for maximum system flexibility.

SEE www.cir.com FOR OUR SELECTION OF REPLACEMENT TIPS, REPLACEMENT IRONS AND SMD TIPS.

CAT NO	DESCRIPTION	1	5
136ESD	Electronic Temp Controlled ESD Safe Soldering Station	\$99.00	\$88.00
137ESD	Electronic Temp Controlled ESD Safe Soldering Station w/ Digital Readout	129.00	114.00

SURVEILLANCE

The Latest High Tech Professional Electronic Devices

Our latest catalog offers a HUGE selection of surveillance, counter-surveillance/privacy devices: **pinhole camera \$129⁰⁰**, hidden video, **"realtime" 12-Hour telephone recorder \$139⁰⁰**, 12 hour VOX recorder phone call register, scanners, bug/phone tap detectors, voice disguisers, locksmithing tools, vehicle tracking, wireless video, and much more. Wholesale/retail.

We will not be undersold.

Catalog \$5.00 or

www.spyoullet.com

SPY OUTLET

PO Box 337, Buffalo NY 14226
(716) 691-3476/(716) 695-8660

Digital Entertainment GREAT VALUES ON:

USSB dish

SAVE 30%-50% Compare to Cable

MORE ENTERTAINMENT OPTIONS ALL THE HOT ACCESSORIES PAY LESS

1010 Frontier Dr. Fergus Falls, MN 56537

Call Now 800-500-9275 www.skyvision.com

Skyvision

BEST BY MAIL

Rates: Write National, Box 5, Sarasota, FL 34230

FINANCIAL

CASH NOW FOR FUTURE PAYMENTS! We buy payments from Insurance Settlements, Annuities, and Class Action Awards. We also buy Owner Financed Mortgage Notes. Call R&P Capital at 1-800-338-5815, Ext. PE500.

MONEYMAKING OPPORTUNITIES

HOME ASSEMBLERS - EARN \$15-\$35 Hour! Send stamped envelope: TROLPE, 1317 Pine, Apopka, FL 32703.

INTEREST TO ALL

LONG AGO RADIO. Over 7000 old radio programs available on cassette/CD's. Free sample catalog: Toll free 1-877-Long-Ago, www.longagoradio.com

DVD PLAYERS for a \$1.00. Send cash only non-refundable, plus 2 unused 32¢ stamps for more information to: D. Jimenez, P.O. Box 624, Yuma, AZ 85366.

THERAPY MAGNETS - How they enhance healing and relieve pain. FREE audio tape: 888-554-9144.

Cable T.V. Converters & Equipment

Lower Prices
Dealer Discounts
30-Day Money back
1-year warranty
MC, Visa, AE, COD



No Florida Sales

www.cable4you.com

1-(800) 888-5585

CLASSIFIED

AUDIO-VIDEO-LASERS

VIDEO STABILIZER: Works with all videotapes. \$45.95 + \$6.00 S&H. Free brochure. 30 day moneyback. STAR DEVELOPMENT Box 92457 Milwaukee, WI 53202. (414) 860-1471.

BUSINESS OPPORTUNITIES

EASY WORK! EXCELLENT PAY! Assemble Products At Home. Call Toll Free 1-800-467-5566 ext. 5730.

\$400 WEEKLY ASSEMBLING Electronic circuit boards/products from home. For free information send SASE: Home Assembly-PE Box 216 New Britain, CT 06050-0216.

CABLE TV

CABLE TV SECRETS www.cabletvsecrets.com or \$9.95 Box 527 Pataskala, OH 43062.

CONFUSED?? Descramblers. Will explain all your options, all makes and models avl. Dealers are welcome. Open 6 days 9AM till 7PM EST, Toll Free# (888)238-0967. ROYAL ENGINEERING INC. Universal Box is here now.

CABLE TV Descramblers. One piece units. Pioneer 6310's, Scientific Atlanta 8580's, DPV7's and others. Lowest prices. Money back guarantee. Precision Electronics Houston, TX 1-888-691-4610.

WHOLESALE and volume pricing. Boss units and Seemores compatible with all systems. C.O.D. Call and compare prices 1-888-762-2253.

Bewildered about descramblers? Call for fast friendly explanation on your cable needs. Same day shipping or shipping is free. Tech support with all orders. Call Toll free 1-888-221-8365. Global Electronics M-Sat. 9am-8pm.

LOOK no further for converters and accessories. Best picture lowest prices. Buy direct and save. Superior Technologies 1-888-922-0671.

UNIVERSAL cable converter. 6 month warranty. GHOST Electronics (414-617-0724) No Wisconsin sales.

CABLE TV EQUIPMENT & ACCESSORIES. Wholesalers Welcome! 30 Day Moneyback Guarantee! Free Catalog! **PROFORMANCE ELECTRONICS, INC. 1-800-815-1512.**

CABLE TV Signal Eliminator - Powerful, user tunable filter for removing severe interference OR unwanted channels! Eight models, for channels (2-3)(4-6)(7-13)(14-17)(18-22)(23-29)(30-36)(95-99). Each \$30, add \$4 S/H. Quantity discounts. Money back guarantee. Visa, Mastercard or check. COD \$5 extra. Website <http://starcircuits.com/tv> filter. Star Circuits, PO Box 94917, Las Vegas, NV 89193. 1-800-433-6319.

CABLEBOX descramblers, activators, testchips. Low prices. All questions welcome. Toll free (888) 205-6987. MC/Visa/COD. E.B. INTERNATIONAL

Free Cable Descramble Plans. For Details Write: Sierra Publishing, 909 E. Yorba Linda Blvd., Suite H-181, Dept PET, Placentia, CA 92870.

FREE TV CABLE CATALOG. Revolutionary new products. Converters, Full viewing boxes, Gold or Silver, that do all boxes. Open 7 days a week. 1-800-676-6342.

CABLE DESCRAMBLERS AND CONVERTERS, SHOP NO MORE. BEST PRICES AND TECH SUPPORT. EXTREME ELECTRONICS 1-888-609-4910.

CABLE DESCRAMBLING, New secret manual. Build your own Descramblers for Cable and Subscription TV. Instructions, schematics for SSAVI, Gated Sync, Sinewave, \$12.95, \$2 postage. CABLETRONICS, Box 30502PE, Bethesda, MD 20824.

CB-SCANNERS

CB Radio Modifications! Frequencies, kits, high-performance accessories, books, plans, repairs, amps, 10Meter conversions. The best since 1976! Catalog \$3.00. CBCI, Box 31500PE, Phoenix, AZ 85046.

175 to 350 WATT 10 METER MOBILE AMPLIFIERS. ALSO CELLULAR OPEN SCANNERS. CARL 256-259-0361.

COMPUTER HARDWARE

New Computers and parts at wholesale prices. www.techass.com Toll free 1-877-tec-hass. We will ship all parts and computers.

MISC. ELECTRONICS FOR SALE

FANTASTIC Self running motors, generators and anti-gravity. Free information. Energy Research, Box 1514 Jackson, CA 95642.

RF TRANSISTORS AND TUBES. 2SC2879, MRF454, MRF422, 2SC1969, 2SB754, SD1446, 3-500ZG, 3CX3000A7, 4CX250B, WESTGATE 800-213-4563.

PLANS-KITS-SCHEMATICS

HEALTH COMPANY is selling photocopies of most Healthkit manuals. Only authorized source for copyright manuals. Phone: 616-925-5899, 8-4 ET.

ELECTRONIC PROJECT KITS: 49 McMichael St, Kingston, ON., K7M 1M8. \$3.00 catalog. www.qkits.com. **QUALITY KITS.**

MONITORS MADE SIMPLE. Learn to repair computer monitors! Case studies, illustrations, parts sources, manufacturers included! 136 pages, softcover, \$19.95 + \$2.50 shipping. Order today! Send check or money order to **Pikes Peak Press** 321 W. Henrietta Ave. P.O. Box 1801, Woodland Park, CO 80866. (719)687-1499.

CATALOG: Broadcasting/micro transmitters, amplifiers, antennas. Start your own radio station books. Audio, TV, Ham, CB, Surveillance, Science projects and more. www.panaxis.com **PAN-COM** Int'l, PO Box 130-10, Paradise, CA 95967.

RS-232 instrumentation chips/kits. Pocket Test-bench. Rapid construction protoboards. **Oricom Technologies**, (303)444-9776, www.sni.net/~oricom.

SATELLITE EQUIPMENT

FREE CATALOG - Satellite TV/GPS-DIY. Technical Books, Installation Videos, Computer Analysis Software www.baylin.com 800-843-2425.

SKYVISION! Your Satellite Home Entertainment Source. **Best values:** DBS and C/Ku-band equipment, including 4DTV. Most complete selection: Parts-Tools-Upgrades-Accessories! **Free** Discount Buyer's Guide. Call 800-543-3025. International 218-739-5231. www.skyvision.com.

DSS Hacking: How to construct and program smart cards, with pic16C84, PCB layout, Complete DSS system schematics, \$16.95. Software \$25. T shirt with "DSS Smart Card" PCB layout on front, \$12.95. **CABLETRONICS** Box 30502PE, Bethesda, MD 20824.

SECURITY

SECURITY Systems and Surveillance Camera Equipment. Do it yourself and save. Camera's, Monitor's, VCR's, Motion and Glassbreak Detector's, Control Panel's, Siren's, more. www.a1security.com.

TEST EQUIPMENT

Large assortment of used test equipment for sale. Request catalog or visit our website. **Stevenson Equipment Company** 609-888-2846 Fax: 609-888-2847 <http://www.stevensonlabs.com>.

IWATSU 5711 O-Scope, 100MHZ \$1200 OBO. HP547A Current Tracer \$650 OBO. HP Thinkjet Printer, Cable, Paper Stand \$125 OBO. Randy 918-621-5705.

VIDEO DESCRABLERS

BUY where the dealers buy. Guaranteed lowest price. Starting at \$39.99. Descramblers for all systems, makes, and models. Dealers welcomed, quantity discounts. Call now 1-800-586-9920.

INVENTORS

INVENTORS: Free information package and initial phone consultation. Attorney **JP Halvonik**, Washington DC area 800-876-6670.

RADIO TRANSMITTERS

AM Transmitters, FCC certified. Good range 530-1700 KHZ. Crystal-locked tuning. Chip message storage. 56,000+ sold. www.talkinghouse.com 920-922-4800 ext. 501.

FREE CASH GRANTS

Free Cash Grants! College. Scholarships. Business. Medical bills. Never repay. Toll Free 1-800-218-9000 Ext. G-14087.

FCC License Preparation

Electronics Tech., Avionics, Marine & Radar **HOMESTUDY**—Fast, Easy & Inexpensive Manuals, Audio, Video, PC disks, latest Q&As Free 1-800-800-7555 "Guaranteed Pass" See at <http://www.worldaccessnet.com> BusinessShowcase/wpt. 4701 NE 47th St. Vancouver, WA 98661 - WPT Publications

CABLE TV CONVERTERS

Equipment & Accessories
Wholesalers Welcome
Call **C&D ELECTRONICS**
1-888-615-5757 M-F 10a-6p



Free Catalog w/order

a \$5.00 value
1-800-543-3568

Includes Cross-Reference for:

- * Video Heads * Camcorder Batteries
- * Telephone Batteries * Flybacks
- * PLUS: "NEW" Semiconductor

Cross-Reference Information
CONSOLIDATED
ELECTRONICS
705 Watervliet Ave
PO Box 20070
Dayton, OH 45420-0070

Visit us on the WEB!
<http://www.ceitron.com>

Check our web site for greater savings.
Low pricing now on-line!
e-mail: cei@ceitron.com

CABLE TV CHANNELS

EQUIPMENT Direct! **FREE 30 DAY TRIAL**

GUARANTEED

SAVE \$1000's
The Nationwide source for cable TV equipment.

BUY WHERE THE DEALERS BUY!

FREE TV Cable Descramblers, Converters and Magic Box Catalog. Open Every Day!

FREE Your VCR TAPES CAN PLAY AS CLEAR AS DAY!

Eliminates copy protection on any tape

UNLEASH NOW WITH Video Decoder

* Copy any rental/bought tape
* Power Cord and RC Plug Included

2 Year Warranty
CALL NOW!
Member Better Business Bureau
MEGA ELECTRONICS
1-800-676-6342 VISA • MC • COD

FREE 30 Day Trial!

PROGRAMMERS OVER 50 MODELS

ADVANTECH EETOOLS NEEDHAMS DATA IO ICE TECHNOLOGY HILO SYSTEM GENERAL CHROMA MODULAR CIRCUIT TECHNOLOGY XELTEK

PROMAX	EMP-20	MEGAMAX	MEGAMAX4	SIM/SIP	TESTER	EMUPA
--------	--------	---------	----------	---------	--------	-------

CALL ADVANTECH LABIT00L 599 EETOOLS SIMMAX
629 ICE TECH MICROLV 795 CHROMA SIMM/SIP
650 EETOOLS ALLMAX + 359 MOD-MCT-EMUP/R
409 EETOOLS MEGAMAX 279 MOD-MCT-EMUP/R
509 EETOOLS MEGAMAX4 49 EPROM 1G TO 512K
369 XELTEK SUPERPRO II 69 EPROM 1G TO 1MEG
409 XELTEK SUPERPRO II P 99 EPROM 4G TO 1MEG
249 XELTEK SUPERPRO L 199 EPROM 16G TO 1 MEG
165 XELTEK ROMMASTER II 89 EPROM 1G TO 8MEG
479 MOD-MCT-EMUPA 129 EPROM 4G TO 8MEG
739 STAG ORBIT-32 250 EPROM 8G TO 8MEG

LABIT00L48	MICROMASTER	SUPERPRO	ALLMAX PLUS	ROMMASTER2
------------	-------------	----------	-------------	------------

General Device Instruments
Sales 916-393-1655 Fax 916-393-4949 BBS 983-1234
Web www.generaldevice.com E-Mail icdevica@best.com

The Pocket Programmer

\$129.95

The portable programmer that uses the printer port of your PC instead of an internal card.

Easy to use software that programs E(E)prom, Flash & Dallas Ram. 27(C)/28(C)(F)/29(C)(F)/25 series from 16K to 8 Megabit with a 32 pin socket. Adapters available for MCU's 874X, 875X, Pic, 40-Pin X 16 & Serial Eprom's, PLCC, 5-Gang and Eprom Emulator to 32K X 8.

Same Name, Address & Phone # for 13 Years.... Isn't it Amazing ?

Intronics, Inc.
Box 13723 / 612 Newton St.
Edwardsville, KS 66113 Add \$4.75 COD
Tel. (913) 422-2094 Add \$4.00 Shipping
Fax (913) 441-1623 Visa / Master Charge

Take Stock in America **U.S. SAVINGS BONDS**

A public service of this magazine

HI-TECH SURVEILLANCE

Pinhole Cameras, Recording Devices, Bug Detectors, Lasers, Lockpicks, Pen Knives, Tracking Devices, Wireless Mics, Books/Videos, plus much more!!!!

FOR CATALOG - SEND \$5.00 TO:
Spy Way
P.O. Box 61805, Jax, FL 32236

Be a private investigator

Home study. Learn surveillance, interrogation, undercover skills. Solve crimes, earn great pay. **Free literature: 800-223-4542**

Name _____ Age _____
Address _____ Phone (____) _____
City/State _____ Zip _____

School of Private Investigation, Dept. JRL341
6065 Roswell Rd., PCDI, Atlanta, Georgia 30328

BE A PROFESSIONAL CARPENTER!

Home study. Carpenters are in demand nationwide! Learn today's carpentry skills, inside and out. **Free career literature.**

CALL 800-223-4542

Name _____ Age _____
Address _____ Phone (____) _____
City/State _____ Zip _____

The School of Carpentry, PCDI, Dept. JCL341
430 Technology Parkway, Norcross, Georgia 30092

START A CAREER IN ELECTRONICS!

Accredited home study. Repair, install, and service audio equipment, microwave ovens, alarm systems, small appliances, and more. For free career literature, send or call. **CALL 800-223-4542**

Name _____
Address _____
City/State _____ Zip _____
Age _____ Phone (____) _____

The School of Electronics, Dept. ELL341
PCDI, 6065 Roswell Road, Atlanta, GA 30328

ADVERTISING INDEX

Popular Electronics does not assume any responsibility for errors that may appear in the index below.

Free Information Number	Page	Free Information Number	Page
— AES	78	— Lynxmotion	81
— Alfa Electronics.....	76	159 MCM Electronics	77
— Allison Technology.....	85	— Mega Electronics	93
— Amazon Electronics.....	88	139 Mendelson's.....	84
— Andromeda Research.....	81	16 MicroCode Engineering	CV4
— Arrow Electronics.....	84	— Micro Test.....	81
— Associated Electrical & Eng.....	81	— Modern Electronics	82, 88
— Audio Amateur	75	— Mondo-tronics.....	88
— Basic Electrical Supply	87	152 Mouser	84
130 C&S Sales, Inc.	72	— NRI Schools.....	11
— Cable USA	82	30 Parallax	CV3
13 Cadsoft.....	7	156 Parts Express	83
— Circuit Specialists.....	90	— Pioneer Hill Software	82
— CLAGGK, Inc.....	8	48 Prairie Digital Inc.	80
— Cleveland Inst. of Electronics.....	39	46 Print	87
— Command Productions	78	47 Print	74
— Comtrad Industries	3	155 Print	89
— Consolidated Electronics	93	— Pro Planet	92
— Consumertronics.....	74	14 Radio Shack	15
157 Dalbani	79	— Schematica Software	82
162 Davis Instruments	4	— School of Electronics	93
— EDE Spy Outlet	92	— Silicon Valley Surplus	88
— EMAC.....	85	— Skyvision Inc.	92
— Extreme Camera Systems.....	85	158 Sun Equipment	70
— Foley-Belsaw	71	— Tab Books.....	19, 51
— General Device Instruments.....	93	— Technological Arts	86
— Grantham College of Eng.....	4	137 Telulex.....	75
— Greenleaf Electronics Inc.	85	— Test Equipment Depot.....	80
— Home Automation Systems.....	81	— TUTOR-TECH	82
— Information Unlimited	89	136 UCANDO Videos	78
26 Interactive Image Technologies	CV2	— US Cyberlab.....	69
— Intl. Correspondence School	88	— Video Media	86
— Intronics, Inc.....	93	— Vision Electronics	84
— Jameco	5	— Visual Communications	86
— James Electronic Services.....	84	— Weeder Technologies	69
— KDE Electronics	80	— World Star Technologies	86

ADVERTISING SALES OFFICES

Gernsback Publications, Inc.
500 Bi-County Blvd.
Farmingdale, NY 11735-3931
1-(516) 293-3000
Fax 1-(516) 293-3115

Larry Steckler, EHF/CET
President (ext. 201)
e-mail advertising@gernsback

Adria Coren
Vice-President (ext. 208)

Ken Coren
Vice-President (ext. 267)

Christina Estrada
Assistant to the President (ext. 209)

For Advertising ONLY
1-516-293-3000
Fax 1-516-293-3115

Larry Steckler
publisher

Arline Fishman
advertising director (ext. 206)

Marie Falcon
advertising assistant (ext. 211)

Adria Coren
credit manager (ext. 208)

**Subscription/
Customer Service/
Order Entry**
1-800-827-0383
7:30 AM - 8:30 PM EST

ADVERTISING SALES OFFICES

EAST/SOUTHEAST

Megan Mitchell
9072 Lawton Pine Avenue
Las Vegas, NV 89129
Phone 702-240-0184
Fax 702-838-6924
Lorri88@aol.com

MIDWEST/Texas/Arkansas/ Oklahoma, Colorado, Arizona

Ralph Bergen
Midwest Sales
One Northfield Plaza, Suite 300
Northfield, IL 60093-1214
1-847-559-0555
Fax 1-847-559-0562
bergenrj@aol.com


PACIFIC COAST/Mountain States

Anita Bartman
Hutch Looney & Assoc., Inc.
6310 San Vicente Blvd.
Suite 360
Los Angeles, CA 90048-5426
1-213-931-3444 (ext. 227)
Fax 1-213-931-7309
anita@hlooney.com

Build a Weather Station with

PARALLAX

and BASIC Stamp Computers



Orders and Tech Support:

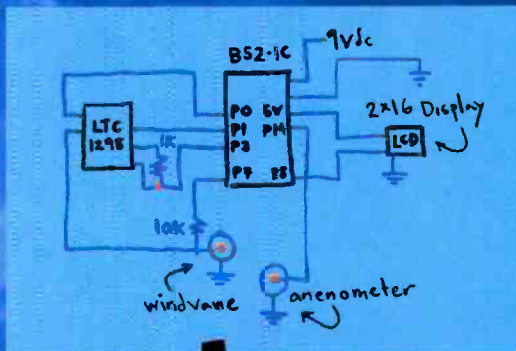
Parallax Inc
 3805 Atherton Road #102
 Rocklin, CA 95765
 916.624.8333
 fax 916.624.8003
 toll free 888.512.1024
<http://www.parallaxinc.com>

BASIC Stamp Computers

BASIC Stamps are a little solution for a big project. BASIC Stamps consist of a microcontroller, EEPROM, resonator and a few other components mounted on a small module the size of a postage stamp. The simple Parallax BASIC programming language commands include HIGH, LOW, INPUT, OUTPUT, IF, THEN, FOR, NEXT, TOGGLE, GOSUB, and GOTO. Check <http://www.parallaxinc.com> for a complete code listing and sample source code.

Build a Weather Station with your BASIC Stamp II

The following two code fragments show you how to measure wind speed and wind direction. Most anemometers produce a pulse with each rotation, and can be connected directly to a BASIC Stamp I/O pin. With 5 VDC applied to the wind vane, the 12-bit LTC 1298 A/D converter (Parallax #27915 - \$26) returns a 0 to 5 VDC value that corresponds to a wind direction. Schematics and source code are available at <http://www.parallaxinc.com/stamps/anemometer.htm>



Get_Direction:

```
low CS
shiftout DAT,CLK,lsbfirst,[cfg\4]
shiftn DAT,CLK,msbpost,[AD\12]
high CS
```

- Select A/D
- Send configuration
- Receive data
- Deselect A/D


return

Get_Speed:

```
high AN_PWR
count AN,2000,pulses
mph=pulses*/458/seconds
low AN_PWR
```

- Turn on I/O pin
- Count pulses for 2000 ms
- Calculate wind speed
- Turn off I/O pin

return



Use the first code segment to talk to the wind vane

Use the second code segment to count pulses from an anemometer

BS2 Carrier Board (#27120 - \$20)

BASIC Stamp II Starter Kit (#27203) \$149

The BASIC Stamp II Starter Kit includes the BS2-IC module, carrier board, manual and application notes, software and serial cable. Free telephone and e-mail technical support is included with the purchase of every product.

BS2-IC Module (#BS2-IC - \$49)
 BS2-IC module has 16 I/O lines, 2048 bytes EEPROM (program and data), 500 instr. max program length, and 50k baud serial I/O. Command set includes LOOKUP, LOOKDOWN, READ, WRITE, plus those identified above.

2-line x 16 character Serial LCD Display (#27910) \$54




LCD showing weather measurements

Use the BASIC Stamp's SEROUT instruction (recurses one I/O line, ground and power) to communicate with the Serial LCD display.

BS2 Starter Kit Contents




BS2-IC Module



Solutions Cubed Pocket Watch

Pocket Watch B (#27962) \$27

Would you like to time-stamp your weather data? Try adding this real-time clock manufactured by Solutions Cubed. The Pocket Watch B uses a simple serial interface to communicate with the BASIC Stamp. Small size (less than 1.2" wide), 5-pin SIP package could plug right into a BASIC Stamp carrier board.



Call and request our new product catalog!

- Australia +61 2 6772 2777, +61 39 338 3306 • Austria +49 5232 8171 • Belgium +32 4 377 5151 • Bulgaria +359 2 72 77 50 • Brazil +55 11 453 5588, +55 11 801 0045 • Canada (514) 336-9426, +403 730 8603 • Czech Republic +42 49 5813 252 • Finland +358 31 266 1885 • France +33 328 550 328 • Germany +49 5232 8171 • Greece +30 1 902 0115 • Hungary +36 1270 7600 • India +91 11 22 232 561 • Ireland +44 1 977 683 665, +35 31 821 5060 • Israel +972 3 498 543 • Italy +39 0542 55400 • Japan +81 3 3251 1779 • Netherlands +31 10 450 4949 • New Zealand +64 947 82323 • Poland +48 34 648 882 • Slovak Republic +42 7 580 2574 • South Africa +27 11 493 6242 • Sweden +46 431 41 00 88 • Switzerland +011 41 32 631 11 54 • Taiwan +886 2 647 1978 • Thailand +66 2 739 1181 • United Kingdom +44 1 977 683 665 • United States 818 882-7621, 800 344-4539 (Digi-Key), 800 831-4242 (Jarreco), 800 536-5000 (JDR), 800 652-6733 (Marlin P. Jones), 415 491-4600 (Mondo-Tronics), 800 643-7422 (Radio Shack Unlimited), 303 612-2060 (Tech America)

CIRCLE 30 ON FREE INFORMATION CARD

www.americanradiohistory.com

High-end features. Low-end price.



\$299

CircuitMaker 6:
Schematic design
and simulation
software

\$299

TraxMaker 3:
Printed circuit
board layout
software

CircuitMaker Version 6 and TraxMaker Version 3 give you the features of professional, high-end software at a fraction of the cost. Plus, with exceptional ease-of-use you'll spend less time learning to use the software and more time designing. Both applications are compatible with your existing software, and feature outstanding technical support. Call now for your free functional demo.

CircuitMaker 6 is a powerful schematic design and simulation program featuring:

- Professional schematic features including printout borders, title block and barred pin names
- Symbol editor and Macro feature for custom devices
- Fast, accurate SPICE3f5/XSPICE-based simulation
- Complete array of analysis types, including Fourier, AC, DC, Parameter sweep, Transient and more
- Virtual instruments including a digital oscilloscope, multimeter, Bode plotter, curve tracer and more
- Extensive library of over 4,000 models
- Tight integration with TraxMaker® for quick PCB layout
- Output PCB netlists in Protel®, Tango® and TraxMaker® formats for use in a variety of PCB layout programs
- Windows 3.1, 95 and NT

TraxMaker 3 is a powerful printed circuit board layout program featuring:

- Over 2,000 component footprints in a fully-documented, indexed library. Documentation shows footprints actual size
- Built-in autorouter and Design Rules Check
- Supports up to 6 signal layers plus power and ground planes, silk screen overlays and solder and paste masks
- Board sizes up to 32" x 32", with no pin limitations
- Intelligent manual routing with unroute capabilities
- Import any PCB netlist in CircuitMaker®, Protel® or Tango® format
- Output RS274X Gerber files, Excellon N/C drill files and Bill of Materials
- Print to any Windows-compatible printer or plotter
- Windows 3.1, 95 and NT

MICRO CODE ENGINEERING INC For free demo software, or to order, call **1-800-419-4242**
927 West Center Street • Orem, UT 84057 • Phone (801) 226-4470 • Fax (801) 226-6532 • www.microcode.com