

NET WATCH ARE WE ALONE IN THE UNIVERSE?

November 1997

Popular Electronics®

Build the

FuseSaver

Construct this circuit-breaker-like electronic fuse substitute to use when testing electronic equipment

Leonid Meteor Shower

Will November's powerful Leonid meteor shower destroy Earth's satellites and space stations?

Charge-It!

Build a universal rechargeable battery charger

PLUS:

- Simple Applications of Op-Amps
- Audio Circuits for the Musician
- Ham Radio—Antenna Scaling
- GPS Navigation at its Best



\$3.99 U.S.
\$4.99 CAN.



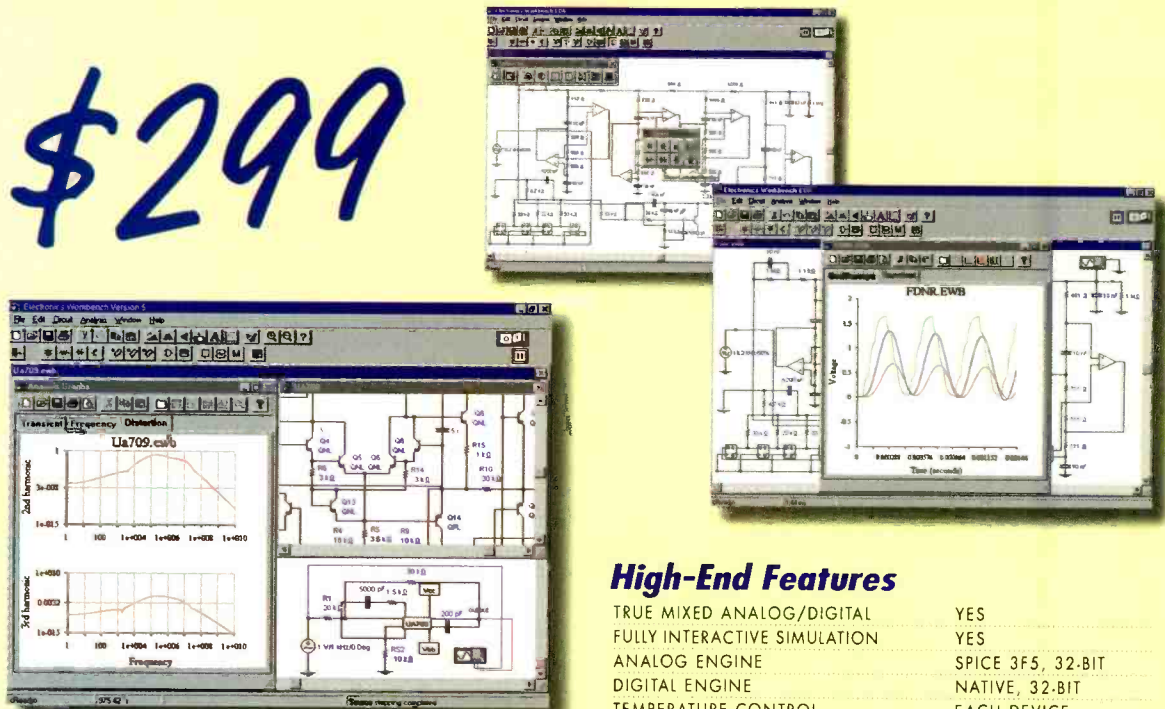
#BXBDCH***** 5-DIGIT 45236
#45236MYE725CE007# AUG99 P20



RESP 144
7253 CHETBERT DR
CINCINNATI OH 45236-3603

Better Designs -Faster

\$299



NEW!

Electronics Workbench Version 5 with analog, digital and mixed A/D SPICE simulation, a full suite of analyses and over 4,000 devices. Imports SPICE netlists. Exports to PCB layout programs. Still the standard for power and ease of use. Still the same low price.

Join over 75,000 customers and find out why more engineers and hobbyists buy Electronics Workbench than any other SPICE simulator. You'll be working productively in 20 minutes, and creating better designs faster. We guarantee it!

Check our web site at
<http://www.interactiv.com>
for a free demo

30-DAY MONEY-BACK GUARANTEE

VERSION 5.0 FOR WINDOWS 95/NT/3.1. Upgrades from previous versions \$79.

CALL 800-263-5552



Fax: 416-977-1818 Internet: <http://www.interactiv.com> CompuServe: 71333,3435/BBS: 416-977-3540/E-mail: ewb@interactiv.com

High-End Features

TRUE MIXED ANALOG/DIGITAL	YES
FULLY INTERACTIVE SIMULATION	YES
ANALOG ENGINE	SPICE 3F5, 32-BIT
DIGITAL ENGINE	NATIVE, 32-BIT
TEMPERATURE CONTROL	EACH DEVICE
PRO SCHEMATIC EDITOR	YES
HIERARCHICAL CIRCUITS	YES
VIRTUAL INSTRUMENTS	YES
ON-SCREEN GRAPHS	YES
ANALOG COMPONENTS	OVER 100
DIGITAL COMPONENTS	OVER 200
DEVICE MODELS	OVER 4,000
MONEY-BACK GUARANTEE	30-DAY
TECHNICAL SUPPORT	FREE

Powerful Analyses

DC OPERATING POINT	YES
AC FREQUENCY	YES
TRANSIENT	YES
FOURIER	YES
NOISE	YES
DISTORTION	YES

Electronics Workbench[®]

VERSION 5

INTERACTIVE IMAGE TECHNOLOGIES LTD., 908 Niagara Falls Boulevard, #068, North Tonawanda, New York 14120-2060/Telephone 416-977-5550

TRADEMARKS ARE PROPERTY OF THEIR RESPECTIVE HOLDERS. OFFER IS IN U.S. DOLLARS AND VALID ONLY IN THE UNITED STATES AND CANADA. ALL ORDERS SUBJECT TO \$15 SHIPPING AND HANDLING CHARGE

CIRCLE 13 ON FREE INFORMATION CARD

www.americanradiohistory.com

COVER STORY

33 Build The FuseSaver

Use this circuit-breaker-like electronic fuse substitute when testing electronic equipment that have operating currents ranging from 0.5 to 5 amps. It will spare you some of the frustration of finding replacement fuses, while safeguarding the equipment's overworked internal fuses—*Larry Ball*

CONSTRUCTION

46 Charge-It!

This dual-regulated charger for NiCd and gel-cell rechargeable batteries can save you a bundle of cash by eliminating the need to buy batteries by the truck load—*Bill Stiles, CET*

FEATURES

42 Leonid Meteors: Celestial Fireworks, Satellite Killers—or Both?

Will the impending fall meteor shower destroy Earth's satellites and space stations? Because of the tremendous impact velocities involved, highly charged plasma clouds created by the impacts of even remarkably small particles may be powerful enough to destroy our orbiting structures—*Kirk A. Kleinschmidt, NTØZ*



Page 33



Page 42



Page 46

POPULAR ELECTRONICS [ISSN 1042-170-X] Published monthly by Gernsback Publications, Inc. 500 Bi-County Boulevard, Farmingdale, NY 11735. Periodicals postage paid at Farmingdale, NY and at additional mailing offices. One-year, twelve issues, subscription rate U.S. and possessions \$21.95, Canada \$28.84 [includes G.S.T., Canadian Goods and Services Tax Registration No. R125166280], all other countries \$29.45. Subscription orders payable in U.S. funds only. International Postal Money Order or check drawn on a U.S. bank. U.S. single copy price \$3.99. Copyright 1997 by Gernsback Publications, Inc. All rights reserved. Hands-on Electronics and Gizmo trademarks are registered in U.S. and Canada by Gernsback Publications, Inc. Popular Electronics trademark is registered in U.S. and Canada by Electronics Technology Today, Inc. and is licensed to Gernsback Publications, Inc. Printed in U.S.A.

Postmaster: Please send address changes to Popular Electronics, Subscription Dept., P.O. Box 338, Mount Morris, IL 61054-9932.

A stamped self-addressed envelope must accompany all submitted manuscripts and/or artwork or photographs if their return is desired should they be rejected. We disclaim any responsibility for the loss or damage of manuscripts and/or artwork or photographs while in our possession or otherwise.

As a service to readers, Popular Electronics publishes available plans or information relating to newsworthy products, techniques, and scientific and technological developments. Because of possible variances in the quality and condition of materials and workmanship used by readers, Popular Electronics disclaims any responsibility for the safe and proper functioning of reader-built projects based upon or from plans or information published in this magazine.

PRODUCT REVIEWS

16 Product Test Report

Panasonic A-300U DVD

23 Gizmo

Hitachi Home Electronics MP-EG1A Camcorder Kit, Goldstar MA-1505W Multiwave Microwave Oven, Cobra Electronics HH-45WX Citizens Band Radio, Seiko Instruments Smart Disklabeler Software, and more

41 Hands-on Report

TV/PC Monitor Glare Filters

COLUMNS

8 Multimedia Watch

GPS Navigation at its Best—*Marc Spiwak*

14 Net Watch

Are We Alone?—*Dan Karagiannis*

53 Antique Radio

Firing Up Those OI-As—*Marc Ellis*

56 Scanner Scene

Fast-Talking Fast-Food Clerks—*Marc Saxon*

58 Think Tank

Audio Circuits for the Musician—*John Yacono*

62 Circuit Circus

Simple Applications of Op-Amps—*Charles D. Rakes*

66 Computer Bits

The SemWare Editor—*Jeff Holtzman*

68 DX Listening

Radio Netherlands—A Golden Anniversary—*Don Jensen*

70 Ham Radio

Antenna Scaling—*Joseph J. Carr*

DEPARTMENTS

4 Editorial

5 Letters

72 Electronics Library

77 Popular Electronics Market Center

106 Advertiser's Index

106A Free Information Card

Larry Steckler, EHF, CET,
editor-in-chief and publisher

EDITORIAL DEPARTMENT

Edward Whitman, managing editor
Julian Martin, editorial advisor
Robert Young, technical editor
Evelyn Rosa, assistant editor
Teri Scaduto, assistant editor
Debbie Cybula, editorial assistant
Joseph J. Carr, K4IPV,
contributing editor
Marc Ellis, contributing editor
Jeffrey K. Holtzman,
contributing editor
Don Jensen, contributing editor
Dan Karagiannis, contributing editor
Charles D. Rakes, contributing editor
Marc Saxon, contributing editor
Marc Spiwak, contributing editor
John Yacono, contributing editor

PRODUCTION DEPARTMENT

Ruby M. Yee, production director
Ken Coren, desktop production director
Lisa Baynon, desktop production
Melissa Giordano, desktop production
Kathy Campbell, production assistant

ART DEPARTMENT

Andre Duzant, art director
Russell C. Truelson, illustrator

CIRCULATION DEPARTMENT

Theresa Lombardo,
circulation manager
Gina L. Gallo, circulation assistant

REPRINT DEPARTMENT

Michele Torrillo, Reprint Bookstore

BUSINESS AND EDITORIAL OFFICES

Gernsback Publications, Inc.
500 Bi-County Blvd.
Farmingdale, NY 11735
1-516-293-3000
FAX: 1-516-293-3115


President: **Larry Steckler**
Vice-President: **Adria Coren**
Vice-President: **Ken Coren**

**SUBSCRIPTION
CUSTOMER SERVICE/
ORDER ENTRY**

1-800-827-0383
7:30 AM - 8:30 PM EST

**Advertising Sales Offices
listed on page 110**

Composition by Mates Graphics
Cover by Loewy Design



Since some of the equipment and circuitry described in POPULAR ELECTRONICS may relate to or be covered by U.S. patents, POPULAR ELECTRONICS disclaims any liability for the infringement of such patents by the making, using, or selling of such equipment or circuitry, and suggests that anyone interested in such projects consult a patent attorney.

Where do more people go for electronics accessories?



Surprised?
Of course you weren't.

RadioShack has the accessories people need for all sorts of personal electronics. Need a case for your cellular phone, a longer-lasting battery, a universal remote control, an adapter for your portable CD player? We can provide accessories that will help you get the most enjoyment and greatest benefit from thousands of products. No matter who made it or where you bought it—you already know who'll get you connected. For our store near you, call 1-800-THE-SHACK®.



RadioShack®

You've got questions. We've got answers.®

CIRCLE 14 ON FREE INFORMATION CARD

MONDO • TRONICS

ROBOT STORE

* KITS *

Your

* BOOKS *

Mailorder

* PARTS *

Source

* VIDEOS *

For

* MODELS *

Robots!

* MORE! *

(REQUEST OUR FREE CATALOG)

www.robotstore.com

800-374-5764

Or write to us:

4286 Redwood Hwy #226-101
San Rafael CA 94903

Phone 415-491-4600 • Fax 415-491-4696

Email info@mondo.com

EDITORIAL

Times Are A'Changin'

As we enter the Fall season we notice changes in the weather, declining daylight hours, and that the gentle lazy days of Summer are fading away. We now look forward to starting new projects, new classes, and meeting new friends. So it is with **Popular Electronics**. Those sharp-eyed readers will notice a new name at the bottom of this editorial column. That's my signature! That's my picture!



Since coming aboard earlier as an Associate Editor, I have been working closely with my mentor, and previous **Popular Electronics** editor, Julian Martin. Julian will be spending the greater part of his time as the "gatekeeper" of our Internet Web site: www.gernsback.com, and editing the online edition of Gernsback's venerable publication, *Poptronix*, (and, of course, be my Editorial Advisor).

What do I see in the future for **Popular Electronics**? Drawing upon my own long-term background in electrical engineering, and an even longer time with ham radio as well as being an avid hobbyist-builder, I will continue to guide the magazine into a blend of the latest technological and scientific developments, coupled with the excitement of hands-on project building and techniques. We are planning great construction articles and super features in issues to come, and are committed to bringing you the best of them every month.

Let's try to bring back the excitement of constructing your own project, of first turning it on and, hopefully, achieving the realization that what you built—works! Even if you are the proverbial appliance operator or "couch potato," not knowing which end of the soldering iron you should pick up, or which way to point the remote control, we at **Popular Electronics** will at least attempt to give you an understanding or working knowledge of the latest in the new technologies.

In future issues you may notice subtle changes in the magazine, some of which you may like and, some you may not. But let us know what *you* think—we can be reached by mail, telephone, Fax, and e-mail (sorry you can't get our beeper numbers!). Stop by our Web site, look for new features, get down-loadable software, join our electronics forum, or simply catch up on the latest news in electronics from the editorial departments as well as our reader community.

There was magic to electronics, and there still is!

Ed Whitman
Managing Editor

LETTERS

GOODBYE BBS, HELLO FTP

We have received numerous letters from readers asking why they have been unable to contact our BBS. The Gernsback BBS officially closed on May 1, 1997. Most of its functions have been transferred to our Web site home page: www.gernsback.com and ftp site: <ftp://ftp.gernsback.com> on the Internet. All article-related software files formerly on the BBS as well as all the new files can be found on the ftp site.

To find the software files for **Popular Electronics**, bring up the Web site: <http://www.gernsback.com> home page. (Got a problem at this point—see note at end). By the big "Navigation Knob" pointer in the upper right-hand corner of the screen, click on the **Popular Electronics** logo and then the **DOWNLOADS** link. This will connect you to <ftp://ftp.gernsback.com/pub>. Then click

on the **PE** link to view all the current files, their sizes and dates. These article-related software files can now be easily downloaded. If you look at [!readme!.txt](#), you can also get further descriptions on the files in terms of the related construction article and issue.

(Note: With some Internet servers, a black screen may appear after entering our Web site. At the conclusion of the initial site connections, look for the words on the bottom of the screen "advance the projector". Click on this entry and then on the links to get to our home page. Let us know what technique works best for you!)—Editor

DX NOSTALGIA

I read with great interest the *DX Listening* column in the July issue describing the Hallicrafters S-41W(G) receivers. I can quite directly relate to your nostalgic comments. I also grew

up during the 1940s and was an avid DX listener. I built a two-tube regenerative receiver (it even seems that the design came from **Popular Electronics**) at the age of ten. Strangely enough, it worked the first time I turned it on. My projects today should do so well.

Our family receiver was a General Electric table model. If memory serves me correctly, it had eight or nine tubes and was AC powered. Band selection was via a set of pushbuttons on the top of the cabinet. The cabinet was beautifully finished wood. There was no back cover, making it very tempting for a curious young boy to peek in.

The receiver had no BFO, so code transmissions came as a series of thumps. Nonetheless, I still learned to copy those thumps well enough to eavesdrop on CW transmissions. Who could have guessed that this "cast



Pinhole Camera

\$24.95

Digital Workstation Interface


Geiger Counter

Logic Analyzer



\$24.95

Useful Projects • Valuable Books
PROMPT
PUBLICATIONS




\$24.95

Expansion Cloud Chamber

Air Pollution Monitor

PCB Drilling Machine

Continuity Tester



\$19.95

800-428-7267

Howard W. Sams

2647 Waterfront Parkway East Drive • Indianapolis • Indiana • 46214 • www.hwsams.com

CIRCLE 176 ON FREE INFORMATION CARD

Call For FREE Catalog!

CABLE TV BONANZA

**FULL VIEW CABLE BOXES
WHOLESALE PRICES!
30 Day Free Trial!
1 Year Guarantee!**

- VIDEO STABILIZERS—Removes video tape copy protection
- TEST CHIPS, DEVICES, FILTERS AND ACCESSORIES

FREE BULLET BUSTER
with cable box purchase (REG.\$9.95)

Anyone implying theft of service will be denied assistance

N.S. INTERNATIONAL

OPEN DAILY 9am - 11pm (EST) **1-800-449-9189** C.O.D. or Credit Cards

iron" knowledge of the code would lead many years later to an amateur radio license?

Thank you for bringing back fond memories of a time when everything was simpler, less complicated and more exciting. Sometimes it seems that the challenge is gone with today's technological advances.

G.E.
Branson, MO

CALLING ALL FISH

I have a schematic for a sonic fish caller. I think it could help with my fishing. It asks for a waterproofed speaker. Is there a way to waterproof a speaker so that it will last? If so, what kind of speaker? I was considering a sub-woofer so it will cover quite a distance. Thanks in advance for any help.

K.M.

via e-mail

You don't need much sound to catch a fish. Any 2- to 3-inch speaker will do. Even an old ear piece from a cheap headset or an old PC speaker will be fine. Put the speaker in a plastic bag, get most of the air out of the bag, and seal it so it is watertight. The sound from such devices are high-frequency chirps that simulate an insect in distress. No need for a woofer here.—Editor

HAVES & NEEDS

Thank you for printing my request for documentation for the Eico oscilloscope. The response from **Popular Electronics** readers has been without equal. I have been overwhelmed with offers and copies of the documentation. Thanks to all who responded.

John Howell
141 Leonard Lane
Midwest City, OK 73110

I have on my bench an Eico model 565 multimeter, which has a bottom rotary switch that has one set of contacts burned off. Can any of your readers tell me where I can get a replacement switch?

In another vein, I have an old copy of *Mallory Radio Service Encyclopedia, 5th Edition*, which I would be glad to send to any "Antique Buff" who might like it for the cost of postage.

Robert A Bicknell
P.O. Box 231
Cobble Hill, BC
V0R 1L0 Canada

I am in need of a schematic for a Rangaire intercom system installed in the 1961 split-level home that my husband and I recently bought. The system, which consists of the main control board with an AM/FM radio and clock and six speakers (five of which are two-way), doesn't work. After many phone calls, I finally found someone willing to come look at it. He ordered a couple of RCA tubes to see if that would work, but warned me that it might not fix the system.

Any ideas on where I could find a schematic? I'm willing to pay for it if necessary. The system was made by Roberts Manufacturing Company in Cleburne, Texas. The manufacturing code is 120-1, the serial number is 35929, and the model number is WR-770. Thanks for your help.

Sheila Myers
4505 West 82nd Street
Prairie Village, KS 66208

I'm desperate for help. I have put off writing to you for more than a month now, confident that my skills would overcome this problem. I was wrong.

I am looking for a parts reference for a Lowery organ. The part in question is a 14-pin (to 116) IC designated 991-018813-001 or -002. It might have been made by Motorola in the early 1970s. I have searched through all the parts-reference manuals and guidebooks that I could get my hands on, but I came up empty. I'd appreciate any help.

Alex @ Q-TECH
78 Chartier
St-Sauveur, Quebec
J0R 1R4 Canada

I need a manual for Heathkit Model 1044 Battery Charger, or, at least, a circuit description and schematic with X-ray view. Call collect: 787-842-0019 or write to the address below. Thanks.

Ed Ortiz
582 Rambla
Ponce, P.R. 00731

Can anyone suggest where I may purchase the infrared diode and receiver combinations, such as are used in TVs, VHS, or other home appliances? They seem to easily function at considerable distances, which is what I'm trying to do. Thanks for your help.

Anthony Pozzuoli
50 Martindale Road
Clifton, NJ 07013

ANTIQUE RADIO CLASSIFIED
Free Sample!

Antique Radio's
Largest Circulation Monthly.
Articles, Ads & Classifieds.

6-Month Trial: \$18.95. 1-Yr: \$38.95 (\$55.95-1st Class).
A.R.C., P.O. Box 802-L18, Carlisle, MA 01741
Phone:(508) 371-0512 VISA/MC Fax:(508) 371-7129

COPY RENTAL TAPES

WITH OUR VIDEO STABILIZERS

BEFORE	AFTER

The clearest picture possible playing back movies.
GUARANTEED to eliminate copy protection.

FREE CABLE TV CATALOG!

- No Rolls/Jitters/Flickers/Fading
- Works on all TV's, VCR's Beta & Cable
- Gold Video Connectors & Cables Included
- 1 Year Warranty
- Money Back Guarantee


VISA MC

VISION ELECTRONICS

1-800-562-2252
2609 S. 156TH CIRCLE • OMAHA, NE 68130
http://www.modernelectronics.com

Train At Home For Success

With Foley-Belsaw training, you learn to earn



Train for a new full-time career or part-time income

Once you've got the skills people want and need, you'll be in-demand and in the money! It's no surprise that people with electronic and computer training earn such good money. Many skilled electronic techs earn \$20 to \$25 an hour. While computer programmers and network techs are paid up to \$35 and \$45 an hour. And when these skilled professionals go into business for themselves, their income is even higher — much higher.

Why are they paid so well? Because the electronic and computer fields have grown so fast, a serious shortage of qualified technicians exists. And government statistics project this shortage to last well into the 21st century. But how do you get these skills? It's

easy and Foley-Belsaw can show you.

Get your high-tech skills at home

Foley-Belsaw, world leaders in home training since 1926, can show you how to succeed in any one of seven high-tech fields with proven home training.

Their self-paced courses let you train in your spare time. Step-by-step instructions take you from the basics through the advanced skills that qualify you for the top paying jobs. It even shows you how to make extra cash as you're learning. And you don't need any previous experience. Yes, you can get the high-tech skills you need to succeed and Foley-Belsaw will back you every step of the way.

Get the facts! Send for a free Lifetime Security Kit today

Get your free Lifetime Security Kit today. The full-color materials tell you, in detail, about the endless

opportunities available to you in a high tech field. Best of all, it shows you how, with training, you can make these opportunities work for you. It even explains how you can start a business of your own.

Your first step to success starts with getting the right information. Just pick the money-making field that's right for you and mail back the coupon below. We'll rush your free Lifetime Security Kit immediately by first class mail! Don't put off what you know can't wait. Send for your Kit today!

Fill in and mail coupon below or
**Call Toll-Free
1-800-487-2100**
to receive full
information and details
free by return mail.
DO IT TODAY!



1 VCR Cleaning, Maintenance & Repair: Learn troubleshooting skills for repairing and servicing VCRs and earn up to \$50 an hour.

2 Computer Repair, Maintenance & Upgrade: Service the information superhighway as a skilled computer technician. The computerization of America can mean big money to you.

3 Computer Programming: Skilled computer programmers are in demand and technology is the wave of the future. Secure your future. Learn computer languages and programming skills.

4 TV/Satellite Dish Repair: Entertainment is big business. Here's your lucky break. Earn top dollar as a skilled satellite dish technician.

5 PC Specialist: We'll show you how you can master the personal computer, at home in your spare time. Learn word processing, spreadsheet and data base work.

6 Electrician: The opportunities are endless. As a trained commercial or residential electrician your

future is sure to be bright. Earn while you learn in this fast-growing field.

7 Networking Specialist: Fast-paced America depends on efficiency. Networking specialist can earn great money tying personal computers together to make efficient operating systems.



Foley-Belsaw Institute
6301 Equitable Road • Kansas City, MO 64120

YES! Rush me a free Lifetime Security Kit

Please Check Only ONE of the Following:

VCR Repair 62707

Computer Repair 64608

Computer Programmer 35426

TV/Satellite Dish 31479

PC Specialist 38259

Electrician 95279

Networking Specialist 39246

Name _____

Street _____

City _____

State _____

Zip _____

Or Call Toll-FREE 1-800-487-2100

MULTIMEDIA WATCH

GPS Navigation at Its Best

MARC SPIWAK
ASSOCIATE TECHNICAL EDITOR
COMPUTER RESELLER NEWS

I recently went for a ride in a really cool car. Actually the car was nothing unique, but its voice-prompted Global Positioning System (GPS), or global positional satellite navigation system, was fantastic! The car was fitted with Alpine's new auto navigation system that combines GPS positioning, dead reckoning (using a speed pulse from the vehicle), and built-in piezoelec-

tronic sensors for angular velocity to make the system virtually foolproof—to both itself and the driver. The basic system is available from any authorized Alpine dealer for just under \$2,000. Alpine insists that the system be installed only by qualified personnel. First you need Alpine's *NVA-N751A* navigation system, which has a suggested retail price of \$1499. That unit includes a trunk-mounted CD-ROM drive, GPS receiver, and wireless remote control. Then you need either their basic \$500 model *TME-M006SA* dedicated 5.6-inch color LCD monitor or the \$1300 model *CVA-1000* in-dash system control monitor/receiver. So,

for \$1999 you get the basic navigation system, and for \$2799 you get their really cool in-dash unit that rolls an Alpine stereo system into the package. The combo system has some neat features—including automatic muting of the stereo and others that just wouldn't be possible when integrating the navigation system with existing audio systems.

able, with a combined coverage of nearly half of the United States. Each disc contains basic travel information for large areas, including multiple states and detailed information for the major cities contained in those areas. CD-ROMs for the rest of the country are on the way. Additional maps cost \$150.

GETTING THERE

Alpine set out to make the navigation system as easy to use as possible. After activating the system with a handheld remote, the screen pops out of the dash and goes through an automatic initialization process. Preferences such as take the shortest route, take the quickest route, avoid expressways, and more can all be set by the user. Next you enter a destination through a series of pop-up menus. Your destination can be a place, a town, an address, an intersection, a gas station, the nearest ATM machine that accepts your particular cash card, and so on. Even the closest Italian restaurant can be found!

Once you start driving, the system displays a series of maps, roads, and pointers, along with a voice prompt that says things like "in a quarter mile, make a slight right turn on 40S South," "make a sharp left here," "get off at the next exit, 33 East," "destination ahead on left," and so on. Only the roads immediately surrounding you are displayed on the screen, with pointers indicating the path you should take.

The system really works, because it directed me and the folks from Alpine to the exact place we specified, indicating all the turns to make along the way. It does have some minor quirks, though. For example, on the way back I asked the system to take us back to my work address. The CD-ROM map knew nothing about the left turn that would take us into my building's parking lot. Instead it took us up to a light and through a congested, construction-filled loop under the Long Island Expressway and back to the building where we could make a right turn into the lot—essentially we made one big U-turn.



Alpine's CVA-1000 in-dash monitor/receiver combines an Alpine stereo system with an accurate satellite navigation system.

tronic gyro sensors for angular velocity to make the system virtually foolproof—to both itself and the driver. The basic system is available from any authorized Alpine dealer for just under \$2,000. Alpine insists that the system be installed only by qualified personnel.

First you need Alpine's *NVA-N751A* navigation system, which has a suggested retail price of \$1499. That unit includes a trunk-mounted CD-ROM drive, GPS receiver, and wireless remote control. Then you need either their basic \$500 model *TME-M006SA* dedicated 5.6-inch color LCD monitor or the \$1300 model *CVA-1000* in-dash system control monitor/receiver. So,

The Alpine all-in-one system is gadgetry at its best, with a color LCD monitor/stereo receiver that slides in and out of the standard stereo opening in the dashboard. The theft deterrent screen folds down horizontally before sliding into the dashboard and out of sight. The movement of the unit in and out of the dashboard reminds me of the movie *Robocop!*

The proprietary Alpine system is CD-ROM-based with a trunk-mounted disc player. You get one disc included with the navigation system, and you'll need the CD-ROM that covers the part of the country you're interested in. Right now there are six different discs avail-

Get Everything You Need To Succeed in Computer Programming — Including the Computer System That Works Best For You!

Pentium® NEW! 200 Computer



You could call it Computer a la Carte! Now, with our new PC Options Plan, NRI gives you the opportunity to upgrade the Pentium® 200 PC included in your course to an even more powerful, more feature-packed system.

Get in on the ground floor of computer programming, one of today's fastest-growing career fields

The Bureau of Labor Statistics forecasts that job opportunities for programmers will increase much faster than the average over the next 10 years, with as many as 400,000 new jobs opening up by 2005.

Now, with NRI, you can build a top-paying career — even a full- or part-time business of your own — in this growing field.

Learn three in-demand languages

Only NRI combines the flexibility of at-home study, the effectiveness of hands-on learning, and the resources of The McGraw-Hill Companies to give you solid programming skills that will pay off on the job.

Exploring the extraordinary capabilities of three in-demand languages, you learn how to design, code, run, debug, and document programs in BASIC, C, and Visual Basic. You also learn to generate fully functional programs for Windows 95.



Choose the computer features you want most!

Included in your course for hands-on training is a great 200 MHz Pentium® processor-based PC with 16 meg RAM, 1.6 gigabyte hard drive, 33,600 baud fax/modem, Super VGA color monitor, 8X CD-ROM drive, Netscape Navigator Web browser, and Windows 95. But maybe you want even more.

That's why NRI has created the PC Options Plan. Now you decide whether to

train with the system we've selected for your course, or upgrade to the state-of-the-art features you want most. Either way, you get the practical, authoritative lessons, real-world programming skills, and professional guidance that only NRI can give you.

**CALL 1-800-321-4634
Ext. 2760**

See other side for details ⇨

SEND CARD TODAY FOR FREE NRI CATALOG

NRI Schools

4401 Connecticut Avenue, NW, Washington, DC 20008

YES! Send me the catalog I've checked below.

For career courses approved under GI Bill, check for details

Check one FREE career catalog only

- Computer Programming**
- PC Applications Specialist
- Visual Programming in C++
- TV/Video/Audio Servicing
- Networking with Windows NT
- Microcomputer Servicing
- Computer-Aided Drafting
- Desktop Publishing with PageMaker
- Bookkeeping & Accounting
- Fiction/Nonfiction Writing
- Multimedia Programming
- Mastering Microsoft Office
- Introduction to PCs and the Internet

Name _____ (please print) Age _____

Address _____

City _____ State _____ Zip _____

A Division of The McGraw-Hill Companies



Accredited Member, Distance Education & Training Council

5413-1197

www.americanradiohistory.com

Master three programming languages, Windows 95, the Internet, and more!

You're backed by a team of professionals

Working in the comfort of your own home — with NRI's instructors available every step of the way — you explore the extraordinary capabilities of BASIC, C, and Visual Basic. Best of all, you learn to generate fully functional programs for Windows 95!

With NRI, studying at home doesn't mean you study alone. NRI's team of experienced instructors is always on hand whenever you need advice or feedback. And now, you can even communicate with your instructor online using NRI's new Online Connection.



Internet training included!

Keeping pace with the latest, greatest developments in computing, NRI has just added all-new lessons and two exciting hands-on projects dedicated to PC communications and the Internet. Not only do you learn the language and techniques widely associated with this new frontier, you also use the Netscape Navigator

software included in your course to explore the World Wide Web. And while you're "surfing the 'Net,'" you're just a quick click away from NRI's unique Online



Connection, where you can interact with your instructor, chat with fellow students, and much more!

There's never been a better time to get started in the opportunity-rich field of computer programming! And there's no school better suited than NRI to prepare you for a new programming career or business of your own!

NEW! PC Options Plan!

Don't forget that with NRI's new PC Options Plan, you can keep up with late-breaking advances in technology by upgrading your computer system at special student rates. You'll get all the details shortly before your Pentium® 200 computer is scheduled for shipment. It's NRI's state-of-the-art guarantee!

Send for your FREE catalog today!

If the card is missing, write to NRI Schools, 4401 Connecticut Avenue, NW, Washington, DC 20008. Or...

Call
1-800-321-4634
Ext. 2760

Or visit us on the Web!
<http://www.mhcec.com>

SEND CARD TODAY FOR FREE NRI CATALOG



NO POSTAGE
NECESSARY
IF MAILED
IN THE
UNITED STATES

BUSINESS REPLY MAIL

FIRST CLASS MAIL PERMIT NO. 10008 WASHINGTON, D.C.

POSTAGE WILL BE PAID BY ADDRESSEE

NRI Schools

4401 CONNECTICUT AVENUE NW
WASHINGTON DC 20078-3543



WHERE TO GET IT

Alpine Electronics

19145 Gramercy Place
Torrance, CA 90501
800-ALPINE1
<http://www.alpine1.com>

**CIRCLE 60 ON FREE
INFORMATION CARD**

Books That Work

2595 E. Bayshore Road
Palo Alto, CA 94303
800-242-4546, 415-326-4280
<http://www.btw.com>

**CIRCLE 61 ON FREE
INFORMATION CARD**

Electronic Arts Studios

1450 Fashion Island Blvd.
San Mateo, CA 94404
<http://www.nfs2.com>

**CIRCLE 62 ON FREE
INFORMATION CARD**

Humongous Entertainment

16932 Woodinville-Redmond Rd. NE
Woodinville, WA 98072
800-499-8386
<http://www.humongous.com>

**CIRCLE 63 ON FREE
INFORMATION CARD**

LucasArts Entertainment Company

PO Box 10307
San Rafael, CA 94912
415-472-3400
<http://www.lucasarts.com>

**CIRCLE 64 ON FREE
INFORMATION CARD**

Merrlam Webster

47 Federal Street
P.O. Box 281
Springfield, MA 01102
800-201-5029 x100
Fax: 413-731-5979
E-mail: mwsales@m-w.com

**CIRCLE 65 ON FREE
INFORMATION CARD**

MGM Interactive

2500 Broadway Street
Santa Monica, CA 90404
310-449-3000
<http://www.mgm.com>

**CIRCLE 66 ON FREE
INFORMATION CARD**

Turtle Beach Systems

5690 Stewart Avenue
Fremont, CA 94538
510-624-8200
<http://www.tbeach.com>

**CIRCLE 67 ON FREE
INFORMATION CARD**

Virgin Interactive Entertainment

13061 Fitch Avenue
Irvine, CA 92714
714-833-8710
<http://www.vie.com>

**CIRCLE 68 ON FREE
INFORMATION CARD**

That's not a big deal though, because I wouldn't even use the system when traveling on familiar roads. But I'd certainly like to have it when traveling through unfamiliar territory. Alpine's system is not cheap, and even though I can't afford one right now, I'm glad that emergency personnel and even servicemen and delivery people can quickly get to my address. I'm sure this stuff will become very popular in the next few years. But it seems as though Alpine has the jump on a lot of the competition today.

THE TOP OF TURTLE BEACH

I've been playing with a sound card that's clearly intended for the audio enthusiast, and not necessarily for the avid game player. I'm talking about Turtle Beach's new high-end sound card, the *MultiSound Pinnacle*. It combines Windows 95 Plug and Play capabilities with very high quality sound. Its signal to noise ratio is greater than 97 dB, total harmonic distortion less than 0.005%, and a flat frequency response from 10 Hz to 22 kHz. The card can accept up to 48 MB of sample RAM, a 4 MB patch set, and a WaveBlaster connector. Hardware wavetable synthesis is provided by a Kurzweil synthesizer engine. I've also got the optional daughtercard with the S/PDIF



Turtle Beach's MultiSound Pinnacle combines Windows 95 Plug and Play capabilities with very high quality sound. It's just what you need for MIDI sequencing and direct-to-disk digital audio recording.

digital I/O connector for linking to DATs, digital mixers, Mini-Discs, DCC, and other digital equipment.

Bundled with the card is Voyetra's Digital Orchestrator Plus SE MIDI/digital audio sequencer software. This lets me record and play digital audio tracks which can be sequenced with MIDI tracks. The card does sound fantastic, with MIDI-sound that's hard to equal. But it's a lot more sound card than I need. With its price of \$549 that includes the digital I/O option, the Pinnacle is clearly aimed at the professional, semi-professional, and audiophile markets—and is perfect for MIDI sequencing and direct-to-disk digital audio recording.

NEW SOFTWARE


One of my favorite driving games

just got better. *Need For Speed II* from Electronic Arts is here, with new graphics, more detail, new cars, new tracks, new features, and a lot more. In my opinion, driving games have always offered some of the most realistic simulations possible on a PC, and *Need For Speed II* is no exception. This Windows 95 game puts you right in the driver's seat of some of the world's most exotic cars and hands you the keys. If you drive an old clunker to work, you'll really appreciate having the world's finest sports cars available to you in virtual reality. Drive away with this game for only \$54.95.

People who like driving games should also take a ride on *Screamer2* from Virgin Interactive Entertainment. It's a sequel to the best-selling game, *Screamer*. *Screamer2* lets you fly down twisting, turning tracks from icy glacial death traps to treacherous mountain courses and blazing deserts. You feel every inch of road in your customized super-fast high-performance car. The game features six winding tracks with varying levels of difficulty, terrain, and driving conditions. You can take a ride on *Screamer2* for around \$20.

Grand Slam is a new, very realistic baseball game for Windows 95 from Virgin Interactive. The disc tracks full stats for 868 players and prospects over the entire season. Pitching and

ELECTRONIC COMPONENTS



Call for your **FREE** 356 page catalog TODAY!

- 69,000+ Products
- 135 Manufacturers
- Same Day Shipping
- No Minimum Order

800-992-9943

817-483-6828 Fax: 817-483-0931
www.mouser.com catalog@mouser.com

958 North Main St., Mansfield, TX 76063

CIRCLE 152 ON FREE INFORMATION CARD

Call Today And SAVE! **Unbeatable PRICES!**

CABLE TV

**DESCRAMBLERS
CONVERTERS · FILTERS
VIDEO STABILIZERS**

FREE ➤ 30 Day Trial
FREE ➤ Product Catalog
FREE ➤ 1 Year Warranty

100% MONEY BACK GUARANTEE

Let us point you in the right direction ...

Arrow Technologies
Omaha, Nebraska

**TOLL FREE
888-554-ARROW**

888-554-2776

batting meter mechanics offer better control while pitching and batting. The players are video-captured baseball players—real baseball players that were video digitized for the utmost in realism. The 28 stadiums are realistic 3-D ballparks rendered in real-time to allow the camera to be placed in unlimited camera angles. It also contains CD-quality music, real baseball sound effects, and over 2500 play-by-play commentaries. This game really lets you bring the ball game home for only \$45.99.

I've been putting Merriam-Webster's *Collegiate Dictionary, Deluxe Electronic Edition on CD-ROM* to good use at work. This valuable reference on CD-ROM contains more than 214,000 definitions; 130,000 synonyms, antonyms, related words and contrasting words, and idiomatic expressions; and over 1,000 illustrations, plus a wealth of other information about language. A sophisticated search engine finds the word you want quickly and easily. This one is well worth its price of \$49.95.

The ultimate battle between the Empire and the Rebel Alliance is now being fought with the release of the first Star Wars network game, *X-Wing vs. TIE Fighter*. This multiplayer space combat game from LucasArts Entertainment Company can be configured in single player mode or multiplayer, which allows up to eight players to team up as a squadron or compete against each other using modems or a local area network. The game offers a choice of more than 50 original missions set in familiar Star Wars environments. You can enlist in this space trek for \$42.95.

I've always been a fan of James Bond movies, so I really like *The Ultimate James Bond: An Interactive Dossier* from MGM Interactive. This interactive dossier is full of James Bond trivia, and lots more. The two-disc set features video montages for each of the seventeen Bond films plus five new montages capturing the best of Bond. Also included is *The Ultimate Bond Trivia Game*, news clips, original film credits and posters, plus 55 minutes of video clips, 22 minutes of audio clips, and 1800 still photographs. The game includes a free copy of *GoldenEye* on VHS tape, all for \$39.95.

Humongous Entertainment sent me a bunch of new children's titles. In *Putt-Putt Saves The Zoo*, Putt-Putt and his dog Pep help the zoo keeper get ready

for the zoo's grand opening. Freddi Fish also makes a return performance in *Freddi Fish 2: The Case of the Haunted Schoolhouse*. Putt-Putt and Freddi Fish are joined by Pajama Sam in *No Need to Hide When It's Dark Outside*. Pajama Sam, the world's youngest superhero, has his superhero gear stolen and scattered. Kids help Pajama Sam recover his gear and find his way. In *Putt-Putt Travels Through Time*, a time machine goes haywire and Putt-Putt's pal Pep and school supplies are lost somewhere in time. Kids help Putt-Putt discover dinosaurs, the medieval times, the old west and the future in search of Pep and the lost items. Puzzles, games and activities throughout all of these games deliver hours of fun. Intended for kids ages three through eight—the Humongous titles are available for \$39.95 each.



The Ultimate James Bond: An Interactive Dossier is full of trivia, video montages for each of the seventeen Bond films, news clips, original film credits and posters, and more. You even get a free copy of *GoldenEye* on VHS tape.

And to round out our review of new software, *Garden Encyclopedia 3.0* from Books That Work offers an extensive photo collection of plants that forms a virtual nursery on your PC. A search capability lets you quickly find plants using either their common or botanical names, or look for particular attributes, such as flower color, climate zone, bloom season, or sun requirements. You're also shown how to take care of the plants you select. There are instructions on selection, planting, and propagation techniques. You can also consult pest and disease control information to keep your plants healthy. Multimedia features include pronunciations of botanical names and instructional videos that show you important plant care tips. *Garden Encyclopedia 3.0* sells for around \$30.00.

New computerized micro-technology regulator...a TV advertiser's nightmare!

Advanced circuitry regulates volume levels during commercials, scene changes and "channel surfing."

by Erika Vanderbilt



Why do television commercials have

to be so much louder than the shows? My husband works the night shift and when he's trying to sleep, the house has to be relatively quiet. So when I'm watching TV, I must constantly turn down the volume during commercials and action scenes and then turn it back up when the actors are speaking to each other. It's a real hassle, and changing channels adds a whole new dimension to the problem.

Recently a friend told me about the TV Sound Regulator, a television accessory that is so sophisticated, it actually understands the difference between a whisper and a shout and automatically adjusts your TV's volume accordingly. While controlling volume fluctuation, the TV Sound Regulator maintains the quality of each and every sound. It's the perfect solution to my problem!

Compact and component-compatible. The TV Sound Regulator is a technological state-of-the-art computerized unit that was



TV Sound Regulator, just preset the sound level you are most comfortable with by adjusting the volume control button up or down—that's it! The TV Sound Regulator takes it from there. Once you have selected your desired sound level, you don't have to adjust it again. Even after the TV has been turned off, the TV Sound Regulator will "remember" your customized setting. Should you ever want to change your preset sound level, just raise or lower the volume

on the remote and the TV Sound Regulator will adjust itself to the new level.

Try it risk-free. With the TV Sound Regulator, you'll never be irritated by volume fluctuations again. Try it yourself! You'll wonder how you ever did without it. Remember, it comes with Comtrad's exclusive risk-free home trial as well as a one-year manufacturer's limited warranty. If you're not satisfied for any reason, simply return it within 90 days for a full "No Questions Asked" refund.

TV Sound Regulator \$49.95 \$6 S&H
Buy two or more \$44.95 each \$6 S&H

Please mention promotional code 2602-11428.

For fastest service, call toll-free 24 hours a day

800-992-2966



comtrad industries

2820 Waterford Lake Dr., Suite 102
 Midlothian, Virginia 23113

developed after years of research. The unit is so universal it can be used in conjunction with your VCR, cable box, satellite dish or surround-sound system. It can even work with all four of these systems simultaneously! And the TV Sound Regulator's compact size—small enough to fit in the palm of your hand—keeps it out of sight among your other audio/visual equipment.

Adjusts sound levels instantly.

The sound level on your TV can change in a split-second—whether it is due to the beginning of a commercial break or a scene change during regular programming. This unpredictability is a special problem during "channel surfing."

Just as quickly as the volume changes, the TV Sound Regulator will take effect, instantly increasing or decreasing the sound output to whatever level you have chosen. No more scrambling for your remote in a deafening scene-change increase or missing important dialogue in a decrease. And during TV commercials, when the sound would normally rise to an annoying level, the TV Sound Regulator unit adjusts in milliseconds, keeping the volume at just the level you want. Plus, the TV Sound Regulator doesn't alter the nuances found in the sound variations of whispers or shouts.

Easy to install, easy to use. Anyone can install the TV Sound Regulator unit. Simply plug it into the back of your TV set and that's all there is to it. Once you have installed the



NET WATCH

Are We Alone?

DAN KARAGIANNIS

At the time of this writing, America has gone alien crazy! With NASA's Pathfinder landing on Mars to search for more evidence of life, and the 50th anniversary of the alleged UFO crash at Roswell, New Mexico, people everywhere are looking to the skies and asking the question, "Are we alone?" Then they're turning on their computers, logging on to the Internet, and hoping to get a better answer to that question than the silent night could offer.

Whether the fever is still active by the time you read these words remains to be seen, but regardless, prepare to join us for a look at what the Net has to offer in the realms of life on other worlds. Ranging from scientific to silly and provable to skeptical, these sites all have one thing in common: They show us mankind's fascination with the possibility that life on Earth is not an accident in our universe. Deep down, most of us are captivated by the idea that somewhere out there, somewhere as far as the furthest galaxies that are 15-billion light years away or as close as our red celestial neighbor, other beings are looking up and pondering their place in the universe as well.

NASA

Since electronics is a scientific field, it only seemed fitting to start our exploration this month with one of the most scientific of sites. Receiving more than 20-million hits a day at the time of this writing, NASA's site has surpassed the traffic of just about every decent and indecent spot on the Web.

That increased traffic is from the Mars Pathfinder Mission, which is why at the top of the NASA page there is a link to Pathfinder mirror sites. When you select one of these, you're brought to the Pathfinder Mission Page, which displays current images and findings from the red planet. They still haven't found any life there, and any data accumulated will be considered old news by the time you read this.

14 However, we can comment on what



If any organization will encounter life in the universe firsthand, it'll be NASA. Visit its home site for megabytes of images and information files on the current state of space exploration

type of Mars information is available and will still be available.

First you'll have to get used to the way NASA numbers days on the mission. Day one (July 4, 1997) is Sol 1, and they go up from there. There are images and important findings from each day indexed for easy access. Don't miss the 3-D "stereo monster panorama" located under the Sol 8 (July 11, 1997) images. With red/blue 3-D glasses the rocks and Martian landscape will pop right out at you. NASA has broken the panorama into sections because of its total large size, but each looks great.

Movies and animations abound as well, and most do not require you to download any plug-ins to view them. Sunset on Mars is a short simulation of what its title implies. The live video feed available in NASA Select TV lets you view frames every couple of seconds from NASA's own proprietary channel. It's neat watching the types of content on this "channel" change. We've caught everything from images from space to announcements of lectures! You should also check out the

Mars Pathfinder Virtual Reality Complete Guide, which is virtual-reality-like video at its best.

Current Science Results gives you the scoop on NASA's latest deductions obtained from the mission, and Current Weather Conditions lets you know what it's like outside when the little Pathfinder robot goes roaming.

The archive of images is a must-see item as well. Who knows, but by the time you hold this magazine in your hands there could even be pictures of a newly discovered single-cell form of life! I find it hard to believe any green space men will come out in the exposures, though.

The rest of NASA's site has a bunch of great links to explore as well. Though I've covered astronomy on the Web before, I can't reiterate enough how fascinating the Hubble Space Telescope images are to see at a high- or true-color setting on your computer. The Gallery has video and audio clips, as well as even more still images for the downloading.

If anyone comes across life on other worlds firsthand, it will be

NASA. But when it comes to encountering life through a signal...well, who knows!

SETI INSTITUTE

This next site is the home for "scientific research in the general field of Life in the Universe with an emphasis on the Search for Extraterrestrial Intelligence (SETI)." In other words, the SETI Institute's goal is to answer the question: "Are we alone in the Universe?"

The Institute is a non-profit research organization with more than two dozen projects. Funding for these projects comes from government agencies, private foundations, and individual donors. The world's most comprehensive and sensitive SETI program, Project Phoenix, is funded entirely by private donations. And details about every one of these projects is available online.


While here you can learn more about the SETI Institute and get some SETI Information. For example, did you know that the Institute began as a NASA program? It only lasted a year, though, because of Congressional pressure (that is, it was costing too much).

The search now continues, however, in Project Phoenix, which uses the largest available radio telescopes (45 to 300 meters) to provide continuous spectrum coverage over a wide range of frequencies, from 1,000 through 3,000 MHz. These telescopes use real-time data processing in an attempt to immediately verify candidate signals. If something is found, it will be posted at this site, though every newspaper and news show will probably broadcast it to the world long before. SETI hasn't "heard" anything coming from space yet. You'll learn all this and more at the Education Dept., and will find out what you can do in the How You Can Help link. There's even a Glossary in the FAQ section, just in case you're relatively new to all of this "out-of-this-world" stuff.

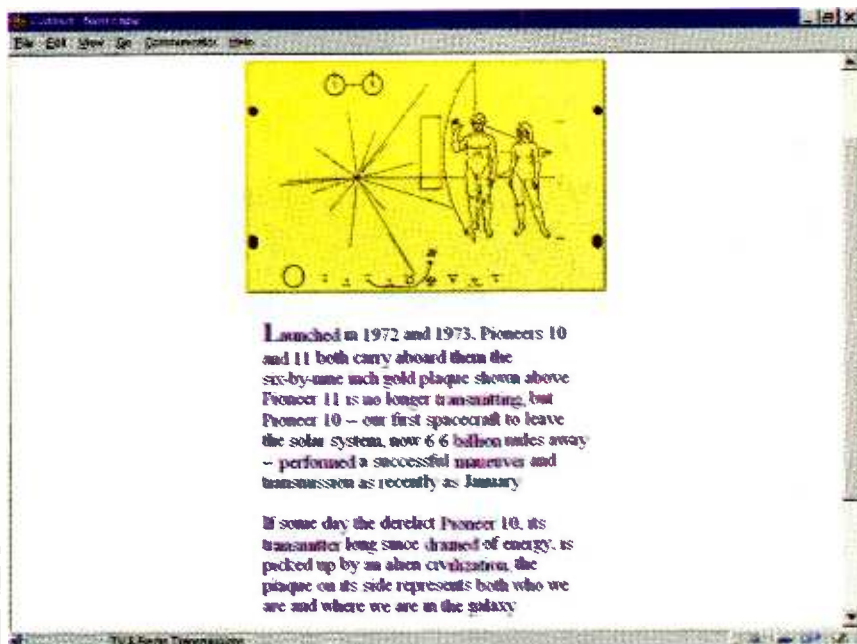
Another interesting feature about this site is that it embraces popular culture and openly expresses how SETI was involved in consultation to make the hit movie *Contact*. And as we'll see, the Web has become a place for promotional movie sites to give more than just hype to the public.

THE MOVIES

As usual, whenever there's a "craze" in the air, Hollywood has a movie or two



When viewed onscreen with red/blue 3-D glasses, this and other "stereo" images from NASA's Pathfinder site will pop right out of the screen at you.



This famous Pioneer Plaque which is now 6.6 billion miles away in space is only one of the great images at the *Contact* movie site.

ready to release to the hungry public. This summer, it was *Contact* and *Men in Black*. While the former was serious and the latter meant to be slapstick, both films spawned Web sites with actual "alien" content.

When you first log onto the *Contact The Movie* site, you get a blank screen and hear the famous bleeping tones that signal the aliens' attempt to broadcast plans for a spacecraft. Then, you're allowed to access a page that's 75 percent movie information, inter-

views, and images, and 25 percent scientific information, which is presented in a far more visually pleasing form than at the SETI site. Of particular interest is the wonderful explanation of the Drake Equation, which is the driving force behind SETI. Learn how scientists have deduced that there must be life in the universe, and have each component of this long equation finally make sense.

There's also information on the
(Continued on page 22)

Product Test Report

Panasonic DVD-A300U Digital Versatile Disc Player

STEPHEN A. BOOTH

This is the first lab-test report of a Digital Versatile Disc (DVD) player to appear in **Popular Electronics**. Lots of subjective appraisals have appeared in a variety of publications. But players of this new format—which compresses entire movies on a CD-size disc—have seldom been examined through the objective lens of the test bench. There's a valid reason for this, and we'll explain why below. It will also explain why this report departs from our usual format. Meanwhile, some background information on DVD, in case you've missed all the hype.

er from progressive- to interlaced-scanning for display on NTSC monitors (or PAL/SECAM where appropriate).

Like the laserdisc, DVD can carry all manner of supplemental information about the program and is capable of various special effects including freeze-frame, slow-motion, random access to indexed "chapters" and more. It shares with laserdisc the new Dolby Digital AC-3 surround, by which the soundtrack is output as six discrete channels, including a subwoofer channel. For less elaborate home theater systems, DVD also carries analog



The Panasonic DVD-A300U DVD player.

Unlike 12-inch video laserdiscs, which store images in analog format along with a digital soundtrack, DVD is all digital. The carrier is an optical disc, the same size as a Compact Disc (CD), but capable of compression levels that yield a capacity from 7- to 27-times greater than the roughly 650-megabyte limit of music CDs or computer CD-ROMs. The compression method is MPEG-2, the same method that makes it possible for direct-broadcast satellite (DBS) TV systems, such as DSS and Echostar, to cram so many high-resolution video channels down to a TV-set-top box.

DVD and DBS video have about the same horizontal resolution, some 480 lines, that just about any relatively new TV monitor can display. This compares to about 425 lines for laserdisc, 330 for a live NTSC broadcast and 240 for VHS videotape. As for vertical resolution, DVD (like DBS) is converted in the play-

Dolby Pro Logic surround—whose four channels are matrixed on the digital stereo soundtrack.

Where DVD departs laserdisc audio is in the number of soundtracks it can hold—up to eight in different languages, and as many subtitles for translation. In practice, though, discs now sold in the U.S. usually carry only English, French and Spanish dialogue and subtitles. It can be different elsewhere in the world. We'll explain why shortly.

The new format is called Digital "Versatile" Disc for good reason. In its current manifestation, it is DVD "video" for pre-recorded movies. Eventually, there will be DVD-Audio, an improvement on CDs by virtue of higher-resolution sampling rates and discrete (rather than multiplexed) multichannel recording. Someday, too, recordable DVD will emerge (DVD-RAM, for Random Access Memory)—as soon as copyright-protection issues are resolved. By the

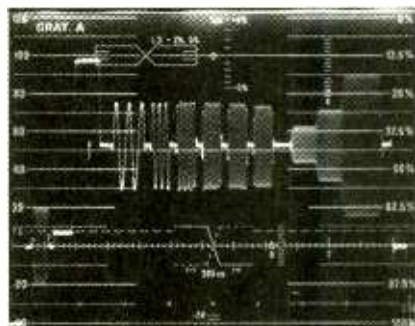


Fig. 1. Sin^2 Pulse and Bar measurements show little overshoot or undershoot in handling the relative timing of chrominance and luminance components.



Fig. 2. Color Purity measurements show that every color is right on the mark—there is no phase shift and no under- or oversaturation.

time you read this, the first personal computers with DVD-ROM drives will have appeared—the MPEG-compressed equivalent of today's CD-ROMs. Here's where DVD's roughly 5- to 18-gigabyte capacity can really be exploited.

Generically, the DVD format can be single-sided or dual-sided—and dual-layered on either side. The latter feat would be accomplished by a laser pick-up in the player that's instructed (by coding on the disc) to shift its focus through the topmost layer of bits and bumps (with two-way mirror type reflectivity) to a subterranean level with sufficient reflectivity to bounce the ones and zeroes back. At this writing, for movie DVD players, there are dual-sided and dual-layered discs—but no dual-sided,

TABLE—PANASONIC A300U—TEST RESULTS

Brand: Panasonic
Model: A300U Digital Versatile Disc Player
Price: \$649

Features

Multifunction universal remote control
 DVD video player (MPEG-2)
 Music CD player
 Dolby AC-3 digital surround decoder (6-channels)
 Video/karaoke CD player (MPEG-1)
 Front panel microphone input (for karaoke)
 Component- and S-Video outputs
 Front panel headphone jack

All electrical measurements were performed by the Advanced Product Evaluation Laboratory, using the Sony HLX-4001 test disc for DVD video performance and the CBS CD-1 standard test disc for digital audio performance.

Digital Video Measurements

Video Frequency Response

(Measured with a multi-burst test signal)

Frequency (MHz)	Video Output (dB)
0.50	0.00
1.00	-0.06
2.00	-0.06
3.00	-0.13
3.58	-0.32
4.20	-0.64

Sin² (sine squared wave) Pulse and Bar

(Used to observe relative chrominance to luminance delay and gain, and consists of equal peak amplitudes of luminance and chrominance—see Fig. 1)

Color Purity

(Signal displayed on vector scope as phase angle in saturation level of the colors of a color-bar test signal relative to color reference burst—see Fig. 2)

Video Signal to Noise Ratio

(Luminance, 10 kHz to 4.2 MHz)

Level (IRE)	Video Output (dB)
100	51.4

Stairstep Linearity

(Measures how well the player resolves different shades of gray)

Step	Video Output (%)
1	-2
2	0
3	-3
4	0
5	-4

Digital Audio Measurements

Reference Level (0 dB, 1 kHz): 2.16 volts

Audio Frequency Response (5 Hz to 20 kHz): +0.05 to -0.15 dB
 (see Fig. 3)

Signal-to-Noise Ratio ("A" Weighted): 107 dB

Dynamic Range: 100 dB

Total Harmonic Distortion + Noise (@ 0 dB)
 1 kHz 0.003%

Channel Separation

(Reference: 0 dB, 1 kHz): 91.3 dB (left channel)
 106.0 dB (right channel)

Additional data

Random Access Time (Track 1 to 21): 1.2 seconds
Scan Time (Track 1 to 21): 2.2 seconds
Power Requirements: 19 watts
Dimensions (HxWxD, inches): 3-7/16 x 16-15/16 x 12
Weight: 8.25 pounds

FOR MORE INFORMATION

Panasonic

One Panasonic Way
Secaucus, NJ 07094
201-348-7000

dual-layered discs. There's little need for this. Most movies fit well within the 2-hours-15-minutes capacity of a single DVD side.

Meanwhile, most Hollywood studios are issuing their movies on a single DVD in both pan-and-scan (4:3 aspect ratio) and "original widescreen" (read "letterboxed" of whatever ratio—16:9 or 1.85:1 or even wider Panavision) formats. Depending on the disc replicator (at this writing, either Warner or Matsushita, respectively) the DVD comes either as dual-sided or single-side, dual-layer. If it's dual-sided disc, you'll have to flip the disc manually. Unlike the analog laserdisc format, at this time there are no DVD machines that reverse the optical pickup to play the flip side of the disc.

When buying a DVD player or discs, you ought to know that both hardware and software are regionally-coded for use together in different parts of the world. What this means is that a disc meant to be sold in one geographic region won't work on a player designated for use in another area. For example, the U.S. is Region 1, and players and discs sold here are clearly marked so. If you send friends in France a Region 1 DVD, it won't output any video (only audio) on their Region 2 player. Ditto if you bring home some Hong Kong martial-arts movies on that Region 3's DVDs.

The purpose for splitting the world into six regions is to protect the movie industry's distribution schedules. Frequently, a Hollywood film is released later elsewhere in the world—by which time Americans can obtain a videotape (and now DVD) of the movie. By regionally-coding the DVDs, audiences elsewhere won't have access to the movie before it's shown in theaters there. The reason the audio is playable on any region's machines is because the DVD format was designed to be backward-compatible with music compact discs. Yes, your DVD player is also a full-featured CD player—because those older CDs have to be playable on the same machine as forthcoming DVD audio discs.

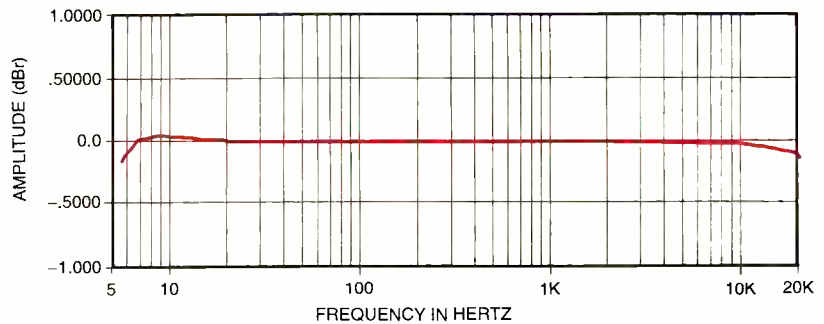


Fig. 3. The frequency response of the DVD-A300U is virtually ruler-flat over the entire audible audio range.

EVALUATION

We have said a great deal about DVD but little so far about Panasonic's DVD-A300U. That's because the player flawlessly executes all the DVD functions described above. Our lab report will be fairly brief too, for reasons beyond our control (at least for the time-being) and which we find annoying. It has to do with a lack of industry-standard test discs for DVD. They just do not exist at this early stage in the product cycle. Various DVD manufacturers have their own test discs, and we acquired Sony's. Unfortunately, it does not offer as many measurements as the industry-standard reference recordings laserdisc ("A Video Standard") that the lab uses to send input to TVs and laserdisc players.

You will notice the lab used the CBS CD-1 test disc to measure this DVD player's digital audio functions. The CBS disc has been the industry standard for testing CD players for many years. We'd rather measure DVD with a test disc prepared by an impartial party—rather than a hardware manufacturer. In the future we hope to use the DVD version of "A Video Standard" now in preparation.

Having said this, let's look at the numbers generated by the Advanced Product Evaluation Laboratory (APEL), the independent testing facility in Bethel, Connecticut that performs measurements for **Popular Electronics**. The test results on this unit are pretty impressive—in some cases, the best video measurements seen to date.

As you see in the accompanying chart and graphs, the player's "Video Frequency Response" output is virtually ruler-flat, maintaining sharpness to the extent of the disc's inherent resolution. Meanwhile, the "SIN² Pulse and Bar" measurements, indicate there is lit-

tle overshoot or undershoot in the way the DVD-A300U handles the relative timing of chrominance and luminance components.

When it comes to "Color Purity," APEL's President Frank Barr says this is the best he's ever seen! As captured on the vectorscope (Fig. 2) every color is right on the mark: There is no shift in phase, no under- or over-saturation. Barr also notes that Video Signal-to-Noise Ratio is excellent—we cannot recall any analog video source posting a ratio this good."

In all aspects of digital audio performance, the DVD-A300U measured very good to excellent—"Frequency Response" (Fig. 3) is ruler-flat through the audible range from 20 Hz to 20 kHz—off just an inaudible 0.15 dB at the high end, and a barely-measurable 0.05 dB at the sub-audible 5 Hz mark. About the only reason for bringing the bar so low is the Dolby Digital system's provision for a separate subwoofer channel. When somebody builds a subwoofer that can resolve 5 Hz and—better yet—a human auditory system that responds to it (as opposed to a sensory system that feels it), this measurement might become more meaningful.

Channel separation is particularly noteworthy. The high degree of separation here means you will get accurate locational steering from the analog Dolby Pro Logic surround matrixed on the stereo soundtrack. Unfortunately, no lab (except Dolby's) can test Pro Logic surround or the new Dolby Digital. That is because Dolby Laboratories does not release the specifications required of its licensees.

Regarding digital versus analog surround, the DVD-A300 has a built-in decoder for Dolby Digital, so you can send the output directly to a multichan-

It's Not Just Training...

"I needed a refresher in fundamentals and a piece of paper that said I had a degree. CIE gave me both."

Louis P. Briant
Senior Engineer
Santel Corp.

"CIE allowed me to use my G.I. Bill benefits and independent study allowed me to continue my studies while employed."

Charles Hopper
Electronics Senior Chief
U.S. Navy

"The fact that I intended to continue pursuing my Associate Degree with CIE, was a key factor in being considered for my current position."

Ernamarie Webster
Project Engineer -
Instrumentation
Ketchikan Pulp

"My associates at work recommended CIE... The lessons were structured so they were easy to comprehend."

Vincent R. Buescher
Communications Technician
AT&T

"I reenrolled and received my A.A.S. degree from CIE because of the good experiences I had in one of CIE's career courses."

Maurice M. Henthorn, Jr.
Electronic Technician
The Denver Post

Independent study from CIE will give you the skills you need to win your own independence in a successful career.

At CIE, we pride ourselves in keeping pace with the latest developing technologies. In turn, this assures our students that upon graduation they can mesh seamlessly into a variety of exciting and rewarding technology-based careers.

Back in the 1930's, we specialized in teaching radio and television sciences. Today, it's computer technology, programming, robotics, broadcast engineering, information systems management, and the electronics behind it all.

But some things have not changed, like the desire of CIE's faculty and staff to see their graduates succeed.

That is why at CIE we teach not only the hands-on, practical aspects of electronics technology, but also delve into the "why" behind today's technology. Why does it work the way it does?

The insights to be gained from such a broad, rich and comprehensive

education at CIE matches or exceeds those gained through traditional commuter institutes while providing an education schedule to match your commitments and lifestyle.

Our patented learning program is specifically tailored for independent study and backed up by a caring team of professional educators who are at your call whenever you need their help.

At CIE, we'll match our training with your background and career goals and help you decide which of the many career courses that we offer suits you best. We offer an Associate Degree Program and through our affiliation with World College a Bachelor Degree



Computer Programming



Electronics Technician

Program.

If you have the sincerity, the smarts and the desire, CIE can make it happen. CIE is already the institute of choice for many Fortune 1000 companies. Why shouldn't you be next?

...It's an Education.



1776 East 17th Street
Cleveland, OH 44114
(216) 781-9400 • 1-800-243-6446

YES! Please send me more information on:

- CIE's Associate Degree Program
- CIE's Career Courses
- World College's Bachelor Degree Program

Name _____

Address _____

City _____ State _____ Zip _____

Phone: _____

Check for G.I. Bill Active Duty Veteran

AH 104

NET WATCH

(continued from page 15)

Voyager Recording that was sent into space with instructions for an alien to play it, and the Pioneer Plaque, which shows what we look like and our location in the universe. Basically, if you want a visual companion to the SETI site, you've found it.

And what about the comedy hit of the summer? Does the Men in Black site have anything serious to offer? That depends on how much "paranormal" data you'd like to weed through. Let me explain.

HOT SITES

NASA

<http://www.nasa.gov>

SETI Institute

<http://www.seti.org>

Contact

<http://www.contact-themovie.com/>

Men in Black

<http://www.meninblack.com>

When you first log on, you're treated to a Neuralizer blast by Mr. Smith. Then you can go to the MiB Training Center for some Shockwave fun stuff. So you want to join the MiB and keep the Earth safe from the scum of the universe? Download the MiB game (2.7 Mb) and listen to Zed invite you to a series of tests to find the best of the best. Four tests will check your motor skills, hand-eye coordination, concentration, and stamina. If you survive this, then click Go Behind the Scenes to learn about the special effects in the film, enter the Men in Black Sweepstakes, and, of course, get a good amount of photos, video clips, and sound bites. Then you might notice there's a section called Men in Black Magazine. Here's where you can read about alleged UFO and alien sightings, as well as a few more terrestrial phenomena such as hauntings and the like. How much of this information can be trusted? Well, it depends on whether you think all those reports of flying saucers and big-headed aliens are true. Do you believe it was only a weather balloon that crashed in Roswell 50 years ago? Some of the information found here might mesh well or clash with your beliefs, but it sure

makes you wonder.

And on that mysterious note, I'll be taking my leave of you for now. Please feel free to e-mail me at netwatch@comports.com or snail-mail me at *Net Watch*, Popular Electronics, 500 Bi-County Blvd., Farmingdale, NY 11735. Until next month, stay away from any bright lights in your windows at night! ■

Digital Entertainment GREAT VALUES ON!

USSB d'sh

SAVE Compare to Cable
30%-50%

MORE ENTERTAINMENT OPTIONS
ALL THE HOT ACCESSORIES
PAY LESS

Fax: 218-739-4879
Int'l: 218-739-5231

1038 Frontier Dr
Fergus Falls, MN 56537

Call Now 800-500-9264
www.skyvision.com Skyvision

!!! BROADCAST FARTHER !!!

The model 220 is a 80-110MHz RF amplifier that connects to mono or stereo FM transmitters and produces a powerful 2-15 watt signal which could broadcast up to 5 miles or more! Requires 50-150 mW drive. Step by step plans complete with part source ... ONLY \$14 PLUS \$2 S&H information and antenna designs ... NO C.O.D.'s

Progressive Concepts
BOX 508 STREAMWOOD, IL 60107
(630)735-9822 FAX: (630)735-0353

VISA MasterCard

THE END IS NEAR

<http://end.com>

If you are not getting this catalog you are missing out on some of the best deals in electronics today! We have thousands of items ranging from unique, hard-to-find parts to standard production components. Call, write, or fax today to start your free subscription to the most unique catalog in the industry, filled with super values on surplus electronic and hobbyist type items. If you have a friend who would like to receive our catalog, send us their name and address and we will gladly forward them a complementary 100 page catalog.

Why pay more? Call today.

340 East First Street Fax Order Line
Dayton, Ohio 45402 1-800-344-6324

Order Toll-Free
1-800-344-4465

CIRCLE 151 ON FREE INFORMATION CARD

nel amplifier and then on to five speakers and a subwoofer. If your home theater setup is more modest, you would simply take the analog stereo output to a receiver that can decode the multiplexed analog Dolby Pro Logic, or just reproduce a stereo soundtrack.

In hands-on evaluation of the DVD-A300U with a selection of DVD movies, the format and the player delivered on all their promises—almost. One thing we couldn't check out was the option to view a scene from different camera angles—as many as four. The DVD format provides for this—and we even managed to find the "Angle" button on the too-small and cramped Panasonic remote control. But none of the movies we had included multi-angle shots, or even the alternate endings a director can include on the disc.

CONCLUSION

If you're thinking of buying a DVD player, it pays to pay attention to performance—quite literally. This is because your financial investment goes beyond the hardware. Unless a strong rental market develops, you'll be buying DVDs at about \$20 a pop. Over time, your software investment will surpass the ante for the hardware. So, study comparative test reports and buy the best-performing DVD player you can afford. Also read competent software reviews to learn if the studio really made a film-to-disc transfer that is worth buying for keeps. As for the multiple angles and alternate endings, you probably won't miss such gimmickry with so much beautiful video to enjoy. ■



GIZMO®

A Digital Revolutionary

MP-EG1A MPEG CAMCORDER KIT.
Manufactured by Hitachi Home Electronics, 3890 Steve Reynolds Blvd., Norcross, GA 30093; Tel: 770-279-5600; Web: <http://www.hitachi.com>. Price: \$2500.

Bit by bit, it seems, the analog world is losing itself to the digital realm. The first thing to go was some of our important personal information—paper records replaced by bits in a mammoth main-frame computer. Important as that was, it was something that most people were able to ignore. Digital didn't hit the mainstream until the introduction of the compact disc—which will be two decades old when the next century rolls around.

Digital-phobes need not worry, however. Not every digital format is an instant—or even eventual—success. Consider digital audio tape (DAT), which is loved in the professional audio world but was a consumer flop. And what about MiniDisc, which has found favor with radio broadcasters, but has a small, albeit loyal, following in the consumer world? (On the other hand, MiniDisc *is* doing far better than its once-rival Digital Compact Cassette, or DCC.)

Photography is another application being chased for conquest by digital technology. New digital camera models are being introduced fast and furiously, each generation showing a marked improvement over its predecessor. However, the consumer models that have hit the market so far can be outclassed by a disposable cardboard box equipped with a cheap plastic lens and a roll of 35-mm film. Despite this, digital cameras are selling briskly.

In some parts of the video world—direct broadcast satellite, for instance—the digital revolution is well under way. In other areas, it's just getting under way. DVD, the best consumer video playback



format ever introduced, is having trouble convincing a skittish Hollywood that its subscription system is secure. In other words, DVD is apparently too good for

Hollywood, which is worried about giving pirates the ability to make high-quality bootleg discs and tapes. Although early sales have been very promising, the

absence of such major studios as Disney could spell doom for the format.

Other new digital video formats include DV and D-VHS, the digital version of the ubiquitous VHS format. While DV remains very expensive, D-VHS is useful only for taping such digital video as that from DSS or EchoStar (Dish Network) satellite broadcasts—and requires a new satellite receiver for playback—so the format is unlikely to generate significant interest until digital TV (DTV) arrives late next year.

DTV, of course, will be the *coup de grace* in the triumph of digital over analog in the world of video, even though the plans for its introduction (and its acceptance) are still a bit nebulous. Who knows how fast digital broadcasts and receivers will penetrate the marketplace? Or how much programming will be high-definition, as opposed to simply digital equivalents of what we watch today?

Can digital video ever hope to match the success that has been achieved by digital audio? When will it hit the living rooms of mainstream America? And why has it taken so long?

MPEG JPEG COMPRESSION

It's true, of course, that nothing stands still for very long in the field of electronics, where technology changes faster than in any other discipline. Digital video is an excellent example.

When the FCC first indicated that it was looking for a next-generation television system, the idea that it could be digital didn't really exist—the bandwidth required for a digital representation of video was just too wide. Enter the new science of digital compression, more accurately called digital data reduction.

The techniques used to reduce the amount of data necessary to accurately render moving and still images digitally were developed during the last decade. The efforts of the Joint Photographic Experts Group and the Moving Pictures Experts Group, led to the JPEG and MPEG compression standards that we now take for granted.

Today, there are two MPEG schemes, MPEG-1 and MPEG-2. MPEG-2 is the compression scheme used on DVD videodiscs and some digital satellite broadcasts such as EchoStar and PrimeStar. MPEG-1 is the kind of compression used, for example, on Video CDs and many CD-ROM games, and, of course,

Gizmo is published by Gernsback Publications, Inc., 500 Bi-County Blvd., Farmingdale, NY 11735. Senior Writers: Christopher Scott and Teri Scaduto. Copyright 1997 by Gernsback Publications, Inc. Gizmo is a registered trademark. All rights reserved.

the Internet. So while digital video has had a hard time getting into our living rooms, it's alive and well on the computer's main street, the Internet.

THE PC CONNECTION

Video is all over the Internet. From kids showing clips of their high videogame scores to street scenes in some remote part of the world, it's all there for the downloading. So how does it get up there?

Getting video into a PC has never been easy. It requires a video camera or camcorder, a video capture board, and, of course, a PC. Hitachi's MP-EG1A MPEG camera kit changes all that. You still need the PC, of course, but the camera takes care of everything else because it can shoot MPEG-1 movies directly and store them on its internal hard disk. Just copy the digital video files to your PC, and you're done. (Note that even though the MP-EG1A does shoot moving images, we will refer to it as a "camera" rather than a "camcorder" throughout.)

The kit includes the camera, an ISA interface board, a software bundle, and several accessories, such as a battery charger, remote control, table-top stand, and LCD sun shade. The camera stores its images on an included 260-megabyte PCMCIA Type III PC-card hard disk drive.

The use of a PC-card as a storage medium is a great feature. For one thing, it means that the camera can be used with computers running operating systems other than Windows 95 (for which the MP-EG1A was designed), including Windows NT, Windows 3.1, and Macintosh machines. As long as a computer has a PC-card slot (most new laptops do, and add-on slots are available for about \$100 for desktops), it can retrieve MPEG movies shot with the camera. However, Hitachi's stated system requirements are for a multimedia PC with a Pentium processor running at 100 MHz or faster, 16 megabytes of RAM, 80 megabytes of available disk space, and a VGA color monitor. (The system should *work* with slower computers, but you'll probably be disappointed with the speed of video playback.)

With the supplied PC card, the camera has a capacity of 20 minutes for video with audio, and a resolution of 352 × 240. Alternatively, the camera can be used to record 3000 JPEG still images with resolutions of 704 × 480, or 1000 images, each with 10 seconds of audio. (All of the photos accompanying this piece, with the exception of the opening product shot, were taken using the MP-EG1A.) Recording just audio (with one still image), the 260-megabyte PC card will give you a capacity of four hours. All capacities

given here are only approximate—more complex images cannot be compressed as efficiently as simple ones, and quickly moving images cannot be compressed as efficiently as static ones.

It is unclear whether the camera can be used with PC cards other than the 260-megabyte one supplied. We would guess that it can, because the drive seems to have a standard ATA-type interface. But since we didn't have another PC-card disk drive on hand to try out—and because the manual suggests that other cards shouldn't be used—we can't be sure.

BASIC SPECIFICATIONS


The image sensor in the camera is a 1/4-inch CCD with 390,000 pixels. The camera's lens is an f:2.4, 3.6–10.8 mm zoom lens with a 2× digital magnification (for a 6× total). It has automatic exposure control and automatic white balance, a maximum shutter speed of 1/2000 of a second, and is, as far as we can tell, fixed-focus. (Hitachi calls it "pan focus," whatever that means.)

The camera has a square, 20-pin I/O port. Two cables are supplied with the camera. One is used to connect its port to the plug-in ISA card's mini-DIN socket. The other has phono plugs to connect to traditional A/V equipment. Images and photos can also be viewed on the camera's built-in 1.8-inch TFT LCD color viewfinder.

The camera, measuring 3.3 × 5.6 × 2.2 inches, is just a little bulkier than a typical 35-mm point-and-shoot camera, and at 19 ounces (including the hard disk and battery), it's only slightly heavier. The MP-EG1A is, however, held vertically in operation, rather than horizontally. Its top is a swivelling head. You can, for example, shoot videos of yourself, something you might want to do in video-conferencing applications. (But because the camera can output only analog data in real time, you'd need a video capture board for that application.)

Why hasn't an easy-to-use MPEG camcorder existed before? Basically, because a single-chip encoder/decoder (CODEC), like Hitachi's MPEG-1, didn't exist. With it, the power consumption is a rather miserly 6½ watts. That means that one of the two included lithium-ion batteries can keep the camera running for up to 40 minutes. That time, of course, will vary depending on such factors as temperature, how often you start and stop recording, and whether you're inclined to use the zoom feature often.

Using the camera is relatively straightforward. Whether you're in the still-camera or camcorder mode, the procedure is the same. Turn the power on, point, using the LCD as a guide, and shoot by pressing the RECORD button. In the camcorder



mode, pressing the RECORD button a second time returns it to the pause mode. The biggest mechanical difference between the MP-EG1A and other camcorders is the delay encountered as you wait for the hard disk to spin up to speed.

The most glaring difference, however, lies in the MP-EG1A's recording and playback *quality*. Just as consumer digital still cameras (including this one) can't

come close to matching the quality achievable from the throw-away dime-store 35-mm camcorder, the MP-EG1A can't come close to matching the quality from the cheapest traditional video camcorder.

When viewed on the unit's tiny 1.8-inch screen, the video looks good. Even on a VGA monitor, the quality is acceptable. Throw it up on the TV screen, how-

ever, and it begins to fall to pieces. Pixels are not only visible, they're obvious. Motion isn't smooth; it's jerky.

Now, to be fair, Hitachi is not trying to replace traditional camcorders with the MP-EG1A. Rather, the MP-EG1A is intended to bring video directly into cyberspace, or to the corporate intranet, or as e-mail attachments to show Junior's latest antics. (For a digital camcorder that *could* very well replace the camcorder as we know it today, take a look at Sony's DV format. Alas, it can't be used to download video to computers—at least not until copyright issues are settled.)

Unfortunately, the MP-EG1A can't output real-time video to the supplied ISA interface. Instead, it must store files to its internal hard drive, and those files must be transferred manually to another computer, either through the supplied interface card or by swapping the PC card.

The camera offers limited built-in file navigation capabilities. By default, there are a maximum of six "folders" in which you can store videos and pictures. Unfortunately, also by default, all new videos and stills are stored in folder 0. They must be manually moved to other folders after they've been shot. Unfortunately, the folders cannot be renamed.

THE SOFTWARE

The camcorder is supplied with several applications on a single CD-ROM. First, there's Pure Vi, which is the only software you can use to transfer video and audio files into your computer (unless you transfer them through a PC-card slot.) Second is MediaChef/Clipping, which allows you to cut and rearrange video clips "frame by frame." (That's really a misnomer for MPEG video, which doesn't really consist of individual frames, but single frames followed by descriptions of what has changed from one frame to the next.)

The third application provided is MediaChef/Print, which makes it easy to import selected scenes for processing and printing. It also allows you to create thumbnail images for video indexes so that you can identify scenes. The EasyCut application lets you "grab" a selected video clip from an MPEG video file.

Of course, MPEG video is only one of the things that the MP-EG1A can do. JPEG stills are another. So Hitachi picked a "special" (a.k.a. limited) edition of MGI Photo Suite for photo editing and retouching. (See the September 1997 *Gizmo* for a review of the full product.) It also allows you to make "albums" that include both JPEG images and MPEG-1 video files.

AuthoringMaster is an easy-to-use tool for pasting MPEG videos and JPEG stills into business presentations. The final application, SoftPEG, allows MPEG files

to be viewed on computers that don't have hardware or other software MPEG decompression.

All of the software, with the exception of MGI Photo Suite, had the feel of typical Version 1.0 software. We were able to get things done, but not without a few glitches along the way. For example, even basic communication between the camera and its ISA adapter board was kind of iffy. Sometimes just starting the software up again would iron the problem out. (But when the camera enters its 5-minute automatic power-down mode, communications can't be reestablished until both the software and the camera are reinitialized. So don't forget to turn the power savings mode off from the setup menu.)

Tools that are more powerful than the software provided will be required for anyone who wants to do anything at all sophisticated. For example, the supplied applications provide no way to split the picture from the sound. Nor are there capabilities for any special video effects—not even something as simple as a fade to black.

MORE THAN VIDEO

The MP-EG1A has four main recording modes. The two on which we've concentrated most of our discussion so far are MPEG-1 Video and individual JPEG stills. However, there are two additional still-picture recording modes: interval and sequential.

With interval recording, it is possible to take pictures once every 30 seconds, once every minute, or once every five minutes. With sequential recording, it is possible to capture five consecutive still pictures with a speed of about two pictures per second.

Those features are nice—perhaps you could use them to create long-term pseudo security-camera videos, or create some interesting time-lapse sequences.

IS IT WORTH IT?

It is true that we have quite a few complaints about the MP-EG1A. But the MP-EG1A is the first of its kind. We're impressed by it, and we're always appreciative of efforts that advance the state of the art—especially when they risk exposing companies to criticism for taking chances.

No customer considering a traditional camcorder should give Hitachi's MP-EG1A a first, let alone a second, look. Anyone looking for a digital still camera has much cheaper—and equally or more capable—alternatives from which to choose. But the MP-EG1A is a revolutionary product. Hitachi has chosen to tread where no camera, camcorder, or electronics manufacturer has dared tread

(Continued on page 29)

Wave of the Future

**GOLDSTAR MODEL MA-1505W
MULTIWAVE MICROWAVE OVEN.**
From LG Electronics U.S.A., Inc.,
1000 Sylvan Avenue, Englewood
Cliffs, NJ 07632; Web: <http://www.lgeus.com>. Price: \$229.95.

We tend to think of the microwave as a recent innovation. In fact, it's celebrating its golden anniversary.

The idea behind microwave cookery was discovered in one of those "happy accidents" that often precedes a technological breakthrough. Raytheon engineer Percy Spencer realized one day that the electromagnetic waves generated by the radar equipment in the lab had caused a candy bar to melt.

The first commercial microwave oven was the "Radarange," a \$3000, refrigerator-sized beast introduced in 1947. It was years before size and price dropped sufficiently for the microwave oven to become a commercial product—longer still before it became a success.

Today, of course, microwave ovens are standard fare in American kitchens. As recently as 20 years ago, however, household penetration was well under 10%.

By the time we began equipping our own kitchen just over a decade ago, a microwave oven was one more must-have appliance (along with the food processor and cappuccino maker now permanently residing in the basement). The only thing that saved our original microwave from a similar fate was that it also functioned as a toaster oven, which we use quite frequently.

As a microwave, however, it didn't get much use. True, we softened butter for baking cookies and reheated leftovers occasionally. But when we tried popping popcorn and baking potatoes, we found that the low-powered microwave oven wasn't up to the task. Most of the kernels remained unpopped, and it took almost as long to nuke two large potatoes as it did to set them in the oven next to the roast.

We have to admit, however, that our reluctance to use the microwave stemmed more from snobbery—and, perhaps, ignorance—than its power limitations. Defrosting a container of homemade chicken stock in it was acceptable. Using it to cook coq au vin, however, was another story altogether.

Actually, our feelings reflected those of the general public. A study conducted at the beginning of this decade found that although more than 90% of American kitchens housed a microwave oven, less than 20% of meals were being prepared in

them. Instead, 93% of the people surveyed said they used their microwaves to heat leftovers, 79% to warm foods, and 75% to defrost frozen foods. What's more, 13% reported feeling *guilty* for cooking in a microwave, as if the cooking technique somehow rendered the food something less than home-cooked meal.

Back in those care-free (kid-free) days, we thought nothing of preparing veal Sorrentino with homemade pasta, chicken Kiev over wild rice, risotto with shrimp and wild mushrooms, fresh-baked breads, and soups that had simmered for hours as standard dinner fare. We'd dine leisurely, enjoying a bottle of wine with the food.


Such meals now require a restaurant—and a babysitter. Dinner hour has become a nightmare of feeding a fussy two-year-old, four finicky cats, and finally, us. We haven't taken to eating hot dogs and macaroni and cheese *every* night, but those items have begun to appear with alarming frequency on our plates as well as the baby's. Why go to the trouble of making fettucini Alfredo when he would much rather eat Spaghetti-O's?

Still, we didn't begin using a microwave for serious cooking until the Goldstar Multiwave MA-1505W arrived for review. Its 1000-watt output and 1.5-cubic-foot capacity afforded us the power and size needed to prepare full meals. Its revolving turntable, one-touch cook buttons, auto-defrosting, and programmable custom cook feature is changing the way we look at microwaves—and the way we prepare our meals.

Microwaves cook from the outside of the dish toward the center, unlike frying in a pan, in which the food in the middle of the pan cooks fastest. The microwaves pass through the surface of the food, penetrating from all sides, to a maximum depth of about 1½ inches. The interior portion is cooked only as the heat generated on the outside travels inward. That's why the center of a microwaved dish is likely to remain cold, and why you wouldn't want to cook a stuffed turkey in a microwave oven. And microwaves cause the liquids in foods to evaporate quickly, so it's important to cover most dishes to prevent them from drying up.

In a conventional oven, it takes no longer to bake eight potatoes than it does to bake one. In a microwave, however, the quantity of food is a determining factor in the cooking time. Because the number of microwaves remains constant, the more food being cooked, the longer it takes.

The MA-1505W is typical of today's crop of high-powered microwaves. It comes in either white or black and measures 22½ × 13½ × 16½ inches. Its control panel features one-touch buttons for popcorn, pizza, beverage, frozen vegetable,



and baked potato. Rounding out the top of the panel are buttons labeled MORE, LESS, and CUSTOM COOK. Below those are a row of buttons used for automatic defrosting, setting the clock, and creating custom settings. The numeric keypad also includes POWER and COOK TIME buttons. Across the bottom of the control panel are STOP/CLEAR, START, and EZ ON buttons. At the very top of the panel is a display window that shows messages in English, French, or Spanish.

Those scrolling messages walk you through every step, from setting the clock to defrosting a steak. For instance, after a press of the COOK TIME button, the display says, "enter cooking time." When you comply with that direction, a new message appears: "touch start or power." If you opt to change the power setting, the display will prompt you to "enter power level 1 to 10." (Level 10, the highest power level, is the default setting). Then it tells you to press START.

For those who prefer to get more creative, the MA-1505W offers two-stage timed cooking and a custom-cook feature. For two-stage cooking, instead of pressing start at that point, you enter another cook time and power level. You can cook a dish on high for a few minutes, and then "simmer" it on a medium setting, for instance. Two-stage cooking can also be used with the auto-defrost feature.

The MA-1505W will automatically set the amount of time and power level needed to defrost an item when you let it know what type of food it is and how much it weighs. The display prompts you to press 1 for meat, 2 for poultry, or 3 for fish. The weight is entered numerically (press 1 and then 5 to indicate 1.5 pounds). The oven determines the length of time required to defrost the item, and even reminds you with beeps and display prompts to turn, separate, or rearrange the

food as needed.

For those of us who prefer to mindlessly zap our food, the Multiwave oven offers a host of convenience features, from the aforementioned one-press cook buttons for popcorn and the like to "EZ ON" cooking.

Each press of the EZ ON button adds 30 seconds of cook time, up to 3 minutes; subsequent presses add one minute each. And if you tend to cook the same thing often (those Spaghetti-O's, for instance, or your morning cup of tea), you can set the custom cook button to remember the one-step cooking instructions needed for that item.

One other very important feature on the oven is a child safety lock. (Curious little hands can get into big trouble around electronics, as we know all too well after our two-year-old recently fed a small pile of paper clips to our floppy drive ...) When the child lock is activated by holding the 0 button until two beeps are heard and "locked" appears in the display, the oven cannot be turned on. It can be opened however. (You don't have to worry that the kids will zap your toy poodle, just that they'll lock him in the microwave oven.) Holding down the 0 key again will cancel the lock.

The "Multiwave" in the oven's name refers to a patented microwave technology intended to ensure even cooking without cold spots. The revolving turntable furthers that cause. We found that most dishes did heat more evenly than we expected. However, as mentioned previously, microwaves cook food from the edges inward, so the center of a dish will not heat up as fast the rest. There were still a few such cold spots in foods cooked or reheated in the Multiwave oven. Stirring or rearranging the food once or twice during the cooking process alleviated that problem.

Learning to properly use a microwave requires the re-learning of many basic traditional cooking rules and principles. Forget that "20 minutes per pound" for a medium-rare roast beef—it's nine minutes in the microwave. Two potatoes can be baked in 5–8 minutes.

Microwaves, while great for heating up junk foods, are conducive to healthy cooking, because they make it easy to prepare dishes with little or no added fats. Once you understand the principles involved, it's possible to create some elaborate one-dish dinners. Simply arrange the foods that take the longest to heat around the perimeter of the pan, the fastest cookers in the center, and mid-range ones in between, and everything will come out just right. We were skeptical, but we followed the directions in a microwave cookbook, and it actually worked.

Some basic microwave cooking instructions are included in the MA-1505W's manual. There are charts on heating and reheating various items; cooking fresh vegetables; and "roasting" meats, poultry, and fish. Yet another chart explains the different power settings, ranging from 1 (for keeping a dish warm or softening butter) to 10 (for boiling water and cooking poultry, fish, and vegetables). Various in-between settings are recommended for cooking egg or cheese dishes, reheating rice and pasta, baking cakes or breads, cooking different cuts of meat, thawing frozen meat and poultry, and cooking puddings.

Serendipitously, the MA-1505W arrived on the first day of a week-long heat wave when turning on the standard oven, or even a burner on the stove, was unthinkable. Yet, for dinner that night, we ate sauteed spinach with raisins and shredded carrots, a packaged rice dish, and pork chops, all prepared at home.

We used the microwave first to thaw the chops, following the instructions in the display window. Not quite trusting the process (our old microwave tended to scorch the edges while the center remained frozen solid), we kept a close watch. We ended up removing the chops with a couple of minutes left to go, probably because they had begun to defrost a bit in the refrigerator that afternoon. The chops then were marinated in preparation for grilling.

For the next dish, we simply followed the directions on the box of rice. First we cooked the rice with some butter for a couple of minutes, then we added some water and cooked it for 10 minutes more, then added the seasoning mix and finished it off with yet another 15 minutes. There wasn't a significant time savings over cooking it on the stove (perhaps 5 or

(Continued on page 31)



Pint-Sized CB

MODEL HH-45WX CITIZENS BAND RADIO. From Cobra Electronics Corporation, 6500 West Cortland Street, Chicago, IL 60707; Tel: 773-889-8870. Price: \$149.

Can you guess to what Time magazine referred in the mid-1970s as "the biggest explosion in communications since the invention of the telephone"? If you guessed Citizens Band, or CB, radio, you're right. Back in those days of oil shortages and the brand new national 55 MPH speed limit, truckers began using

CB to apprise their buddies of available fuel and to warn them of speed traps. Burt Reynolds' Smokey and the Bandit films also went a long way toward popularizing CB among regular drivers, who adopted "handles" (nicknames) and picked up the rest of the CB lingo in no time flat.

The Citizens Band, which was established in 1949, lies between the short-wave broadcast and 10-meter Amateur radio bands. Its 40 channels (expanded from 23 during the height of the CB boom) reside between 26.965 and 27.405 MHz. CB operators do not need an FCC license and are not required to provide station identification, but they must comply with certain FCC rules and regula-

tions. For instance, CB users can "transmit" from one party to another, but "broadcasting" to a wide audience is forbidden. CBs are limited to four watts of output power in AM mode and 12 watts peak envelope power in SSB (single sideband) mode, internal transceiver modifications are not allowed, and (for fixed installations) there are limitations on antenna height.

The CB craze died out in the '80's. While CB radios remained standard gear for truckers, and a few die-hard enthusiasts (many operating at illegally high power over illegally long distances) kept to the air waves, the general public moved on to other fads and fancies.

These days, however, CB is beginning to stage a bit of a comeback that can be attributed, in large part, to the proliferation of another communications technology—the cellular phone.

Cell phones were once used primarily by business people needing to keep in touch with the main office and clients while rushing from appointment to appointment. Sales people, realtors, frequent business travelers all benefit from being accessible wherever they are.

But by the end of last year, close to 35% of American households owned a cellular phone. Like business people, busy family members also need to keep in touch. Yet another factor driving the consumer sales of cellular phones is safety.

What happens when you're alone in the car at night and it breaks down? Is it safer to leave the car and walk along the shoulder in search of an open service station, or to hope that the motorist who stops is a good Samaritan and not a thief (or worse)? If you're carrying a cellular phone, you can call AAA or a friend for help, and sit tight in relative safety until they arrive.

Unfortunately, cellular-phones operating costs are expensive for occasional use. Some people justify the cost by saying it's buying them peace of mind—and the cellular industry has played into their fear, using it as an selling point.

So has the Citizens Band industry, marketing their radios as a less expensive way to call for help when you're stranded on the road. It's an effective marketing strategy, and one that has again raised the public's awareness and acceptance of CB radio—although not nearly to the level reached in the '70s. CB might not let you place a call directly to the Automobile Club, or to your spouse, but you can be fairly certain that someone will be monitoring the emergency channel and will respond to your call for help. That someone might be a member of one of the many police, fire, and emergency service departments that monitor CB emergency channel 9 for distress calls, or a member

of REACT, the Radio Emergency Associated Communications Team. REACT is a nationwide organization of volunteers who use CB radios to provide public-service communications for travelers and their local communities, communications during emergencies and disasters and for community events, and "relentless monitoring of Emergency CB channel 9" in the interest of motorist safety.

The HH-45WX CB radio has the distinction, according to its manufacturer, Cobra Electronics, of being "the world's smallest full-featured hand-held CB radio." It offers 40 CB channels and 10 National Weather Service channels, full channel scan, and instant access to emergency channels. Yet the pocket-sized transceiver stands just 5½ inches tall, and weighs in at a mere nine ounces, without the six "AA" batteries required for operation.

The bottom half of the radio is actually a battery pack that slides right off for installing batteries. An eight-cell rechargeable NiCd battery cartridge and a 120-volt wall adapter/charger, available as options, make it easy to snap on replacement batteries when needed. A cigarette lighter DC power adapter with five-foot cord is included.

The top half of the unit is the actual radio. It features an LCD display with one row of buttons arrayed horizontally below it, and another vertically on its left side. The buttons below the display each have two labels: M1, M2, M3 and M4 are printed on the keys themselves, and represent stored channel (memory) positions. Just above each of those keys is the label for its other function—CH9/19, DW, SCAN and CB/WX (described below). The speaker and microphone round out the front "panel." The AC power jack is found on the right side of the radio, along with a carrying strap. On the left side are CHANNEL UP and DOWN keys, and a PUSH TO TALK (PTT) button. The top panel contains a BNC connector for the included "rubber duckie" rubberized antenna (an optional long-range antenna is said to double the CB's range), a microphone jack (a microphone/speaker is optional), the squelch control, and the on/off/volume control.

The HH-45WX is easy to use. The LCD readout displays a wealth of information, including your choice of channel or frequency number, signal strength, a low-battery indicator, and which features or modes are active. When you're transmitting, for instance, "TX" is displayed; "RX" means the radio is receiving a signal. The squelch control reduces unwanted "squawky" sounds and other noise between transmissions.

Channels can be selected in several ways. The up and down arrow keys can be pressed repeatedly to move through

the channels, or held down to advance more quickly. One press of the CH9/19 button provides instant access to emergency channel 9, while two presses switches to channel 19, the "official" trucker's channel.

Weather channels are accessed using the CB/WX button. The HH-45WX receives eight NOAA (National Oceanic Atmospheric Administration) and two Canadian Weather Radio channels to keep you informed of weather conditions. When the CB/WX button is pressed, the up and down tuning buttons will tune through all weather stations that are in range. The National Weather Service operates a network of almost 400 stations across the country, putting about 90% of the population within range of their broadcasts. NOAA stations broadcast 24 hours a day, seven days a week, providing information on current conditions, short- and long-range forecasts, marine conditions, and warnings of dangerous weather. In southern Canada, a network of 15 stations uses the same frequencies to broadcast continuous weather information.

The HH-45WX allows you to monitor any two preselected channels simultaneously with its Dual Watch feature. Select one channel, and hold down the DW button until you hear a beep, then repeat the process for a second channel. The "DW" icon will be displayed, and the radio will switch back and forth between those two channels.

The radio can also scan all channels with a press of the SCAN button. It pauses at each incoming transmission for five seconds, then proceeds to the next. To stay on one channel, you can press any other key on the unit.

The CH9/19, DW, SCAN, and CB/WX buttons double as memory channels for storing up to eight of the channels you use most often. Tune in a channel, press and release the FUNC (function) key, and then press and hold one of the four memory keys to store that channel. Once the four memory keys are full, the next four channels can be stored (somewhat awkwardly because they are not labeled as memory locations) using the LOCK, LIGHT, CHANNEL UP, and CHANNEL DOWN keys. Stored channels are retrieved by pressing the function key and then the memory location key. It's also possible to scan just through the stored channels, using first the function key and then the M.SC. (memory scan) key.

Citizens Band radios are used not only in emergencies. They are a form of communications enjoyed by truckers and other travelers, and are now being used by families on camping or ski trips, friends out hiking or hunting (or shopping at a crowded mall) to keep in touch and apprise each other of conditions (snow or

sales), and chatty teens enamored with wireless communications whose parents cannot afford (or refuse) to pay for hours of cell-phone gossip.

CB operators have developed their own language. The 10-code is used for standard questions and answers. Each phrase is represented by the number 10, followed by another number. Most of us are familiar with "10-4," meaning "message received." The HH-45WX's manual lists dozens of the most commonly used 10-codes and their meanings. The helpful instruction booklet also clues newcomers in on the most effective ways to use emergency channel 9. A "plain-English" interpretation of FCC rules for CB radio is also included with the radio.

The HH-45WX is a compact, convenient CB radio. It's easy to carry along just about anywhere. If, however, you plan to simply stash it in your car for emergency use, you might want to consider having a roof- or hood-mount antenna installed. Otherwise, you might have to step outside the vehicle to make an emergency transmission; the included antenna is not intended for in-vehicle reception or transmission.

10-4. ■

A DIGITAL REVOLUTIONARY

(Continued from page 26)

before, and, for that, it deserves as much praise as we can heap upon it. If you're an early-adopter who's just got the be the first on the block with the newest gizmo, then you'll just have to run out and get one. After all, there's nothing else like it.


Many business people will appreciate the MP-EG1A, too. It's easy enough to set up that almost anyone can be taught to use it to capture video and stills for use elsewhere.

Most important, we hope that other manufacturers—and Hitachi itself, for that matter—get their hands on the MP-EG1A, copy what they like, and improve what they don't.

For example, we would like to see an improved user interface. As it stands, the sole interface is through the small LCD screen on the unit's rear panel. Most of the annunciators are white, and they're readable in many situations. In the sunny outdoors, however, the display usually washes out—even with the sun shield installed—so that the user interface usually disappears. Why not put the important user indicators on an LCD? It might take up some space, but it will consume very little battery power.

Despite our complaints, the MP-EG1A is an amazing product. It's tantalizing to think of what the next generation of disk-based camcorders will bring. ■

Find any file on any disk instantly!



SII
Data Resources

Smart DiskLabeler

Organize your diskettes, Zip disks, CDs and SyQuests.

File Finder

SMART DISKLABELER SOFTWARE.
From Seiko Instruments USA Inc.,
1130 Ringwood Court, San Jose, CA
95131; Tel: 408-922-590; Fax: 408-
922-5835; Web: <http://www.seiko-smart.com>. Price: \$29.95.

We're the first to admit that we are not well organized. When we attempt a repair job around the house, it often takes longer to locate the necessary tools and hardware than it does to complete the task. And forget about trying to find papers—between professional journals, bills, daily newspapers, bank statements, bills, magazines, books, catalogs, bills, junk mail, press releases, children's artwork, bills, shopping lists and coupons, and yet more bills, it's a chore even finding the right pile to search through. We record television programs on our VCR, but never remember to label the tapes. So, when it's time to watch, we must scan through a half dozen tapes before locating the one we want—if, that is, we haven't accidentally recorded over it already.

We're not much better when it comes to our computer files. More times than we care to remember, we've spent time and effort on the Internet and elsewhere,

downloading files, drivers, and patches, only to lose them in one of our stacks of unlabeled (or incorrectly labeled) disks. We always *intend* to label them, but we tend to procrastinate—a major source of our disorganization troubles.

Now that we've discovered the *Smart DiskLabeler* from *Seiko Instruments USA Inc.*, we hope those days have ended. The program provides an easy, convenient way to label and catalog floppies, CD-ROMs, Sysquest and Iomega disks, and other storage media used on business and home PCs. It eliminates the need to insert and read disk after disk in search of a file.

The program maintains a directory of all the files saved on various media, making it easy to locate a particular file. In addition to storing the names and locations of all files, *Smart DiskLabeler* also lets you add reminders about a file or disk, and prints out labels with a disk name, description, date, and contents for simple identification.

The program requires a 386 or higher PC, Windows 3.1 or 95, a 1.44-MHz 3.5-inch floppy drive, 4 megabytes of RAM, and 2 MB of hard disk space. Seiko recommends using their Smart Label Printer EZO or Smart Label Printer Pro; you cannot use the original Smart Label Printer or the Smart Label Printer Plus. You can, however, output the labels to a laser or

inkjet desktop printer, using Avery or Maco disk-label sheets. If a disk contains too many files to fit on a label, you can print a complete file listing onto standard paper.

Installation using Windows 95 was a breeze, taking only a minute or two and a few mouse clicks to complete. Using *Smart DiskLabeler* isn't much more difficult. Stick a disk into the drive, select the proper drive (*not* a hard drive or network drive), click on "read," and enter a name for (and, if desired, a description of) the disk. You'll see all the files displayed in the preview window. Select the label type, click on "print," and your label will be printed.

The left side of the *Smart DiskLabeler* main screen contains the preview window. Just below it are controls for selecting the drive, and reading, saving, and printing the disk. There's also a box that displays the disk name and the total number of disks catalogued.

The right side of the screen is dedicated to user options: selecting the correct type of printer and label; changing the size (small or large) of the default-window type; and sorting the files by either name, type, or date. Two additional tabs running along the far right side of the screen are labeled "dir" and "notes."

Choosing the directory tab displays a directory all of the disks that have been read by *Smart DiskLabeler*. Click on one to view its contents. If you're looking for a particular file, and can't remember what disk it is on, you can use the "find" function to locate it. Type in the file name, or part of it (with or without wild cards). *Smart DiskLabeler* will provide a list of disks on which that name (or partial name) appears. The search results include disk name and description, and file name.

We experienced a glitch using the file-search function. No matter what we searched for—full file names that we knew were on one of the disks, "txt" or "doc" extensions with wild cards and without—we got the same "Files found 0, disks searched 0" message. We closed the program and rebooted the computer, and the glitch disappeared. The file-search function then worked perfectly.

The "notes" tab opens a window with a small box in which to type the disk name, and a much larger box, which we assumed was for typing a descriptive note or reminder to add to a label. We had to make an assumption because "notes" is not mentioned anywhere in the brief user's guide or the on-screen help. We tried attaching a brief note to a label, clicked on save, printed—no note. We recalled that disk—still no note.

We called the technical-support number listed on the back of the user's manual, reached a voice-mail directory with no

option for Smart DiskLabeler, and picked numbers at random until we reached a real, live person. We then remained on hold for more than a half hour while he tried to find an answer to what we considered to be a couple of relatively simple questions: "What is the purpose of the "note" tab?" and "How do we use it?". He offered to call us back when he got some answers. We've yet to hear, but we figure that any notes we need to add could be squeezed into the 45-character space allotted for "disk description."

Other than those two glitches, we experienced no difficulty, even though we used the program with a laser printer instead of a Seiko Smart Labeler. (We do own a Smart Labeler but it turned out to be one of the two models that are incompatible with Smart DiskLabeler.)

In fact, instead of a jumble of floppies strewn in a drawer, we now have a neatly labeled stack. Some are ready to be reused, others have been stored until we might need them. Our backup disks are labeled with dates and descriptions, making it easy to know when we can erase old data.

If only we could figure out how to make Smart DiskLabeler print out reminders such as: "You left the hammer in the pantry closet when you installed shelves in there," or "This videotape contains *Seinfeld* and *ER* episodes recorded on Thursday October 16," or "The overdue MasterCard bill is in the pile on the floor to the left of the couch." Then, we could really get organized! ■

WAVE OF THE FUTURE

(Continued from page 27)

10 minutes), but we didn't heat up the kitchen at all.

As we allowed the rice to "sit covered for five minutes before serving," we "sauteed" the vegetables simply by adding a bit of butter to the dish and zapping it for about two minutes. It came out perfectly. The rice, while still tasty, could have cooked for slightly less time; perhaps the instructions had a less-powerful oven in mind. At least it didn't burn to the bottom of the pan, as our stove top attempts often do while we're tending to child or cats. Microwave ovens turn themselves off; stoves do not.

We grilled the chops for a number of reasons. First, the microwave was already occupied with other dishes. Second, we like the taste of grilled meats. Third, we still haven't overcome our distrust of "naked" meats—they should be nicely browned, if not charred on the outside, tender and pink on the inside. Microwaves still fall short on browning meats (or anything else).

We found ourselves using the MA-1505W quite a bit, for large and small tasks. The pint of Häagen-Dasz vanilla ice cream that was too frozen to scoop benefited from a brief stint at level 2. It was a pleasure to quickly and thoroughly pop a bag of popcorn to bring to the beach for a snack. We found ourselves reading packages at the supermarket, surprised at how many products include microwave cooking directions, and eying microwave-safe cookware with longing. We even borrowed a couple of "gourmet microwave" books from the library.

We haven't gotten too adventurous yet. The dinner-time "witching hour" still leaves little room for creative cookery. And don't expect to see us roasting our Thanksgiving turkey in the microwave—although we just might cook the broccoli, green beans, and yams in it. But after using the MA-1505W Multiwave, we have a newfound respect for microwave ovens. This is one appliance that's not likely to end up in anyone's basement. ■

Gizmo News

DVD VIDEO GROUP FORMED

To create consumer awareness of the DVD format, executives of the home-video units of prominent film studios and music labels joined with consumer-electronics manufacturers to form the DVD Video Group. The new organization will serve as a central information source and promote the format to consumers, the media, and the retail trade. Founding members include Columbia TriStar Home Video, Image Entertainment, LIVE Entertainment, MGM/UA Home Video, Panasonic Consumer Electronics, Philips Consumer Electronics Company, Pioneer Electronics (USA), PolyGram Video, Samsung Electronics America, Sony Electronics, Sony Wonder/Sony Music Entertainment, Thomson Consumer Electronics, Toshiba America Consumer Products, Warner Home Video, Warner Music Group, and Zenith Electronics Corporation.

The group's mission is to "establish a single, consistent voice to communicate the many benefits of the DVD Video experience," including superior picture and sound quality, compatibility with audio CDs, durability, and special features such as multiple camera angle options and "behind the scenes" commentary.

DVD discs look like audio CDs but hold much more data. It would take seven CDs to hold the 4.7 gigabytes that can be stored on the basic single-layer, single-sided DVD disc. A double-sided, dual-layer disc can hold up to 17 gigabytes.

There's enough room on a basic disc for a full-length film, and then some. Producers can choose to add as many as eight different sound tracks, 32 subtitle tracks, various aspect ratios, or even different versions of the film (R- and PG-rated, for instance). Picture quality is better than laserdisc, and Dolby Digital surround sound is used on DVD recordings. (Not all players have Dolby Digital decoding circuitry, however.) Close to 100 titles are currently available, with another 70 or so "soon to be released."

"The DVD Video Group will provide a constant flow of information about DVD Video benefits, as well as updates about hit movies, re-released classics, and innovative music videos from chart-topping artists to consumers, retailers, and the media so they can make informed decisions about this exciting format breakthrough," said Emil Petrone, chairman of the DVD Video Group and of Philips Consumer Electronics. "We hope to welcome many other companies into the DVD Video Group as they solidify their plans and announce their intention to launch DVD products."

MEDIA IN THE MILLENNIUM

According to a study of consumer media consumption, by the turn of the century book-buying will be nudged out of second place by home-video sales and rentals. The number-one category of consumer media spending? The same as now: subscription video services, including pay-per-view, satellite, and cable TV. Usurping recorded music's fourth-place position will be interactive media, which includes video games, online services, and general-interest software.

Those are some of the highlights of the 1997 "Communications Industry Forecast," from Veronis, Suhler & Associates, an investment banking firm that specializes in media transactions. The report also found that American viewers will be spending more time watching subscription TV services than broadcast TV, and that total consumer media spending will increase by almost 40%, to \$144.8 billion, by 2001.

The report predicts that the average American will clock an average of 1551 hours a year in front of a television, and 1072 hours listening to radio, slightly less than today's figures. Those favorites will be followed by 336 hours listening to recorded music, 153 hours perusing the daily paper, 99 hours reading books, 79 hours browsing through magazines, 60 hours watching prerecorded videos, 39 hours online, 37 hours playing video games, and 12 hours in movie theaters.

Makes you wonder if you'll have time to sleep, doesn't it?

SMITING CYBERSMUT

The White House and the computer industry have reached an agreement on how to protect children from pornography on the Internet, without requiring government regulation. Such a consensus is important in light of the fact that the 1996 Communications Decency Act—one such government regulation—already has been ruled unconstitutional by the Supreme Court because it restricted freedom of speech. It is hoped that with the Clinton administration and the computer industry working together, it will be possible to avoid the adoption of a “V-chip” for the Internet.

At the mid-summer meeting, computer-industry leaders agreed to police themselves. They offered to make readily available software designed to block material unsuitable for children, and to strive to identify Web sites that are kid-friendly.

President Clinton said that the White House meeting “paved a way to a family-friendly Internet without paving over the constitutional guarantees to free speech and free expression.” The government’s role will be to strictly enforce existing child-pornography, anti-stalking, and obscenity laws as they apply to the Internet. “We must not allow pornographers and pedophiles to exploit a wonderful medium to abuse our children,” the President declared.

Netscape Communications had agreed to add to the next release of its Internet browser controls allowing parents to select which sites their children see. Several search engines, including Yahoo, Lycos, and Excite, have agreed to ask Web sites to rate or label their content when applying for listings in their directories.

Steve Case, chairman of America Online, remarked, “We are—today, right now—delivering tools that empower

families, neighbors, and educators to limit and filter what can be seen by, and sent to, our children.” He added a note of caution, stating that “tools are a supplement to good parenting, not a replacement for it.”

While the government-industry consensus was applauded by several parents’ groups, including the National Parent-Teacher’s Association, Barbara Ford, president of the American Library Association, supported some of the ideas, but balked at the idea of putting filters on library computers, which are used by adults as well as children.

THE COMPETITION HEATS UP

After a week of intensive negotiations in mid-July, the Federal Communications Commission has tentatively okayed a merger between two communications giants while opening their East-coast monopoly to competition. The \$23.7 billion merger of Bell Atlantic and NYNEX is contingent upon a number of provisions, most of them highly technical, that will make it easier for potential rivals such as MCI and AT&T to compete for local customers. Bell Atlantic and NYNEX serve 26 million customers, providing local telephone service to a quarter of the nation.

FCC chairman Reed E. Hundt said of the agreement, “If Bell Atlantic and NYNEX want to be the East Coast phone company, then they must open the whole East Coast to competition.”

NYNEX and Bell Atlantic agreed to the terms primarily to hasten the merger, which was proposed last April, but also because the deal might allow them to enter more quickly the lucrative long-distance business. The flip side of opening local markets to competitors would be permitting Bell Atlantic and NYNEX to provide long-distance service.

Thomas Tauke, NYNEX executive vice-president of regulatory affairs, remarked, “Competition will now come more quickly to both the local and the long-distance markets in our 13 states.” His company serves all the New England states along with New York, while Bell Atlantic serves six states between New York, North Carolina, and Washington, D.C.


Potential rivals will not have to create their own networks of switches and wires. The agreement mandates that NYNEX and Bell Atlantic lease their wires at wholesale prices to their competitors and set up software systems that would allow their customers to seamlessly switch service to another carrier.

MCI, which now provides local service primarily to businesses, embraced the agreement, which will allow them to reach more residential customers. Headquartered in Washington, D.C., MCI provides a full range of integrated communication services to nearly 21 million customers. With 1996 revenues of \$18.5 billion, it is one of the largest and fastest growing telecommunications companies in the world.

Not everyone welcomes the merger, however. Gene Kimmelman, co-director of the Washington office of Consumers Union is opposed to the merger, and believes that the technical provisions are not sufficient to allow the new entrants a fighting chance against the newly merged giant.

And there are some obstacles in the way to final FCC approval, including disagreements over the pricing of local network access and over the scope of the language in the agreement. And the votes of two commissioners other than Mr. Hundt are required. Despite those hurdles, the merger—one of the largest in history—is expected to be approved. ■

ELECTRONICS WISH LIST



25-Disc CD Changer

Pioneer Electronics' (265 East 220th Street, Long Beach, CA 90810-1639; Web: <http://www.pioneerelectronics.com>) 25-disc Model PD-506 CD changer allows you to customize disc selections for a variety of purposes or listening moods. Its mechanical design, which has been improved compared with earlier models, requires substantially fewer moving parts for faster, quieter, smoother operation. The PD-506 offers a number of features for ease of operation. Three custom file groupings let you arrange discs by genre, artist, or style, while best selection memory lets you program up to 15 favorite tracks from among all the loaded discs. Upon power up, last-disc memory recalls the last CD played. The multi-disc changer allows you to play all discs, a single disc, or a programmed selection. It offers seven repeat modes, including single-track and -disc, all discs, custom file disc selection, random, single-disc random, and programmed tracks. Price: \$245. ■


Build the

FUSES AVER

When testing electronic equipment, spare yourself some frustration and save the unit's overworked fuses with a simple electronic fuse substitute that can be set to handle operating currents ranging from 0.5 to 5 amps without breaking a sweat.

Most technicians won't admit it, but sometimes we take the phrase "smoke test" quite literally. After checking a circuit and replacing the defective components, there comes a moment of truth, which occasionally results in the literal "cloud of smoke." That's because more often than not, we've neglected to find all the defective components, which results in a blown fuse—or sometimes several blown fuses. Wouldn't it be nice to have a fuse that lasts forever, one that can be adjusted to the required current level, and would never have to be replaced? Now you can have just such a fuse, with the *Fusesaver!*

The *Fusesaver* is a convenient electronic fuse substitute that clips to the fuse connections of the device under test (DUT). With its circuit-breaker-like operation, the *Fusesaver* replaces the existing (and possibly soon-to-be-blown) fuse. It can save you loads of frustration, not to mention money and wasted time driving around buying fuses. The *Fusesaver* is simple enough to be built using point-to-point wiring. It



LARRY BALL

was designed around only the most common, readily available parts. In fact, you probably have many of the parts in your junkbox right now. And if you don't have all the parts on hand, everything (except the optional etched and drilled printed circuit board) can be purchased from your local RadioShack outlet.

The *Fusesaver* places a SPDT relay in series with the DUT to control AC power to the load. At the same time, a monitoring circuit is connected to the DUT to sense the current flowing

through the unit. If the current flowing through the DUT rises above a pre-determined level, the *Fusesaver* disconnects the DUT from the AC power source. To accomplish that, the *Fusesaver* uses the relay's normally-open contacts, which is inherently safer than using the normally-closed contacts. The normally-closed contacts can allow current to flow through the DUT unexpectedly. Because of that feature, you can leave the *Fusesaver* connected to the DUT even when it is off.

The *Fusesaver* has six preset current ranges, extending from .5 to 5 amperes, that are made available through a 6-position rotary switch. (Other current ranges can be added to or substituted for those provided with a little experimenting and a switch with more contacts.) The actual current setting can be adjusted to any level within that range.

Since a recent study revealed that over 17% of U.S. fuse sales are electronic fuses, now is a good time to learn how an electronic fuse works by building the *Fusesaver* for your test bench.

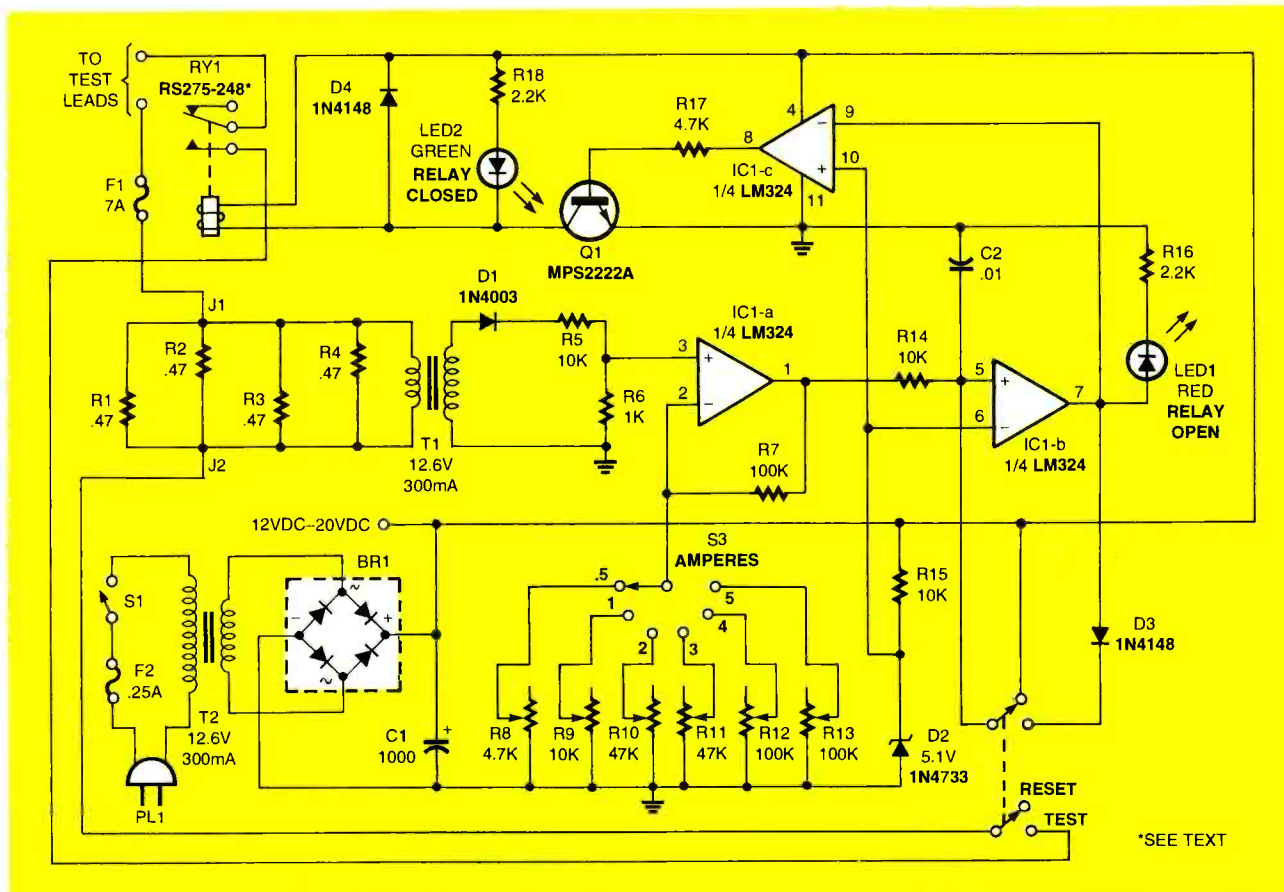


Fig. 1. The Fusesaver—comprised of a quad op-amp, a general-purpose transistor, a pair of step-down transformers, a few diodes, and other support components—is designed to monitor current through the device under test and remove power from the device when its current exceeds a preset level. The Fusesaver has six preset current levels that can be selected via S3.

Circuit Description. Before we get into the nuts and bolts of the circuit, let's take a moment to survey the "lay of the land." Then we'll see what happens as the Fusesaver goes through its paces. A schematic diagram of the Fusesaver is shown in Fig. 1. The circuit is comprised of a quad op-amp, a general-purpose transistor, a pair of step-down transformers, a few diodes, and other support components.

In the circuit, test leads connect the Fusesaver to the fuseholder of the DUT. The test leads allow the Fusesaver to both monitor and turn off the current through the DUT. To determine the proper point at which to shut the DUT down, the Fusesaver samples the voltage drop across four, parallel-connected 0.47-ohm, ceramic, power resistors (R1-R4). As the current through that resistor bank increases, the voltage across the bank increases proportionally. The voltage devel-

oped across the resistor bank is coupled through T1 to D1, where it is half-wave rectified. The rectified output of D1 is then reduced by a voltage divider (comprised of R5 and R6).

The voltage appearing at the junction of R5/R6 is applied to the non-inverting input of IC1-a (1/4 of an LM324 quad op-amp) at pin 3. The output gain of IC1-a can be selected via S3 (a SP6P rotary switch). Since the ratio of R7 and the resistor (R8-R13) selected through S3 determines the gain of IC1-a, selecting any of the six available resistances (ranging from 4.7k to 100k) associated with S3 will change the gain, and thus the allowable current range of the circuit. The output of IC1-a is fed, via R14, to the non-inverting input of IC1-b (which is configured for comparator operation and also serves as a latch).

At the same time, a 5.1-volt reference voltage provided by D2 (a

5.1-volt, 1-watt Zener diode) is applied to IC1-b's inverting input at pin 6. The output of IC1-b (pin 7) is fed to the inverting input (pin 10) of IC1-c. The now inverted signal (output at pin 8 of IC1-c) is applied to the base of Q1, which, in turn, controls relay RY1. Energizing the relay causes its normally-open contacts to close, connecting the DUT to the AC power source. When the relay is disengaged, the AC power source is disconnected from the DUT.

Now let's take a look how the circuit works under actual operating conditions. When S2 is placed in the TEST position, the wiper of the switch is connected to the normally-open contact of the relay. Under that condition, no current flows through R1-R4, so the output of IC1-a, which is applied to pin 5 of IC1-b, is below the reference established at pin 6 of IC1-b. Because the inverting input of IC1-b (pin 5) is at a higher potential than its non-inverting input (pin 6), its

PARTS LIST FOR THE FUSESAVER

SEMICONDUCTORS

- BR1—1-amp, 200-PIV, full-wave, bridge rectifier (DIP)
 D1—1N4003 1-amp, 200-PIV, silicon rectifier diode
 D2—1N4733 5.1-volt, 1-watt, Zener diode or equivalent
 D3, D4—1N4148 silicon switching diode or equivalent
 IC1—LM324 quad op-amp, integrated circuit
 LED1—Standard red (Radio Shack 276-041 or equivalent)
 LED2—Standard green (Radio Shack 276-022 or equivalent)
 Q1—MPS2222A or equivalent NPN silicon transistor

RESISTORS

- (All fixed resistors are 1/4-watt, 5% units unless otherwise noted.)
 R1—R4—0.47-ohm, 5-watt, 10%, ceramic power
 R5—10,000-ohm
 R6—1000-ohm
 R7—100,000-ohm
 R8—4700-ohm, miniature trimmer potentiometer
 R9—10,000-ohm, miniature trimmer potentiometer
 R10, R11—47,000-ohm, miniature trimmer potentiometer
 R12, R13—100,000-ohm, miniature trimmer potentiometer
 R14, R15—10,000-ohm
 R16, R18—2200-ohm
 R17—4700-ohm

CAPACITORS

- C1—1000- μ F, 35-WVDC electrolytic
 C2—0.01- μ F, ceramic-disc

ADDITIONAL PARTS AND MATERIALS

- T1, T2—12.6-volt, 300-mA, miniature, step-down power transformer (RadioShack 273-1385 or equivalent)
 RY1—SPDT 12-volt coil, 10-amp contacts relay (Radio Shack 275-248 or equivalent)
 S1—SPST toggle switch
 S2—SPDT toggle switch (rated 6-amp minimum)
 S3—SP6P or DP6P rotary switch
 F1—7-amp fuse
 F2—0.25-amp fuse
 Printed-circuit materials, fuse holders, project enclosure, alligator clips, solder, wire, hardware, etc.

Note: The following parts are available from Futuretech (PO Box 6291, Gulf Breeze FL 32561): A printed-circuit board for \$12.00 (plus \$3 shipping and handling). Florida residents please add 7% sales tax.

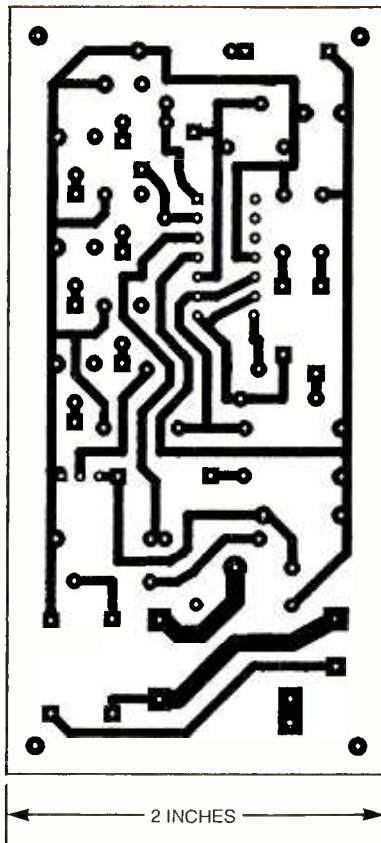


Fig. 2. Although the Fusesaver is simple enough to build using point to point wiring, the bulk of the author's unit was assembled on a printed-circuit board that measures 2 by 4 inches. A template for that printed-circuit pattern is shown here full size.

output is low. That low is applied to the inverting input of IC1-c, forcing the output of IC1-c high. That high is applied to the base of transistor Q1, causing it to turn on.

With Q1 turned on, the coil of the relay is grounded through the transistor, energizing RY1, and allowing current to flow through the DUT. At the same time, the energized transistor (Q1) pulls the cathode of LED2 (the "RELAY CLOSED" indicator) to ground potential, causing it to turn on. Since the DUT current is below the selected level, the output of IC1-b remains low, keeping the output of IC1-c high so RY1 remains in an energized state.

If for some reason the current through the DUT rises above the normal-operation level, the output of IC1-a rises above the reference level established at pin 6 of IC1-b. That causes the output of IC1-b to toggle and latch high (more on the latching function in a moment). The

high output of IC1-b, in turn, causes the output of IC1-c to go low. That low turns off Q1, which removes the relay's ground path, de-energizing RY1, thereby disconnecting the AC power source from the DUT. While that's going on, the high output of IC1-b is applied to the anode of LED1 (the "RELAY OPEN" or fuse blown indicator), causing it to light.

The latching action of IC1-b is initiated by feeding its high output back to its non-inverting input via D3 and S2 (when it is in the TEST position), thereby keeping the output of IC1-b high until S2 is placed in the RESET position, which disconnects IC1-b's output from its input. Resistor R14 provides a voltage drop so that the input of IC1-b can be high despite being connected to the low output of IC1-a. Diode D3 prevents IC1-b from becoming latched in the low state.

When S2 is in the RESET position, the non-inverting input of IC1-b is forced high, causing its output to go high. The high output of IC1-b is applied to the anode of the "RELAY OPEN" indicator (LED1), causing it to light. That high is also applied to inverting amplifier IC1-c, forcing its output low. That low, which is then applied to the base of Q1, causes the transistor to cut off, de-energizing RY1, thereby disconnecting the DUT from the AC power source.

Before we even get into the construction of the unit, a warning is in order: Because the Fusesaver operates from an 117-volt AC power source and controls 117-volt AC power sources, all appropriate precautions should be taken in assembling and using the unit.

Construction. The Fusesaver can be built using a variety of construction methods—including point-to-point soldering, wire-wrap techniques, or printed-circuit construction. The author's unit was assembled on a small printed-circuit board, measuring 2 by 4 inches. A template of that printed-circuit layout is shown in Fig. 2. There are two important considerations when building the Fusesaver. Foremost, the 117-volt, AC components *must* be safely isolated from the DC circuitry, and the four 0.47-ohm, 5-watt, power resistors (R1-R4), *must* be allowed ample airspace so

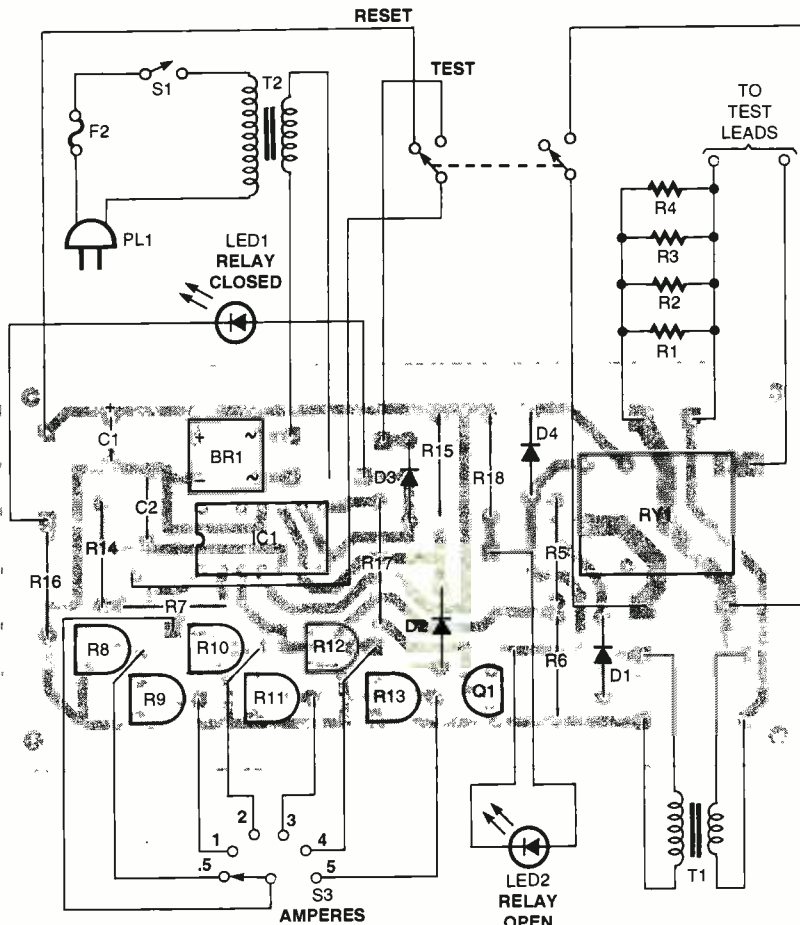



Fig. 3. Assemble the Fusesaver guided by this parts-placement diagram. When assembling the Fusesaver, be certain that the 117-volt, AC components are kept safely isolated from the DC circuitry. Also be sure that the four 0.47-ohm, 5-watt, power resistors (R1–R4) are afforded ample airspace to avoid overheating.



The Fusesaver was mounted in a medium-sized vented metal enclosure.

The leads of the two power transformers were bent outward at a 90° angle and then mounted to the bottom of the enclosure. Several layers of electrical tape were positioned directly under the units to prevent them from shorting to the enclosure.

as to provide sufficient ventilation to avoid overheating.

In addition, it is important that the circuit be housed in a vented, metal enclosure like the type used in the author's prototype. The vents allow heat to escape the confines of the enclosure, while the enclosure itself helps to channel addi-

tional heat away for the circuitry. Note: The transformers specified in the Parts List have leads that protrude from the bottom the unit. Therefore, when mounting those two units to the enclosure, the leads must be bent 90-degrees outward, and insulation placed between the transformers and the chassis. A pad

of several layers of electrical tape should be sufficient.

Once you've obtained all of the components listed in the Parts List, assemble the printed-circuit board guided by the parts-placement diagram shown in Fig. 3. Pay close attention to the placement and orientation of the on-board components. Be especially careful of the orientation of all polarized components (the diodes, IC1, and C1). When wiring the off-board components to the board, take note that T1's normal orientation is flipped; e.g., its low-voltage secondary is used as its primary (input).

When you've finished assembling the printed-circuit board and connecting the off-board components to the circuit, check your work for the usual construction errors—cold solder joints, misoriented or misplaced components.

Calibration and Setup. Once assembly is complete and you are confident that the project contains no construction errors, the Fusesaver should be calibrated. However, if you're willing to accept less accuracy, the current-setting potentiometers (R8–R13) can simply be adjusted as follows: R8 = 500 ohms, R9 = 1.8k, R10 = 4.7k, R11 = 7.9k, R12 = 11.1k, and R13 = 14.4k. Those resistances correspond to 0.5, 1, 2, 3, 4, and 5 amps, respectively. Any resistive AC load—such as large-wattage resistors or even combinations of light bulbs—is acceptable for calibration. If you use light bulbs, don't be fooled by the surge of current as the bulbs turn on. The bulb's cold resistance is less than its hot resistance, so the initial current flow can be surprisingly high. Using R8 as an example, the method of calibration is as follows:

Step 1: Connect a DVM or oscilloscope between IC1 pin 5 and ground.

Step 2: Connect a 0.5-amp resistive load to the test leads of the Fusesaver. With S3 in the 0.5-amp position and S2 in the RESET position, turn on the Fusesaver.

Step 3: Adjust R8 to its maximum value. Turn on the load. Switch S2 from the RESET to the TEST position. With that, current should flow through the load (LED2 will be on).

Learn Valuable Skills At Home In Your Spare Time...

Earn \$\$\$ As A PC Repair Technician!



Train with the world's acknowledged leader in home education to enter a fast-growing, high-paying computer career!

Now you can train quickly and easily to begin a successful career as a PC Repair Technician. ICS at-home training offers you complete, comprehensive, and affordable instruction that will prepare you for promotions, pay raises — even a new career — in less time than you ever thought possible!

Why pay more for an outdated PC? ICS shows you how to get the computer you want — at a price you can afford!

Unlike other schools, which include a generic, outdated PC with their PC repair training — and add as much as \$1,500 to their tuition fees — ICS lets you make your own decision. That's why our training is so much more affordable than theirs. Take advantage of the savings to buy a PC that suits your individual needs — or pocket the cash if you already own a computer.

What's more, ICS gives you invaluable instruction on how to make the best PC purchase. Your lessons teach you how to get the computer you want and give you tips on getting the best price and warranty.

PC Repair Technicians are in demand!

The U.S. Department of Labor forecasts phenomenal growth in this field in the years to come. With millions of PCs going online every year, the world needs men and women with the skills to keep them running. ICS will give you the skills to take advantage!

Only ICS — the world leader in distance education — offers you all these outstanding benefits:

- **Experience.** In our 100 years of existence, ICS has trained more than 10,000,000 students!
- **Recognition.** ICS training has been used by the employees of more than 2,000 leading companies, including IBM, AT&T, Xerox and Ford.
- **Accreditation.** ICS is nationally accredited by the Accrediting Commission of the Distance Education and Training Council in Washington D.C.



Call or send for FREE information — and start toward your bright future today!

Get the facts about ICS PC repair training. We'll send you a free information package that tells you how you can start toward an exciting, successful career as a PC Repair Technician.

Mail the post-paid card at left today!

**If card is missing, send coupon, or
CALL TOLL FREE:**

1-800-596-5505 EXT. 1020

**CALL ANYTIME —
24 hours a day, 7 days a week.**

<http://www.icslearn.com>

**ADVANCE YOUR CAREER WITH
A+ CERTIFICATION! ICS HAS
THE TEST PREPARATION
MATERIALS YOU NEED!**

A+ Certification is fast becoming the standard by which PC Repair Technicians are measured. In fact, many computer manufacturers and servicing companies won't hire you without it! ICS provides a valuable A+ Certification Test Preparation Kit along with our complete PC Repair Program, as well as making it available as a separate program. We want to make sure you get the credentials that will get you the job!

A+ Certification Program Sponsor

A+ Certification Program is an industrywide, vendor-neutral program developed and sponsored by The Computing Technology Industry Association®. The Computing Technology Industry Association® and A+ are registered trademarks. All rights reserved.

School of Computer Training
Dept. PEMSAT7S
925 Oak Street, Scranton, PA 18515

YES! Please send me FREE information about how I can learn PC repair skills at home. *No obligation. Please check one of the following:*

27 Send me information about the complete ICS PC Repair Program (includes A+ Certification Test Prep materials).

44 Send me information about the A+ Certification Test Preparation (materials only).

Name _____ Age _____

Address _____ Apt. # _____

City/State _____ Zip _____

Phone (_____) _____

November 1997, Popular Electronics

While noting the reading on your test instrument, slowly adjust R8 (in effect altering the gain of IC1-a) until RY1 switches the load off. The goal is to determine the exact voltage level at which RY1 is triggered. Repeat this step to be sure that the circuit is properly set. Now, repeat step 3, but this time leave R8 adjusted to a voltage about 20% less than the value needed to trigger the relay. Repeat steps 2 and 3 for each potentiometer, using the appropriate current levels for R9-R13.

Using the Fusesaver. Using the Fusesaver is a lot like calibrating it, except that there are no adjustments to make. Turn on S1 with S2 in the RESET position. Select the desired current level with S3. With the DUT turned off and unplugged from the AC outlet, connect the test clips of the Fusesaver to the fuse holder of the DUT. Plug in and turn on the DUT. Move S2 to the TEST position. If the DUT current is lower than the selected value, RY1 will energize, the DUT will remain connected to the AC power source, and LED2, the (green) RELAY CLOSED indicator, will be on. If the DUT current is higher than the selected value, the Fusesaver will disconnect the DUT from the AC power source, latch in the "fuse blown" state and LED1, the (red) RELAY OPEN indicator will then be on. Once the Fusesaver has been triggered, S2 must be moved to the RESET position to unlatch the unit before retesting the DUT.

You may notice that some devices trigger the Fusesaver's "fuse blown" state at lower current levels than expected. That's normal, and is similar to what happens when you use light bulbs to calibrate the Fusesaver. Many solid-state devices have a higher surge current while turning on than while working. (I wondered how disposable fuses dealt with that problem, and a cursory test found that standard fuses blow at a value up to a 50% higher than their rating. With slow blow, or time delay fuses, much higher peak currents can be accepted). You can compensate for the situation by selecting a higher current level when turning on the DUT, then reducing the level.

Books that Bridge Theory & Practice

Many electronics enthusiasts discovered that the bridge from classroom theory books to hands-on project building is difficult to span at times without a handy pocket guide. Even the equipment manual to operate a gadget often makes things murkier rather than clearer. A compact text authored by a seasoned expert with hands-on knowledge and a knack of writing in an easy-to-understand style is many times more valuable than the price of ponderous theory and equipment manuals or the parts for a project that could be damaged. Here's a sampler of some titles you may want to own!

ELECTRONIC HOBBYIST DATA BOOK—The info you need to transport you from the schematic diagram to project parts. Pin-outs, color codes, truth tables, parts parameters, etc. **Order BP396— \$8.95**

PRACTICAL INTRODUCTION TO SURFACE MOUNT DEVICES—A technology that spun off the automated assembly line into the grasp of experimenters and project builders. **Order BP411— \$8.95**

THE INTERNET AND THE WORLD WIDE WEB—The most difficult part of the Internet is its mystery. Erase the mystery and you'll become the super surfer with a little help from this book. **Order BP403— \$9.95**

PRACTICAL OSCILLATOR CIRCUITS—If your budding project requires an oscillator, you can design it and build it from the many types described here in a hobbyist-friendly style. **Order BP393— \$8.95**

EASY PC INTERFACING—Hot shot Pentium computers to the lowly XT slow poke can interconnect to the outside world to sense and/or control events governed by simple writable software and simple home-brew projects. **Order BP385— \$9.95**



BP396

BP411

BP403

BP393

BP385

Electronics Technology Today Inc. Number of books ordered
P.O. Box 240
Massapequa, NY 11762-0240 Amount enclosed \$

Please send me the following book(s) that I checked:

- BP396— Electronic Hobbyist Data Book— \$8.95
- BP411— Practical Introduction to Surface Mount Devices— \$8.95
- BP403— The Internet and the World Wide Web— \$9.95
- BP393— Practical Oscillator Circuits— \$8.95
- BP385— Easy PC Interfacing— \$9.95

Name/Company _____

Address _____ Apt. _____

City _____ State _____ ZIP _____

Sorry, no orders accepted outside the USA and Canada. All payments must be in US funds! NY state residents must include local sales tax. Allow 6-8 weeks for delivery.



Clear View TV and PC Softlens Picture Enhancement Filters

Two new products eliminate distracting and annoying glare from your TV screen or sharpen the definition of characters on your monitor screen.

You can go snow blind on a sunny winter day if you are not wearing proper shades (sun glasses). Your TV screen can be almost as bad, with glare and reflection bouncing off the picture tube's polished glass. You could close your shades and put out the lights—thereby eliminating stray light sources. That's tough to do in most homes. One solution to increasing your viewing pleasure is to eliminate reflections by adding a commercial tinted plastic.

Two New Products.

The *Clear View TV Softlens Picture Enhancement Filter* from Ergotech International worked well on our TV screen. The tinted plastic fits standard-size picture screens from 14- to 36- inches diagonally. Another product, the *Clear View PC Softlens Monitor Enhancement Filter*, shapes the definition of images on your computer screen. The PC filter adds *pop* to fuzzy characters and details that would ultimately cause eyestrain without the filter.

Installation. Before applying the Clear View TV or PC Softlens tinted plastic sheet to the screen of your monitor, turn off the unit's AC power. Two sheets of plain paper separate the two plastic sheets supplied. Take one sheet of paper for use as a template. Align one corner of the paper with the upper, left-hand corner of the screen. Holding the paper against the screen, score a crease in the paper by pressing your fingernail along all four sides of the screen's

edge, creating an outline for the template. Then cut the template just inside the crease mark and recheck the template's size on the screen. Place the tinted plastic (with the uncut plain paper underneath)



CIRCLE 88 ON FREE INFORMATION CARD

on a flat, clean surface. Now lay the template on top and cut the plastic to template size.

Thoroughly clean your screen surface with the cleaning pad provided. Check that there is no dust or lint on the tinted plastic. Dust or lint on the plastic or screen will cause bumps or bubbles when the job is done. Fill the plastic bottle with water. Spray a fine mist on the tinted plastic and on the top half of the screen. Do not use excessive water. Catch any water that runs to the bottom of your screen with a paper towel or lint-free cloth.

Place the tinted plastic on the screen with the moistened side against the glass. Take the supplied gold plastic card and, beginning 2 to 3 inches from the top center of the plastic and working upward

and outward, gently squeegee the excess water and air from under the plastic. Now continue to squeegee, moving the gold card from the center outward in a downward motion, until all of the excess water and air is removed. Do not press hard with the edge of the gold card while squeegeeing, or you may tear the tinted plastic.

When you are sure the screen is free of all water, turn on the appliance and look at the screen. You may have to goose up the brightness a bit to compensate for some light loss through the plastic, otherwise no other adjustment is required. Now look for those reflections and flares from bright lights that hinder TV viewing. Almost all of them should be gone, and

what remains is reduced to below the annoyance level. Also, check out the small print on your computer's screen—suddenly it's sharper!

The TV filters come in seven standard sizes beginning with 14-inch screens (all measurements are made diagonally), and that size sells for \$24.99. The largest TV filter is 36 inches and sells for \$44.95.

The PC filters come in four standard sizes; the 14-inch filter is \$29.99 and the largest (21 inch) sells for \$44.99. The filters are available from NESDA Network stores nationally or direct from Ergotech International, Inc. (30 Corporate Park, #300, Irvine, CA 92606; Tel: 714-252-1612; Fax: 714-263-0585; and e-mail: ergotech@concentric.net. Add \$5.00 for mail orders. California residents must add applicable sales tax.

LEONID METEORS: Celestial Fireworks, Satellite Killers—or Both?

Kirk A. Kleinschmidt, NTØZ

Around 3:30 AM Eastern Time on November 17, 1997, *Galaxy 5*, the venerable cable TV “super satellite,” orbiting Earth some 23,500 miles above the equator, was instantly destroyed when a small meteor no bigger than a grain of sand ripped through its innards with seemingly relativistic swiftness. Colliding with a combined velocity of more than 150,000 miles an hour, the grain itself was consumed in the plasma-hot furnace created by the kinetic encounter. A torrent of other nearby micrometeoroids would soon slash brilliant streaks across Earth’s nighttime sky as they burned their way into the atmosphere. By the end of this unlikely onslaught, six of Earth’s precious geosynchronous satellites would be destroyed or damaged.

On that night, television programs, telephone conversations, computer networks, radio stations and even encrypted images secretly sent from military spy satellites disappeared, as if switched off by some cosmic hand. If the comet, called Tempel-Tuttle in this modern era, had any intelligence as it rounded the sun yet again, perhaps it noticed that Earthlings were now venturing into space—and that they and their constructs seemed quite vulnerable in their new environment.

The Danger is Real. This fictional scenario is a bit dramatic, but as space scientists around the globe are confirming, the potential for destruction or damage to satellites (and other orbiting objects) from meteoroid collisions during



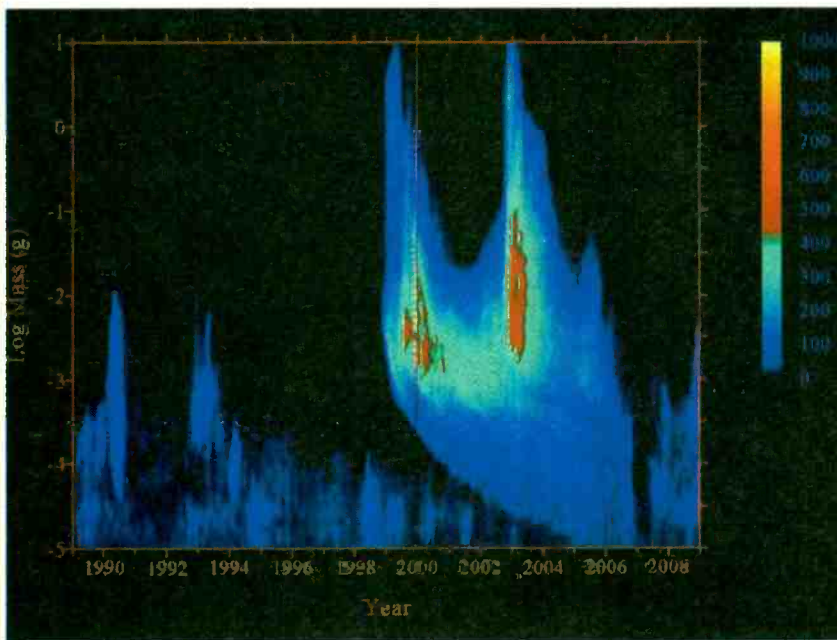
Will November’s Leonid meteor shower—potentially the most powerful of our modern electronic era—destroy Earth’s precious satellites and space stations? Much like the plot of a pulp sci-fi novel, comet Tempel-Tuttle will soon pass close to Earth. Sometime during the next four years, the regular November meteor shower—caused by Earth passing through the comet’s debris—could become a raging storm the likes of which no orbiting structure has ever encountered.

this November’s upcoming Leonid meteor showers is *very real*.

Satellites have recently been destroyed by micrometeoroids encountered during meteor showers far less active than those predicted for the 1997-2000 Leonids. And *Mir*, the Hubble Space Telescope, and US space shuttles have been visibly damaged by

debris and micrometeoroid collisions. What might happen to the more than 500 man-made satellites now in orbit during a meteor storm 10,000 times more intense than normal—with particle impact speeds exceeding 150,000 miles an hour? What indeed! Those conditions were measured during the tremendous 1966 Leonid storm, and scien-

MODELING THE LEONID STREAM



This figure summarizes the early computer modeling results of the Leonid meteor stream as performed by Peter Brown and the University of Western Ontario Meteor Group. The Y axis shows the logarithm of meteoroid mass (10 g at top and 10 micrograms at the bottom) and the X-axis shows the time in years. The diagram in total shows which mass of Leonid meteoroids is predicted to be encountered by the Earth and in what relative numbers according to computer simulations.

This diagram should be interpreted as the relative probability of encountering particles of a given mass in a given year by the Earth—it cannot make absolute predictions of the size or scope of any Leonid storms. The meteoroids shown were ejected from parent comet 55P/Tempel-Tuttle between 1666 and 1965 and are shown at the time they reach the descending node of their orbits (the time when they could encounter the Earth). *Figure courtesy of Peter Brown and the University of Western Ontario.*

tists are worried that we will see a repeat performance (or one or more showers of lesser, yet potentially destructive intensity) during the November Leonid showers over the next four years.

Physical collisions alone are cause for concern, but a second threat may be even more ominous. Because of the tremendous impact velocities involved (closing with the Earth at 71 km per second, the Leonids are the fastest-colliding cometary fragments known), the highly charged plasma clouds generated by the impacts of even extremely small Leonid particles may be powerful enough to destroy satellites that would have been minimally affected by the physical collisions. Considering the doubled danger of collisions and plasma threats—and the potential for one or more strong Leonid showers from 1997 to 2000—satellite operators are entering a stressful period.

Comets and 55P/Tempel-Tuttle

Most comets encountered by the Earth have relatively stable (although highly elliptical) orbits around the sun. Tempel-Tuttle's orbit traces a very narrow ellipse that rounds the sun and stretches out as far as the orbit of Uranus. The debris left behind by these periodic comets ends up as shooting stars and meteor showers each time the Earth intersects the comet's orbital path.

Several factors allow Tempel-Tuttle to produce periodic spectacles. The comet orbits the sun in nearly the same plane as Earth (inclined only 15 degrees) but *in the opposite orbital direction*, and it has a narrow, dense particle stream (the main stream is estimated to be only 22,000 miles across—consider the popular Hale-Bopp comet with a stream of several million miles long). These factors are exaggerated when the comet passes close to the sun, as it did

during the enormous meteor storms observed in 1833 and 1966, and as it will again in 1997-2000.

When the Earth smoves through Tempel-Tuttle's debris stream, the meteors and the planet are moving towards each other with a combined velocity of 71 km per second, or about 158,000 miles per hour. Imagine rear-ending another car on the highway. You're going 70 miles an hour and the car ahead of you is going 50 miles an hour. The difference is a manageable 20 miles an hour. You'll crash, but you'll probably survive. This is somewhat like what happens when we encounter debris orbiting the sun in the *same* direction as Earth motion. With Tempel-Tuttle, the collision is like crashing your car *head-on* into the supersonic *Concorde*—much more violent!

The 1966 Storm and What it Could Mean in the 1990s.

Although the much-heralded Leonids storm of 1833 was spectacular, the November 17, 1966, storm was probably as much as three times as intense, producing up to 150,000 "falling stars" per hour. According to meteorologist and Leonids expert Joe Rao, "In 1965, the year before the big display, Tempel-Tuttle passed very close to the Earth's orbit—little more than the moon's distance away." With Tempel-Tuttle returning to perihelion in late February 1998, the cycle may be starting again.

Peter Brown, a doctoral candidate at the University of Western Ontario (UWO) who specializes in the numerical modeling and analysis of meteor showers, says that during a storm on par with the 1966 spectacular, satellites are exposed in 30 minutes to the number of particles and micrometeoroids normally encountered in a full year.

So, will the killer meteor storm emerge to cripple our precious fleet of satellites, take down the Hubble Space Telescope or cause a tragedy aboard the space station *Freedom*? Or, like some years in the past when conditions should have been "perfect,"—will the storms fizzle and disappoint?

Nicholas Johnson, head of NASA's Orbital Debris Program, still characterizes meteor storm predic-

LDEF—A SPACECRAFT DESIGNER'S BEST FRIEND



Launched in 1984 and recovered by a 1990 shuttle mission, NASA's Long-Duration Exposure Facility (LDEF) gave scientists a lot of information about how materials such as aluminum, fiberglass, composites, glass laminates, ceramic, paints, polymers, thermal insulation, etc., hold up in the harsh "weather" of low-orbit space.

Since LDEF was recovered, scientists and NASA's Langley Research Center have been analyzing the results of the craft's 87 primary experiments. Many of the exposed surfaces, as shown in the accompanying figures, are acned with pits, craters and gashes left by micrometeoroids or other debris.

LDEF was intended to be spaceborne for only a year or so, but the 1984 *Challenger* disaster curtailed shuttle missions for several years, forcing LDEF to live up to the "L" in its name! With no means of relaying sensor data, scientists had to wait patiently to recover the experiments. *Photos courtesy of William Kinard of NASA's Langley Research Center.*

tion as a black art. "We just don't know exactly what's going to happen and when."

Death of a Satellite. Objects in orbit are constantly bombarded by very small particles. Space shuttle windows get "sandblasted" and pitted during missions and are routinely replaced before the craft is relaunched. Long-duration orbiters such as *Mir* have protective window covers to reduce cumulative micrometeoroid damage. The space station *Freedom* will even be armored to withstand the impact of a 1-cm aluminum sphere traveling at 10 km per second.

And while micrometeoroids don't usually destroy satellites on the spot, a large satellite was killed in such an encounter in 1993. The incident spurred Brown and other scientists to

study micrometeoroid streams more closely. The casualty was *Olympus*, a large communications platform operated by the European Space Agency. During the 1993 Perseids meteor shower (a minor recurring shower), an outboard solar panel was hit by a meteoroid. According to Brown, scientists think that the kinetic energy transferred during the hit spun the satellite off-axis. Had this been the extent of the damage, *Olympus* probably would have recovered. But as a result of the impact, a highly charged plasma cloud "bathed" the satellite and entered its internal structure, causing gyro errors. Ground-control operators eventually got the satellite stabilized and under control, but all of the satellite's station-keeping fuel had been burned during the recovery. The satellite was effective-

ly dead.

During the same 1993 shower a shuttle mission was delayed and the Hubble Space Telescope was positioned so that its powerful optics were aimed directly away from any incoming meteors. Later shuttle missions would reveal that the Hubble's high-gain dish antenna was cleanly punctured by a meteoroid (or orbiting debris), as were several *Mir* solar modules. Whether the hits took place during the Perseids shower isn't known.

Kinetic Encounters or Plasma Attack? When most of us think about particles hitting satellites we tend to imagine ballistic damage. Much like shooting a bullet at a target, we visualize meteoroids punching into satellites at tremendous speeds. We might even picture the

**TABLE 1
STRONGEST OBSERVED LEONID RETURNS SINCE 1799**

Year	Period of Occurrence (Activity > 10 times background)	Peak Hourly Rate
1799	Nov 12, 0712 - 1200 UTC	> 10,000
1832	Nov 12, 2136 - Nov 13, 0712 UTC	> 20,000
1833	Nov 13, 0712 - 1200 UTC	50,000
1866	Nov 14, 0000 - 0448 UTC	10,000
1867	Nov 15, 0712 - 1200 UTC	>1500
1965	Nov 17, 0224 - 1912 UTC	>5000
1966	Nov 17, 0936 - 1424 UTC	50,000

Note: This information was derived after examining the original sources. In this table, the Peak Hourly Rate is the number of meteors from the shower a standard observer would see under unobstructed skies with the radiant point overhead and the faintest star visible to the unaided eye. Table courtesy of Peter Brown, UWO.

**TABLE 2
PREDICTED LEONID SHOWER PEAK TIMES**

Year	Center of Predicted Peak Periods
1997	Nov 17, 1100 UTC
1998	Nov 17, 1702 UTC
1999	Nov 17, 2302 UTC
2000	Nov 17, 0517 UTC
2001	Nov 17, 1117 UTC
2002	Nov 17, 1731 UTC
2003	Nov 17, 2359 UTC

Note: These times assume that storms in the late 1990s will occur near the same solar longitude as the 1966 storm. The years 1998-2000 are most likely to show storm activity at some level, while 1997 and 2001-2003 are likely to show enhanced activity. Table courtesy of Peter Brown, UWO.

satellite breaking up or even exploding—like a scene from a James Bond movie. Ballistic damage is a pressing concern, especially when even a tiny, speck-like particle moving at an incredible velocity can pack as much punch as a tank round or a stick of dynamite. A particle's kinetic energy increases with the square of its velocity, and Leonid particles, with closing velocities much greater than those of typical meteoroids, can pack a tremendous punch.

In the realm of everyday physics this simple model makes sense, especially when a particle hits a thick, solid object such as the main body of a spacecraft or satellite. This allows the tremendous kinetic energy stored in the fast-moving particle to be transferred to the "target." Kinetic damage is bad enough, but Brown and his colleagues are more concerned about the plasma

clouds produced when superfast particles hit just about anything (such as those that may have been produced in the *Olympus* incident).

Understanding this mechanism is more difficult and not altogether intuitive. As scientists are discovering, slower, bigger micrometeoroids cause more kinetic damage and produce less "plasma effect" than faster, smaller particles. When particles collide at Leonid velocities, the physical matter simply "falls apart" and disintegrates into a charged plasma cloud before the bulk of its kinetic energy can be transferred to the target. Imagine a super fast ball pitcher throwing a baseball so fast that when the hitter smacked it dead to rights with his bat, instead of the cover being knocked off the ball, as in the old movies, the ball literally "poofed" into nothing (a plasma cloud) while the batter corkscrewed around as if he missed the

ball entirely!

The intensity of the plasma field generated on impact varies with the particle's velocity to the fourth power. It's amazing to think that a Leonid particle weighing a thousandth of a gram might strike the main structure of a satellite at over 150,000 miles an hour and leave only a microscopic pit in the paint—microseconds before consuming the satellite's electronic systems in a powerful plasma cloud—shocking it as though it had been struck by lightning!

A second effect of plasma clouds may be just as deadly. If the affected satellite survives the direct plasma pulse, it may still be destroyed or damaged by electrostatic discharges between its own components. In orbit, the vacuum of space is an excellent electrical insulator. Insulated spacecraft components such as antennas and solar panels gradually accumulate static charges picked up by "brushing against" the continuous stream of solar emissions, much like an airplane that becomes charged by flying ("frictioning") through the air. Under normal conditions these charges can safely accumulate. But when a satellite is enveloped by a highly conductive plasma cloud, the charged components can "flash over," potentially damaging or knocking out electronic circuits.

"At Leonid speeds," notes Brown, "meteoroid hits don't have to cause any mechanical damage to kill or damage a satellite. In fact, at 71 km per second, plasma damage may be much more of a problem than mechanical damage."

What's NASA Doing? Johnson, Brown and others are sifting through Leonid information on several fronts, and NASA is examining common sense preventive measures. Says Johnson, "Certainly there will be no scheduled shuttle missions or critical launches during the potential storm periods. And if astronauts are aboard the yet-to-be-launched space station, they may be moved into the station's protected internal areas during potential storm periods, or they may even be moved into the emergency crew-recovery

(Continued on page 57)


CHARGE~IT!

Today NiCd and Gel-Cell rechargeable batteries are found almost everywhere: in tools, computers, telephones, portable radios and TVs, flashlights, emergency lights, camcorders, toys! All those batteries need to be charged. If you bought anything with rechargeable batteries, a charger probably was included in the price of the unit. But if you built a project powered by rechargeable batteries, or replaced non-rechargeable batteries with rechargeable units, or if the original charger is lost or broken, you need a charger.

If your situation fits any of those scenarios, the *Charge-It* is for you. *Charge-It* will replenish nearly all rechargeable batteries. It has controls that let you set both maximum voltage and maximum current to match the battery being charged. The prototype unit was designed specifically for use with 6-volt NiCd and 12-volt Gel-Cell batteries, so it was originally built with preset charging voltages to accommodate those two types. However, in the present version, a third position on the function switch connects a variable voltage control into the circuit, allowing the circuit to accommodate other battery voltages. If desired, the circuit can be configured to provide additional presets or other voltages.

The maximum current is switch-selected in a 1, 2, 5 sequence from 10 mA to 300 mA, which gives a value near the recommended charging current for most batteries. In addition, *Charge-It* can be used as a current-limited, variable voltage (1.25 to over 20 volts) power supply. The current limiting ability is useful for testing circuits without overdriving (destroying) the circuit components.

If you like to take advantage of today's take-along amusement gadgets, but can't afford to buy batteries by the truckload, a few rechargeables and the dual-regulated charger for NiCd and Gel-Cell batteries described in this article is for you.



(IC1) is used as a current limiter. The LM317T limits the voltage between its output and adjust. terminals to 1.25 volts.

When the LM317T is used as a current limiter, a resistor is connected from the output terminal to the adjust. terminal, and the output is taken from the adjust. terminal. A six-position switch, S4, is used to connect the appropriate resistor in the circuit to provide the proper current limit. The resistors for the resistor network (comprised of R5 through R10) is selected by Ohm's Law for a voltage drop of 1.25 at the desired maximum current, using the formula:

$$R = V/I = 1.25 / I$$

In the current-limiting configuration, if the current starts to go over the limit, the LM317T reduces the voltage at its output terminal by reducing the output current, so that the voltage developed across the selected resistor is held to 1.25 volts. Resistors R5-R10 were computed from the above formula. The nearest standard 5% values were used. Components Q1 and R2-R4 form a circuit which lights LED2 when the current is at the limit.

A second LM317T, IC2, is used as an adjustable voltage regulator to limit the maximum output voltage to that specified for the battery being charged. It also sets the desired output voltage if *Charge-It* is used as a power supply. The preset output voltages are set by trimmer

potentiometers R14 and R15 for the 12-volt and 6-volt ranges, respectively. A panel-mounted potentiometer, R13 is used to adjust variable output range. Potentiometers R13, R14, or R15 are selected by range switch S3-b. Switch S3-a, when in the 12V position, grounds the negative (-) terminal of BR1, forming a full-wave bridge rectifier circuit.

potentiometers R14 and R15 for the 12-volt and 6-volt ranges, respectively. A panel-mounted potentiometer, R13 is used to adjust variable output range. Potentiometers R13, R14, or R15 are selected by range switch S3-b. Switch S3-a, when in the 12V position, grounds the negative (-) terminal of BR1, forming a full-wave bridge rectifier circuit.

More Money, Advancement, or a Computer Service Business of Your Own...

Get Results With NRI Training!

NEW!
Pentium®
200 MHz
Computer!

"NRI provided an excellent opportunity for me to get an education without changing my lifestyle or job. It helped me get a sizable promotion into the electrical maintenance department where I'm currently employed - with an increase in pay and status. I now make over \$7,500 more per year due to the course!"

S. O'Neal, Bristol, TN

"Just two years after finishing the NRI training in microcomputer servicing, I set up my own company. I contract myself out to several computer retailers as their service technician. I have control over my future and total confidence in my business."

V. Bender, Calgary, Alberta

"I recommend NRI to anyone looking for a change, success, and real challenge. Hands-on projects allow you to build on what you studied in the lessons - no better way exists to learn how to troubleshoot and service computers."

R. Buda, Tenley Park, IL

Course Includes P200 Computer, Windows 95, ForeFront Diagnostics, Netscape Navigator, and More!

NRI's highly acclaimed Discovery Learning Method - the learn-by-doing approach that gives you first-hand experience with the intricate electronics behind microcomputers - is the most effective way to learn a new skill. You start with NRI's Discovery Lab - a complete breadboarding system that lets you design circuits, modify them, and then diagnose and repair faults.

You then select a Pentium® computer for your training and future use. And now, with NRI's PC Options Plan, you choose the upgrades you want at special student prices.

- NEW! PC Options Plan!**
- 200 MHz or faster clock
 - 16 or more meg RAM
 - Super VGA color monitor
 - 33,600 or faster baud fax/modem
 - 1.6 gigabyte or larger capacity hard drive
 - 8X or faster CD-ROM drive

What's more, you perform diagnostic tests using the self-booting ForeFront diagnostic software and CD-ROM included in your course.

And now, as an added bonus, you get up-to-the-minute training on Windows 95, PC communications, and the Internet - plus Netscape Navigator™ Web browser software!

Train in the Privacy of Your Own Home

No prior experience necessary! With your personal instructor behind you every step of the way, you learn at your own pace, turning to NRI's Online Connection for online seminars, technical information, discussion groups, and more. No classroom pressures, no night school, no need to quit your present job until you're ready to make your move.

Take Advantage of Today's Money-Making Opportunities In Computer Repair

The Department of Labor forecasts over 220,000 jobs for computer service technicians by the year 2005. With the right training and skills, you can cash in on this wide-open opportunity. Only NRI prepares you for a full- or part-time job as a computer service technician - you even get A+ Certification tutorials on CD-ROM!

FREE Catalog Gives You the Whole Story - Call or Write NRI Today

If the coupon is missing, visit us on the Internet (<http://www.mhcec.com>) or write to NRI Schools, 4401 Connecticut Avenue, NW, Washington, DC 20008. For fastest service...

CALL 1-800-321-4634, Ext. 2770

SEND TODAY FOR FREE CATALOG!

NRI Schools

4401 Connecticut Avenue, NW, Washington, DC 20008

For career courses approved under GI Bill,
 check here for details.

Check one FREE career catalog only

MICROCOMPUTER SERVICING

Computer Programming

TV/Video/Audio Servicing

NEW! Introduction to PCs and the Internet

Networking with Windows NT

Desktop Publishing with PageMaker

Bookkeeping and Accounting

Visual Programming in C++

Mastering Microsoft Office

Name _____ Age _____
(please print)

Address _____

City _____ State _____ Zip _____

A Division of The McGraw-Hill Companies

Accredited Member, Distance Education and Training Council

0018-1197

PARTS LIST FOR CHARGE-IT!

SEMICONDUCTORS

IC1, IC2—LM317T adjustable voltage regulator, integrated circuit

Q1—2N3906 general-purpose small-signal PNP transistor

BR1—2-amp, 200-PIV, full-wave, bridge rectifier

D1—1N4001 1-amp, 50-PIV, silicon rectifier diode

LED1, LED2—low-current LED (see text)

RESISTORS

(All fixed resistors are 1/4-watt, 5% units, except where otherwise noted.)

R1, R4—5600-ohm

R2—9100-ohm

R3—3300-ohm

R5—130-ohm

R6—62-ohm

R7—24-ohm

R8—13-ohm, 1/2-watt

R9—6.2-ohm, 1-watt

R10—4.3-ohm, 1-watt

R11—22,000-ohm

R12—240-ohm (see text)

R13—5000-ohm potentiometer (see text)

R14, R15—5000-ohm, multi-turn, trimmer potentiometer

R16—3900-ohm

CAPACITORS

C1—2200- μ F, 35-WVDC, electrolytic

C2—C4—0.1- μ F, ceramic-disc

ADDITIONAL PARTS AND MATERIALS

F1—1-ampere, 125-VAC fast-blow fuse

PL1—AC plug and line cord

S1—SPST toggle switch

S2—DPDT, miniature toggle or slide switch

S3—DP3P rotary switch, (see text)

S4—DP6P rotary switch (see text)

T1—18-volt CT, 300-mA, step-down, power transformer (see text)

Perfboard (see text), enclosure, fuse holder, TO-220 heat sinks, tip jacks, banana jacks, knobs, wire, solder, hardware, etc.

connector. The connector is used to connect the charger to battery circuits equipped with that type of plug. In addition, tip jacks were also connected in parallel to allow the probes from a digital multimeter to be plugged into the output circuit to measure the output voltage.

Transformer T1 is an 18-volt AC, center-tapped, 300-mA power transformer—available from Mouser Electronics, Tel. (800) 346-6873, as

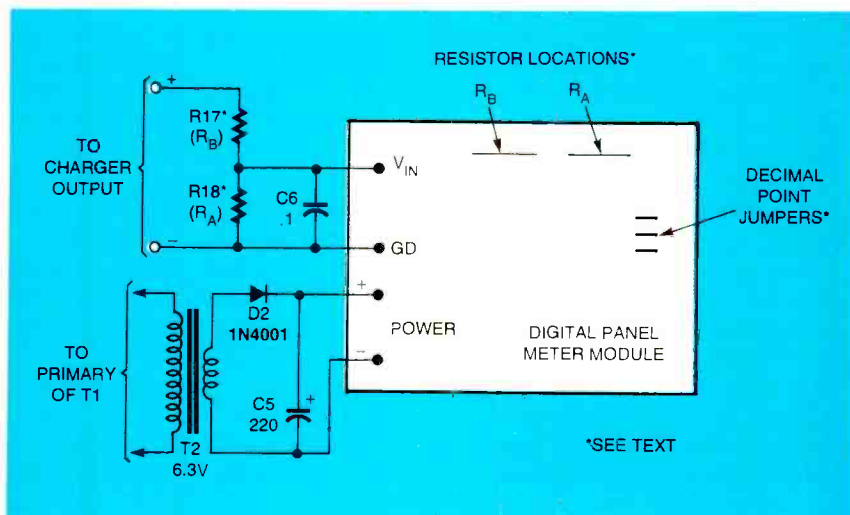


Fig. 2. Although Charge-It is equipped with tip jacks that allow you to plug meter probes into the circuit's output, you may want to go with a permanently connected voltmeter. Here we show you how to connect a low-priced digital panel meter to the circuit.

stock number 41FJ300. For higher output current, the Mouser 41FH600 (600 mA) or 41FJO10 (1.0 Amp) can be substituted. Of course, using a larger transformer will, most likely, necessitate the use of a larger enclosure. Larger heatsinks will also be required for IC1 and IC2. If a larger transformer is used, the 300-mA range setting of S4 will need to be changed to reflect the higher current range.

For a 600-mA transformer, replace R10 with a 2-ohm, 2-watt resistor, transforming the 300 mA setting to 600-mA. A 400-mA range could be added by substituting a switch with more positions for S4 and placing a 3-ohm, 2-watt resistor in series with that switch position. For the 1-amp transformer, suggested resistors are 2.4 ohms at 2 watts for a 500-mA range, and 1.2 ohms at 5 watts for a 1-amp range. To increase or decrease the number of preset voltages, a multi-position switch with more contacts than that specified can be substituted for S3.

Because it was difficult to adjust R13 when charging a single NiCd cell, the author modified the circuit by adding a 500-ohm potentiometer (call it R13-b) in series with R13, as a fine adjustment. That gives easy adjustment to the voltage needed, and fast change from a low to a high voltage.

Circuit Add-Ons. Although tip jacks for digital multimeter probes were connected in parallel with

the output connectors. If desired, a voltmeter, either analog (such as RadioShack 15-volt meter, part number 270-1754) or digital, could be built into the charger. Doing so would also require that the circuit be housed in a larger enclosure. A circuit for a digital meter, using one of the low-priced digital panel meter (DPM) modules that are currently available from a number of suppliers, is shown in Fig. 2. Unfortunately, most or all of the lower-priced DPMs require a floating power supply, isolated from both input terminals of the DPM. That requires a separate power transformer to supply the DPM. Transformer T2 in Fig. 2 is a 6.3-volt AC transformer. However, the center tap and one end of a small 12.6-volt transformer can also be used. If the DC output voltage is higher than 12 volts, a resistor should be connected in series with D2 to lower the voltage.

One-percent resistors R17 and R18 do not need to be the values specified in the Parts List. Any resistors with

TABLE 1—TYPICAL NlCd BATTERY RATINGS

VOLTAGE	AMP-HOURS
9V	65 to 100 mAh
N	150 mAh
AAA	180 to 220 mAh
AA	500 to 650 mAh
Sub-C	600 to 1000 mAh
C	1.6 to 2.4 Ah
D	1.6 to 3 Ah

a ratio of 99:1 can be used, giving a maximum meter reading of 19.99 volts. It is impossible to find any two resistors in standard one-percent values with a 99:1 ratio, so either R17 or R18 will need to be two resistors in series. Many DPM circuits have on-board locations for R17 and R18, often marked R_B and R_A . If R17 and R18 are not mounted on the DPM board, a jumper (if not already present) must be placed in the R_B position. There are usually three locations on the DPM board for decimal point jumpers. Which jumper is used for a 19.99-volt range varies from meter to meter. If the instruction sheet is unclear as to which jumper location is used, it can be determined by experiment. For additional information, see "Using Digital Panel Meters" (which appeared in the October 1996 issue of *Popular Electronics*).

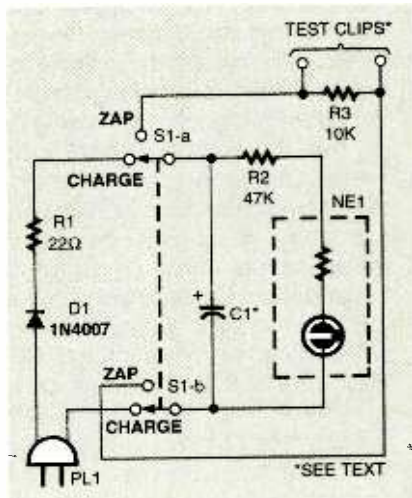


Fig. 3. Anyone who uses NiCd batteries is aware of their tendency to develop internal shorts. But with the circuit shown here, you can apply a high voltage pulse to a shorted battery, zapping the short into oblivion. The Zapper is designed so that the input voltage is never connected to the circuit's output terminals at any time to reduce the risk of electrical shock or damage to the battery.

Calibration And Use. Calibration is simple. Turn on the charger, with no battery connected, and adjust R14 and R15 for the required maximum output voltage. To use Charge-It for other voltage batteries, adjust R13 for the required maximum voltage before connecting the battery. For either preset or adjustable ranges, set S4 to the battery's maximum

charging current. (When using Charge-It as a power supply, set R13 for the desired output, and S4 to the maximum current of the circuit being powered.)

The next question is what is the correct voltage and current for battery charging? If available, use the battery manufacturer's specifications. If you don't have them, some data from commonly used batteries is given in Table 1. The usual recommended charging current for both NiCd and Gel-Cell batteries is one-tenth of the amp-hour rating. For example, a battery rated at 1000 mAh (1 Ah) would have a charge current rating of 100 mA. The Ah rating is marked on most Gel-Cell batteries, and many NiCd batteries. For a completely discharged NiCd battery, charge time at one-tenth the Ah rating is usually given as about 14 hours.

Maximum voltages are different if the charger will be left connected to the battery for an indefinite period ("floating charge"), or will be connected only for a limited charging time. The chemistry of Gel-Cells is similar to that of lead-acid automobile batteries, and the voltages are similar as well. For a Gel-Cell left connected to the charger, the usual voltage is 2.3 volts per cell (13.8 volts for a 12-volt battery). For a battery charged for a limited time, the usual voltage is 2.46 volts per cell (14.8 volts for a 12-volt battery).

For most NiCd batteries, the voltage is 1.35 volts per cell for a "floating charge," and 1.45 volts per cell for a limited charging time. "Fast-charge" NiCds use higher charging voltages and currents, but they can also be charged using normal voltages and currents.

Shorted NiCd Cells. One problem with NiCd batteries is the tendency for one cell in an otherwise good battery to develop an internal short. That's more likely to happen when the battery has not been used for some time or hasn't been completely discharged. The short is usually caused by the formation of metallic "whiskers" (dendrites) between the positive and negative electrodes of the cell. A number of circuits have been published to zap the whiskers inside the cell.

Some of the circuits are rather complex. Usually, a charged electrolytic capacitor is discharged through the cell to vaporize the short. A rather high voltage is required for best results. The circuit shown in Fig. 3 works very well.

Because the circuit is connected to the power line, it must be well-insulated from the user. The "Zapper" should be built in an all-plastic enclosure. A double-pole, double-throw switch is used for S1 so that output leads are never connected to the power line. It should be a good-quality standard size DPDT toggle switch rated for power line voltages. Although most miniatures are rated for power-line voltages, better safe than sorry.

PARTS LIST FOR THE NiCd CELL "ZAPPER"

RESISTORS

(All resistors are $\frac{1}{4}$ -watt, 5% units.)

- R1—22-ohm
- R2—47,000-ohm
- R3—10,000-ohm

ADDITIONAL PARTS AND MATERIALS

- C1—80 to 100- μ F, 250-WVDC electrolytic capacitor (see text)
- D1—1N4007 1-amp, 1000-PIV, silicon rectifier diode
- NE1—120-volt AC neon assembly (RadioShack 272-707 or similar)
- PL1—AC plug and line cord
- S1—DPDT toggle switch (see text)
- Insulated alligator clips, all-plastic enclosure, wire solder, hardware, etc.

Resistor R3 is included in the circuit to discharge C1 if S1 is flipped to the ZAP position with no NiCd cell connected to the circuit. The alligator clips used to connect the circuit to the battery should be insulated. Although there is no voltage across the clips, other than for a few seconds after S1 is moved from CHARGE to ZAP, caution still is needed. Resistor R2 is included in the circuit to reduce the voltage across NE1. If another type of neon assembly is used, it may be necessary to increase the value of R2. A 160-WVDC unit would probably work for C1, but since the charge on C1 will be about 165 volts for an AC line voltage of 120, a 250-WVDC unit is

(Continued on page 55)

ANTIQUE Radio

Firing Up Those 01-As

MARC ELLIS

For the past few months, I played hooky from the *Freed-Eisemann Neurodyne Model NR-5* restoration started in the July *Popular Electronics* issue, because I hadn't been able to get in much soldering-iron time. Now I'm back on track, and the concern this month is to work out a way to light the filaments, or "A"-supply of the set's five 01-As. An 01-A tube filament requires five volts at a quarter-amp of *direct* current—one-and-a-quarter amps for the whole set. Alternating current is not acceptable (the result would be a raucous hum in the speaker and not much else). So we can't light the filaments the easy way, from a transformer. In the old days, they used a six-volt car battery.

FILAMENT POWER OPTIONS

The last time I fired up the 01-As in a five-tube, three-dialer was back in the early 1960s. I was just becoming interested in antique sets, and had recently purchased the five-tuber at an antique barn in New England. I was able to purchase a discounted Eico model 1064 "battery eliminator and charger," a hefty hunk of iron weighing in at about 12 pounds.

That Eico DC supply could provide six volts at up to ten amps continuous and, according to catalog descriptions, "delivered the low-ripple DC necessary for servicing transistorized electronic equipment." Of course, it powered my five 01-As without even breaking a sweat, and the radio performed well with hardly a trace of hum audible in the speaker. I still have the Eico, and although it hasn't done much radio work for me in the intervening years, it sure has started a lot of cars!

BUILDING THE DC FILAMENT SUPPLY

Of course, I could also use the Eico for this project with no problems. Another good alternative, I suspect, would be one of the gel-cell rechargeable six-volt batteries (the kind used in emergency lighting systems) commonly available at electronic flea markets. I

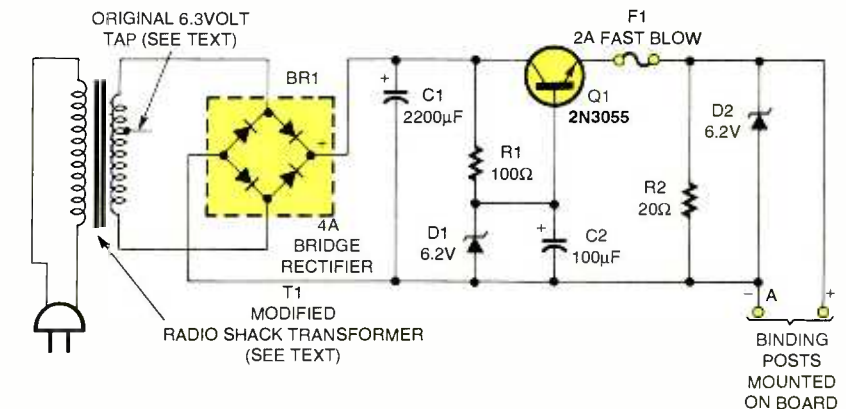


Fig. 1. Schematic of the "A" power unit with parts values noted.

decided to stick with the battery eliminator concept, but opted for something based on more current technology than the Eico. (Well, maybe it's not that current but, hey, I *am* the *Antique Radio* editor!)

The circuit I chose, shown in Fig. 1, is based on the one described in the article, "An Inexpensive Power Supply for Battery Radios Using Off-the-Shelf Parts," by Dr. Fred Archibald (*The Old-timer's Bulletin* of the Antique Wireless Association, November 1989). All of the parts for the supply were (and are) available off-the-shelf from RadioShack at very low cost. Interested readers should be able to duplicate it without too much trouble. The one small hang-up about this project is the power transformer. The good news is that it's a standard 12-volt, 1.2-amp center-tapped model. Dr. Archibald bought his at RadioShack (273-1352). The bad news is that he had to modify it to produce nine volts.

At that time, at least, those transformers had separate primary and secondary windings. It was easy to remove the tape from the secondary and remove 28 of its 116 turns to produce the required voltage (the end result was 9.4 volts.) I don't know if the current generation of RadioShack transformers are as easy to modify. However my junkbox yielded a substantial-looking transformer that had two center-tapped 6.3-volt windings. So I can use one winding and half of the other to deliver


the nine-plus volts. The transformer's other 6.3-volt tap was used to power a second, reverse-connected, 6.3-volt transformer for the high-voltage supply (to be discussed in a later issue).

The nine volts is then rectified by a standard bridge unit (I used a RadioShack 276-1173, rated at four amps); filtered by a 2200- μ F, 35-volt capacitor (RadioShack 272-1020); and regulated to 6.2-volts by means of a 2N3055 power transistor (RadioShack 276-2041), whose base voltage is controlled by a 6.2-volt Zener diode (RadioShack 276-561) in series with a 100-ohm resistor. The 2N3055 is rated at a whopping 115 watts, amazing considering its diminutive size. Dr. Archibald points out that the rectifier and transistor were deliberately "over-rated" to reduce "load-dependent voltage drop" that might make it difficult or impossible to properly adjust the set's filament rheostats.

If the regulating circuit should fail, you won't blow your hard-to-get and expensive 01-As. Another 6.2-volt Zener diode, connected across the output, forms a simple "crowbar" circuit. Should the output voltage rise above 6.2 volts, the diode would conduct heavily and open the two-amp fuse located ahead of it in the circuit before any damage could be done to the tubes.

CONSTRUCTION

I assembled the circuit on a small 53



Here's the unit as built in my shop. The transformer is not on board, but is mounted separately.

(approximately 7×2-1/2-inch) RadioShack experimenter's perf board (276-170). The board includes handy foil patterns on the back for making circuit connections. I used the foil for circuit wiring which did not carry appreciable current (such as the components in the base circuit of the 2N3055). All other connections were hard-wired, with the holes in the board used merely as pass-throughs.

The four-amp bridge rectifier was a little large and heavy to mount using the holes on the perf board, so I screw-attached a four-lug terminal strip at the end of the board to hold the component and conveniently make connections to it. Even though the 2N3055 regulator was to be run at a fraction of its current rating, I thought it wise to provide it with some type of heat sink. Here RadioShack let me down; they don't seem to stock a heat sink for that style case. So I installed the regulator through a small square of copper-faced PC-board material prior to mounting it on the perf board. I figured the copper would dissipate at least some of the excess heat.

A couple of heavy-duty binding posts, intended for connection to the radio's battery cable, were mounted on the end of the board opposite the bridge rectifier. The holder for the "crowbar-circuit" fuse, also mounted directly on the board, came out of my junkbox but is a standard type.


All components fit comfortably and neatly on this board (except for the

power transformer, of course, which was mounted separately), and there is very little more to be said about the wiring of this simple circuit. You'll find all the parts values directly on the accompanying schematic diagram of Fig. 1. The two capacitors are standard RadioShack 35-volt electrolytics. The 100-ohm resistor in the 2N3055 base circuit is the 1/4-watt type sold at RadioShack. The 20-ohm load resistor, however, dissipates about two watts of power. I paralleled a couple of 43-ohm, 1-watt resistors from my parts box to achieve the required resistance and power dissipation. They run pretty hot, but they're okay.

I'll decide on the "packaging" for this power supply after I complete the plate-supply board, which I hope to have ready for a later column. Being essentially a lazy type, I probably won't go for a fancy metal enclosure. The two boards and transformer will likely be mounted neatly, "breadboard style," on a piece of pine.

THE SMOKE TEST

With the wiring completed, I hooked up one of the secondaries of my dual-six-volt transformer to half of the other secondary to obtain the required nine volts (closer to 10 volts with no load) for the input of the bridge rectifier. On my first try, as luck would have it, I hooked up the secondaries in "bucking" configuration and ended up with three volts. However, I quickly reversed one of the windings, and that



Just for fun, here's a look beneath the cover of a Cooper "A" eliminator build in 1927. The large oblong housing on the bottom deck is the power transformer; the filter caps are in the can just ahead of it; the large cylindrical objects on the top deck are filter chokes.

took care of the problem.

Inserting a two-amp quick-blow fuse in the holder, I checked the output of the supply with my DVM. Eureka! 5.2 volts and no sign of smoke. Looking about for a test resistor that would present the same amp-and-a-quarter load as five 01-As, I came up with a heavy-duty rheostat of about 10 ohms resistance from my junk box. I set the rheostat for full resistance and connected it across the supply in series with a DC ammeter. Then I slowly decreased the resistance until the meter registered an amp-and-a-half. The voltage came down just a very little (perhaps a tenth of a volt). In a few minutes, the case of the 2N3055 and the copper PC board "heat sink" were warm to the touch. In a few more minutes, they were so hot I couldn't touch them at all. I was certainly glad that I had provided a heat sink, even if it is a perfunctory one. I can't imagine how hot this little unit would get when passing the 15 amps it is supposed to be able to handle!

Those who intend to duplicate this circuit should probably try to make a better arrangement for heat dissipation than I did. The original builder of this circuit used a metal enclosure and mounted the 2N3055 on that. However, I did leave the supply on, delivering one-and-a-half amps to the test resistance, for at least an hour. The voltage and current stayed constant, and nothing burned out or smoked.

Curious to get some idea of the "hum content" of the power-supply voltage, I connected a pair of standard 2000-ohm headphones (in series with a 0.1-µF to keep out the DC) across the output and listened intently. There was a very muted hum, but it definitely was not objectionable. Actually, I suspect

that the hum might be even lower under actual receiving conditions because the "heat inertia" of the 01-A filaments will have something of a filtering effect.

"A" ELIMINATORS THE OLD WAY!

Comparing this small circuit board and moderately-priced power transformer with the Eico eliminator/charger that I used for "A"-power 35 years ago, I was quite impressed at the reduction in size, weight, and cost! But, just for fun, let's go back double that number of years and see what an "A" power eliminator looked like 70 years ago. Here's an excerpt from a product description of an "A" battery eliminator offered in 1927 by Cooper Corporation at a cost of \$87.50 (pre-inflation dollars):

"This "A" power eliminator really eliminates the "A" battery by converting the alternating house current for direct lighting of standard five-volt radio tubes. The action that takes place in it is purely a transformer-and-rectifying one, wherein the 110-volt AC is stepped down to a lower voltage, rectified, and its pulsations then ironed out by a filtering system of "brute" dimensions ... The use of the unit entails no revision of the filament circuit of the receiver. The containing case is made of 16-gauge steel finished in sagebrush green, and is 9 inches wide, 9-1/2 inches high, and 13-3/4 inches long. It weighs 52 pounds complete."

May the glowing embers of these filaments keep you warm—see you next month!

CHARGE IT

(continued from page 52)

listed is specified in the Parts List.

Even if the battery is completely discharged, the voltage of a NiCd battery will usually rise to 1 volt per cell or more after charging for a few minutes. If it does not, there probably is a shorted cell. It is necessary to access the terminals of the cells in the battery to find the shorted cell and to "Zap" it. A shorted cell will have a voltage close to zero. If the battery is shrink-wrapped, small holes can be cut in the wrap to access the outer casing of each cell (usually the negative terminal). If the battery has a hard plastic case, there is usually some way to open it so that it can be reassembled. If you can't, it wasn't useable anyway with a shorted cell, but you may be able to use the cells somewhere else.


The Zapper is connected to only one cell at a time. For a single cell that does not have wire or metal strip connectors, place the cell in a plastic battery holder. For shrink-wrapped batteries, a short bare wire or a safety-pin can be used as a connector for the Zapper. Connect the clips to the bad cell, plug in the Zapper, and flip the switch from CHARGE to ZAP once or

PARTS LIST FOR THE DIGITAL PANEL METER

- C5—220- μ F, 25-WVDC, electrolytic capacitor
 - C6—0.1- μ F, ceramic-disc capacitor
 - D2—1N4001 1-amp, 50-PIV, silicon rectifier diode
 - R17—1-megohm, 1/4-watt, 1% resistor (see text)
 - R18—10,100-ohm, 1/4-watt, 1% resistor (10,000-ohm in series with 100-ohm, see text)
 - T2—6.3-volt step-down, power transformer (see text)
- Digital panel meter module, wire, solder, hardware, etc.

twice. There will be a "pop" if the cell is shorted.

When you think the short has been cleared, connect Charge-It to the cell. If the short has, in fact, been cleared the cell voltage will rise to one volt or more. If a cell has been Zapped, or otherwise completely discharged, the initial charging current may be low. Unless the cell is dried out or otherwise ruined, the current will rise after a few hours, and it will charge normally. The charge time can be shortened by using a higher than normal voltage (up to 1.65 volts) to bring the charging current up to normal for that cell. After an hour or two, reduce the voltage setting to normal and continue charging the cell. ■



Shown here are the innards of the authors' prototype. The unit was hard-wired into its plastic enclosure and the components interconnected with hookup wire. Note that the two trimmer potentiometers (R14 and R15) were glued to the inside wall of the enclosure and connected to the other components using point-to-point wiring techniques.

Pete's Wholesale

Wholesale distributors of cubes and one piece units works on all major systems call us last for the best price!

800-763-7277

Get your copy of the CRYSTAL SET HANDBOOK



Go back to antiquity and build the radios that your grandfather built. Build the "Quaker Oats" type rig, wind coils that work and make it look like the 1920's! Only **\$10.95** plus **\$4.00** for shipping and handling. **Claggg Inc., P.O. Box 4099, Farmingdale, NY 11735, USA** Funds ONLY! USA and Canada—no foreign orders. Allow 6-8 weeks for delivery. MA01

SCANNER SCENE

Fast-Talking Fast-Food Clerks

MARC SAXON

RadioShack's PRO-2045 desktop unit responds to many scanning needs. It's reasonably priced, feature-rich, and compact—the factors most monitoring fans would agree spell out “desirable.” The PRO-2045 offers 200 memory channels set up in 10 banks of 20 channels. Then, there are another 10 monitor memories for temporary storage of newly discovered active channels. Frequency coverage? Oh, yeah! The VHF low band (29–54 MHz), the VHF aeronautic band (108–137 MHz), the VHF high band (137–174 MHz), the UHF military aeronautic band (216–400 MHz), the UHF/UHF-T land-mobile bands (400–512 MHz), and from 806 to 1000 MHz (less the cellular bands, which are factory locked-out, per federal regulations). It scans at 50 or 100 channels per seconds, but it can operate at either 100 or 300 channels per second when in search mode.

An advanced triple-conversion circuit provides fine performance with minimal image interference. Intermediate frequencies are at 380.7 MHz, 10.85 MHz, and 450 kHz. FM sensitivity (with a signal-plus-noise to noise ratio of 20 dB) is 0.5 μ V below 54 MHz, 0.6 μ V in the high and UHF bands, and 0.8 μ V above 800 MHz.

Features? It's got plenty of those, too. There's instant weather-band access, including the ability to sound an alarm if NOAA transmits a severe-weather-alert tone. You get no less than 10 priority channels, a reception counter that lets you know how many hits you've gotten on each programmed channel, a variable signal attenuator, and a lock-out review. The PRO-2045 lets you skip over non-voice data signals and gives you the ability to lock out unwanted frequencies while searching. Frequencies can be selected in several ways, including using the keypad or the rotary tuning knob. An optional extra that RadioShack offers is a Continuous Tone-Controlled Squelch System (CTCSS) board that allows you to set memory channels to activate only when the specified tone appears on those channels.

The PRO-2045 sounds like a lot of receiver, and it is. Yet it carries a catalog price of \$349.99. The CTCSS board costs about \$40 more. Check it out at any RadioShack.

SCANNING, ON A BUN?

We continue to receive at least a dozen letters each month either contributing fast-food drive-up window information, or else asking if we know why those frequencies continue to attract a cadre of devoted listeners.

Well, they can be rather interesting to monitor at times because the clerks often make rude or off-color remarks about the customers waiting in line or being served. The real fun, we hear, comes when you freak out the clerks by commenting on something they said about the previous customer. That's when they start worrying if they said something that went out over the intercom to the customers. It has a chilling effect, especially if they have also been commenting about the boss!

These are low-powered communications of very short range, so you might not be able to copy them from more than a block or two away. Most scanner directories don't list these stations. The customer's microphone is always open when a car is present. The employee has to push one of two buttons to talk. The use of CTCSS tones permits one

button to be used for internal communications while the other puts them through to the customer.

While each fast-food chain has different combinations of customer and clerk frequencies, some chains seem to prefer certain ones. For instance, Arby's often seems to use 30.84 MHz for the customers and 154.57 MHz for the clerks—although you'd really only want to monitor the clerk's channel.

Two popular Burger King channels are 465.8876 and 467.7875 MHz. McDonald's seems to like 151.895, 154.60, 170.245, and 171.105 MHz. Wendy's appears to prefer 465.8875 MHz.

For general searching out of miscellaneous establishments, here are popular channels reported to be used by clerks at various chains: 151.895, 154.515, 154.54, 154.57, 154.60, 169.445, 170.245, 170.305, 171.105, 171.905, 461.0875, 464.0125, 464.1875, 464.925, 465.8875, 466.1625, 467.1625, 467.7375, 467.75, 467.7625, 467.80, 467.8125, 467.825, 467.8375, 467.8875, 468.2875, and 469.9625 MHz.

NEW PLACES TO MONITOR

The FCC is now processing public-service applications in the 821 to 824 MHz and 866 to 869 MHz bands. Applications were accepted from the



The Pro-2045 is an affordable, full-featured desktop unit from Radio Shack.

western counties of upstate New York and the Philadelphia, Pennsylvania area, but the FCC noted that 800-MHz frequency assignments in some areas around Philadelphia have already been depleted. The agency specifically discouraged applications in the Philadelphia metro area.

Willie D., in the Big Apple, wrote to ask about the frequency to monitor in order to hear the Emergency Medical System (EMS), the NYPD Special Operations Division (SOD), and the highway units. The SOD, which includes the exploits of the Emergency Service units, can be monitored on 470.8375 MHz. The NYPD Traffic division operates highway and traffic units on 470.8625 MHz, with plate checks and related data on 476.7375 and 478.8675 MHz. The New York Fire Department's

EMS in Manhattan South operates on 860.7375 MHz, Manhattan North is on 855.4575 MHz, and Brooklyn and Staten Island are on 854.9875 MHz. There are also trunked operations on 854.9875, 857.9875, 858.9875, 859.9875, and 960.9875 MHz.

THUNDERBIRDS

The US Air Force Thunderbirds are almost constantly on tour performing in visiting air shows. These folks make much use of communications, and we frequently hear from readers asking for their latest listings of frequencies. The information we have, which was compiled from various sources, says that they often select from the following frequencies: 66.90 (FM), 120.45, 123.45, 124.25, 134.1, 138.875, 140.40, 141.85, 148.55 (FM), 236.6, 241.4,

241.6, 250.85, 273.5, 283.5, 294.7, 295.7, 322.3, 322.6, 382.9, 394.0, and 413.025 (FM) MHz. With the exception of the three channels indicated as "FM," all are in AM mode. The 148.55 and 413.025 MHz channels are used by maintenance and other ground-support activities.

GIVE US A HAND!

Be a big part of our column by passing along your favorite frequencies, new discoveries, scanning-related information, and suggestions! Your contributions help us keep our column useful and current. Just mail your information to *Scanner Scene*, **Popular Electronics**, 500 Bi-County Blvd., Farmingdale, NY 11735. We also invite you to send everything to our column by e-mail at sigintt@aol.com. ■

LEONID METEORS

(continued from page 45)

modules for the relatively short-duration peak periods."

NASA is also carefully analyzing all existing Leonid data to improve its prediction methods and models. A new meteor radar system is also being used to improve the agency's meteor-rate predictions versus actual post-event observations.

Minimizing Threats. When deadly particle streams threaten, turning a satellite's solar arrays parallel to the incoming meteor stream is probably the best action. Measuring 60 feet across or more, solar arrays usually have much more surface area than the satellite's core. This protective measure isn't practical if the satellite's batteries can't tolerate reduced charging current while the array is pointed elsewhere.

Other protective measures include stowing retractable extremities; shutting protective covers, hatches and doors; rotating sensitive instruments and sensors away from the particle stream, and so on. Considering the velocities involved, most satellites are sitting ducks!

The Bottom Line. What are the *real* odds of a spacecraft colliding with a Leonid meteoroid? Hard data is scarce. Orbiting structures vary in

LEARNING ABOUT AND OBSERVING THE LEONIDS

There's a lot of material available to those who want to learn about the Leonids and other comet/meteor shower topics. Those with Internet access can pore through reams of interesting information. To get started, try Gary Kronk's Meteor Links page at <http://medecine.wustl.edu/~kronkg/metlink.html>, the home page for the International Meteor Organization at <http://www.imo.net/>, or the home of the North American Meteor Network at <http://www.medecine.wustl.edu/~kronkg/namm.html>.

Joe Rao's excellent article, "Leonids: King of the Meteor Showers," appeared in the November 1995 issue of *Sky & Telescope*. For many readers, Joe's article and "Planning Your Leonid Watch," in the same issue, will amount to "one-stop Leonid shopping."

size, and satellites over different parts of the globe see widely varying particle rates. We know that if the Leonids storm in at their 1966 level or better, satellites exposed to the stream will encounter meteoroid and impact probability levels some 10,000 times greater than normal. We also know that there is at least a reasonable chance that this may occur during the Leonid showers over the next few years.

Brown, using 1966 rate data, calculates an impact probability of approximately 0.1% per hour for a satellite of "standard area" (10

square meters) exposed to peak-rate particle streams. Many satellites are much larger, especially when their solar arrays are exposed to the stream. An impact probability of 0.1% per hour doesn't sound all that risky, but when you consider that, according to Brown, a satellite of standard area normally has a 0.07% impact probability per year, the meteor storm figure stands out.

What about bigger orbiting objects? Brown's analysis of the space station *Freedom*, with an exposed area of almost 500 square meters, suggests a Leonid-storm hit probability of about 0.5%, with a maximum risk of 1%. This figure assumes the station's heavy shielding and estimates the risk associated with a *critical* impact. Its chances of being hit by smaller particles may be greater. And how the station may be affected by potential plasma discharges is unknown.

Even with impact probabilities that seem mathematically insignificant, there are hundreds of objects in orbit, each one a potential target for the fast-moving Leonids. Even if every satellite and space station survives this storm period unscathed, the problems produced by debris and micrometeoroid collisions will follow mankind into space. Until we can protect our orbiting structures and space vehicles with certainty, we'll just have to watch the heavens to see what happens! ■

Think Tank

Audio Circuits for the Musician

JOHN J. YACONO
LAB TESTING COORDINATOR
WINDOWS MAGAZINE, IEEE

This month, for the music buffs out there, we have a mixed bag of audio circuits that we will explore. But first let's pick up where we left off on power-supply circuits. So far we have seen how transformers are used to reduce voltages to levels used by low-power circuits (as opposed to major appliances, AC motors, and other heavy-duty devices). We've also shown how diodes rectify (or steer in one direction) current from transformers to convert sinusoidal AC into pulsating direct current. But most devices cannot use a pulsating DC power source—it is an intermittent source of current—and that's where capacitors enter the picture.

Pulsating DC is typically smoothed or filtered by capacitors in order to keep the output voltage of a supply somewhat constant. To see how that works, look at Fig. 1. Both circuits show capacitors being fed pulsating DC. The waveforms on the left of the figures (the inputs to the circuits) show what the input to the circuits would look like if the capacitors were not present to filter the pulses. As you can see, the capacitor in Fig. 1A receives half-wave rectified current, and the capacitor in Fig. 1B receives full-wave rectified current. The capacitors modify the pulses as shown in the outputs of each circuit.

For both circuits, the interaction between the input current/voltage and the capacitor is the same. When the input voltage rises high enough, the rectifier circuit charges the capacitor while supplying current to the load. When the rectifier circuit's voltage drops below that of the voltage stored on the capacitor, the capacitor steps in for the rectifier circuit, and starts discharging current to load. Eventually the rectifier circuit voltage increases again, charging the capacitor and driving the load, and the cycle repeats. Note that while the capacitor helps smooth the output voltage waveform, it does not entirely eliminate the variations in voltage. The remaining undulation, or voltage "droop", is called ripple.

Since a capacitor fed from half-wave rectified DC must wait longer between charges than it would in a full-wave rectified circuit, the output voltage will exhibit more ripple for a given load and input current. So half-wave rectifier circuits should only be used when the load is either very forgiving of changes in the supply voltage or draws very little current between charging cycles. Otherwise the little amount of money you save by avoiding a full-wave rectifier will be spent getting a large enough filter capacitor and a transformer with a high-enough current rating to charge it while powering the load.

The filter capacitor of a full-wave rectifier circuit charges twice as often as in a half-wave circuit, and produces less ripple for the same capacitor value and load current. The capacitor does not discharge as deeply, saving it stress and conserving power that would otherwise be lost in the dielectric. The capacitor requires less charging current, therefore reducing the output current requirements and cost for the supply transformer. Since they can generate the same value of ripple as a half-wave circuit with a smaller value capacitor, the capacitors are smaller and cheaper, too. Full-wave rectified circuits tend to make cost-effective power supplies for

circuits that can handle at least small levels of ripple. And there's a simple formula for determining the value of capacitance needed for such full-wave rectified circuits. For a given voltage variation, or ripple, (ΔV) in volts peak-to-peak, the corresponding value of capacitor must be greater than the value shown below:

$$C = (5317 \times I) / (\Delta V)$$

where I is the load current in amperes (at a 60-Hz supply frequency), ΔV the desired ripple voltage (with full-wave rectifying, this is at a frequency of 120 Hz), and C the minimum required filter capacitance value (in μF). For example, to have a 1 volt peak-to-peak ripple when the load current is 2 amperes, you should use a shunt capacitor greater than 10,634 μF . The closest standard value (on the high side) is 12,000 μF .

A better solution to this overall design would be to use a smaller value capacitor, and tolerate a larger amount of ripple, but follow this filter with a linear regulator which would remove the ripple and regulate the output voltage. But let us save this concept for a later date. Now let's get to the mailbag!

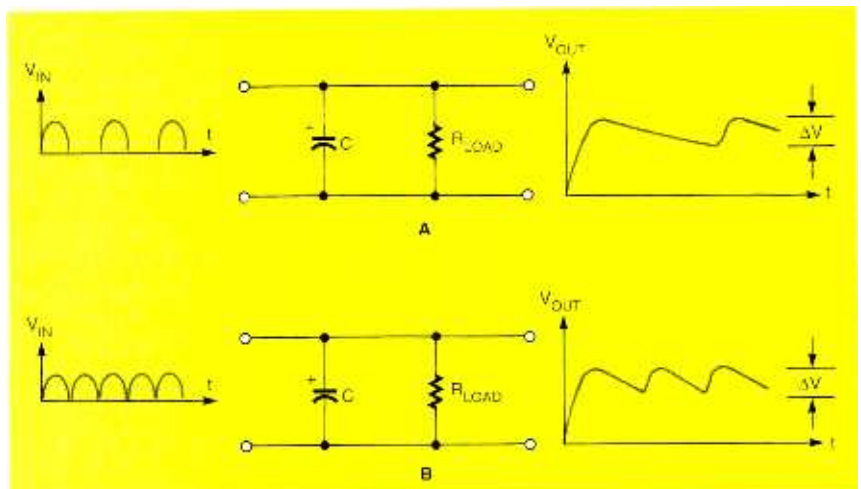


Fig. 1. The capacitor input filter is shown smoothing the input pulsating DC. Output voltage ripple (ΔV) with the half-wave rectified signal in (A) is double that of the full-wave case in (B). Using large value capacitors will reduce this ripple at the supply output.

REVERB MADE SIMPLE...SIMPLE...SIMPLE

Reverberation, or "reverb" is an echo that mimics the acoustics of an auditorium. Old tube amplifiers used "springline" reverb, which was two electromagnetic transducers separated by springs. One transducer was an "emitter;" the other was a "pickup." The sound was literally bounced back and forth across the spring, creating the echo. Today's solid-state reverb units, used in synthesizers and such, require no wiggling springs, but often need complicated electronic circuitry. The piezo reverberation unit shown in Fig. 2 is an unusual electromechanical blend of both worlds—a spring creates the echo while a solid-state piezo disc picks up the echo!

I got the idea for this weird gadget while toy shopping with my son. The store had these large microphone-like toys that, when spoken into, added an echo. A clandestine shake disclosed the presence of a spring. So I bought two, one for my son to yell into and one for me to disassemble. Inside the unit I discovered that a thin plastic diaphragm coupled the sound waves onto the spring, which in turn resonated and moved the diaphragm to produce the echo.

To build this piezo reverb, you can get one of these toy microphones for just a couple of dollars at a toy store, open it up and remove the spring and two spring hooks. Note the stretched spring length before discarding the diaphragm and enclosure. Next, get

two small steel "L" brackets. Attach them to a wood board, spacing them the same distance apart as the spring was stretched inside the toy. Using two-part epoxy, glue the back of a 1-inch piezo disc to the inside of one "L" bracket upright. Glue a hook to the top of the other bracket. When the glue is hardened, suspend the spring between the brackets via the hooks. This whole assembly can be mounted temporarily or permanently outside or inside a speaker enclosure or amplifier with speaker. Next, add shielded wire to the piezo leads, connect these leads to a

preamplifier, followed by a mixer to mix this input with the original signal, and apply the composite signal to a power amplifier. During initial tryouts, keep the reverb signal level low to avoid feedback problems.

—Nick Cinquino, Schaumburg, IL

Those who'd like to try this, but can't find the toy, can use any long, very lightweight spring. You might have to spread the windings by clamping one end in a vise and pulling on the loose end. Piezo discs are readily available from All Electronics (800-826-5432). A friend of mine made

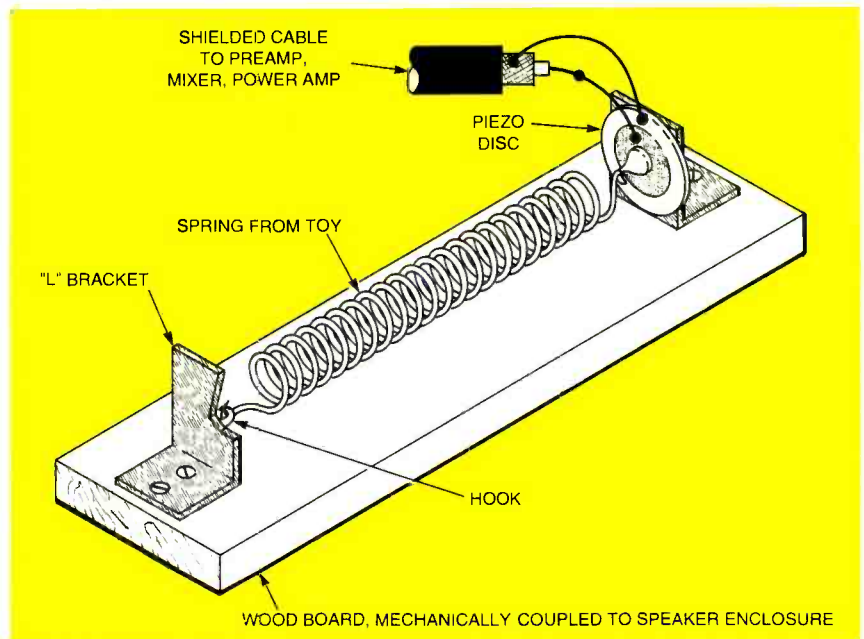


Fig. 2. Although this project is fashioned from a toy, it can add a professional touch to your music system. When the electromechanical assembly is mounted with a speaker or amplifier, listen for the reverberations.

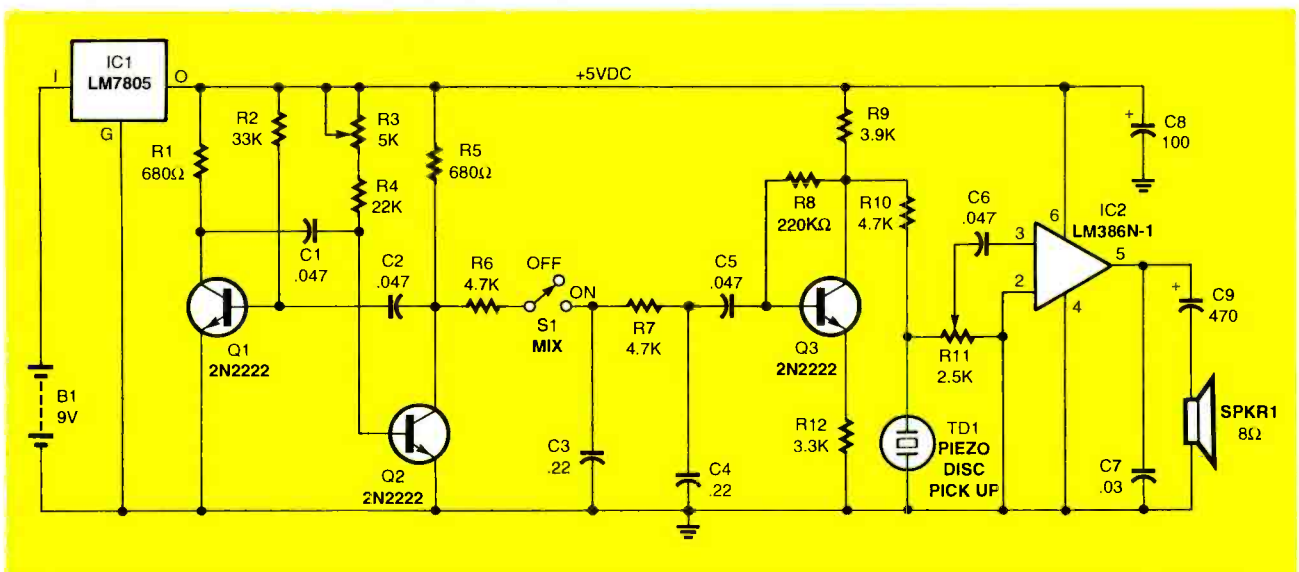


Fig. 3. This neat circuit provides dual functions for the budding musician. The external pickup can be fed directly to a power amplifier or mixed with a precise 440-Hz "A" tone.

something like this and installed it in a long cardboard tube left over from some paper towels. The results are fairly weird and fun.

MIX IT UP

Here's a schematic (see Fig. 3) for a fun little "Swiss-army knife" circuit for musicians. It produces a 440-Hz "A" tone for tuning, with near-sine wave quality. But it can also pick up the vibration of a tuning fork or musical instrument and convert it into sound, or mix it with the 440-Hz tone for comparison by listening to the beat-frequency.

This circuit is handy for several purposes: to directly tune an instrument by ear with the 440-Hz tone, to listen for an obvious beat frequency when electronically mixed with the circuit signal, or to check the accuracy of a tuning fork (I have one that prefers to resonate at 446 Hz!). Also, some weird sounds can be produced by mixing a tuning fork or musical instrument tone other than the oscillator's 440-Hz tone.

Here's how it works. A 9-volt battery is the power source, and a LM7805 IC 5-volt regulator keeps the voltage steady for oscillator accuracy. Transistors Q1 and Q2 form a square wave oscillator. Potentiometer R3 controls the frequency from about 420 to 460 Hz but is carefully adjusted to 440 Hz during construction. The wave is then heavily filtered to near sine-shape by resistors R6, R7 R8 and capacitors C3,

C4, C5 at the oscillator-stage output. When mixing is desired, SPST switch S1 passes the 440-Hz sine wave into the preamplifier, Q3. The signal from the piezo disc, which is used as a microphone pickup, is applied at the output of Q3. R11, a 2.5k-ohm potentiometer, is the volume control for the LM386 audio power amplifier. In the mix mode, both the 440 Hz-tone and the piezo disc input combine together and are amplified. When mixing is not desired, then only the piezo disc's input is applied to the power amplifier.

A couple of construction notes. Stick a piece of black vinyl electric tape over the piezo disc to protect the top metal finish. A frequency counter is necessary to adjust the oscillator to exactly 440 Hz. Simply place the counter in parallel with the speaker. Small musical instruments, like a violin or guitar can be rested directly on the piezo disc. Naturally, in the case of pianos and bull-fiddles, you'll want to press the piezo against the instrument. A final note—the circuit is temperature sensitive, so adjust and use it only under room temperature conditions.

—Nick Cinquino, Schaumburg, IL

I haven't seen anything like this circuit before. I suppose NPO capacitors would reduce the circuit's temperature sensitivity a bit, which might be nice. All the semiconductors listed have equivalent substitutes by Thompson. The LM7805 cross-references to a

SK3591, while the 2N2222 transistors are SK3444, and the LM386N-1 IC is a SK9210.

ONE-CHIP EQUALIZER

In response to the request for an equalizer in "Music for Pleasure," Letters, May 1997, the circuit in Fig. 4 is a pretty straightforward design. The three-band equalizer can be built and operational in about an hour. The circuit uses a single LF347 quad low-noise

PARTS LIST FOR THE ELECTRONIC BONGO (Fig. 5)

SEMICONDUCTORS

IC1-IC3—LF353 dual operational-amplifier JFET input (Thompson SK7641, or equivalent)

RESISTORS

(All fixed resistors are 1/4-watt, 5% units.)

R1, R2, R5, R6, R9, R10, R13, R14, R17, R18—47,000 ohm
R3, R7, R11, R15, R19—10,000 ohm
R4, R8, R12, R16, R20—25,000 ohm linear potentiometer
R21-R25—1800 ohm
R26-R30—15,000 ohm
R31, R33—22,000 ohm
R32—470,000 ohm
R34—220,000 ohm
R35—10,000 ohm panel-mount potentiometer

CAPACITORS

(All capacitors are 50 WVDC or higher, except where noted.)

C1, C5, C6—0.01 μ F ceramic disc
C2, C3—0.005 μ F ceramic disc
C4—0.02 μ F ceramic disc
C7—0.03 μ F ceramic disc
C8, C9—0.015 μ F mylar
C10—0.04 μ F mylar
C11, C12—0.02 μ F mylar
C13—0.08 μ F mylar
C14, C15—0.04 μ F mylar
C16—2.2 μ F, 16 WVDC electrolytic
C17—4.7 μ F, 16 WVDC electrolytic
C18, C19—100 μ F, 16 WVDC electrolytic

ADDITIONAL PARTS AND MATERIALS

S1—DPST switch
B1, B2—9-volt battery
J1—standard audio jack
TP1-TP5—touch pad (see text)

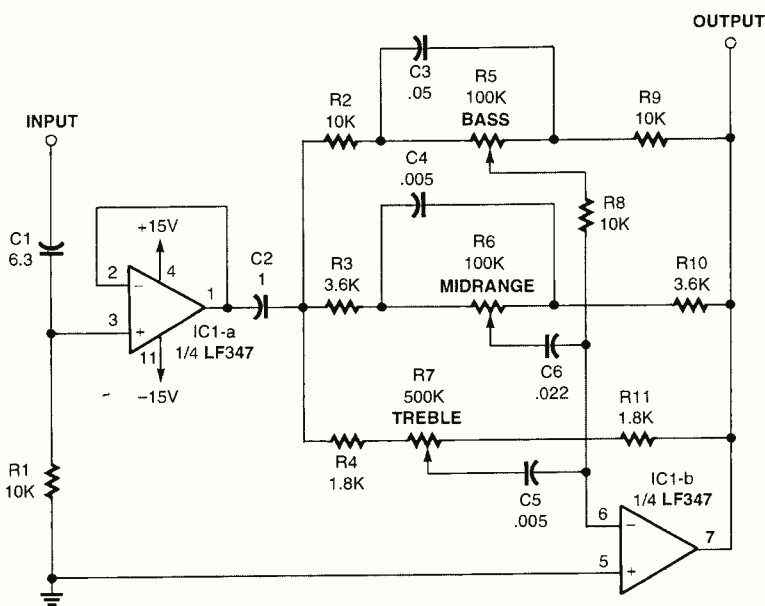


Fig. 4. Here's a simple one-chip equalizer that furnishes bass, midrange, and treble control to an audio input.

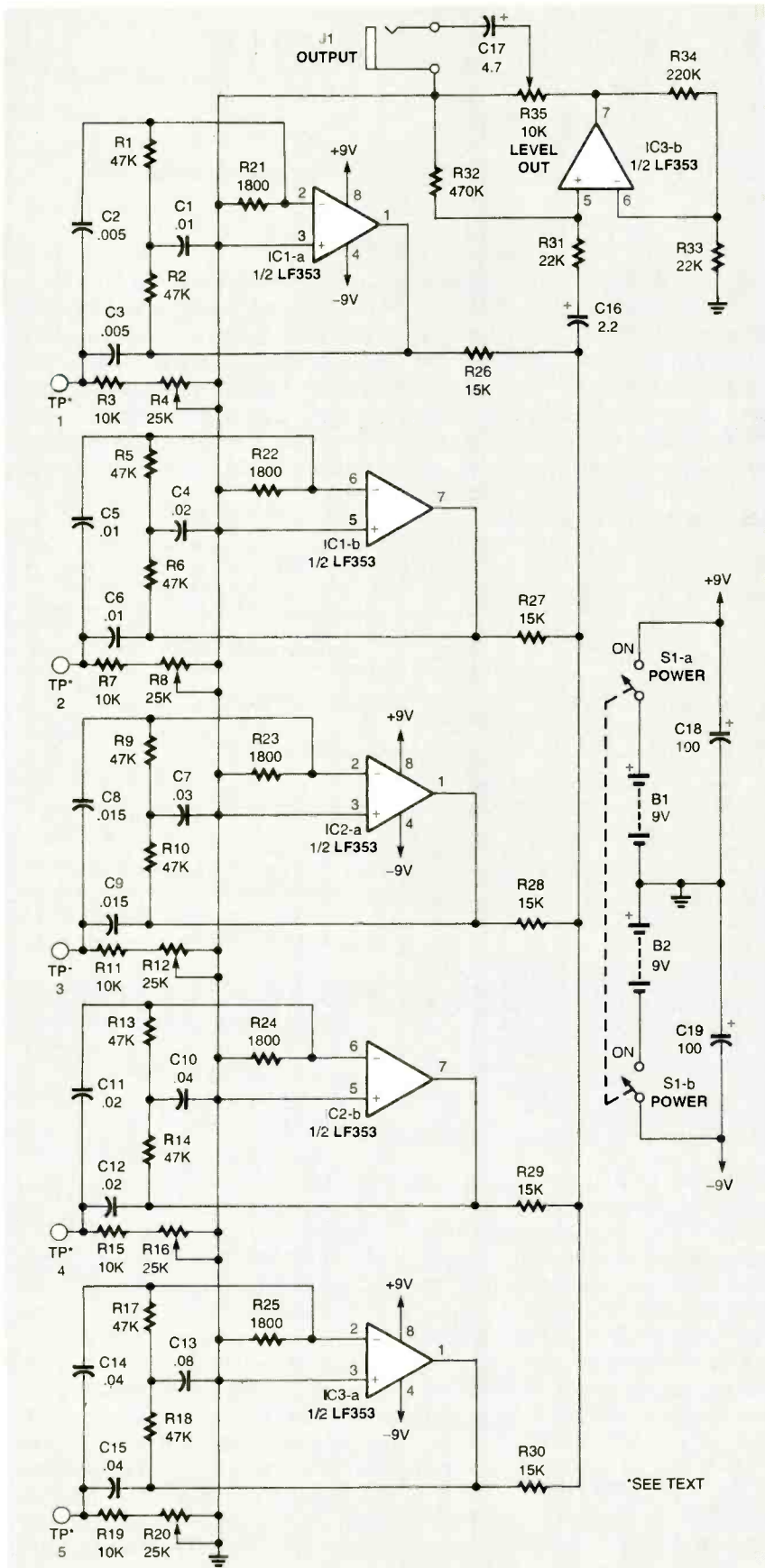


Fig. 5. This electronic bongo produces the sound of practically any percussion instrument. Adding more oscillator circuits will give you the sound of your own orchestra.

JFET input operational amplifier (Thompson equivalent SK4826) and a minimum amount of parts. Building with all new parts would cost about \$10.

The audio signal is first conditioned by one quad op-amp IC1-a, and is sent to the three tone-separating networks. Separate potentiometers control bass, mid-range and treble responses. The audio signals are then mixed again by a second quad op-amp IC1-b and applied to the external preamplifier. You can add more control frequencies by adding more networks. The circuit as shown is for monaural operation. For stereo, just duplicate the circuit using the two remaining op-amps in IC1 (not shown), and use stereo potentiometers to control each frequency band.

If you are looking for more bells and whistles for this equalizer, National Semiconductor has the LM1036N—a dual-DC-operated tone/volume/balance control which sells for about \$4 (from Digi-Key) and is most worthy of home-audio applications or automobile audio systems. This IC controls bass, treble, volume and balance, and has loudness compensation.

—Damian VanderWilt, Lafayette, CO

I'd be willing to bet your circuit works pretty nicely any way. Using shielded inputs and outputs (especially in a car's electrical environment) is a good idea, as is a metal case.

ELECTRONIC BONGO

Used in conjunction with any amplifier system, the electronic bongo set shown in Fig. 5 will produce the sound of practically any percussive instrument. Each of the five distinct tones produced by this unit is generated by individual twin-T ringing oscillator circuits. A ringing circuit is simply an oscillator adjusted so it does not run continuously. However, when triggered or shocked by a transient, it will break into a short-term oscillation. Since the human body accumulates a definite electric charge picked up from stray AC fields in the room, the oscillators are triggered by merely touching the touch-plates TP1 through TP5 and introducing capacitance into the circuit with your fingers (the touch plates are nothing more than small 1-inch metallic discs soldered into the circuit points with short pieces of shielded wire). If you want additional percussive sounds, simply keep on adding more oscillator circuits.

(Continued on page 76)

Circuit Circus

Simple Applications Of Op-Amps

CHARLES D. RAKES

Last month we were looking over a few basic op-amp circuits, and this visit we're going to continue with more applications. Most of the following will be offered as basic stand-alone circuits that can be used as is or as a part of a more complex circuit or project. Look them over and perhaps you can use at least one of these in an ongoing or future project.

FIXED OUTPUT VOLTAGE REFERENCE

Since many op-amps can be used with a single power source, our first entry, in Fig. 1, uses $1/4$ of a LM324 quad op-amp in a voltage splitting circuit to supply a bias voltage reference for other op-amps operating in a single supply circuit. In most circuit applications, the op-amp's positive input is biased to one-half of the supply voltage, so its static output is also equal to this voltage. If a different output bias voltage is desired, the voltage divider,

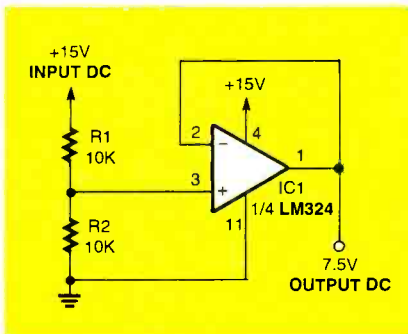


Fig. 1. This handy little circuit forces the op-amp's output at a value to be determined by the voltage divider of R1 and R2 and the supply voltage. Use this feature to supply a fixed bias voltage reference for other devices. In the case shown, the output voltage is one-half the supply voltage.

PARTS LIST FOR FIXED VOLTAGE REFERENCE (FIG. 1)

- IC1—LM324 quad op-amp integrated circuit (equivalent part is the SK3643 or NTE987 chip)
- R1, R2—10,000-ohm, $1/4$ -watt, 5% resistor

made up of R1 and R2, may be adjusted for that output voltage. Since the values of R1 and R2 are equal, the voltage supplied to pin 3 of the op-amp is exactly one-half of the supply voltage. This op-amp circuit is a unity gain follower amplifier with a fixed input voltage. Take a look at Fig. 3 of last month's *Circuit Circus* for additional information on the follower circuit.

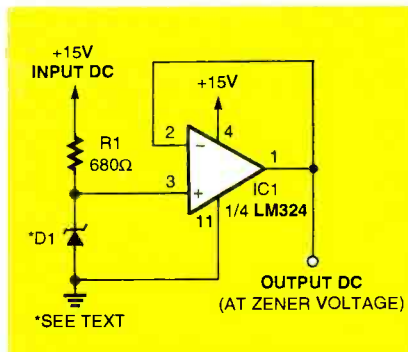


Fig. 2. Similar to the circuit of Fig. 1, but by using the zener diode on the input, the output voltage will be at the zener voltage.

PARTS LIST FOR FIXED VOLTAGE REFERENCE—ZENER-DERIVED (FIG. 2)

- D1—Zener diode (see text)
- R1—680-ohms, $1/4$ -watt, 5% resistor

Our next design, see Fig. 2, also uses the basic follower circuit, but with a zener-regulated input voltage. This circuit can be used where a specific output voltage is required, and the supply source is not regulated. The follower's output voltage will be the same as the rated zener voltage. For a 15-VDC source, this circuit will work with zener diodes with voltages between 3 to 12 volts.

LIGHT-OPERATED SENSOR

A light-operated sensor, see Fig. 3, is our next op-amp circuit. Here we have the collector of a photo-transistor, Q1, connected to the positive input pin

3 of the op-amp, and the Q1 emitter tied to ground. The op-amp's negative input, pin 2, is connected to a sensitivity potentiometer, R3. As long as the op-amp's negative input is higher than the positive input, the op-amp's output will be negative and LED2 will light. With light hitting the photo-transistor,

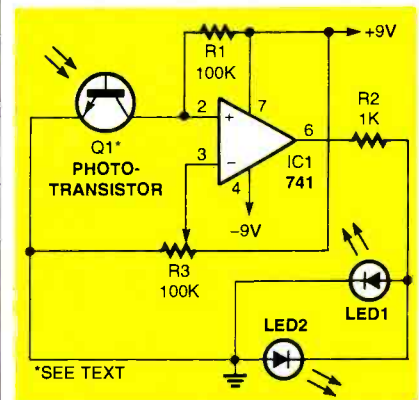


Fig. 3. Here's a neat light-operated sensing circuit. In the absence of light on photo-transistor Q1, LED2 lights. When light impinges on Q1, the op-amp switches current to turn on LED1.

PARTS LIST FOR LIGHT-OPERATED SENSOR (FIG.3)

- IC1—741 mini-dip op-amp
- LED1—Red LED
- LED2—Green LED
- Q1—Photo-transistor, RadioShack infrared transistor 276-145
- R1—100,000-ohm, $1/4$ -watt, 5% resistor
- R2—1000-ohm, $1/4$ -watt, 5% resistor
- R3—100,000-ohm potentiometer

the op-amp's positive input is near ground level. When the light hitting the photo-transistor is blocked, it turns off, allowing the voltage at pin 3 to rise near the supply level. This switches the op-amp's output to a positive value, lighting LED1. Control R3 sets the circuit's sensitivity. The two LEDs may be replaced with a transistor controlling a relay or other circuitry, similar to the circuits in Figs. 5 and 7.

ALARM SENSOR

Our next application, in Fig. 4, places an op-amp in a simple closed-circuit alarm sensor and sound-driver circuit. The negative input, pin 2 of a 741 op-amp, is set at one-half of the supply voltage, and the positive input at pin 3 is tied to circuit ground through the normally closed sensor(s). Under these input conditions, the op-amp's output is negative. When the sensor circuit opens, the voltage at pin 3 rises to 9 volts which causes the op-amp's output to go high, turning on Q1 and activating the piezo-sounder BZ1.

Any number of normally closed sensors may be connected in series as

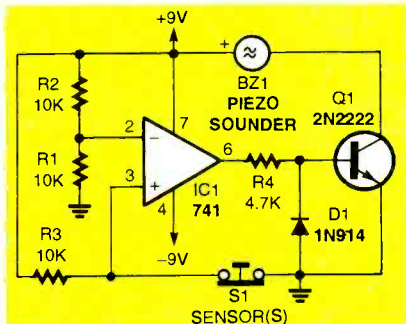


Fig. 4. This voltage-sensing circuit uses a standard op-amp to sound a buzzer when the external sensor(s) path opens up.

PARTS LIST FOR ALARM SENSOR (FIG. 4)

- BZ1—Piezo sounder (RadioShack 273-073, or equivalent)
- D1—1N914 silicon diode.
- IC1—741 mini-dip op-amp
- Q1—2N2222 NPN transistor (equivalent part is SK3444 or NTE123A)
- R1-R3—10,000-ohm, 1/4-watt, 5% resistor
- R4—4700-ohm, 1/4-watt, 5% resistor
- S1—Alarm sensor(s), normally closed (see text)

long as the total resistance of the sensor circuit is less than 10k ohms. If the sensors cover a large area where 60 Hz might be fed into the sensor circuitry, adding a 0.22 µF across pins 2 and 3 can help keep the AC out.

You will notice that several of these transistor driver circuits have a 1N914 silicon diode connected to the base of the output transistor and ground. This diode clamps the negative output voltage coming from the op-amp when it is in a negative output condition. Without

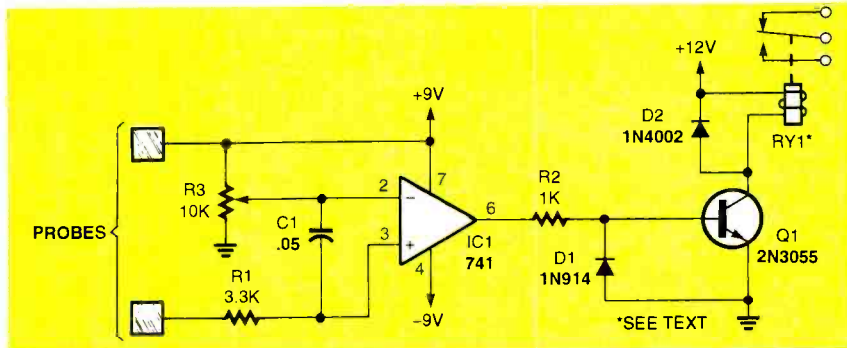


Fig. 5. Need a circuit to sense a voltage change and, in turn, drive a relay? Look no further! When the probes sense a voltage change, such as the presence of water, relay RY1 will be activated and shut down the water valve.

PARTS LIST FOR VOLTAGE-LEVEL SENSOR (FIG. 5)

- C1—0.05µF, 100-WVDC, mylar capacitor
- D1—1N914 silicon diode
- D2—1N4002 silicon diode
- IC1—741 mini-dip op-amp integrated circuit, (available from Radio Shack as 276-007, or alternately NTE941M or SK3552, and countless other manufacturers)
- Q1—2N3055 power NPN transistor (equivalent part is the RadioShack 276-2041)
- R1—3300-ohm, 1/4-watt, 5% resistor
- R2—1000-ohm, 1/4-watt, 5% resistor
- R3—10,000-ohm potentiometer
- RY1—Water valve or relay-operated valve (see text)
- Stainless steel probes (see text)

this protection the transistor could be damaged.

VOLTAGE-LEVEL SENSOR

If you have a water problem in your basement during the rainy season, then the next circuit can help keep the water level to a minimum. Checkout the circuit out in Fig. 5. A 741 op-amp is connected in a voltage level sensing circuit with the negative input made adjustable for different water conductivity levels. The op-amp's positive input is connected through a resistor to one of two stainless steel probes. The second probe is connected to the positive supply voltage. The probes are set about one-inch apart and are located in the lowest part of the basement. When the water level reaches the two probes, conduction occurs and the op-amp's positive input voltage rises above the negative input setting. This causes the op-amp's output to go positive, turning on Q1 and activating

the water valve. Either a 12-volt operated water valve or a relay operating a 110 VAC water valve will work just fine.

PEAK-VOLTAGE DETECTOR AND HOLD

Our next entry is a peak voltage detector and holding circuit shown in Fig. 6. The LM1458, a high-gain dual op-amp—that's actually two 741 op-amps in a single 8-pin mini-package—was used in this circuit. A better choice would be one of the super high input impedance dual JFET op-amps, like National Semiconductor's LF353N or other similar device (such as the Thompson SK7641).

Op-amp IC1-a is connected in a high impedance voltage follower circuit with its positive input, pin 3, connected to the varying input signal. When the input voltage goes up to its peak value, the same voltage appears across C1, charging it to this peak value. Diode D1 only allows the positive peak voltage to pass to C1 and keeps it from discharging back into IC1-a. Op-amp IC1-b is also a voltage follower and produces the peak output at pin 7, which can be read on a digital or analog voltmeter. Once the input level drops below the peak value, C1 slowly begins to discharge. The output meter should be monitored closely for the most accurate peak reading. By just using the LF353N op-amp in place of the LM1458, the discharge time for capacitor C1 will be much slower, and the reading will remain for a longer time period.

DC MOTOR DRIVER AND REVERSER

Our next circuit, see Fig. 7, is a DC motor driver and reversing circuit. Once again the 741 op-amp is operating in the voltage follower configura-

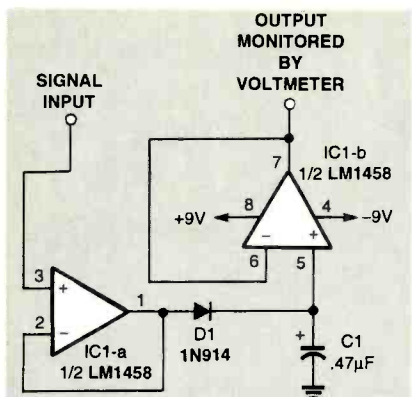


Fig. 6. Here is a simple application of a peak voltage detector and hold circuit using the LM1458 high dual op-amp. As the input changes, the corresponding output voltage at pin 7 is held at its peak value.

PARTS LIST FOR PEAK-VOLTAGE DETECTOR AND HOLD (FIG. 6)

- C1—0.47µF, 50-WVDC capacitor
- D1—1N914 silicon diode
- IC1—LM1458 high-gain dual op-amp (equivalent part is SK3465 or NTE778A)

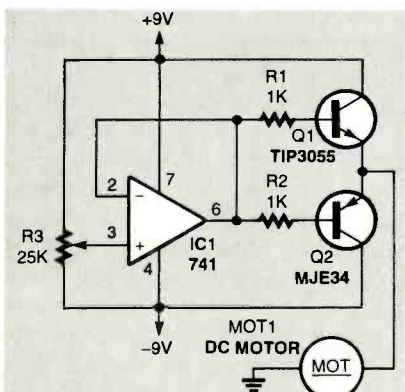


Fig. 7. When you need to provide a driver to a DC motor with reversal capability, this circuit should be utilized. Adjustment of control R3 allows you to control the motor's speed and direction of rotation.

PARTS LIST FOR DC MOTOR DRIVER AND REVERSER (FIG. 7)

- IC1—741 mini-dip op-amp
- MOT—Small DC motor (see text)
- Q1—TIP3055 power NPN transistor (equivalent part is SK3960)
- Q2—MJE34 power PNP transistor (equivalent part is SK3274)
- R1, R2—1000-ohm, ¼-watt, 5% resistor
- R3—25,000-ohm potentiometer

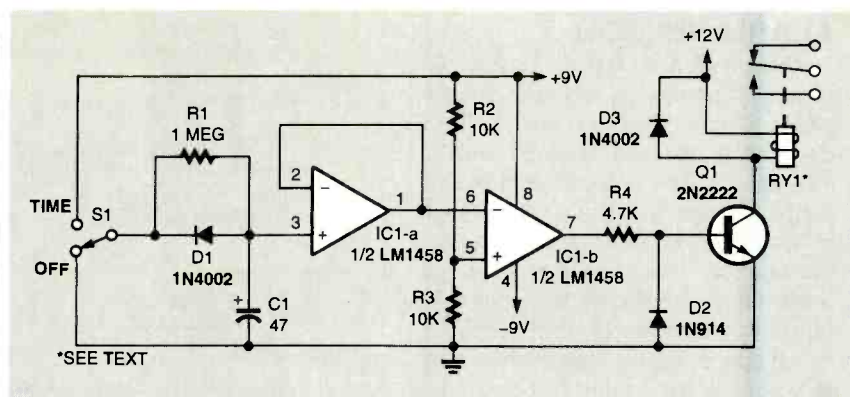


Fig. 8. This simple timer circuit can accurately delay operation of relay RY1 up to 30 seconds.

PARTS LIST FOR TIMER (FIG. 8)

- C1—47µF, 25-WVDC, electrolytic capacitor
- D1, D3—1N4002 silicon diode
- D2—1N914 silicon diode
- IC1—LM1458 high-gain dual op-amp
- Q1—2N2222 NPN transistor
- R1—1-megohm, ¼-watt, 5% resistor
- R2, R3—10,000-ohm, ¼-watt, 5% resistor
- R4—4,700 ohm ¼-watt, 5% resistor
- RY1—12-volt mini-relay
- S1—SPDT toggle switch

tion with its positive input at pin 3, connected to the speed and rotation direction potentiometer, R3. When the wiper of R3 is at its mid-position, the op-amp's output will be near zero and neither Q1 or Q2 will be turned on. When the wiper is turned up toward the positive side, the output will go positive and Q1 will supply current to the motor. When the potentiometer is turned toward the negative supply, the op-amp's output switches to a negative voltage, turning Q1 off and Q2 on, which reverses the motor's direction of rotation. As the potentiometer's wiper is moved toward either end, the speed increases in whichever direction it is turning. Measure the voltage swing on the emitters of Q1 and Q2 to determine the DC voltage range allowable for the chosen motor.

Looks like it's time to go for now. See you here at the Circus next month, have fun working with op-amps, and good circuitry always!

TIMER

Our last circuit uses a 1458 dual op-amp in a timer circuit as shown in Fig. 8. With S1 in the OFF position

shown, wiper to ground, C1, is discharged through diode D1, and the voltage at pin 3 of op-amp IC-1a is near zero. IC1-a's output at pin 1 is also near zero. Op-amp IC-1b's positive input at pin 5 is set to one-half of the supply voltage. With the positive input at a higher voltage than the negative input, the op-amp's output is positive, turning on Q1 and operating the relay. Switching S1 to the TIME position supplies current through the timing resistor R1 to begin charging C1. When the voltage at pin 6 of IC1b rises slightly above the voltage at pin 5, its output voltage changes from positive to negative, turning Q1 off and dropping out the relay.

The opposite output condition can be obtained by reversing the leads to the inputs of op-amp IC1-b. With this change the relay will not operate until S1 is switched to the TIME position. The relay will remain in this state until the circuit times out, closing the relay. The approximate time delay with the values shown is about 30 seconds. To lengthen the time period, increase either or both of the timing components, C1 and R1. Use the best quality low-leakage capacitor for C1 for long timing periods. The capacitor's internal leakage current will be the limiting factor on long timing cycles. ■

To learn how to talk with your kids about tough issues, like sex, AIDS/HIV and violence, call **1-800-CHILD-44** and get your free guidebook.





Give a Friend a Year of Electronics Fun this Christmas...

Does fighting the crowds at Christmas short-circuit your holiday fun? Don't blow a fuse this year...for the friend who shares your love of project-oriented electronics — or a youngster who may need only a spark to ignite a life-long interest — give a gift subscription to Popular Electronics.

Popular Electronics readers get the know how they need to build exciting, educational, and useful projects like these...a professional-quality home-security system...an autoranging frequency counter...a nine-band shortwave receiver...a radio-controlled car...a telephone scrambler...an aviation receiver...and even a robot!

PLUS...Gizmo, our honest and straight-shooting review of the latest consumer-electronics gear...Market Center, featuring mail-order merchants that are ready to help you in all your hobby activities...articles and columns covering every aspect of the electronics hobby — including antique radio, shortwave listening, ham radio, computers, scanners, circuit design, and more!

SAVE MONEY...A great gift to receive, Popular Electronics is also a great gift for *you* to give! The Special Holiday Rate saves you \$30.93* off the newsstand price on each gift. You can save another \$30.93* when you start or extend your own subscription at the same time. It's our "thank-you" for sharing Popular Electronics with a friend at Christmas.

Send no money, unless you prefer. We'll be glad to bill you in January, 1998. Just take a brief moment to go over your gift list and make sure you haven't forgotten anyone who might appreciate the many benefits of Popular Electronics. Then write the names on the attached Gift Certificate and mail it back in the postage-paid reply envelope...we'll take it from there!

Your friends will receive a handsome gift announcement card signed with your name just before Christmas. And all through the new year they'll remember and appreciate your thoughtful gift! So don't blow a fuse...take it easy and enjoy the holidays. Give Christmas gifts of Popular Electronics!

Popular Electronics[®]

*Basic sub rate—1 yr/\$21.95

COMPUTER BITS

The SemWare Editor

JEFF HOLTZMAN

The text editor you use can dramatically affect how you work and how well. If you use one of the editors that come with DOS or Windows (Edlin, Edit, Notepad), you are probably cheating yourself. There are many, many much more powerful editors for both DOS and Windows, and many are available as low-cost shareware products. Although I've tried many text editors over the years, the one I keep coming back to is *The SemWare Editor* (TSE for short).

also a "junior" version with reduced capabilities. Demos of all versions are available from the company's Web site.

WHAT'S SO GOOD ABOUT TSE?

I like TSE for three reasons—it is small, it is fast, and it is ultra-configurable. The basic executable weighs in at about 144K. (The junior version is about half that.) In this day of cheap gigabyte drives, size may seem a moot point, but it's not really. For one, small-

collection of indispensable utilities, including TSE.

TSE is fast. It loads fast, and it runs fast. That doesn't mean it's not full-featured, however. It does mean that the program is built from tight, efficient code, hand-crafted in a way rarely seen these days. Outside of the productivity advantages TSE provides, I like using it just because it is so well crafted.

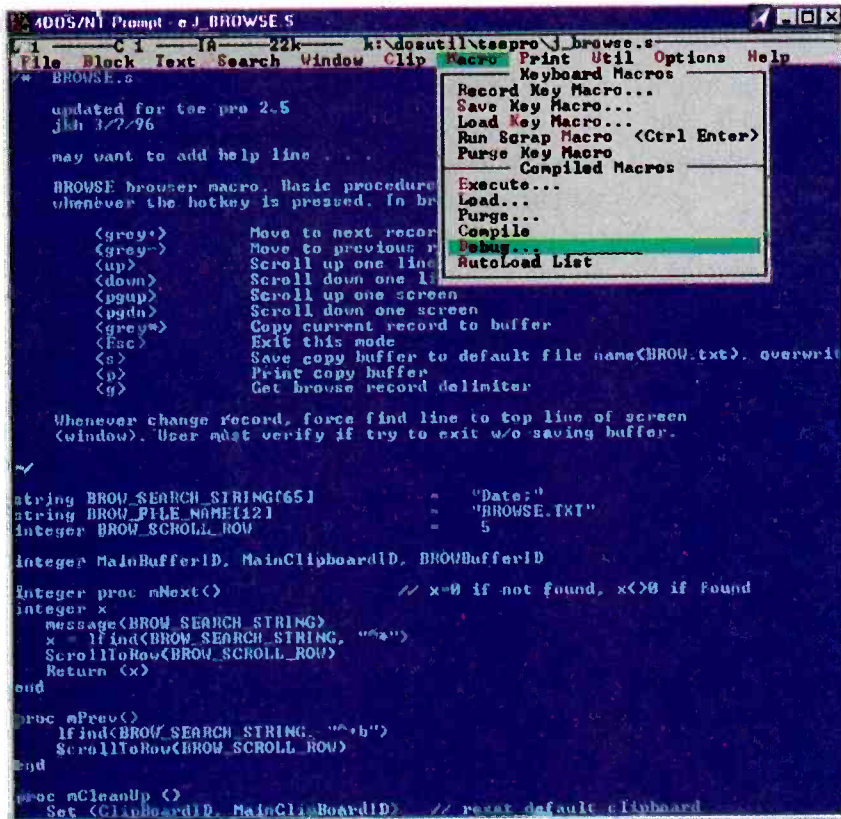
There are numerous ways to configure TSE, covering hundreds and hundreds of canned options. And with its built-in Pascal-like macro language (which can call assembly routines), you can build powerful extensions of your own. There is an active community of TSE users that has developed an extensive library of macro add-ons. See SemWare's Web site for details.

Other features include extensive online and printed documentation; a spell checker; language sensitivity; standard and regular-expression style search/replace functions; a nicely implemented incremental search function; ability to use extended VGA modes; smart indentation, and a variety of smart tab modes. TSE also utilizes a (somewhat awkward) hexadecimal editing mode; templates for inserting boilerplate text; keyboard macros that can be recorded, saved, and played back; line and box drawing using DOS characters; multi-file and multi-window editing; several word-wrapping options; many column-mode operations; internal clipboards; Windows clipboard interaction—the list goes on and on.

CUSTOMIZING AND CODING

The grossest level of customization occurs via what SemWare calls UI (for user interface) files. When you install TSE, you can choose among several user-interface emulations: WordPerfect, WordStar, Brief, and several others. Corresponding to each is a UI file that binds internal editor commands and macros to specific keystrokes, key-stroke combinations, and menu structures. You are free to use any UI file as

(continued on page 92)



The screenshot shows the SemWare Editor (TSE) running in a DOS window. The window title is "ADOS/NT Prompt e J. BROWSE S". The menu bar includes "File", "Block", "Text", "Search", "Window", "Clip", "Macro", "Print", "Util", "Options", and "Help". A "Macro" menu is open, showing options like "Record Key Macro...", "Save Key Macro...", "Load Key Macro...", "Run Scrap Macro...", "Purge Key Macro", "Compiled Macros", "Execute...", "Load...", "Purge...", "Compile", "Debug...", and "AutoLoad List". The main text area contains instructions for using the editor, such as "updated for tse pro 2.5" and "may want to add help line...". Below the instructions is a list of keyboard shortcuts and their actions, such as "<grey>" for "Move to next record" and "<Esc>" for "Exit this mode". At the bottom, there is a Pascal-like macro code snippet defining variables and procedures like "mNext()", "mPrev()", and "mCleanup()".

The SemWare Editor (TSE) is a character-mode text editor that runs under DOS and Windows. It is small, fast, and extremely customizable. Use it as is, or build your own text editor using TSE's compiled macros.

TSE is a character-mode beast that runs under plain DOS or in a DOS box under any version of Windows. (It also runs under OS/2, if anyone still cares.) I'll discuss version 2.5 here; a new version (2.6) that provides long filename and huge memory support under Win95/NT is also available. There is

er size translates to faster load times. For another, its small size makes TSE easily portable. I've written here in the past about the "emergency" floppy I keep handy, particularly when visiting client sites. In addition to critical DOS programs like FDISK, FORMAT, and XCOPY, that floppy also contains my

Take This Giant Circuit Library For Only \$4⁹⁵

when you join the
Electronics Engineers' Book Club®

Hundreds of circuit ideas
alphabetically arranged—from
Alarm circuits to Zero
crossing detector circuits!

*"...includes schematics for the latest electronics
circuits from industry leaders..."—Popular Electronics*

The Encyclopedia of Electronic Circuits Volumes 1-3

by Rudolf F. Graf



2,344 total pages
3,490 total illustrations

Turn to this comprehensive circuit library for hundreds of project ideas...valuable troubleshooting and repair tips...and concise pinout diagrams and schematics. Each volume contains more than 700 electronic and integrated circuits and covers 100+ circuit categories.

If coupon is missing, write to: **Electronics Engineers' Book Club®** A Division of The McGraw-Hill Companies P.O. Box 549, Blacklick, OH 43004-9918

As a member of the Electronics Engineers' Book Club...

you'll enjoy receiving Club bulletins every 3-4 weeks containing exciting offers on the latest books in the field at savings of up to 50% off the regular publishers' prices. If you want the Main Selection, do nothing and it will be shipped automatically. If you want another book, or no book at all, simply return the reply form to us by the date specified. You'll have at least 10 days to decide. If you ever receive a book you don't want due to late delivery of the bulletin, you can return it at our expense. Your only obligation is to purchase 2 more books during the next 12 months, after which you may cancel your membership at any time. And you'll be eligible for FREE BOOKS through our Bonus Book Program. Publishers' Prices Shown © 1997 EEBC

ELECTRONICS ENGINEERS' BOOK CLUB®

A Division of The McGraw-Hill Companies, P.O. Box 549, Blacklick, OH 43004-9918

YES! Please send me *The Encyclopedia of Electronic Circuits-Vols. 1-3* (5857863), billing me just \$4.95, plus shipping/handling & tax. Enroll me as a member of the **Electronics Engineers' Book Club** according to the terms outlined in this ad. If not satisfied, I may return the books without obligation and have my membership cancelled.

Name _____

Address/Apt.# _____

City _____ State _____

Zip _____ Phone _____

Valid for new members only, subject to acceptance by EEBC. Canada must remit in U.S. funds drawn on U.S. banks. Applicants outside the U.S. and Canada will receive special ordering instructions. A shipping/handling charge & sales tax will be added to all orders.

PIF1197

DX LISTENING

Radio Netherlands—A Golden Anniversary

DON JENSEN

A good argument can be made that international shortwave programming began with the Dutch, about 70 years ago, with the pioneer broadcasts of PCJJ, a transmitter operated by the Philips Laboratories in Eindhoven, Holland. Until World War II, and the Nazi invasion of the Netherlands, the privately owned Dutch station served as its country's English language radio voice to the world. But at war's end, the Philips operation was absorbed into what has become today's Radio Nederland Wereldomroep or Radio Netherlands, now celebrating its 50th anniversary. As their program guide says "1997 means 70 years of international broadcasting, 50 years of Radio Netherlands."

Like its predecessor, PCJJ, Radio Netherlands (RN) has been something of a pioneer during the past five decades. In 1947, RN English offerings were brief, 20 minutes daily—10 minutes of news and 10 minutes of commentary. On weekends there was Eddie Startz' "Happy Station," a popular variety radio show that dated back to PCJJ and the late 1920s.

In the '50s, the station introduced a more eclectic broadcast schedule. A program guide from that era lists programs about Great Dutchmen, a Farmers' Corner, Sports Pastimes and a weekly feature "Views of An American Correspondent," hosted by Daniel Schor—still a fixture on American public radio broadcasts. "DX Juke Box," with the voices of Derek Jordan, Harry van Gelder and Jim Vastenhou, began in the late 1950s, helping listeners understand the mysteries of shortwave listening.

(CREDITS: Brian Alexander, PA; Bob Fraser, MA; Harold Levison, PA; William McGuire, MD; Kevin Murray, MA; Ed Newbury, NE; Ed Rausch, NJ; Christos Rigas, IL; Chuck Rippel, VA; Betsy Robinson, TN; Henry Weissborn, TX; Dan Ziolkowski, NY; North American SW Association, 45 Wildflower Road, Levittown, PA 19057).

During the '60s, Amsterdam was a focal point for the youthful flower-power movement. And Radio Netherlands gave the rest of the world a hesitant introduction to that sometimes radical scene, mostly through music. The station built a musical library of some of the "hip" bands of the day.

Until the 1960s, Radio Netherlands broadcast only from Dutch soil, with a

casts focus mostly on Dutch events—tulips and windmills—but began taking on a more international flavor. A noticeably lighter touch was introduced, a distinctly laid-back Dutch approach. A popular feature of the period was "His and Hers," with Jerry Cowan and his wife, Dody. This program continued into the early 1980s.

The mid-1970s saw something of an



Diana Janssen and Jonathan Marks, the crew of Radio Netherlands' Media Network program.

transmitter complex at Lopik, in west-central Holland. This single site served reasonably well for many years, but, as shortwave broadcasters used progressively more powerful transmitters and increasingly attempted to shout each other, reception of RN in some parts of the world became difficult. Director Lieuwe Tijnstra was instrumental in deciding that Radio Netherlands should improve its signal by using overseas relay stations. This was then a relatively new concept in shortwave broadcasting, and, for RN, led to new relay transmitters on the islands of Bonaire in the West Indies and Madagascar off Africa's east coast. Regional African and Asian services were then begun. In the late 1960s, programming concepts broadened. No longer did RN English broad-

ideological split among the station's programming staff, with more radical elements pushing to expand the traditional, conservative program lineup. This led to controversial documentaries on topics such as trans-sexualism and a more outspoken, tolerant attitude in RN programming, reflecting what many listeners already associated with the Dutch society. Still the schedule carried old familiar shows like "His and Hers" and "The Happy Station."

For shortwave listeners, the DX programming was shaped by presenters Dick Speekman, the late Frits Greveling and Wim van Amstel. Jonathan Marks reworked the format and name in the 1980s, with "Media Network" emerging as a features-oriented communications magazine. Later "Media Network" add-

(Continued on page 102)

What's better than speed reading? *Speed Learning.*

Speed Learning has replaced speed reading. It's a whole new way to read and learn. It's easy to learn...lasts a lifetime... applies to everything you read. It may be the most productive course you've ever taken.

Do you have too much to read and too little time to read it? Do you mentally pronounce each word as you read? Do you frequently have to go back and reread words, or whole paragraphs, you just finished reading? Do you have trouble concentrating? Do you quickly forget most of what you read?

If you answer "Yes" to any of these questions — then here at last is the practical help you've been waiting for. Whether you read for business or pleasure, school or college, you will build exceptional skills from this major breakthrough in effective reading, created by Dr. Russell Stauffer at the University of Delaware.

**Not just "speed reading" — but
speed reading — thinking —
understanding — remembering —
and — learning**

The new *Speed Learning Program* shows you, step-by-proven step, how to increase your reading skill and speed, so you understand more, remember more and use more of everything you read. The typical remark from over one million people taking the *Speed Learning* program is, "Why didn't someone teach me this a long time ago." They were no longer held back by their lack of skills and poor reading habits. They could read almost as fast as they could think.

What makes Speed Learning so successful?

The new *Speed Learning Program* does not offer you a rehash of the usual eye-exercises, timing devices, and costly gadgets you've probably heard about in connection with speed reading courses, or even tried and found ineffective.

In just a few spare minutes a day of easy reading and exciting listening, you discover an entirely new way to read and think — a radical departure from anything you have ever seen or heard about. *Speed Learning* is the largest selling self-study reading program in the world. Successful with Fortune 500 corporations, colleges, government agencies and accredited by 18 professional societies. Research shows that reading is 95% *thinking* and only 5% eye movement. Yet most of today's speed reading programs spend their time teaching you rapid eye movement (5% of the problem), and ignore the most important part, (95%) *thinking*. In brief, *Speed Learning gives you what speed reading can't.*

Imagine the new freedom you'll have when you learn how to dash through all types of reading material at least twice as fast as you do now, and with greater comprehension. Think of being able to get on top of the avalanche of newspapers, magazines and correspondence you have to read...finishing a stimulating book and retaining facts and details



FOR FASTER SHIPMENT CALL 1-800-729-7323 OR FAX 1-609-273-7766

more clearly, and with greater accuracy, than ever before.

Listen — and learn — at your own pace

This is a practical, easy-to-learn program that will work for you — no matter how slow a reader you think you are now. The *Speed Learning Program* is scientifically planned to get you started quickly...to help you in spare minutes a day. It brings you a "teacher-on-cassettes" who guides you, instructs, and encourages, explaining material as you read. Interesting items taken from *Time Magazine*, *Business Week*, *Wall Street Journal*, *Money*, *Reader's Digest*, *N.Y. Times* and many others, make the program stimulating, easy and fun...and so much more effective.

Executives, students, professional people, men and women in all walks of life from 15 to 70 have benefitted from this program. *Speed Learning* is a fully accredited course...costing only 1/4 the price of less effective speed reading classroom courses. Now you can examine the same easy, practical and proven methods at home...in your spare time...without risking a penny.

Examine Speed Learning RISK FREE for 15 days

You will be thrilled at how quickly this program will begin to develop new thinking and reading skills. After listening to just one cassette and reading the preface, you will quickly see how you can achieve increases in both the speed at which you read, and in the amount you understand and remember.

You must be delighted with what you see, or you pay nothing. Examine this remark-

able program for 15 days. If, at the end of that time you are not convinced that you would like to master *Speed Learning*, simply return the program for a prompt refund. (See the coupon for low price and convenient credit terms.)

RISK-FREE ORDER FORM

YES! I want to try *Speed Learning* for 15 days without risk. Enclosed is the first of 4 monthly payments of \$32.25*. If I'm not completely satisfied, I may return it for a prompt refund.

SAVE 8.00! I prefer to pay the \$129.00 now, and save the \$8.00 shipping & handling charge. I may still return the program for a full refund.

Method of payment: (Federal Tax Deductible)
 Check or money order payable to Learn Incorporated

Charge to Visa MC Am Ex Discover

Card # _____ Exp. _____

Signature _____

Phone (_____) _____

Name _____

Address _____

City _____ State _____ Zip _____

*Plus \$8.00 shipping and handling. U.S. funds only. For New Jersey residents, sales tax will be added.

learn Dept. LPE-01, 113 Gaither Drive,
INCORPORATED Mt. Laurel, NJ 08054-9987

Antenna Scaling

JOSEPH J. CARR, K4IPV

Anyone who reads my columns, articles or books knows that I am an antenna enthusiast. There are a lot of antenna articles published every year; sometimes very clever designs are seen. One thing that is missing from many articles are the assumptions and decisions made by the designer, as well as (in some cases) the particular equations used to derive the various lengths and spacings seen on the antenna.

The published design is fine so long as you want to operate on the same frequency. But what if you want to move the resonant frequency to a different part of the band, or build the antenna for a different band altogether? You see antenna handbooks, for example, that give designs for 2-meter beams at 144.1 MHz. Why build the antenna for the lower edge of the band—and how would the dimensions change for the high end of the band at 147.9 MHz?

Also, I've seen a lot of 20-meter quads and beams designed for either the phone or CW portions of the band. What if you are a phone operator and the published design was for the CW portion? You would want to move the resonant frequency a couple hundred kilohertz.

The problem for shortwave listeners (SWLs) is even greater. Most of the published antenna designs are for amateur radio bands, and not the bands normally used by SWLs. I suspect one reason my book *Joe Carr's Receiving Antenna Handbook* is a bestseller is that this very issue is addressed.

MODELING TECHNIQUES

What we need is a method for converting antenna dimensions and element spacing from one frequency to another. Fortunately, the answer is as simple as junior high school arithmetic (unless, of course, you found ratio and proportion intellectually daunting). Let's take a look at a sample problem.

Suppose that Fig. 1A is a 40-meter dipole cut for 7.150 MHz. The textbook tells us that the overall length $A = 70 \text{ } 468/7.15 = 65.5$ feet. That makes the

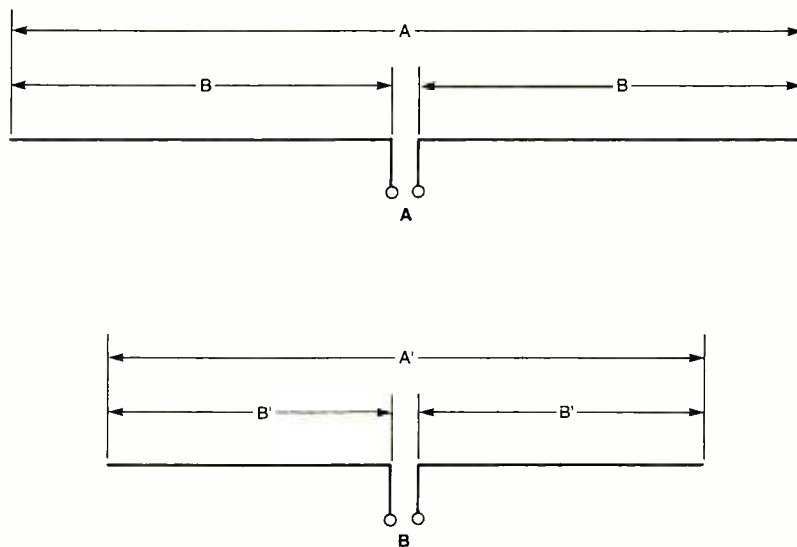


Fig. 1A. 40-meter dipole, Fig. 1B. Scaled-down 30-meter dipole.

two elements, each half the overall length, $B = 32.75$ feet. Now, suppose we want to cut a dipole for 10.125 MHz, center frequency for the 30-meter band (Fig. 1B). What do we do? Well, here's where we do a little ratio arithmetic:

$$A/A' = f/f'$$

where: A is the initial overall design length at frequency f , and A' is the desired length at new frequency f' .

$$65.5/A' = 10.125/7.15$$

Solving for A' , we find $A' = [(65.5)(7.15)/10.125] = 46.25$ feet, which is the needed length for operation in the 30-meter band.

We can simplify the problem a little bit. If we divide f by f' , we get a scaling proportion. In our case, $f/f' = 7.15/10.125 = 0.706$. We can then multiply this scaler by the existing lengths to find the new lengths; namely, 0.706×65.5 feet = 46.25 feet. If you actually do these operations, you will find a slight error due to the fact that I rounded off the numbers for the sake of simplicity—besides how many 1/10-inch cuts do you want to try making on a 46-foot wire?

To be strictly correct, *all* physical dimensions of this dipole must be scaled, including dipole wire diameter (more details on these effects can be found in *The ARRL Antenna Handbook*). Antenna scaling or antenna modeling techniques are widely used in antenna measurements to obtain improved control over the test conditions or antenna costs. Antennas for ships, aircraft and space vehicles often fall into this category. Physically large antennas are often modeled to dimensions that are readily obtainable on the antenna test range.

YAGI ANTENNA

The case of the dipole antenna in Fig. 1 is a trivial example selected for ease of illustrating the principle. But the method becomes a lot more useful when dealing with more complex antennas such as the Yagi beam in Fig. 2. There are three elements: a *driven element*, a *reflector* and a *director*. The driven element is a half wavelength dipole, and is the only element connected to the transmitter or receiver. The reflector and directors are "parasitic" elements, and help in beam forming. The spacings between the elements (S1 and S2) are also critical. Sometimes they are the same, but in other

designs they may be different. Designing your own Yagi is daunting to some, but if you use the frequency scaling method discussed here, then you will be able to successfully replicate an antenna on a different frequency or band. Just follow one rule:

Scale all dimensions and spacings by the same scaling factor.

It will not work if you scale the element lengths but not the spacings, or if you scale the driven element and not the parasitic elements. *Apply the same factor to all dimensions.*

The downside is that you are stuck with the assumptions and choices made by the original designer. If you want to vary any parameters, then you will have to obtain a mathematically heavy professional antenna book to do the job. At one time I wondered why the professional engineering books used much more complicated equations than the amateur radio press. One reason is that the amateur radio press makes certain assumptions for you. For example, the dipole equation is based on a very high length/diameter ratio for the antenna conductor. Wire always fits this description in the HF bands. Scaling assumes the assumptions are still assumed. The fly in the ointment is seen when you attempt to scale too far. For example, trying to scale a 20-meter Yagi to work at 220 MHz might produce problems because even wire can have a significantly lower length/diameter ratio at those frequencies. In that case, try to find a VHF or UHF beam design that you can frequency scale. For most practical situations, however, frequency scaling works wonders—especially for those who are either mathematically challenged or are like me (lazy).

A LITTLE PERSONAL ADVICE (A CAUTIONARY TALE)

I never have a quiet day. Why? Because my right ear has a constant, never-ending ringing that sounds about like a 4-kHz sine wave. The ringing started about a year ago. It wasn't constant at first, but over several weeks it got real darn annoying. So I went to the doctor, who in turn referred me to an ENT ("ear nose and throat", a.k.a. "otolaryngologist"—when he wants to impress himself) doctor.

The ENT doc sent me to an audiologist who ran a simple audiogram and found rather bad high frequency hear-

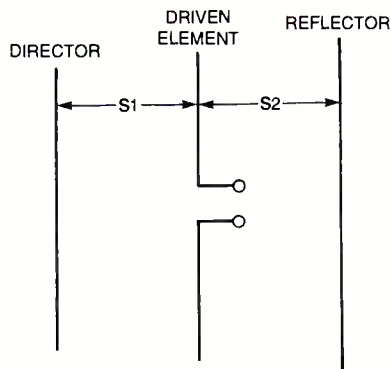


Fig. 2. Three-element Yagi beam antenna

ing loss in that ear. She next ran an evoked potentials test. In this test they measure the patient's EEG (brain waves), while repetitively providing the same tone to each ear in turn for several minutes. When the EEG waves are signal averaged, the component due to the sound emerges and the rest is filtered out. My results were abnormal.

The ENT doc next sent me to have a magnetic resonance imaging (MRI) scan of the brain to rule out an acoustic neuroma tumor. The test came back normal. "That's too bad," said the ENT doctor, "If there was a tumor, then there's something I could do for you."

We discussed my audio history. In many people my age the cause of ear ringing is 1960's vintage rock music, which we heard live. After further questioning, the doctor believes that my problem is due to ham radio!

Yep! Ham radio! The problem stems from the late 1950s and early 1960s when I was operating every day for sev-

eral hours instead of doing homework (which explains my high school record!). With the gain up high, listening for a weak signal *through earphones*, I would frequently tune across some guy who was about a gozillion decibels stronger than signal I was copying. Either that, or the clown across town running a 2,000-watt "loudenboomer" linear amplifier into a high gain band-buster antenna settled right on my frequency without listening first (rude!). I can remember those events causing an (almost pleasurable) buzz in my right ear. Those experiences caused damage to the cochlea of my inner ear.

I normally don't like to share personal things with you, but this story is a "lessons learned" tale that hopefully prevents you from having similar problems. Earphones put a high audio power density into your ear. Even though communications receiver audio output stages tend to be low power (less than 1 watt in many cases), the power density is high because of the confined area provided by earphones. Avoid using the earphones in a manner that assaults your ears!

I asked the ENT doc how this problem could be prevented. His advice was three-fold:

1. Wear "shooter's ear plugs" under the earphones. These ear plugs are used by target shooters to prevent ear damage. They have a little piston plunger inside. The plunger stays open at normal sound levels, so you can hear what's going on around you, but snap shut when a high amplitude sound (like a pistol shot or louden-boomer signal) is received.

2. Ride the volume control so you can instantly knock down the signal level if it suddenly gets louder.

3. Wear the earphones a little forward of the ears, so that the ear is not fully covered.

The latter piece of advice struck me hard. My ham radio mentor, the late Mac Parker (W4II), told me exactly the same thing when I was 14 years old. In addition, a number of professional merchant marine radiotelegraphy operators, and a former boss (who was a Chief Radioman in the World War II U.S. Navy) gave me the same advice. But, dumb kid, I didn't follow it.

Comments? I can be reached by snail mail at P.O. Box 1099, Falls Church, VA, 22041, or by e-mail at CARRJJ@AOL.COM. ■

SUGGESTED READING

Joe Carr's Receiving Antenna Handbook

Joseph J. Carr
ISBN: 1-878707-07-8
Universal Radio
6830 American Parkway
Reynoldsburg, OH 43068
Tel: 800-431-3939
Web: <http://www.universal-radio.com>
Price: \$19.95 plus \$2 (shipping/handling)

The ARRL Antenna Handbook, 18th Edition

ISBN: 0-87259-473-4
American Radio Relay League
225 Main Street
Newington, CT 06111
Tel: 888-277-5289
Web: <http://www.arrl.org/>
Price: \$30 plus \$5 (shipping/handling)

ELECTRONICS LIBRARY

MICROSOFT INTERNET EXPLORER ASSISTANT

by Ian Sinclair

Written for novice Internet users as well as those who are accustomed to other software, this book helps you get the most out of Microsoft Internet Explorer, as well as its Mail and News sections. The book is logically organized and easy to use. The main text consists of the most frequently used aspects of the program, all in alphabetical order. A short index of actions that are not listed in the main section allows you to look up their use in the longer references.



Even the main menu items (like File) are included, so that you can remind yourself of the most elementary points as well as learn the details of actions that are new to you. Along with concise descriptions, the book adds advice and information to answer questions that you may not have even thought to ask. In addition, there are explanations and comments illustrating why one method might be preferable to another, or why you might want to use an unfamiliar Internet Explorer command. The book provides a cross-reference index, a list of newsgroups, and tables of items (such as key shortcuts) that are not easy to find.

Microsoft Internet Explorer (order number BP425) is available for \$6.95 plus \$3 shipping and handling from Electronics Technology Today, P.O. Box 240, Massapequa, NY 11762-0240.


CIRCLE 90 ON FREE INFORMATION CARD

INTRODUCTION TO FIBER OPTICS

by John Crisp

This introduction to fiber optics neither assumes previous knowledge of the subject, nor requires a technical or mathematical background. It is suitable for anyone from engineers, technicians and installers to students and hobbyists—anyone who will be using optical fibers or needs to understand how they work.

After a broad introduction to the subject, ideas are developed clearly to ensure that new material is built upon firm foundations. Emphasis is given to areas that present the most problems. New terms are always explained, the main terms used in specifications and catalogs are described, and typical values are quoted. Representative examples of equipment such as cleavers, splicers, and optical time-domain reflectometers (OTDRs) are given, concentrating on the principles involved, which can then be transferred to other appropriate models.



Each chapter ends with multiple-choice questions, the answers to which are at the back of the book, along with a glossary and index.


Introduction to Fiber Optics costs \$28.95 and is published by Newnes, Butterworth-Heinemann, 225 Wildwood Avenue, Unit B, P.O. Box 4500, Woburn, MA 01801-2041; Tel. 617-928-2500; Fax: 617-933-6333.

CIRCLE 91 ON FREE INFORMATION CARD

THE JOY OF C: Programming in C, Third Edition

by Lawrence H. Miller and Alexander E. Quilici

This book provides step-by-step instructions to take you from novice to expert C programmer. It shows exactly how to write clear, concise C programs that are portable, efficient, and easy to maintain. The book also offers hands-on, detailed coverage of C++, one of the most popular and flexible programming languages in use today.



Avoiding contrived program fragments or incomplete coverage that leaves you confused and frustrated, the book presents instead a collection of useful programs intended to illustrate the features of C in a realistic way. A DOS-based companion disk contains all the programs in the text, so you can get immediate feedback on the programs you write. A checklist of potential trouble spots and likely errors helps you avoid mistakes and debug programs.

The book shows multiple versions of example programs. It starts out with simple ones and gradually expands as you learn to use various language features to make the program more efficient. Case studies are included that show how to build big programs from small pieces.

The Joy of C: Programming in C costs \$58.95 and is published by John Wiley & Sons, Inc., 605 Third Avenue, New York, NY 10158-0012; Tel: 1-800-225-5945; Web: <http://www/wiley.com>.

CIRCLE 92 ON FREE INFORMATION CARD

Reach All Your Connections

It's as Easy as 1-2-3 With EBC


Choose any
5 Books
for only
\$4.95

Values to \$325.00

with membership




0242003 \$24.95




0157626 \$24.95




882138X \$32.95




0717753 \$19.95




1550178 \$22.95



0765359 \$34.95 Hardcover



0112738 \$47.95 Hardcover




0157537-XX \$44.95 Hardcover/Counts as 2




0331898 \$89.50




036432X \$29.95 Hardcover




8821428 \$29.95



0582165 \$19.95



073092X \$21.95



0053146 \$24.95

Electronics Book Club®

Your leading hobbyist source for over 30 years!

YES! Please send me the books listed below, billing me just \$4.95, plus shipping/handling & tax. Enroll me as a member of the **Electronics Book Club®** according to the terms outlined in this ad. If not satisfied, I may return the books within 10 days without obligation and my membership will be cancelled. I agree to purchase just 2 more selections at regular Club prices during the next 12 months and may resign anytime thereafter.

If you select a book that counts as 2 choices, write the book number in one box and XX in the next.

Please bill me

Check or money order enclosed payable to: The McGraw-Hill Companies

Charge my Visa MasterCard AMEX Discover

Acct.# _____ Exp. Date ____/____/____


Name _____ Signature _____ (required on all orders)

Address/Apt.# _____

City/State _____


Zip _____ Phone _____

Valid for new members only, subject to acceptance by EBC. Canada must remit in U.S. funds drawn on U.S. banks. Applicants outside the U.S. and Canada will receive special ordering instructions. A shipping/handling charge & sales tax will be added to all orders.



0376581 \$39.50

See other side for more great selections! ➔



0157553 \$44.95
Hardcover




0052387 \$28.95
Hardcover




0304068 \$17.95




1574875 \$19.95



024247X \$49.00
Hardcover




0305285 \$39.95
Hardcover



5869349-XX \$44.00
Counts as 2



0116113 \$40.00



0699208 \$65.50
Hardcover



9120989-XX \$69.95
Hardcover/Counts as 2




0057311 \$44.95
Hardcover



5871890 \$12.99



0242054 \$24.95



0487375 \$24.95




0359768 \$19.95




0053553 \$50.00



0304122 \$17.95




0428433 \$60.00
Hardcover



0215286 \$19.95



1573119 \$19.95



0317917 \$60.00
Hardcover


Choose any
5 Books
for only
\$4.95
with membership

FOR FASTER SERVICE CALL: 1-614-759-3666 (Monday-Friday 8:30 am - 5:00 pm EST)
OR FAX: 1-614-759-3749 (24 hrs a day—7 days a week)

If card is missing, Write to: Electronics Book Club, A Division of the McGraw-Hill Companies, P.O. Box 549, Blacklick, OH 43004-9918



NO POSTAGE
NECESSARY
IF MAILED
IN THE
UNITED STATES



BUSINESS REPLY MAIL
FIRST CLASS MAIL PERMIT NO. 4474 COLUMBUS, OH

POSTAGE WILL BE PAID BY ADDRESSEE

ELECTRONICS BOOK CLUB®
A Division of The McGraw-Hill Companies

P.O. Box 182600
Columbus, OH 43272-3027



www.americanradiohistory.com

JOIN NOW TO GET THESE GREAT CLUB BENEFITS:

The largest selection of electronics books available anywhere – at up to 50% off publishers' prices.

Free 10-day trial on every book you order. You must be satisfied – or you may return any book within 10 days with no obligation.

Free Bonus Book Program that lets you earn points for bigger book buying power!

Great Club Terms: simply buy 2 more books at exclusive member savings within the next year with no further obligation.


Dependable Service and Delivery: you're guaranteed to get the best choice of books from all publishers. Every 3-4 weeks, you'll receive the Club Bulletin, packed with the newest and best electronics books. When the Bulletin arrives, if you want the Main Selection, do nothing – it will be shipped automatically. If you want another book or no book at all, just indicate your choice on the Reply Form and return it by the date specified. If you ever receive a book you don't want due to late delivery of the Club Bulletin you may return it at our expense.

All books are softcover unless otherwise indicated. Publishers' prices shown.

PATENT IT YOURSELF, 6TH EDITION

by David Pressman

In the sixth edition of this book, the author, a patent attorney, takes readers step-by-step through the entire patenting process. In addition, the book provides a complete guide to keeping records of your invention process, using and licensing your patent, marketing an invention, protecting software and board games, and patenting designs.



Important new Patent and Trademark Office rules and information on conducting patent searches on the Internet are covered. There is an expanded chapter for inventors who want to prepare their own patent drawings, with the latest regulations, fees, and forms. A CD-ROM containing an encrypted version of Patent It Yourself software, as well as other Nolo software products, is included.

Patent It Yourself is filled with clear examples, explanations and illustrations, and includes all necessary forms and instructions for anyone patenting an invention in the U.S.

Patent It Yourself costs \$44.95 and is published by Nolo Press, 950 Parker St., Berkeley, CA 94710; Tel: 800-992-6656; Fax: 510-548-5902.

**CIRCLE 93 ON FREE
INFORMATION CARD**

CD-ROM COMPONENT CATALOG

from Burr-Brown

Designers can quickly select the appropriate products for their needs from Burr-Brown's first catalog on CD-ROM. The disc features a parametric search engine, product selection trees, and a key-word search with applications support (applications bulletins, FilterPro,

and SPICE macromodels), making it easy to locate parts and information in the two 1300-page data books and applications handbook that it contains.



The electronic database features over 3000 pages of high-performance linear and mixed-signal product data sheets, performance graphs, detailed specifications, and ordering information. The products address applications for both analog and digital signal processing for communications, industrial and process control, test and measurement, medical and scientific instrumentation, medical imaging, digital audio and video, multimedia, and personal computer systems.

The CD-ROM Catalog is free from Burr-Brown Corporation, P.O. Box 11400, Tucson, AZ 85734; Tel: 800-548-6132; Fax: 800-548-6133; e-mail: cd-rom@burr-brown.com; Web: http://www.burr-brown.com/.


**CIRCLE 94 ON FREE
INFORMATION CARD**

THE COMPLETE COLLECTOR'S GUIDE TO POCKET CALCULATORS

by Guy Ball & Bruce Flamm

As leading authorities on early electronic calculators, and the organizers of the International Association of Calculator Collectors, the authors have a combined experience of 25 years of calculator collecting. They have extensively researched the birth and explosive growth of electronic calculators in the late 1960s and early 1970s, and have interviewed some of the top engineers and merchandisers of that era.

In this book, they offer a wealth of information on that "Golden Age" of calculators. Besides a master list of more than 1500 different models from over 220 companies, the book provides a comprehensive pricing guide, and it offers pointers on how to find desirable calculators at the best prices. There's a concise historical summary of calculator developments in the 1960s and 1970s, descriptions of the



earliest (and most valuable) pocket and portable calculators, and exclusive details about rare calculators from Russia, East Europe, and South America.

The Complete Collector's Guide to Pocket Calculators is available for \$23.95 plus \$4 for shipping and handling (California residents must add \$1.86 sales tax) from Wilson/Barnett Publishing, P.O. Box 345, Tustin, CA 92781-0345.

**CIRCLE 95 ON FREE
INFORMATION CARD**

MASTER YOUR PC (DOS AND WINDOWS) VISUALLY WITH MINIMAL READING

by Tehseen Naqvi

From the home to the office, people are using PCs to make life easier, more productive, and more fun! But the problem is how to utilize the PC to its maximum without poring over mountains of wordy manuals. A much-needed solution is presented in this book that cuts through computer jargon.

Tehseen Naqvi



Carefully sketched and short-versed pictures do all of the talking in an approach that is called "pictorial reading." With sections on DOS, Win-

dows 3.1, Windows 95, and more, this 100-page book can provide answers to all your PC questions.

Master Your PC Visually with Minimal Reading costs \$12.95 and is published by Vantage Press, Inc., 516 West 34th Street, New York, NY 10001; Tel. 800-882-3273.

CIRCLE 96 ON FREE INFORMATION CARD

DIGITAL CONSUMER ELECTRONICS HANDBOOK

by Ronald K. Jurgen, Editor-in-Chief

This comprehensive guide to today's fast-changing world of digital consumer electronics provides a wealth of engineering information, covering every major area of digital electronics today as well as future projections. The reader will find complete details on enabling technologies; the latest standards; delivery and reception systems; imaging, audio, and information and communication products; appliances; and residential automation. Each section is edited by experts in the field.



Based on fundamental digital concepts, the handbook takes you step by step through the technologies for optical video systems; digital versatile disk (DVD); high-definition television (HDTV); digital VCRs, camcorders, and photography; digital cable systems; CD players; PCs; and more. Packed with over 650 helpful illustrations, this essential reference tool enables the reader to understand even the most complex digital technologies.

Digital Consumer Electronics Handbook costs \$99.50 and is published by McGraw-Hill, Inc. 11 West 19th Street, New York, NY 10011; Tel. 212-337-5951; Fax: 212-337-4092; Web: www.ee.mcgraw-hill.com.

CIRCLE 97 ON FREE INFORMATION CARD

THINK TANK

(continued from page 61)

Each oscillator can easily be adjusted for best sound with a potentiometer.

As you can see, the circuit consists of five identical twin-T oscillators associated with op-amps in IC1-a through IC3-a, while IC3-b serves as a preamplifier mixer whose output is coupled by C17 to output jack J1. Look at the circuit associated with IC1. Resistors R1, R2, and capacitor C1 constitute one leg of the twin-T network branches. Components C2, C3, R3, and R4 constitute another twin-T network branch in parallel with the first branch. When the values of the resistors and capacitors in the twin-T network are proportioned properly, the circuit will operate as a free-running oscillator or as a ringing circuit, depending on the resistance set by potentiometer R4. Each oscillator's output, taken from the op-amp output side of the twin-T network, is fed to a common line through resistors R26 through R30, then through C16, and R31 to op-amp IC3-b. That last op-amp amplifies the signal and feeds it to output jack J1.

Resistor values are the same from one oscillator to the next. Different frequencies are obtained by using different value capacitors. Although some of the capacitor values listed are non-standard values, they can easily be obtained by paralleling available standard capacitors—and recalling that paralleled capacitors add in value. For example, capacitor C2, at 0.02 μF , was obtained by paralleling two 0.01 μF capacitors. Capacitor C8 was found by shunting 0.01 μF with a 0.005 μF capacitor. Use standard values found in your electronics junk-box and a little arithmetic! The capacitor values shown will produce tones for a tom-tom, low-pitched bongo and high-pitched bongo. Other tones can be obtained. For example, for bass drums, use larger capacitor values, and for higher-pitched bongos, wood blocks and claves, etc., use smaller value capacitors. When you add on another oscillator circuit, using oscillator IC1-a as an example, remember that C2 and C3 must always be equal, and C1 must always be twice the value of either. If the capacitor values are cut in half, the frequency increases approximately one octave and vice-versa.

Adjustment of potentiometers R4, R8, R12, R16, and R20 are very simple and should be made from time to time because of drift due to voltage and/or temperature changes. Connect the output of the electronic bongo to an amplifier or earphones. Turn all the potentiometers to their maximum resistance position (full counterclockwise). Turn each potentiometer, one at a time, clockwise, until oscillation starts. Then turn them each counterclockwise until the oscillation just stops. Tap a touch plate quickly, and you'll hear a percussion-like sound.

—Craig Kendrick Sellen, Waymart, PA

Wow, that's really unusual! This is one project worthy of a nicely crafted wooden case.

Well, that's another month's worth of soldering-iron fodder. Please send diagrams and full explanations of your best working circuits to Think Tank, **Popular Electronics**, 500 Bi-County Blvd., Farmingdale, NY 11735. You'll receive a book for each one that appears here, or if you fill a whole column you'll get a free kit, a book, and an individually packaged Motorola MC1010L chip from 1967. Keep those ideas coming! ■

Coil Design and Construction Manual



YOU CAN WIND YOUR OWN COILS?

There's no trick to it except knowing what you are doing. In a unique, 106-page book you can become expert in winding RF, IF, audio and power coils, chokes and transformers. Practically every type of coil is discussed and necessary calculations are given with the mathematical data simplified for use by anyone. Get your copy today!

Mail coupon to:

Electronics Technology Today, Inc.
P.O. Box 240
Massapequa Park, NY 11762-0240

Please send me my copy of *Coil Design and Construction Manual* (160). I enclose a check or money order for \$8.95 to cover the book's cost and shipping-and-handling expenses. NY state residents must add local sales tax.

Name _____

Address _____

City _____ State _____ ZIP _____

All orders must be paid in U.S. funds only. Sorry, no orders accepted outside of USA and Canada. Please allow 6-8 weeks for delivery.

Popular Electronics

Supplement to Popular Electronics
November 1997

Market CenterTM

ROBOTIC MACHINING

ROUTE, MILL, DRILL, CARVE, ENGRAVE, PAINT
IN WOOD, PLASTIC, VINYL, PC BOARD, & LIGHT METALS!

STARTING AT
\$695.00

- 4 MOTOR GANTRY MILL CONFIGURATIONS
- PC COMPUTER CONTROLLED CNC/DNC
- IMPORT/ EXPORT FILES TO OTHER CADS
- AUTO-BACKLASH COMPENSATION
- PRE-MACHINED HEAVY CASTINGS
- SIMULTANEOUS 3 AXIS MOTION
- FREE 3D CAD/CAM SOFTWARE
- AVAILABLE IN KITS OR ASSEMBLED
- EXPEDITE SERVICE ALSO AVAILABLE
- OPTIONAL ALUMINUM WAY COVERS
- .001" RESOLUTION / AMERICAN MADE




3 AXIS UNITS
FROM 12" X 12" TO
66" X 66" MACH. AREA

<http://www.uscyberlab.com>

U.S. CYBERLAB, INC. 14786 SLATE GAP RD., WEST FORK, AR 72774

CALL NOW FOR INSTANT SPECS 501-839-8293 24 HR. FAX-BACK



*Everything you'll need for installing, maintaining,
troubleshooting and repairing electronic equipment*

✓ Tool Kits, Shipping Cases and Specialty Tools

✓ Test Instruments . . . and much more!

✓ Courteous Customer Service Always

✓ Free Technical Support including
our FaxBack® System

✓ Lifetime Guarantee

on most Jensen brand
brand hand
tools

JENSEN TOOLS

7815 S.46th Street, Phoenix, AZ 85044

Tel: 800-426-1194 or 602-968-6231

Fax: 800-366-9662 or 602-438-1690

Visit us on the WWW - <http://www.jensentools.com>

**FREE
CATALOG
800-426-1194
Dept. 362**

CIRCLE 153 ON FREE INFORMATION CARD

SPECIAL PROJECTS

We design/build/modify/repair/consult on any device / system / process / project electronic / computer / mechanical / optical (eg: phone/auto/security/Radionic/lab/energy/HV/EM/RF/radar/ultrasonic/IR/UV/commo) for business and personal/invention needs. Describe & include nonrefundable \$30 pre-engineering fee. Time & cost estimates sent in 7-10 days. Confidentiality guaranteed!

OFF-THE-SHELF HARDWARE

Van Eck Systems ★ Data Card Reader/Writers ★ RF/EM/μWave/Radar/Ultrasonic/IR/Light/Sound Detectors/Xmitters/Jammers/Blasters ★ Security/Surveillance ★ EM Crystal Countermeasures ★ Neurophone/Rife/Crystal Radionics ★ Bug & Tap Detectors/Blasters ★ Lineman's Handsets ★ Phone Color Boxes ★ Voice Disguisers ★ ESS Infinity Devices ★ DTMF Decoders ★ Child Finder ★ Panic Button ★ Slot Machine Masters ★ Subliminal Mixer/Amps (Ultrasonic/Infrasonic) ★ TENS ★ Hearing Assistors ★ Electronic Dowzers ★ Shriek Modules ★ Ghost Detectors ★ Vortex Generators ★ Alien Brainblasters ★ 6th Sense Communicators ★ More! Order Catalog Today!!

AUTOMATIC TELLER MACHINES

ATM crimes, abuses, vulnerabilities and defeats exposed! 100+ methods detailed, include: Physical, Reg. E, cipher, PIN compromise, card counterfeiting, magnetic stripe, false front, TEMPEST, Van Eck, tapping, spoofing, inside job, super-cool, vibration, pulse, high voltage - others. Case histories, law, countermeasures, detailed security checklist, labeled internal photos, figures. ATMs contain up to \$250,000 in cash!

PAGER (BEEPER) MANUAL

Describes in detail how Pagers work, different types and uses, frequencies, advantages over and uses with cellphones, and tips and tricks. How Pagers are hacked and countermeasures. Includes plans for a Personal Pocket Paging System (xmitter and receiver).

HACKING FAX MACHINES

Describes in detail how Fax Machines are hacked and countermeasures. Includes G3 Fax protocols, commo parameters, compression algorithms, Class 1 & Class 2 commands, Spy Fax Switcher, Fax Servers, FODs/FOCs, and Makeup/Terminating Codes. And insights into designing Fax interception devices and modifying existing Faxes into Stealth Faxes. Eye-popping and invaluable!

PBX HACKING

PBXs are hacked to the tune of about \$8 Billion/yr! "PBX Hacking" exposes all issues relating to PBX hacking, including countermeasures. This manual was featured in Forbes Magazine! Shocking!

VOICE MAIL HACKING

Exposes how Voice Mail Box systems are used and specific ways they are hacked. Includes ASPEN, MESSAGE CENTER, BIX, GENESIS, RSVP, CENTAGRAM, EZ, AUDIX, SYDNEY, PHONE MAIL, CINDY, SPERRY LINK, etc. A must for all users, hackers, and security personnel!

10% OFF
Orders Over
\$100!!

TOP SECRET

NOW BIGGER & BETTER!

CONSUMERTRONICS

P.O. Box 23097 ABQ, NM 87192

ORDER TODAY! 505-237-2073

Fax: 505-292-4078

Web Adventure: www.tsc-global.com

Established in 1971. Featured on CBS "60 Minutes," Forbes, New York Times. Add \$5 total S/H (US, Canada). Sold for educational purposes only. Postal M.O. is fastest. VISA, MC OK. COD (\$49.999), add \$7.

STOPPING POWER METERS \$29

As reported on "60 MINUTES"! How devices can slow down (even stop) watt-hour meters - while loads draw full power! Device plugs into one outlet and normal loads into other outlets. Describes meter creep, overload drop, etc. Plans!

THE I.G. MANUAL: External magnetic ways (applied to meter) to slow down and stop power meters while drawing full loads. Plans. \$25.

KW-HR METERS: How watt-hour meters work, calibration, error modes (many), ANSI Standards, etc. Demand and Polyphase Meters. Experimental results to slow and stop meters by others. A real eye-opener! \$25.

Special!! All 3 (above), Only \$59!

BEYOND PHONE COLOR BOXES

Dozens of PCB's described - many circuits. Plus Call Forwarding, Conferencing, Phreak History, Glossary, Diverters, Extenders, Loops, REMOBS, Bridging Heads & Cans, Optocom, 3rd Party and many other non-box methods - more! \$29.

BEYOND VAN ECK PHREAKING

Eavesdropping on TV and computer video signals using an ordinary TV described in detail. Range up to 1 KM. Plans include both the Consumertronics Tempest and the original Top Secret Van Eck designs! More! \$29.

HACKING ANSWERING MACHINES

All the known ways answering machines are hacked to listen to and erase messages, and to convert them into mini-VMBs. Plus countermeasures - protect yourself from hackers/thieves! \$19.

PHREAKING CALLER ID & ANI

Details on how they work and dozens of effective ways of defeating Caller ID, ANI, '69, '57, Call Blocking, '67 etc. Also describes Caller ID, Orange, Beige, Cheese & CF Boxes, ESS, SS7, E-911, various Class services, CN/A, Non Pub DA, CAMA, DNR, 800-ECR, Diverters, LD Extenders, Centrex - much more! \$19.

CELLPHONE MOD GUIDE

Learn how they are reprogrammed and cloned. Vulnerabilities, scanning, control data formats, freq. and channel allocations, roaming, much more! 10 times more info than any competitors' manual! \$59

THE HACKER FILES

100s of the best eye-popping articles written by top hackers/phreakers. ASCII text. Covers every major topic in hackerdom! On 3 HD PC Disks! \$39.

HACKING THE INTERNET \$24

The latest tricks and methods being used on the Net to pirate software (warez) and the coolest hacking websites. Updated every two months, so you know its fresh. Password Defeats, Packet-Switched Networks, Unix, Sprintnet, X.25, anonymous FTP. Examples, countermeasures, and lots more!

INTERNET CONS & SCAMS \$19

Net cons and related frauds now rake in \$2+Billion annually! Most are done with little fear of prosecution. Detailed, + countermeasures.

INTERNET TRACKING & TRACING \$29

The Net is infected with spammers, stalkers, scammers and other wrongdoers who hide behind its anonymity. Trace them down using this comprehensive, eye-popping manual!

Special!! All 3 above, Only \$59!

COMPUTER PHREAKING \$39

Describes in detail how computers penetrate each other, and how VIRUSES, TROJAN HORSES, WORMS, etc are implemented. Dozens of computer crime and abuse methods and countermeasures. Includes disk filled with hacker text files and utilities, and the legendary FLUSHOT+ protection system. Internet advice, password defeats, glossary - much more! Manual + PC Disk!

OTHER EXCITING TITLES!

STEALTH TECHNOLOGY \$24

Every known police radar error - stealth method and material used to minimize radar and laser reflections - tactic and strategy to fight speeding tickets!

MIND CONTROL \$29

Fear increases over EM and ultrasonic mind control technologies - especially implant! Many have been victimized. Learn shocking truth about this bizarre phenomena!

THE PLACK REPORT \$29

How to read and decrypt the magnetic flux-reversals on popular credit/debit card magnetic stripes. How to determine the PIN, bank number, more! No hardware needed!

HIGH VOLTAGE DEVICES \$29

Many HV device plans: Stun Gun, Taser, Prod, Cane, Flasher, Blaster, Zapper, Radar Jammer, Jacob's Ladder, Fence Charger, Geiger Counter, Fish Stunner, much more!

RADIONICS MANUAL \$29

Exciting electromagnetic therapeutic, diagnostic devices (mostly experimental). Descriptions, plans, availability.

POLYGRAPH DEFEATS \$19

How anyone can tell "the truth" to a "lie detector". Many proven methods to beat the test, and what to avoid.

THE REBEL IS GONNA KICK YOUR A**!

ALL-NEW TOP SECRET CATALOG. FEATURES 200+ EXCITING HI-TECH PRODUCTS!

MAIL '3, OR 'I WITH ORDER!

ORDER TODAY!



- **Hobbyists**
- **Service Technicians**
- **Educators**
- **Installers**

The Source For All Of Your Electronics Needs MCM Electronics®

To take advantage of these prices, you must supply this special price code: ▼

SOURCE CODE: POP46

SAME DAY SHIPPING! Orders in by 5:00PM (your time) shipped same day!

Prices effective Sept. 18 through Dec. 5, 1997.

30 Watt 2 Meter Amplifier

Ideal for use with hand held transceivers. Rated output is easily obtained with 5 watts in, 1 watt minimum. Requires 13.8VDC negative ground, 8A. Reverse polarity protection. 7 watt maximum input. SO-239 type connections. Frequency range 144-148MHz, FM only. **Regular price \$69.95**

#111-2115
\$45.00



#72-2055
\$27.00

TENMA® DMM

Features 3½ digit LCD display, DC voltage measurement up to 600V, transistor, diode and battery test. Also measures AC voltage to 500V, DC current to 2A, and resistance to 2000Kohm. Holster, manual and test leads included. Requires one 9V battery. **Regular price \$31.95**

#33-3085
\$4.99



"F" Driver

This multi-purpose tool is indispensable for DSS/DBS, CATV and MATV installers. The "F" driver incorporates two tools into one. A socket to get the connector into tight spaces, and a threaded connector for easy insertion of "F" connectors to cable end.

#55-1191
\$15.95

MCM AUDIO SELECT™

8" Shielded Woofer


This high quality polypropylene cone woofer features rubber surround and shielded magnet, making it ideal for home theater applications. Great for cabinet upgrade or original design. Power capacity 70W/100W RMS/peak, 30-5KHz frequency response, 1.4" 8ohm voice coil.



General Purpose Diode Kit

Contains the most popular values of silicon rectifiers used in virtually every piece of electronics equipment. A must for repair bench or schools. Also contains electrical specifications and reorder numbers. **Kit includes ten each of:** 1N4002F, 1N4004F, 1N4006F, 1N4007F, 1N5401, 1N5404, 1N5407G, 1N5408, 6A10, 6A40, 6A80, and 6A100.


#102-026
\$19.95



Electrolytic Capacitor Assortment

Contains 75 radial and axial short lead capacitors. Voltages and values will vary. Voltages range from 6.3V-50V. Values range from .1MFD-470MFD.

#102-030
\$6.95



Valor

The Coax Connector

Six Position Antenna Coax Switch

Heavy duty six position switch is ideal for all HF and VHF antenna switching applications including Citizens Band. Frequency range 0-250MHz. 1500W P.E.P maximum. All connectors are SO-239 type. **Suggested list \$39.95. Limited quantities.**

#58-282
\$22.50

12-36VDC Motor

Replacement motor for remote control cars, can be used for experiments, hobbies and more. 5800 RPM under normal load with a current draw of 510mA. Approximate HP is 1/40. Overall length: 3.27". Shaft length: .81". Motor diameter: 1.40". Shaft diameter: .125 (knurl dia.: .131). Mfr. Johnson 7500 Series. **Limited quantities.**

#58-2515
\$3.99



**FREE
CATALOG!**



1-800-543-4330

www.mcmelectronics.com



MCM ELECTRONICS®
650 CONGRESS PARK DR.
CENTERVILLE, OH 45459
A PREMIER FARNELL Company

Hours: M-F 7 a.m.-9 p.m.,
Sat. 9 a.m.-6 p.m., EST.

SOURCE CODE: POP46

AMAZING ELECTRONIC & SCIENTIFIC DEVICES

Lasers, Tesla, Ions, Anti-Gravity, Magnetics & More!
Plans • Ready-to-Use • Easy-to-Build Kits

Laser Ray Gun
Handheld, battery operated. Produces an intense burst of light capable of burning holes.
LAGUN2 Plans \$20.00
LAGUN2K Kit / Plans Price on Req



250KV Tesla Coil
10-14" of Explosive Bolts of Lightning!
• Transmit Wireless Energy
• Ion Motors
• Anti-Gravity
• Strange and bizarre pyrotechnical effects
• Many other experiments shown in detail
• Award winning science project!
BTC3 Plans \$15.00
BTC3K Kit/Plans with coil \$299.50
BTC30 Assbld Ready to Use \$399.50
BTC4 Plans, 500KV unit \$20.00



ATTENTION: Experimenters & Researchers!
Anti-Gravity, Rail & Coil Guns, Mass Warping, Levitation Research, Exploding Water, Propulsion Drives, Lattice Snapping, EMP etc. Loss-less Energy Charger with triggered spark switch. • Adjustable 500 to 3KV out
• Charges up to 25KJ • Programmable Output
HEP1 Plans \$15.00
HEP1K Kit/Plans with 500J \$399.50
HEP10 Lab Assembled - to your spec's.
Write, call or fax for price & delivery
...shown connected to potential rail gun system




Visible Beam Gas Lasers
Millions degree temp equiv. Illuminates low level clouds
• Light Shows
• Window Listener
• Optical Projects
• 12/115V
• Science Project
LAS1KM 1 mw, low cost Kit \$69.50
LGU6K 2-3mw Kit \$119.50
HNE70 5-7mw, ready to use \$299.50



Gravity Generator
Levitate an object!
Great science fair project!
GRA1 Plans \$15.00
GRA1K Power Supply Kit/Plans \$99.50
GRA10 Assbld Kit/Plans \$149.50
Includes text book on Anti-Gravity theory!



Solid State Tesla Coil
• Generate fiery electrical plasma discharge
• Powers light and objects without contact
• Experiment with electrical and mechanical fields. TCL5 Plans \$8.00
TCL5K Kit/Plans 12VDC \$49.50




Pioneer a Futuristic Weapon!
Electric Gun - prototype designed in our lab - Join the research!
• Ballistic Velocities
• Handheld • Battery Operated
• Labeled as DANGEROUS Product
Experiment now before it is classified as a firearm! EGUN1 Plans \$20.00
(Must be 21 for purchase of hardware)




Ion Ray Gun
Project Energy!
Star Wars technology demonstrates weapons potential. IOG7K Kit/Plans \$99.50



"Talking" Plasma Globe
Spectacular color. Pulsates to music, sounds!. 8-9", with intensity and sound controls. PLASMA1 Ready to Use \$79.50



Electronic Hypnotizer *Caution Required*
Control their minds! Programmable audible and visual stimuli induces hypnotic trances. HYP2K Kit with Book \$39.95
EH2 Hypnosis Book & Plans \$14.95




We can design and build high voltage systems - to your spec's!
Call or fax us with your requirements!

4000 Volts 10ma High Voltage Module - Ready to use - for many projects from hoverboards to pyrotechnics.
MINMAX4 While they last! \$19.50

TACTICAL ELECTRONICS

Cybernetic Ear!
Enhances normal hearing 3-4 times!
Adjustable volume control, fits easily into either ear. Many, many uses.
Ready to Use
CYBEREAR \$19.95



Telephone Line Grabber/Infinity Transmitter
Use tone phone anywhere in the world to:
• Monitor your premises - avoid break-ins
• Access ongoing calls - longwinded kids
• Control up to 8 appliances in your home!
• Re-direct costly toll calls from pay phones!
TELCON3 Plans (credit to purch) .. \$ 10.00
TELCON3K Plans/Kit \$99.50
TELCON30 Ready to Use \$149.50



Long Range "Ultra-Ear"
Parabolic Mic can hear a distant whisper! BUG Mother Nature!
20" dish uses satellite technology to capture distant sounds. PM5 Plans \$ 8.00
PM5K Kit/Plans \$149.50
• Optional Wireless Retrofit transmits captured sounds to an FM radio.
WM5K Kit for Wireless Option \$29.50



Phasor Sonic Blast Pistol
Rids areas of unwanted pests. Trains and conditions wild and domestic animals. Great for barns, attics, cellars, gardens.
PPP1K Kit/Plans \$39.50




3 Mi Telephone Xmitter
• Tune-able 80-130 Mhz • Undetectable
• Only transmits when phone is used
VWPM7K Kit/Plans \$39.50

3 Mi Voice Transmitter
• Ultra-Sensitive Mike
• Crystal Clear
• Tunes 80-130 Mhz.
FMV1K Kit/Plans \$39.50



FireBall Gun
Shoots flaming ball - two shot capacity. Great for special effects and remote fire starting. CAUTION REQUIRED!
FIREBALL Plans (dangerous product) \$10.00



Shocker Force Field/Vehicle Electrifier
Make hand and shock balls, shock wands and electrify objects. Great payback for those wiseguys!
SHK1K Easy to Assemble Kit \$19.50



Extended Play Telephone Taping System
• Tapes Phone Conversation • Extends Tape X4 • Check Local Laws before using!
TAP30X Ready to Use \$84.50



"Drop-In" (1mi) Telephone Transmitter
Easily tunable over FM radio. Never needs battery! #DROPIK Kit/Plans \$ 19.95



See In Total DARKNESS!
• High Quality IR Night Vision Scope with IR illuminator.
SD10 Ready to Use \$199.50




Electric Charge Gun
Life is Precious - PROTECT IT!
Stuns & immobilizes attackers 15 feet away! Check your state laws for legality. More knockdown power than most handguns. No permanent injury. ID coded.
ECG1 Data (Creditable to purch) \$10.00
ECG10 Charge Gun, Ready to Use, Includes FREE Stun Gun! \$249.50
STUN GUNS - sold separately:
STUN100 100,000 Volts \$34.50
STUN200 200,000 Volts \$49.50



3 Mi Tracker Transmitter
• Tunable Output
• Uses FM Radio
• Excellent Signal Beacon
HOD1K Kit/Plans \$39.50



MIND CONTROL!
Places subjects under your control. Programmable audible & visual stimuli with biofeedback. Induces strange & bizarre hallucinations without drugs. Caution - not FDA approved.
MIND2 Plans \$15.00
MIND2K Kit and Plans \$49.50
MIND20 Assembled Unit \$69.50



FANTASTIC BRIGHTNESS!
High Quality Laser Pointer
LAPN64 15mw equiv, 2000' \$39.50
LAPN61 50mw equiv, 4000' \$84.50



Window Bounce Laser Listener
Aim at window and listen to sounds from reflected light. CAUTION - Not for illegal use. LWB3 Plans \$10.00
LWB3K Kit/Plans (req's vid tripod) \$149.50



1000' Potato Cannon
Not a Toy! Uses electronic or piezo ignition. CAUTION REQUIRED!
POT1 Plans (dangerous product) ... \$10.00



VISIT US ON THE WEB!
<http://www.amazing1.com>

INFORMATION UNLIMITED

Dept PEM-7, Box 716, Amherst, NH 03031
Phone: 603-673-4730 FAX: 603-672-5406
MC, VISA, COD, Checks accepted Please add \$5.00 S & H

CATALOG!
FREE with Order or send \$1 P&H

24 Hour Phone
800-221-1705
Orders Only Please!

DALBANI

PLEASE MENTION WHEN ORDERING CODE PE97
 Items are subject to availability. Prices are subject to change without any prior notice.

ORIGINAL JVC OPTICAL PICK-UP ASSEMBLY
 • Optima-6s
Order N° 46-2705


\$53.80



\$20 MINIMUM ORDER
CALL NOW FOR YOUR FREE CATALOG
1-800-325-2264

30 WATTS PENCIL SOLDERING IRON
 • 30 Watts Power
 • Bakelite Construction • 1/8" Tip
Order N° 51-1055

\$3.65



Over 30,000 items to choose from

Semiconductors	Headphones	Tuners
Security Product	Cleaning kits	Triplers
Cellular Accessories	Telephones	Idle Tires
Educational Video	Connectors	Flybacks
Power Products	CATV/MATV	Lanterns
Remote Controls	Terminal	Pinch Rollers
Cable assembly	Switches	Clips & Ties
VCR Heads	Speakers	Multimeters
Power Supplies	Boombox	Chemicals
Soldering tools	Resistors	Antennas
Educational kits	Batteries	Microphones
Frequency Counters	Fuses	Capacitors
Car Audio Accessories	Tools	And many more
Microwave Accessories	Idlers	
Telephone Accessories	Bells	

HOT PRICES ON POPULAR SEMI'S

Order #	Brand	Min	Price
BU-208	TESLA	10	\$1.49
BU-208/O	TOSHIBA	1	3.49
2N-3055	TESLA	10	0.29
2N-3773	TESLA	5	1.20
2SD-1398	SANYO	10	1.39
2SD-1650	SANYO	5	0.99
STR-30130	SANKEN	1	2.66
TA-7777N	TOSHIBA	1	5.25
TDA-2005	SGS	5	1.49

SOLDER PASTE
 • For soldering and tinning
 • net/content 50g
Order N° 51-1920

92¢



DALBANI



CALL FOR FREE CATALOG
 1-800-325-2264

\$3.95


UNIQUE REALTIME OSCILLOSCOPE BUILT-IN FUNCTION GENERATOR 2-CH DUAL TRACE 1 MHZ FUNCTION GENERATOR

GS

Features: • Wider than specified frequency response • High deflection factor of 1mV/div. • Wide dynamic range up to 30MHz without waveform distortion • Algebraic sum of CH1 and CH2 • Low drift with compensation circuit • Superb trigger sensitivity • Maximum sweep rate of video signals with internal TV sync. separator • Jitterless trigger circuitry • CH1 signal output terminal available • Variable trigger hold-off • High precision X-Y phase difference measurement up to 50KHz • Built-in function generator with BNC output of 50Ω and TTL • Three kinds of waveform are available with 50Ω output • Flat output waveform frequency up to 1MHz

Specifications: Vertical deflection: • Bandwidth: DC coupled (DC to 20MHz normal), AC coupled: (10Hz to 20MHz normal) • Deflection factor: 5mV/div to 5V/div in 10 calibrated steps of 1-2-5 sequence • Rise time: 17.5ns or less

Horizontal deflection: • Time Base A: 0.2μs to 0.2S/div in 19 calibrated steps. 1-2-5 sequence • Uncalibrated continuous control between steps of at least 1: 2.5.



20 MHZ
 Manuf # OS-9020G

\$450.00



The most popular VCR ALIGNMENT TOOL KIT

- VCR Head pulley
- Retaining ringremover
- Spring hook
- Micro screwdriver
- Hex key set
- Fitted vinyl
- Soft zippered case
- 7 Assorted head & guide aligners
- Dimensions: 9 1/2"(W) X 12 1/4"(L)
- 3 Reversible screwdrivers (Small-Flat-Fillips)

Order N° 50-888

\$24.99



Order N° 50-820

UNIVERSAL AUDIO/VIDEO REMOTE

- Controls basic functions of TV, VCR, cable box, and CD or laser player
- Ergonomic design! Main buttons are in line with natural thumb motion
- Two-minute memory allows time to replace batteries without reprogramming
- Programming reminder sticker inside battery compartment
- Sleep time for 60, 30, or 15 minutes (according to your TV)
- Set key recessed to prevent accidental deprogramming
- Requires four AAA Batteries (not included)

Order N° 82-1055

MAGNAVOX
 Smart. Very smart

\$9.95

- Cable (11 brands)
- VCR (68 brands)
- TV (77 brands)
- Compact disc and Laser Disc (94 brands)




DIGITAL MULTIMETERS DALCO

- Overload protect 1000V DC or peak AC on all other ranges
- Input impedance 10MΩ on all ranges
- Base accuracy range ± 0.5 % to ± 1.0 %
- Resistance 200Ω, 2K, 20K, 200K, 2M, 20M
- Audible continuity response lower than 50Ω
- DC Voltage 200mV, 2V, 20V, 200V, 1000VAC Voltage 200mV, 2V, 20V, 200V, 700V
- Dfm. : 6.75"(H) x 3.33"(W) x 1.15"(D)

Order N° 50-850

\$19.95



TEMPERATURE CONTROLLED SOLDERING STATION

- Voltage Input: AC 110V (or 220V) 50 Hz/ 60 Hz
- Power Consumption: 35 W
- Operating Voltage: AC 24V Warm-Up Time: 40 sec.
- Ceramic Heater Element
- Temperature Indicator °C
- Digital LED Display
- Heat Sensor At Element Tip
- Controlled range from 150° To 420°C Fused Circuit
- Low Power High Effectlon-Compare with the majority it requires only 1/2 of electricity low consumption

Order N° 51-1000

DALCO

\$79.00

Digital Auto-Temp




TUN-O-WASH (12.5 Oz aerosol)

Fast drying electronics grade cleaner for tuners, controls and PC boards.

- Designed for cleaning and degreasing consumer electronics
- Cleans in one step, no rinsing required
- Contains no ozone depleting compounds HCFC free
- Not for use on energized equipment
- CFC and

Order N° 30-0100

\$7.50




FLYBACK TRANSFORMERS

Replaces GOLDSTAR 154-074R

Order N° 63-850

\$14.50




6-PIECES PRECISION SCREWDRIVER SET

- Three flat head : 2.4x75mm, 3x100mm, 3.8x150mm
- Three Phillips : No. 0x75mm, No. 1x100mm, No. 1x150mm
- A screwdriver with three sections, precision production with long life to be used.
- Available for fixing and combination of computer TB set, communicated instrument, ratio, camera, glasses, clock, watch and kinds of precision units.

Order N° 50-1040

\$5.95

New



WORLD'S SMALLEST

Wireless Video Transmitters

Used by hundreds of hobbyists and professionals alike in R/C models, Robots, Surveillance Video, movie Special Effects, and Law Enforcement.

"... previously, I used expensive wireless units from Pelco, MVP, and Supercircuits. Nothing approaches the VidLinks in power, picture quality, size, and value. Thank you." *R. Leslie, CCTV Installer, NY.*
 "The best... Incredible color, resolution... very easy to use... cool." *P. Davis, Movie Props, CA.*

Actual Size!!!



Live Remote Video From \$99.00

- Full 100 mW RF Power. Range 500ft. to 1/2mile •
- Crystal Controlled •
- High-Resolution Full Color/ B&W video •
- Fully epoxy encased- no exposed components •
- Fully assembled- only two wires to attach •
- MONEY BACK GUARANTEE. •

VidLink 100: 100mW Power- upto 1/4 Mile
\$199.00 New! High-Power!

VidLink 15: 15mW Power- upto 150 Feet
\$99.00 New! Low Price- Same Size!

Covert Camera: 1 1/4" sq. Pinhole Lens
\$169.00 Pro Grade Japanese Quality!

*** Audio Module Now Available. Call. ***
 Check/MO, COD +\$5.00, S&H \$5.50

**AEGIS
RESEARCH**

#671-1225 E. Sunset Dr.
 Bellingham, WA
 98226-3529 USA

1-604-224-0416

Visit our virtual catalog on the INTERNET at:
<http://www.lynx.bc.ca/virtualspy>



CABLE TV Converters & Descramblers

Compatible with
**Jerrold, Scientific Atlanta,
 Pioneer, Oak, & Hamlin
 Equipment**

BRAND NEW!

6-MONTH GUARANTEE

LOWEST PRICES

Volume Control & Parental Lockout Available

Greenleaf Electronics

1-800-742-2567

NO ILLINOIS SALES

It is not the intent of Greenleaf Electronics to defraud any pay television operator and we will not assist any company or individual in doing the same.

CONTROL RELAYS • LIGHTS • MOTORS

MEASURE

TEMPERATURE • PRESSURE • LIGHT LEVELS • HUMIDITY

INPUT

SWITCH POSITIONS • THERMOSTATS • LIQUID LEVELS

MODEL 30 \$79



- PLUGS INTO PC BUS
- 24 LINES DIGITAL I/O
- 8 CHANNEL
- 8 BIT A/D/ I/M
- 12 BIT COUNTER
- UP TO 14K SMP/SEC

MODEL 45 \$189



- RS-232 INTERFACE
- 8 DIGITAL I/O
- 8 ANALOG INPUTS
- 2 ANALOG OUTPUTS
- 2 COUNTERS-24 BIT

MODEL 100 \$279



- 12 BIT 100 KHZ A/D
- 4 ANALOG OUTPUTS
- 2 TIMER COUNTERS
- 24 DIGITAL I/O

MODEL 60 \$179



- 8 2-AMP RELAYS
- 16 DIGITAL I/O
- 1 8-BIT ANALOG INPUT

MODEL 40 \$109



- RS-232 INTERFACE
- 28 LINES DIGITAL I/O
- 8 ANALOG INPUTS
- PWM OUTPUT
- OPTIONAL 12 BIT A/D

MODEL 70 \$239



- RS-232 INTERFACE
- 16 BIT A/D
- 5.5 DIGIT
- UP TO 60 SMP/SEC


NEED A CUSTOM PCB? TRY US.

PRAIRIE DIGITAL, INC.

PHONE 608-643-8599 • FAX 608-643-6754

820 SEVENTEENTH STREET • PRAIRIE DU SAC, WISCONSIN 53578


CIRCLE 45 ON FREE INFORMATION CARD



RAINBOW KITS

Many of our kits are available completely built!

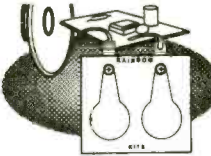
SUPER SNOOPER BIG EAR



Listen through walls, hear conversations across the room. Add a parabolic reflector and hear blocks away. The BIG EAR can be hidden about anywhere. Makes an ultra sensitive intercom. Can be used as a 1.5W AMP. We supply a mini-electret mike in the kit. Power requirement 6 to 12v DC. SIZE: 1.75" x 1"

AA-1 BUILT \$29.95 KIT 10.95


LIE DETECTOR



This kit can be great fun at parties. Lie and an audible tone will change, the more you lie the louder the tone. When you lie, your hands sweat. This kit allows you to measure these changes, only a very slight amount of change will cause the tone to increase in frequency. Power requirement 6 to 12v DC. SIZE: 8" x 12"

LD-1 KIT \$9.95

DC VOLTAGE MONITOR



If battery status is important, you need this kit. This kit uses 7 LEDs to monitor 12v DC in 1v, 1/2v, or 1/4v steps. Monitor 8v or 5v in 1/4v steps. Great for boats, motor homes, model planes or race car n-cads. All parts and instructions are included. SIZE: 1.3" x 2.7"

VM-1 KIT \$7.95

STROBE LIGHT



Do you need an attention getter, warning light, or flashing light for model airplanes? Then this kit is for you. Use it as an emergency light for your auto, radio tower, even use it on your bicycle. Has a variable flash rate. Power requirement 6 or 12v DC. Size 3.5" x 1.9"

ST-1 KIT \$11.95

PHONE TRANSMITTER



Small but mighty, it fits anywhere. Phone line powered, never needs batteries. Transmits both sides of a phone conversation loud and clear, wireless, to any FM radio at great distances. Variable tones from 70MHz to 130MHz FM. You can also use it as a speaker phone. SIZE: 1.25" x 6"

TEL-B1 KIT \$12.95

AUDIO PREAMP

Boost your microphones output to line level!



Plug your mic into our AP-1 and drive your amp to full capacity. Connect an AP-1 to a pair of amplified speakers, plug your mic in and you have an instant PA system. Requires 6 to 12v DC Size: 1.75" x 1"

AP-1 KIT \$9.95

WIRELESS FM MICROPHONE



Small but mighty this little jewel will out perform most units many times its price. It really stomps out a signal. The WM-2 kit is a buffered wireless mike that operates from 80MHz to 120MHz FM, the frequency of any broadcast FM radio. Includes a mini-electret mike. 6 to 12v DC. SIZE: 1.25" x 1"

WM-2 KIT \$14.95

TV NOTCH FILTERS

FOR CHANNELS 2 thru 22 ONLY



Our TV filters eliminate unwanted TV channels or interference that alters both sound and video with a beep beep beep. Works on cable channels (2 thru 22) only.

NOTE: All TV Filter Kits are sold for educational purposes only. You must obtain permission from your local cable company before using these filters on your cable system.

DF-222 KIT \$14.95

SWEET 16 TONE DECODER

Sweet 16 tone decoder operates great over phone lines, radios or scanners.



- 16 TTL Level Outputs
- DTMF Decoder Decodes 16 different touch tones using the phone, radios, or scanners.
- One relay & driver circuit on board.
- 9v battery powered. Size 2 3/4" x 2 1/8"

TT-16 KIT \$34.95

FM STEREO TRANSMITTER



Own your own FM radio station. Any stereo signal you plug into the FMST-100 will be transmitted to any FM radio tuneable from 76 to 108MHz FM. Transmit a wireless link through an auditorium, from your car to your camper, listen to your CD's while mowing the lawn, Play music on one channel sing on the other. Clarity is excellent, approx. 40dB stereo separation. Length of antenna determines the distance of transmission. Complete with stereo input level controls & crystal for stereo separation. 9v battery operation. SIZE: 1.5" x 2.5" x 3"

FMST-100 KIT \$29.95
Cabinet \$8.95

He-Ne Laser Kit.

A Laser switching power supply kit

Input 12v Dc 1A, Output 2 to 12 KV at 3 to ma. Trigger voltage approx. 8 to 10KV Complete with PC Board 6.25" x 2.25", schematic and all parts

LPS-1 KIT \$69.95

B He-Ne Laser Tube

L1MW-1 KIT \$49.95

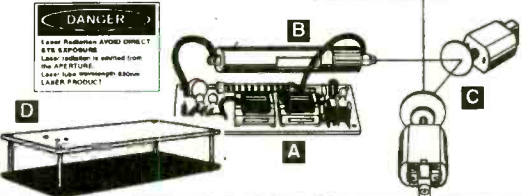
C Mirror motor kit

Project Lissajous patterns on walls. Comes complete with 2 Motors, 2 Front Surface Mirrors, Mounting Brackets, and Speed Control.

MM-2 KIT \$34.95

D Deluxe Case

LDIS-1 KIT \$49.95



- Laser Tube \$49.95
- Power Supply \$69.95
- Mirror motor kit \$34.95
- Deluxe Case \$49.95


TOTAL \$204.80

Laser Special all for \$189.95

\$14.85 DISCOUNT

PHONE TONE GENIE

Control 4 separate devices with DTMF tones from anywhere in the world!



- Easy to operate.
- One push button programming.

Simply connect your Phone Tone Genie to your phone line and program in a security code using DTMF tones up to 16 digits in length with your telephone. Any device connected to the Phone Tone Genie can then be turned on or off by entering your security code. Each device may operate off of 120 AC and up to 2 Amps. Operates from 12 VDC Wall transformer which is included. Size 1.5"Hx5"Wx5"D

- Turn a device ON or OFF, from anywhere in the world.
- Listen for any sounds in your house using the AA-1 Big Ear kit.
- Connect the Phone Tone Genie to the speaker of your scanner or ham radio to listen for a special tone code that can turn on an emergency radio for fireman or police.

PTG-1
PTG-C

BUILT \$139.95

KIT \$99.95
Case \$12.95

MICRO-MINIATURE PHONE TRANSMITTER




We haven't seen a smaller phone transmitter than the MMPT2 kit. Powered by the phone, it requires no battery. Transmits both sides of a phone conversation to an FM radio up to a 1/4 mile away. Tunable from 88 to 108MHz FM. Attach it to one phone or add it to the line to pick up all incoming calls. The MMPT2 is undetectable if properly installed. The kit is made with surface mounted parts, we have already mounted these parts. You install the leaded parts. SIZE: .45" x .6"

MMPT2

KIT \$29.95

MICRO-MINIATURE WIRELESS MIKE



So small you could hide this one on some real bugs! It's the smallest we've ever seen. With it's super sensitive mike it transmits a whisper or a room of conversation to an FM radio, tunable from 88 to 108MHz FM. With a proper antenna it transmits about 1/2 mile. The kit is made with surface mounted parts, we have already mounted these parts. You install the leaded parts. Power requirement 6 to 12v DC. Size .35" x .9"

MMWMS

KIT \$34.95



This Manual contains schematics, parts lists & P.C. board layouts for many of the Rainbow Kits. Use your own parts to construct our kits.

KIT BOOK \$14.95

\$9.95 with the purchase of any kit.



Please add sufficient postage. First lb \$5.00 Canada \$7.00 Additional LB. Add \$1.00 US FUNDS ONLY We will accept telephone orders for Visa or Mastercard

Electronic Rainbow Ind., Inc.
6227 Coffman Rd. Indianapolis, IN 46268

CALL 317-291-7262 FAX 317-291-7269
INTERNET: www.rainbowkits.com



EARN MORE MONEY!

Be an FCC LICENSED ELECTRONIC TECHNICIAN!



No costly school. No commuting to class. The Original Home-Study course prepares you for the "FCC Commercial Radio-telephone License." This valuable license is your professional "ticket" to thousands of exciting jobs in Communications, Radio-TV, Microwave, Maritime, Radar, Avionics and more...even start your own business! You don't need a college degree to qualify, but you do need an FCC License.

No Need to Quit Your Job or Go To School
This proven course is easy, fast and low cost! **GUARANTEED PASS**—You get your FCC License or money refunded. **Send for FREE facts now. MAIL COUPON TODAY!**

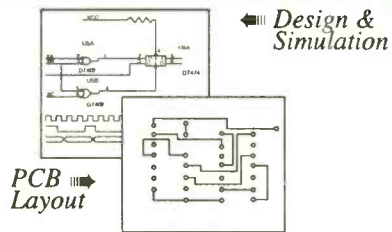
Or, Call 1-800-932-4268 Ext. 240

COMMAND PRODUCTIONS

FCC LICENSE TRAINING, Dept. 240
P.O. Box 2824, San Francisco, CA 94126
Please rush **FREE** details immediately!

NAME _____
ADDRESS _____
CITY _____ STATE _____ ZIP _____

Low Cost CAD Software Now In Windows™ 95



- Easy to use schematic entry program (**SuperCAD**) for circuit diagrams, only \$149. Includes netlisting, bill of materials, extensive parts libraries.
- Digital simulator (**SuperSIM**) allows you to check logic circuitry quickly before actually wiring it up. Works directly within SuperCAD and displays results in "logic analyzer" display window. Starting at \$149 this is the lowest cost simulator on the market. Library parts include TTL, and CMOS devices.
- Analog simulator (**mentalSPICE**) for \$199. Allows AC, DC and transient circuit analysis. Includes models of transistors, discretes, and op amps.
- Circuit board artwork editor and autorouter program (**SuperPCB**), starting at \$149. Produce high quality artwork directly on dot matrix or laser printers. You can do boards up to 16 layers including surface mount. Includes Gerber and Excellon file output. Autorouter accepts netlists and placement data directly from the SuperCAD schematic editor.
- New!—Complete electronic design package (**mentalMAX**) including schematic editor, analog and digital circuit simulation, and printed circuit board layout with autorouter for only \$549!

Write or call for free demo disks:
MENTAL AUTOMATION, INC.
5415 - 136th Place S.E.
Bellevue, WA 98006
(425) 641-2141
Internet: <http://www.mentala.com>

Learn MICROCONTROLLERS EMBEDDED SYSTEMS and PROGRAMMING...

...with the AES learning system/ embedded control system. Extensive manuals guide you through your development project. All programming and hardware details explained. Complete schematics. Learn to program the LCD, keypad digital, analog, and serial I/O. for your applications.



THREE MODELS AVAILABLE. Choose from an Intel 8051, Intel 8088, or Motorola 68HC11 based system. All models come with:

- 32K Byte ROM, 32K Byte RAM • 2 by 16 Liquid Crystal Display • 4 by 5 Keypad • Digital, Analog, and Serial I/O • Interrupts, timers, chip-selects • 26 pin expansion connector • Built-in Logic Probe • Power Supply (can also be battery operated) • Powerful ROM MONITOR to help you program • Connects to your PC for programming or data logging (cable included) • Assembly, BASIC, and C programming (varies with model) • Program disks with Cross Assembler and many, well documented, program examples • User's Manuals: cover all details (over 500 pages) • Completely assembled and ready to use • Source code for all drivers and MONITOR • Optional Text Book

Everything you need. From \$279.
Money Back Guarantee


Call for Free Info Pack, or see
WEB at <http://www.aesmicro.com>
714-550-8094 FAX 714-550-9941



AES 970 W. 17TH STREET, SANTA ANA, CA 92706, USA

Call 1-800-730-3232

Electronic Training Videos



Learn electronics quickly and easily with UCANDO's computer-animated training videos. Students can learn at their own pace and professionals will find the UCANDO videos to be a valuable source of reference material. If these videos aren't the best learning tools you've ever seen, return them within 30 days for a complete refund. These videos are being used by Tech-Schools, CET's, Military Branches, Ham Operators, Industries, and more, across the United States and around the world. Order today and see how UCANDO is ...

"Changing The Way The World Learns Electronics."

VCR Maintenance & Repair ... \$29.95 All others ... \$44.95 each
 * Intro to VCR Repair * Direct Current * Alternating Current * Semiconductors * Power Supplies * Amplifiers * Oscillators * Digital 1 * Digital 2 * Digital 3 * Digital 4 * Digital 5 * Digital 6 * AM Radio * FM Radio Part 1 * FM Radio Part 2 * TV Part 1 "Intro to TV" * TV Part 2 "The Front End" * TV Part 3 "Audio" * Fiber Optics * Laser Technology *

SAVE!!! 6 videos for only \$240 or 12 videos for only \$450



1-800-678-6113

or mail check or money order to:

UCANDO Videos

P.O. Box 928

Greenville, OH 45331



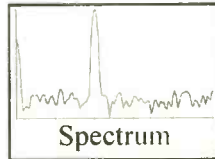
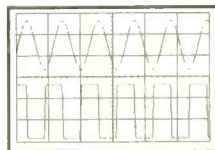
FREE Shipping ... FREE Catalog

CIRCLE 136 ON FREE INFORMATION CARD

OSCILLOSCOPES

from \$169 !!!

ATC O-Scope uses printer port to turn PC-AT into Digital Storage Oscilloscope, Spectrum Analyzer, Freq. Counter, Logger, DVM. DC-500KHz



- Print, log to disk, or export data
- Accepts standard scope probes
- Uses standard printer port
- Small and portable
- Works with laptops
- Same day shipping
- Made in U.S.A.
- Single channel units from \$169
- Dual channel units from \$349

Options:

- Probe sets
- Automotive probes
- Battery packs

Order yours today.

800 980 9806

MC/Visa/Amex

Allison Technology Corporation

8343 Carvel, Houston, TX 77036 USA

PH: 713 777 0401, FAX: 713 777 4746, BBS: 713 777 4746

<http://www.atcweb.com>

CIRCLE 137 ON FREE INFORMATION CARD

Any waveform you want!




Starting at

\$795


Quantity 1

Money back guarantee

Telulex Inc. model SG-100




DC to 20 MHz linear and log sweeps




Int/Ext AM, SSB, Dualtone Gen.



Int/Ext FM, PM, BPSK, Burst




Ramps, Triangles, Exponentials




Pulse Generator



Noise



Arbitrary Waveforms



Unlimited Possibilities!

- **Synthesized Signal Generator**
Clean sinewaves DC-20 MHz with .001% accuracy! .1 Hz steps. DC Offset. RS232 remote control.
- **Arbitrary Waveform Generator**
40 Megasamples/Second. 32,768 points. 12 bit DAC
- **Function Generator**
Ramps, Triangles, Exponentials & more to 2 MHz!
- **Pulse Generator**

Digital waveforms with adjustable duty cycle

Telulex Inc.

2455 Old Middlefield Way S Tel (415) 938-0240 <http://www.Telulex.com>

Mountain View, CA 94043 Fax (415) 938-0241 Email: sales@Telulex.com

CIRCLE 142 ON FREE INFORMATION CARD

Our Complete Catalog is now online
<http://www.cir.com>

CIRCUIT SPECIALISTS INC.

Check Out What We Have To Offer:

Fantastic DMM Offer!!!

Don't let the price fool you. This meter is a digital multimeter designed for engineers and hobbyists. Equipped with 5 functions and 19 ranges. Each test position is quickly and easily selected with a simple turn of the FUNCTION/RANGE selector rotary switch.

Rubber Boot Included

General
 Display: 3-1/2 Digit LCD, 21mm Figure Height with Automatic Polarity

Overrange Indication: 3 Least Significant Digits Blank

Temperature for Guaranteed Accuracy: 23°C±5°C RH<75%

Temperature Ranges:

Operating: 0°C to 40°C (32°F to 104°F)
 Storage: -10°C to 50°C (14°F to 122°F)

Power: 9V Alkaline or Carbon-Zinc Battery (NEDA 1604)

Low Battery Indication: BAT on Left of LCD Display

Dimensions: 188mm long x 87mm wide x 33mm thick

Net Weight: 400g



Our Best Offer Ever on a

High Quality Full Sized DMM

\$19.00 any qty

DC Voltage (DCV)
 Range: Resolution: Accuracy:

200mV 100µV
 2000mV 1mV ±(1%rdg+2dgt)
 20V 10mV
 200V 100mV
 1000V 1V

Maximum Allowable Input: 1000V DC or Peak AC.

DC Current (DCA)
 Range: Resolution: Accuracy:

200µA 100nA
 2000µA 1µA ±(1.2%rdg+2dgt)
 20mA 10µA
 200mA 100µA
 10A 10mA ±(1.2%rdg+2dgt)

Overload Protection: mA input. 2A/250V fuse.

AC Voltage (ACV)
 Range: Resolution: Accuracy:

200V 100mV ±(1.2%rdg+10dgt)

750V 1V

Frequency Range: 45Hz-450Hz

Maximum Allowable Input: 750V rms

Response: Average Responding, Call-brated In rms of a Sine Wave.

CAT NO DESCRIPTION PRICE
9300G Rugged High Quality DMM with Rubber Boot \$19.00

Resistance (Ω)
 Range: Resolution: Accuracy:
 200Ω 100mΩ
 2000Ω 1Ω
 20KΩ 10Ω ±(1.2%rdg+2dgt)
 200KΩ 100Ω
 2000KΩ 1KΩ
 20MΩ 10KΩ ±(2%rdg+10dgt)

Maximum Open Circuit Voltage: 2.8V

Diode Test
 Measures forward voltage drop of a semiconductor junction in mV test current of 1.5mA Max.

ohfE Test
 Measures transistor hFE.

Switchable Scope Probe Sets

(Selectable X1/Ref/X10) These high quality scope probe sets are for oscilloscopes up to 60MHz (model HP 9060) or 150MHz (model HP9150). Both sets include a handy storage pouch and include an IC test-hook adapter for the probe. The BNC connector rotates to avoid cable tangle or kink. Cable length is 1.4 meters.

CAT NO	DESCRIPTION	PRICE EACH
HP-9060	Scope Probe Set DC~60MHz	\$16.49 \$14.49 \$11.58
HP-9150	Scope Probe Set DC~150MHz	24.95 21.95 18.62

Etching Chemicals/Ferric Chloride

A dry concentrate that mixes with water to make 1 pint of etchant, enough to etch 400 sq. inches of 1oz board.

CAT NO	DESCRIPTION	PRICE EACH
ER-3	Makes 1 pint	\$3.50 \$2.75



Positive Photo Resist Pre-Sensitized Printed Circuit Boards

These pre-sensitized printed circuit boards are ideal for small production runs. They provide high resolution and excellent line width control. High sensitive positive resist coated on 1oz. copper foil allows you to go direct from your computer plot or art work layout. No need to reverse art.

Single-Sided, 1oz. Copper Foil on Paper Phenolic Substrate

CAT NO	DESCRIPTION	PRICE EACH		
		1	10	50
PP101	100mm x 150mm/3.91" x 5.91"	\$2.55	\$1.90	\$1.70
PP114	114mm x 165mm/4.6" x 6.6"	2.98	2.45	1.98
PP152	150mm x 250mm/5.91" x 9.84"	5.40	3.98	3.60
PP153	150mm x 300mm/5.91" x 11.81"	6.15	4.48	4.10
PP1212	305mm x 305mm/12" x 12" NEW!	12.78	10.65	8.52

Single-Sided, 1oz. Copper Foil on Fiberglass Substrate

CAT NO	DESCRIPTION	PRICE EACH		
		1	10	50
GS101	100mm x 150mm/3.91" x 5.91"	\$ 3.90	\$2.98	\$2.60
GS114	114mm x 165mm/4.6" x 6.6"	4.80	3.49	3.20
GS152	150mm x 250mm/5.91" x 9.84"	8.69	5.98	5.78
GS153	150mm x 300mm/5.91" x 11.81"	10.20	7.20	6.80
GS1212	305mm x 305mm/12" x 12" NEW!	18.88	15.73	12.59

Double-Sided, 1oz. Copper Foil on Fiberglass Substrate

CAT NO	DESCRIPTION	PRICE EACH		
		1	10	50
GD101	100mm x 150mm/3.91" x 5.91"	\$ 5.07	\$3.68	\$3.38
GD114	114mm x 165mm/4.6" x 6.6"	5.95	4.29	3.99
GD152	150mm x 250mm/5.91" x 9.84"	10.47	7.39	6.98
GD153	150mm x 300mm/5.91" x 11.81"	11.95	8.69	8.30
GD1212	305mm x 305mm/12" x 12" NEW!	22.09	18.35	14.68



Developer This product is used as the developer on our positive photo-resist printed circuit boards. Includes instructions. 50 gram package, mixes with water, makes 1 quart.

CAT NO	DESCRIPTION	PRICE EACH		
		1	10	25
POSDEV	Positive Developer	\$.95	\$.80	\$.50



Etching Tank This handy etching system will handle PC boards up to 8" x 9", two at a time. Ideal for etching your PCB's! System includes an air pump for etchant agitation, a thermostatically controlled heater for keeping etchant at optimum temperature and a tank that holds 1.35 gallons of etchant. A tight fitting lid is also supplied to prevent evaporation when system is not being used. Typical etching time is reduced to 4 minutes on 1oz. copper board!

REDUCES ETCHING TIME! CAT NO 12-700 DESCRIPTION Etch Tank System PRICE \$37.95

Removeable Hard Drive Racks

The ideal solution for protecting highly sensitive data. Or, buy one computer and allow individual users to keep their hard drive with their own applications and set-ups. Just turn the system off, lift the handle and the hard drive pops right out. Key lock included to avoid accidental or unauthorized removal. Includes hard drive activity LED's. Rack includes mounting hardware, keylock, front panel LED, convenient pull out handle. Made from high impact ABS plastic. Fits in 5.25" bay.

Features: • Ideal for Hard Drive Portability • Solve Software Data Security Issues • Carry Your Hard Drive Between Home and Office • Each User Can Have His or Her Personal Hard Drive


CAT NO	DESCRIPTION	PRICE
SpecialHDRACK-IDE	For IDE Hard Drive	\$14.95



SEE OUR ON-LINE CATALOG AT
www.cir.com

Digital Panel Meters (LCD & LED)

Don't let the prices fool you. These digital panel meters are not surplus, so even if you design them into an ongoing manufactured product, you can be assured of continued availability. These high quality digital panel meters are decimal point selectable with guaranteed zero reading at zero volts input.



3-1/2 Digit LCD 3-1/2 Digit LED 4-1/2 Digit LCD

PM-328: 4-1/2D LCD Digital Panel Meter

Features

- 200.00mV Full Scale Input Sensitivity
- Single 9V DC Operation
- Decimal Point Selectable
- 11mm LCD Figure Height
- Automatic Polarity Indication
- Low Battery Detection and Indication
- High Input Impedance (>100 Mohm)

Specifications - PM-328

Maximum Input : 199.99mV DC
 Maximum Display : 19999 counts (4-1/2 Digits)
 Indication Method : LCD Display
 Overrange Indication : "1" Shown in the Display
 Input Impedance : >100 Mohm
 Accuracy : ±0.05% (23+5°C, <80% RH)
 Power Dissipation : 1mA DC
 Decimal Point : Selectable w/Wire Jumper
 Supply Voltage : 9V DC
 Size : 67mm x 44mm

Applications Include:

- Voltmeter
- Thermometer
- pH Meter
- dB Meter
- Watt Meter
- Current Meter
- Capacitance Meter
- LUX Meter
- LCR Meter
- Other Industrial & Domestic Uses

Specifications - PM-128/PM-129

Maximum Input : 199.9mV DC
 Maximum Display : 1999 counts (3-1/2 Digits)
 Indication Method : w/Automatic Polarity Indication
 Measuring Method : PM-128 - LCD Display
 PM-129 - LED Display
 Dual-Slope Integration
 A/D Converter System
 Overrange Indication : "1" Shown in the Display
 Reading Rate Time : 2-3 Readings per sec.
 Input Impedance : >100 Mohm
 Accuracy : ±0.5% (23+5°C, <80% RH)
 Power Dissipation : PM-128 - 1mA DC
 PM-129 - 60mA DC
 Decimal Point : Selectable w/Wire Jumper
 Supply Voltage : PM-128 - 9V DC
 PM-129 - 9V DC
 Size : 67mm x 44mm

PM-128: 3-1/2D LCD Digital Panel Meter

PM-129: 3-1/2D LED Digital Panel Meter

Features

- 200mV Full Scale Input Sensitivity
- PM-128 - Single 9VDC Operation
- PM-129 - Single 9VDC Operation
- Decimal Point Selectable
- PM-128 - 13mm Figure Height
- Automatic Polarity Indication
- Guaranteed Zero Reading for 0 Volt Input
- High Input Impedance (>100Mohm)

AS LOW AS \$5.25 ea.

CAT NO	DESCRIPTION	1	10	25	100	250
PM-128	3-1/2 Digit LCD Panel Meter	\$ 9.90	\$ 7.09	\$ 6.40	\$ 5.86	\$ 5.25
PM-129	3-1/2 Digit LED Panel Meter	11.49	9.54	8.67	7.95	6.95
PM-328	4-1/2 Digit LCD Panel Meter	19.88	16.40	14.90	13.66	11.93



Ball Bearing 12V DC Fans

These High Quality Fans feature Ball Bearings and Brushless DC Motors. All of them are designed to meet UL, CSA & VDE Standards. Design these fans into power supplies, computers or other equipment requiring additional air flows for heat removal. These fans are regular Circuit Specialists stock items — they are not surplus.

INDUSTRY BEST PRICING!

CAT NO	1	10	25	100
CSD 4010-12	\$ 9.88	\$ 6.38	\$5.48	\$4.87
CSD 6025-12	9.38	5.91	5.41	4.71
CSD 8025-12	8.88	5.85	5.19	4.49
CSD 9225-12	8.95	6.14	5.29	4.59
CSD 1225-12	11.45	8.96	7.82	6.85

Specifications

CAT NO	DIMENSIONS (MM)	RATED VOLTAGE (V)	START VOLTAGE (V)	INPUT CURRENT (A)	AIR FLOW (CFM)	STATIC PRESSURE (INCH-H ₂ O)	SPEED (RPM)	NOISE LEVEL (dB)	WEIGHT (g)
CSD 4010-12	40x40x10mm	12	7	0.06	5.1	0.19	5,500	26	20
CSD 6025-12	60x60x25mm	12	5	0.13	13.7	0.165	4,500	28	65
CSD 8025-12	80x80x25mm	12	5	0.16	37.8	0.177	3,000	31	80
CSD 9225-12	92x92x25mm	12	5	0.32	42	0.18	2,800	37	95
CSD 1225-12	120x120x25mm	12	5	0.35	62	0.180	2,500	42	135

- SOLDER • SOLDER • SOLDER
- SOLDER • SOLDER • SOLDER

We stock high quality 60/40(Sn%/Pb%), .031" and 63/37, .031" diameter. This is prime JIS certified solder that we maintain as a regular stock item (It is not "Left-overs, Rejects or Surplus") and you can buy it from us at a fraction of the price that you are used to.

Tired of Paying Inflated Prices for Solder?

CAT NO	DESCRIPTION	1	10	25
RH60-1	1-lb. Spool, .031", 60/40	\$ 6.90	\$ 5.96	\$ 5.30
RH63-1	1-lb. Spool, .031", 63/37	6.95	6.10	5.41
RH60-4	4.4-lb. Spool, .031", 60/40	24.00	21.90	17.92
RH60-TUBE	6-oz. Tube, .031", 60/40	.99	.89	.79



CCD Camera - IR Responsive As Low As \$85!!

This black and white monochrome CCD Camera is totally contained on a PCB (70mm x 46mm). The lens is the tallest component on the board (27mm high from the back of the PCB) and it works with light as low as 0.1 lux. It is IR Responsive for use in total darkness. It comes with six IR LED's on board. It connects to any standard monitor, AUX or video input on a VCR or through a video modulator to a TV. Works with a REGULATED 12V power supply (11V-13V). Hooks up by connecting three wires: red to 12V, black to ground (power & video) and brown to video signal output.



Power Supply Regulating Kit for CA-H34 This simple kit is designed to fit onto the back of the CA-H34 CCD camera. It resolves the problem of hooking up the camera to an UNREGULATED supply (which damages the camera) by providing safe regulated power from any 12V-14V DC supply. It also provides regulated 12V DC from a 12V AC source.

CAT NO	DESCRIPTION	1	5
CA-H34	PCB Mounted IRCCD Camera	\$99.00	\$85.00
A34	Power Supply Regulating Kit	\$6.95	----

SEE OUR ON-LINE CATALOG AT www.cir.com

CIRCUIT SPECIALISTS, INC.

SINCE 1971

800-811-5203

602-464-2485

602-464-5824 (FAX)

WE ACCEPT:



RECEIVE OUR LATEST 132 PAGE CATALOG!

It's chock full of all types of electronic equipment and supplies. We've got I.C.'s, capacitors, resistors, pots, inductors, test equipment, breadboarding supplies, PC supplies, industrial computers, data acquisition products, personal computers and computer parts, plus much, much more. FAX us your name and address or call 800-811-5203, ext. 5, to leave a message on our catalog request line.



COUNTERSURVEILLANCE COVERT SURVEILLANCE

VIBRATING TRANSMITTER DETECTOR

DETECTS:

- Body Wires
- FM Wireless Mics
- AM Transmitters
- UHF Transmitters



AI-2100 . . . \$189.95

TRVD-900

DETECTS:

- Body Wires • Transmitters
- Tape Recorders • Video Equipment



TRVD-900 . . . \$495

BLACK BOX COLOR CAMERA



BX-300 . . . \$395

SMOKE DETECTOR COLOR CAMERA



SD-300 . . . \$450

COVERT COLOR VIDEO LAMP

- 380 (H) TV Lines
- 2 Lux Sensitivity
- Undetectable Lens



VL-300 . . \$595

AI-5500 COMPLETE SAFETY SYSTEM

DETECTS:

- All Phone Taps
- All Body Wires
- All Transmitters

DISRUPTS:

ALL TRANSMITTERS & BODY WIRES WITH ITS BUILT-IN
WHITE NOISE SIGNAL BREAKER



\$379.95

WSS-300 COLOR WIRELESS SURVEILLANCE SYSTEM

FEATURES:

- FCC Approved 2.4GHz Transmitter / Receiver
- Radio w/ Built-In Color Camera / Transmitter
- 380 (H) TVL Resolution • Super Low 2 Lux
- 4-Channel Receiver • 300' Transmission

Note: Cassette Player Non-Functioning **\$895**



All 300 Series Color Cameras Feature: Superior Resolution - Over 380(H) TV Lines
Super Low 2 Lux Sensitivity, 3.7mm Wide-Angle Lens. Built-In Backlight Compensation

Items May Be Purchased by Credit Card, Certified Check, Money Order or C.O.D.

Send \$6.00
for 32-Page
Catalog
(FREE w/ Purchase)

AMERICAN INNOVATIONS, INC.

119 ROCKLAND CENTER ~ SUITE 315 • NANUET, NY 10954

VOICE: (914) 735-6127 • FAX: (914) 735-3560

HTTP://WWW.SPYSITE.COM • E-MAIL: AMERICAN@SPYSITE.COM

Dealers &
Distributors
Welcome

Whaddya Say To
A Guy Who's Had
The Same Job
For 50 Years,
Has Never Called
In Sick Or
Showed Up Late,
Never Taken A
Vacation Or A
Holiday, Never
Asked For A
Raise Or Griped
About His Bonus
And, Believe It Or
Not, Has No
Plans For
Retirement?



Thanks.

Remember - only you can prevent forest fires.

Weeder Technologies

Add \$4
Ship/Hand
US & Canada

FREE
CATALOG!



Pro-Kit

PO Box 2426, Ft. Walton Beach, FL 32549

850-863-5723

Stackable RS-232 Kits

Digital I/O - 12 I/O pins individually configurable for input or output. DIP switch addressable; stack up to 16 modules on same port for 192 I/O points. Turn on/off relays. Sense switch transitions, button presses, 4x4 matrix decoding using auto-debounce and repeat. **\$32.00**

Analog Input - 8 input pins. 12-bit plus sign self-calibrating ADC. Returns results in 1mV steps from 0 to 4095. Software programmable alarm trip-points for each input. DIP switch addressable; stack up to 16 modules on same port for 128 single-ended or 64 differential inputs. **\$49.00**

Home Automation (X-10) - Connects between a TW523 and your serial port. Receive and transmit all X-10 commands with your home-brewed programs. Full collision detection and auto re-transmission. **\$39.50**

Caller ID - Decodes the caller ID data and sends it to your serial port in a pre-formatted ascii character string. Example: *12/31 08:45 850-863-5723 Weeder, Terry <CR>. Keep a log of all incoming calls. Block out unwanted callers to your BBS or other modem applications. **\$34.50**

Touch-Tone Input - Decodes DTMF tones used to dial telephones and sends them to your serial port. Keep a log of all outgoing calls. Use with the Caller ID kit for a complete in/out logging system. Send commands to the Home Automation or Digital I/O kits using a remote telephone. **\$33.50**

Telephone Call Restrictors

Two modes of operation; either prevent receiving or placing telephone calls (or call prefixes) which have been entered into memory, or prevent those calls (or call prefixes) which have 'not' been entered.

Block out selected outgoing calls. Bypass at any time using your password. **\$35.00**

Block out selected incoming calls. Calls identified using Caller ID data. **\$48.00**

50 MHz Frequency Counter

Reads frequency from 1Hz to 50MHz and displays up to 7 digits on a 18 character LCD. Auto-range feature provides floating decimal point and automatic placement of suffix (Hz, KHz, or MHz). Microcontroller based provides for very small parts count, only 2" x 3" big. **\$48.50**

IR Remote Control Receiver

Learns and records the data patterns emitted by standard infrared remote controls used by TVs, VCRs, Stereos, etc. Lets you control all your electronic projects with your TV remote. Seven individual I/O pins can be assigned to any button on your remote, and can be configured for either 'toggle' or 'momentary' action. **\$32.00**

DTMF Decoder/Logger

Keep track of all numbers dialed or entered from any phone on your line. Decodes all touch-tones and displays them on a 18 character LCD. Holds the last 240 digits in a non-volatile memory which can be scrolled through. Connect directly to radio receiver's speaker terminals for off-air decoding of repeater codes, or numbers dialed on a radio program. **\$54.50**

FM TRANSMITTERS! FUN PROJECTS! AND MORE!

PRICES SUBJECT TO CHANGE WITHOUT NOTICE



TOLL FREE ORDERLINE: 1-800-336-7389
FAX LINE: 1-602-731-4748

PRODUCT INFO NUMBER: 1-602-894-0992

XANDI ELECTRONICS, INC.

YOUR MANUFACTURER OF HIGH QUALITY KITS!

143.775 MHz CRYSTAL CONTROLLED TRANSMITTER KITS



XTR300EZ \$79.95
XTL3000EZ \$99.95
XTL1000EZ \$69.95

XTR300 TRACKING TRANSMITTER KIT
Transmits continuous beep-beep-beep
Ideal for locating lost or stolen items
Range up to 1 mile

XTL3000 LONG RANGE TRANSMITTER KIT
Sensitive built in microphone
Range up to 1 mile
Custom frequencies available

XTL1000 TRANSMITTER KIT
Sensitive built in microphone
Range up to 1/2 mile
Custom frequencies available

CRYSTAL TRANSMITTER KITS

- Ultra-miniature surface mount construction.
- E-Z kit approach makes assembly a snap.
- Miniature battery and holder will mount directly to the circuit board.
- Transmit to any scanner type receiver

BUG DETECTOR

XBD500
\$129.95



- Professional quality.
- Assembly is a snap.
- Covers 1 to 2,000MHz.
- Uses new Microwave Integrated Circuit amplifier.
- Adjustable sensitivity.
- Audio jack for privacy ear phone.

Any intercepted signal causes an audio tone that increases from a low pitched growl to a high pitched squeal as the signal strength increases.

88-108 MHz FM RECEIVER

XMR2000
\$29.95

- Worlds smallest FM radio.
- As small as a hearing aid.
- Weighs less than 1/4 oz.
- Digital touch tuning.
- Ideal for use with our 88-108MHz FM transmitters



88-108 MHz FM TRANSMITTER KITS



XST 500EZ \$49.95
XWB 1000EZ \$46.95
XFM 100C \$21.95

XSP 250EZ \$34.95
XTR 100C \$29.95
XTT 100C \$19.95

XST 500 Voice transmitter. Range up to 1 mile. Supersensitive mic. Uses 9 volt battery. Uses surface mount components.

XWB 1000 Voice transmitter. Range up to 1/2 mile. Includes mic and battery on circuit board. Uses surface mount components.

XFM 100 Voice transmitter. Range up to 1 mile. 9 v battery and leaded components.

XSP 250 Super-miniature telephone transmitter. Range 1/4 mile. Powered by phone line. Uses surface mount component.

XTR 100 Tracking transmitter. Range up to 1 mile. Uses 9 volt battery. Transmits a BEEP - BEEP tone

XTT 100 Telephone transmitter. Range up to 1 mile. Uses 9 volt battery.

NEW!!



XPC 200 PIN HOLE CAMERA
400 LINE RESOLUTION

- Audio and Video outputs.
- See entire room through pin sized hole.
- Use with any TV or VCR with audio & video input connectors.
- Other models available.

Assembled \$169.95



XVS100 TV TRANSMITTER

- Use with XVC200, VCR, Camcorder, etc.
- Power cube included.
- Uses UHF TV Band.
- Transmits video & audio.
- Up to 100 foot range.

E-Z Kit \$39.95

"THE ENFORCER"! NEW!

XXE-1000 EZ Kit \$49.95

10.450 TO 10.550 GHz hand held transmitter. Extra high output level. Includes an input connector for keyed amateur band operation. May be used to test your own radar detector.




PHONE VOICE CHANGER KIT

16 levels of digital voice changing. Sound tougher, older or younger, female or male.

NEW!!

Works with regular or multi-line phones. Connects between handset and phone. Note: will not work with cordless or cellular type telephones.



XVC-2005C
\$59.95

XANDI ADVANCED HOBBY KITS



XPS 1000C
\$55.95

TELEPHONE SNOOP KIT

- Dial home from anywhere and hear inside your home.
- TouchTone coded for secure operation.
- Stop burglars and intruders.
- Reliable 24 hour protection.



XLC 900C
\$49.95

SCANNER CONVERTER KIT(800-950MHZ)

- Uninterrupted coverage of the 800 to 950 MHz band.
- Works with any 400-550MHz scanner.
- Gain: 6 dB typical.
- Noise figure: 3 dB typical.



XVA 250C
\$49.95

VOICE-STRESS ANALYZER KIT

- See at a glance if your being lied to
- Subject need not be present. Works with voices from recordings, TV or radio.
- Has built-in microphone.
- Easy to use LED display output.



XFS 108C
\$39.95

88-108 MHz FM STEREO TRANSMITTER KIT

- Separate level control for both left and right channels.
- Output level circuit with test points for quick and easy tuning.
- Transmit from any stereo audio source to most any FM stereo receiver.

Serving the public since 1981



WE ACCEPT CHECK, VISA, MC, MO. COD
SHIPPING & HANDLING EXTRA



CALL FOR YOUR FREE CATALOG

SEND MAIL ORDERS TO:
XANDI ELECTRONICS, INC.
BOX 25647
TEMPE, AZ 85285-5647

CIRCLE 134 ON FREE INFORMATION CARD

Why rent your cable box?
You can buy your own for as little as...

\$25

Call for prices on...

Zenith
Jerrold
Tocom
Pioneer
Scientific Atlanta
Pioneer

KABLEWORKS

Your #1 source for unmodified cable TV converters & accessories!

**CALL
1-800-899-5000
TO ORDER!**

Super Savings!!!

Super Savings!!!



10 Watt Multimedia Speakers
Amplified speaker system features 10 watt max. power

output, 80Hz-20KHz frequency response, 0.5% THD, 40dB signal-to-noise, 2" x 4" full range speaker. Separate controls for volume and power. Includes cables and wall transformer. Size: 3-7/8" (D) x 3-1/2" (W) x 5-1/2" (H).

Retail Price: \$34.95

No. 220-0201.....\$9.95 (per pair)




50 Watt Multimedia Speakers
Amplified speaker system features 50 watt max. power

output, 80Hz-20KHz frequency response, 3" magnetically shielded full range speaker. Separate controls for power, volume and tone. Includes LED power indicator and front headphone jack. Includes cables and wall transformer. Size: 5-1/8" (D) x 4-1/2" (W) x 7" (H).

Retail Price: \$79.95

No. 220-0203.....\$29.95 (per pair)



20 Watt Multimedia Speakers
Amplified speaker system features 20 watt max. power

output, 80Hz-20KHz frequency response, 0.3% THD, 45dB signal-to-noise, 3" full range speaker. Separate controls for volume, power and tone. LED power ON indicator. Includes cables and wall transformer. Size: 5-1/2" (D) x 3-3/4" (W) x 7-1/8" (H). Retail Price: \$59.95

No. 220-0202.....\$19.95 (per pair)

Super CHARGER™

Alkaline and Ni-Cd Charger for AAA, AA, C and D Cell batteries. Incredible space-age technology automatically and safely recharges regular alkaline (1.5V) and nickel cadmium (1.2V) batteries. Mfg: Buddy L Model #8000. *Repackaged*



No. 140-0140.....\$7.95 (ea)



340 E. 1st St.
Dayton, Ohio
45402

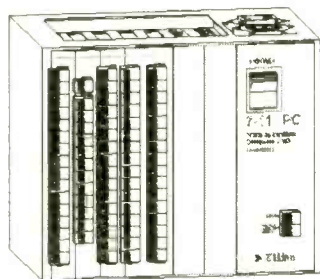
Call for a free catalog

**Order Toll-Free
1-800-344-4465
Fax Order Line
1-800-344-6324**

CIRCLE 150 ON FREE INFORMATION CARD

PC-based Front Panel Access Computer

7-11 PC --- 24-hour Working Computer from \$600




For Computer
Telephony Server or
Home Automation or
Network Computer
Fanless, compact size
9.0"W 7.5"H 6.5"D

**Handy PC --- Field
Computer** from \$700
In between of Laptop
& Desktop for the size,

Using regular CD-ROM, HD, FD and mini keyboard
Easy to carry around, 10.5"W 11"H 6.5"D

PLC PC --- Industrial Computer from \$900

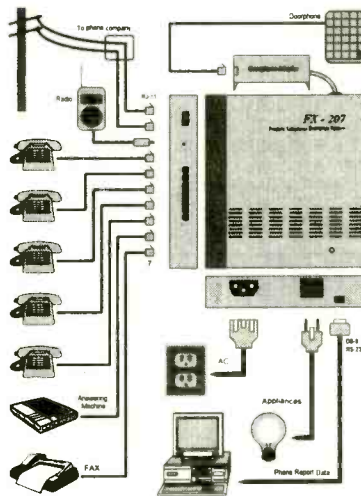
Accessibility like PLC (Programmable Logic Controller)
Euro Bus and PCI
Bus for higher
reliability & better
performance.
17"W 11"H 6.5"D



All above 3 models accept ISA or PCI interface cards, and proprietary front panel connecting cards: I/O, A/D, D/A, X-10, up to 10A/220V

NETWORK your phones !

Boost your telecommunication performance.
Make small business sounds big & professional.
FX207 is easy to use and very low cost.



This small device provides same functions found in big, expensive PBX units; call transfer, conference, intercom, do not disturb, call restriction (blocking) call pickup, call waiting,.... Plus some extras you don't normally find in most regular PBX units such as: Voice direct incoming calls with your own message, transfer fax automatically, Tele-remote control your appliances or computer, Record and manage call numbers & time usage through your computer. You might even use it for phone projects - control phone operation with PC.

For home, For office, For home office.

FX207 handles two phone lines expanding to seven extensions using standard tone or rotary phones, FAX and answer machines. Plug in with regular phone plugs. Easy to install. Do it yourself.

\$298 limited time special !



(Plus S&H, California add sales tax, Discount Code X4PE, MSRP\$399)


ALFA ELECTRONICS, INC.


- HIGH QUALITY TEST EQUIPMENT PROVIDER


1-800-526-2532 (526-ALFA)

15 Days Money Back Guarantee!

	DMM DMM-10 (\$19.95): 3 1/2 digit, DC/AC V, Ω , hFE, diode, signal output+3V, -0.5V _{avg} , .50% duty DMM-17B (\$39.95): 3 1/2 digit, DC/ACV, contin., DC/ACA, Ω , Capacitance, hFE, diode, Freq DMM-20 (\$74.95): AC/DC (V, A), Freq, cont., Capac, Induct., Ω , hFE, diode, duty cycle DMM-22 (\$89.95): 4000 counts, bar graph, Freq, AC/DC(V,A), Ω , Capacitance, diode, contin DMM-23T (\$99.95): 4 1/2 digit, high resol. (10uV, 10nA, 10m Ω), hFE, diode, contin., true rms DMM-89S (\$179.00): true rms, AC/DC (V,A), Ω , bar graph, freq, capac., dBm, logic, diode DMM-113 (\$24.95): Pocket Size, DC/ACV, Ω , diode, Continuity beeper DMM-120 (\$24.95): economy type, DCV, ACV, DC Ω , hFE, diode DMM-122 (\$59.95): DC/AC(V,A), Ω , hFE, diode, capacitance, freq, logic, continuity DMM-123 (\$44.95): DMM + capacitance, DC/AC(V,A), Ω , hFE, diode, continuity DMM-124 (\$69.95): Electrical+Temp, DC/ACV, capacitance, freq, 3 phase, diode, contin DMM-125C (\$54.95): Autorange + bar graph, DC/ACV, Cap Ω , diode, continuity beeper		LCR METER CAP-15 (\$49.95): 3 1/2 digit, 0.1pF-20mF, 9 Ranges, 0.1pF resolution zero adjustment LCR-195 (\$89.95): 1uH-200H (induct.), 0.1pF-200uF (Capac.), 0.01 Ω -20M Ω (resistance) LCR-814 (\$189.95): 0.1uH-200H, 0.1pF-20mF, 0.1 Ω -20M Ω Q Factor, dissipation, zero adjust LCR-131D (\$229.95): autorange, 0.1uH-10kH, 0.1pF-10mF, 1m Ω -10M Ω Q Factor, serial/parallel, 120Hz/1kHz testing mode	FREQ. COUNTER FC-1200 (\$129.95): 1.25GHz Handheld, 8 digits display, 10ppm accuracy, sensitivity 5mV (130-350MHz), 30mV (440MHz), 22m (800MHz), batteries or 9V adapter. FC-2500 (\$179.95): 2.5GHz Handheld, 8 digits display, 4ppm accuracy, sensitivity <50mV, batteries or 9V adapter. FC-5270A (\$149.95) 1.2 GHz bench type, 8 digit, 10 ppm, 35mV sensitivity, 10Vpp max input, power by 9V adapter. FC-5700 (\$329.95) 1.3GHz bench type, 8 digit, 1 ppm accuracy, 20mV sensitivity, period 0.1us to 100ms. Ideal for test & repair of audio instrument.															
	FLUKE DMM <table border="1"> <tr> <th>HandHeld</th> <th>Scope Meter</th> </tr> <tr> <td>12 \$ 84.95</td> <td>92B \$1,399</td> </tr> <tr> <td>70-II \$ 75.95</td> <td>96B \$1,699</td> </tr> <tr> <td>73-II \$ 97.95</td> <td>99B \$1,999</td> </tr> <tr> <td>75-II \$129.00</td> <td>105B \$2,499</td> </tr> <tr> <td>76-II \$175.00</td> <td>863E \$469</td> </tr> <tr> <td>77-II \$155.00</td> <td>867E \$659</td> </tr> <tr> <td>79/29-II \$175.00</td> <td></td> </tr> <tr> <td>87 \$287.00</td> <td></td> </tr> </table>		HandHeld	Scope Meter	12 \$ 84.95	92B \$1,399	70-II \$ 75.95	96B \$1,699	73-II \$ 97.95	99B \$1,999	75-II \$129.00	105B \$2,499	76-II \$175.00	863E \$469	77-II \$155.00	867E \$659	79/29-II \$175.00		87 \$287.00
HandHeld	Scope Meter																		
12 \$ 84.95	92B \$1,399																		
70-II \$ 75.95	96B \$1,699																		
73-II \$ 97.95	99B \$1,999																		
75-II \$129.00	105B \$2,499																		
76-II \$175.00	863E \$469																		
77-II \$155.00	867E \$659																		
79/29-II \$175.00																			
87 \$287.00																			

OSCILLOSCOPE 	Dual Trace, Component Test, 6" CRT, X-Y Operation, TV Sync, CH2 Output, Graticule Illum, 2 Probes(x1, x10) <ul style="list-style-type: none"> • PS-200 20 MHz Dual Trace \$339.95 • PS-205 20 MHz Dual w/ Delay Sweep \$429.95 • PS-400 40 MHz Dual Trace \$494.95 • PS-405 40 MHz Dual w/ Delay Sweep \$569.95 • PS-605 60 MHz Dual w/ Delay Sweep \$769.95 • PS-1000 100MHz Dual Trace \$999.95 Digital Scope <ul style="list-style-type: none"> • DS-303 30MHz Digital, 20 Samples/sec \$849.95 • DS-303P RS-232 interface, 30Mhz \$1,049.95 Scope Probe HP-9060 (60MHz) \$15, HP-9150 (150MHz) \$22, HP-9250 (250MHz) \$29, HP-9258 (250MHz, 100:1) \$39
---	---

AUDIO/RF/FUNCT. GENERATOR 	RF Generator <ul style="list-style-type: none"> • SG-4160 (\$124.95) 100kHz-150MHz sinewaves in 8 ranges, 100mV at 35MHz • SG-4162 (\$229.95): Generate same signal as SG-4160, but with int. counter (150MHz). Audio Generator <ul style="list-style-type: none"> • AG-2601 (\$124.95) 10Hz-1MHz, 0-8Vpp sine, 0-10Vpp squarewave • AG-2603 (\$229.95): Same as AG-2601, but with additional counter and digital display. Function Generator <ul style="list-style-type: none"> • FG-2100A (\$169.95) 2Hz-2MHz, 5mV-20Vpp • FG-2102AD (\$229.95) same as FG-2100A, but with int. counter and TTL, CMOS output • FG-2103 (\$329.95) Sweep 0.5Hz-5MHz, linear/log VCG, GCV, and int. counter
--	--

POWER SUPPLIES 	Single Output DC Power Supplies <ul style="list-style-type: none"> • Short Circuit and overload protected • Constant current, constant voltage mode • 0.02%+2mV line regulation; 0.02%+2mV load regulate Analog Meters Display PS-303 (\$159.00) 30V/3A PS-305 (\$219.95) 30V/5A PS-8110 (\$289.95) 60V/5A PS-8112 (\$399.95) 60V/5A PS-1610 (\$289.00) 16V/10A PS-8107 (\$399.95) 30V/10A	Dual Tracking <ul style="list-style-type: none"> • Short Circuit & overload protected • Constant current & constant mode • Independent or Tracking Dual Tracking (Analog V & I Displays) PS-303D (\$314.95) 30V/3A/30V/3A PS-305D (\$399.95) 30V/5A/30V/5A PS-8108 (\$549.95) 60V/3A/60V/3A PS-8109 (\$699.95) 60V/5A/60V/5A	Triple Output <ul style="list-style-type: none"> • One fixed 5VDC, 3 Amp output • Parallel to double current output (PS-8102 & PS-8103 only) Triple Output (Analog displays) PS-8102 (\$399.95) 30V/3A/30V/3A PS-8103 (\$489.95) 30V/5A/30V/5A Digital Displays PS-8202 (\$499.95) 30V/3A/30V/3A PS-8203 (\$549.95) 30V/5A/30V/5A
---	--	--	--

INSTEK® Test & Measuring Instrument ISO 9002 Cert. #934163 (2 Years Warranty)

OSCILLOSCOPE OS-653 \$699.95 30MHz Trigger ring OS-622B \$399.95 20 MHz Oscilloscope	DC POWER SUPPLIES Triple Output PC-3030 (\$499.95) PC-3030D (\$549.95)	Single Output PS-8200 (\$179.95) 30V/3A PS-8201 (\$239.95) 30V/5A Digital Volt & Current Display PS-8300 (\$199.95) 30V/3A PS-8301 (\$259.95) 30V/5A	Programmable PPS-1860G (\$1,099.95) PPS-3635G (\$1,099.95) PPS-6020G (\$1,099.95) PPT-1830G (\$1,399.95) PPT-3615G (\$1,399.95)	FUNCTION GENERATOR FC-8015G (\$189.95) Sweep • 0.02Hz-2MHz, no counter • Sine/Sqr/Tri/pulse/Ramp FC-8016G (\$239.95) • 0.02Hz-2MHz w/ counter • Pulse, function generator FC-8017G (\$249.95) Sweep • Sine/Tri/Sqr/TTL/CMOS • 0.02Hz-2MHz, FM mod. FC-8019 (\$399.95) Sweep • 0.02Hz-2MHz w/counter • INT/EXT AM/FM mod FC-8019 (\$209.95) • 0.02Hz-2MHz w/counter FC-8050 (\$499.95) Sweep • 0.05Hz-5MHz w/counter • INT/EXT AM/FM mod FC-830 (\$1,499.95) 30MHz Synthesized Function Gen. • Output: sine, tri, square, sync out, arb. waveform	BENCHTOP DMM DM-8034 (\$179.95) 3 1/2 dgt • AC/DV(V,A), C, Ω , diode • 1000V, 20A, 0.5% accu. DM-8040 (\$339.95) 3 1/2 dgt • ACV to 50kHz, true rms DM-8055 (\$649.95) 5 1/2 dgt • 0.006% basic accuracy • 1uV, 1m Ω , 1nA resolution • dBm, auto, REL, min/max DM-8055G (\$889.95) GPIB • Same funct. as DM-8055 Frequency Counters FC-8131 (\$469.95) 1.3GHz FC-8270 (\$629.95) 2.7GHz UC-2010G (\$294.95)
---	---	---	---	--	---

ALFA ELECTRONICS P.O. BOX 8089 PRINCETON, NJ 08543
 TEL: (800)526-ALFA(2532) / (609)897-1135
 FAX: 609-897-0206
 Email: alfa0166@aol.com
 Call/Write/Fax/Email for **FREE CATALOG**
 Visa, MC, AMEX, C.O.D, P.O Accepted. OEM Welcome
 1 Year Warranty (2 Years for Instek)

November 1997, Popular Electronics

BEST DEALER PRICING!

CABLE DIRECT

CONVERTERS • FILTERS
DESCRAMBLERS

IMPROVE YOUR IMAGE WITH
VIDEO STABILIZERS

FREE CABLE TV CATALOG!

100% MONEY BACK GUARANTEE!

Now you can tune-in your favorite cable TV programming and **SAVE \$100'S** - **EVEN \$1000'S** on premium CABLE TV EQUIPMENT.

VISA MasterCard

MODERN ELECTRONICS

1-800-906-6664

2609 S. 156TH CIRCLE • OMAHA, NE 68130
http://www.modernelectronics.com

Radiotelephone - Radiotelegraph

FCC Commercial License

Why Take Chances?

Discover how easy it is to pass the exams. Study with the most current materials available. Our Homestudy Guides, Audio, Video or PC "Q&A" pools make it so fast, easy and inexpensive. No college or experience needed. The new commercial FCC exams have been revised, covering updated Aviation, Marine, Radar, Microwave, New Rules & Regs, Digital Circuitry & more. We feature the Popular "Complete Electronic Career Guide" 1000's of satisfied customers

Guarantee to pass or money back. Send for **FREE DETAILS** or call **1-800-800-7555**

WPT Publications
4701 N.E. 47th Street
Vancouver, WA 98661

Name _____
Address _____
City _____ St. _____ Zip _____

1-800-800-7555

COMPUTER BITS

(continued from page 66)

a base, then customize it to your taste. TSE includes many more commands (some 350) than it actually binds to UI elements, so if you find a must-have command you can either substitute it for something else, or bind it to a new key or menu item.

You can also write macros to add more extensive functionality, and there are multiple ways to access add-on macros. You can "burn them in" to the base executable. You can compile them, leave them stored on disk, and access them via a menu item. You can dynamically load and unload macros while running the editor. You can execute a macro specified via the command line.

VENDOR INFORMATION

The SemWare Editor Professional 2.5
(\$109.00).

SemWare Corporation
4343 Shallowford Road, Suite C3A,
Marietta, GA 30062-5022
800-467-3692, 770-641-9002
Web: <http://www.semware.com>

TSE includes its own extensive "potpourri" of macros accessible via a menu entry. Example macros include an ASCII chart, an extensive file manager, a word counter, a file "diff" utility, colored syntax highlighting, and many more. All of the potpourri macros are stored externally, but can be extracted and burned in to the executable for portability if desired.

MY GAL SAL

You use TSE itself to write, compile, and debug macros. The language is called SAL, for SemWare Application Language. The overall system provides pretty much all the capabilities you would expect to see in any modern high-level language development environment. The compiler is an external executable that produces dynamically loadable *.MAC files. The debugger provides single stepping, breakpoints, watch variables, animated execution, and more.

The compiler provides C-like pre-processor directives like #include, which makes it easy to organize your files. Actually, I wish SemWare itself had made better use of #include for organizing the UI files. The reason is

that they typically contain not only key-stroke bindings, but also utility routines written in SAL. Upgrades would be easier if the company kept customization items separate from those unlikely to be customized.

LISTING 1

```

proc mEditSystemFiles()
  EditFile("C:\AUTOEXEC.BAT")
  EditFile("C:\CONFIG.SYS")
  EditFile("C:\WINDOWS\WIN.INI")
  EditFile("C:\WINDOWS\SYSTEM.INI")

proc mRestoreCursorLine()
  RestoreCursorLine()
  BegLine()

proc mDoublePrint()
  if isChanged()
    SaveFile()
  endif
  Dos("lj2 " + CurrFileName(),
    _DONT_CLEAR_)

```

Listing 1 shows three simple macros that are permanent fixtures in my copy of TSE. The first makes TSE load the critical system boot files for editing, much like the SysEdit utility of Windows. The second macro simply alters the behavior of the built-in system function that allows you to undo changes to the current line. My version places the cursor at the beginning of the line after performing the undo. The third macro launches an external DOS program that prints the specified file in small type using two columns across a landscape-oriented sheet of paper. My macro saves the current file, and then runs the print utility on the current file.

I integrate these macros into my copy of TSE by adding the print macro to the print menu, binding the Edit-SystemFiles macro to an unused key-stroke combination (Ctrl+Shift+S), and substituting my RestoreCursorLine for the standard version where it is called in the UI file. Those macros are very simple, but should give you some idea of how easy it is to add useful functionality to TSE.

Straight out of the box, TSE is a wonderful product. By adding your own templates and macros, you can evolve it into a unique tool that exactly meets your needs. TSE gets my highest recommendation. ■

PARTS EXPRESS

ELECTRONICS & MORE


FREE 244 PAGE CATALOG



UNBELIEVABLE VALUE!

4 Way Speaker Switch

Control up to 4 pairs of speakers with this compact speaker selector switch. Features circuit protector, heavy duty rocker switches, spring loaded terminals, and silver plated switch connectors. Includes one pair of amplifier inputs. Load to amplifier is minimum 4 ohms (with 8 ohm speakers) or 220 ohms with all speakers switched off. Net weight: 1 lb.



WAS \$22.50 EACH NOW \$15.00 EACH

#PO-309-030

"The Sound Bridge" FM Stereo Wireless Transmitter

The Sound Bridge is a mini FM wireless transmitter that can be used to broadcast stereo sound from any audio source like portable CD players, TVs, electronic games, CD-ROM, even computer soundcards, to your home stereo receiver! Adjustable from 89 to 95.5 MHz.



HOT NEW ITEM!

\$14.95 EACH

#PO-249-220

Weller Professional Irons

Weller



Perfect for a variety of electronic soldering work, this top quality Iron features a long life, double coated tip and a quick change, plug-in heater element. Lightweight handle includes a comfortable cushioned grip. Net weight: 1/2 lb.

#PO-372-110 (25 Watt) \$30.00 (1-3) \$28.50 (4-UP)
 #PO-372-112 (35 Watt) \$38.00 (1-3) \$34.95 (4-UP)

Peak Instrument Co.

"The Woofer Tester"

Peak Instrument Co. proudly introduces "The Woofer Tester". Just ask any loudspeaker engineer, and they will tell that the only way to design enclosures of the correct size and tuning is to measure the Thiele-Small parameters for the actual drivers to be used. The reason? Manufacturers published specs can be off by as much as 50%! But until now, measuring the parameters yourself required expensive test equipment and tedious calculations, or super expensive measurement systems (\$1,200 to \$20,000). The Woofer Tester changes all that. Finally, a cost effective, yet extremely accurate way to derive Thiele-Small parameters. In only minutes! The Woofer Tester is a combination hardware and software system that will run on any IBM compatible computer that has EGA or better graphics capability and an RS232 serial port. The Woofer Tester will generate the following parameters. Raw driver data: Fs, Qms, Qes, Qts, Vas, BL, Re, Le, SPL @ 1W/1m, Mmd, Cm, and Q loss. Sealed box data: Fsb and system Q. Vented box data: Fsb, ha, alpha, and Q loss. The Woofer Tester system includes hardware, test leads, serial cable, AC wall adaptor, detailed instructions, and software.



QUICKLY AND ACCURATELY MEASURES:
 Fs, Qms, Qes, Qts, Vas, BL, Re, Le, SPL @ 1W/1m, Mmd, Cm, and Q loss. IN MINUTES!

30 DAY MONEY BACK GUARANTEE

#PO-390-800 \$249.00 EACH

900 MHz Wireless Speaker System

- ◆ 900 MHz technology sends signal up to 180 ft., through walls, floors and ceilings.
- ◆ Ideal for use as rear surround speakers or for adding wireless sound to every room in the house!
- ◆ Full range, bass reflex design with built-in high power, low distortion amplifier.
- ◆ Weather resistant cabinet for outdoor use.
- ◆ Selectable battery (six C size for each speaker) or AC operation, adaptor included. Built-in recharging circuitry for ni-cad batteries.
- ◆ System includes: 900 MHz transmitter, wireless speaker pair, AC adaptors, and all cables necessary to hook up system.
- ◆ Limited availability. ◆ Net weight 9 lbs.
- ◆ Frequency response: 20-18KHz.



#PO-319-030 \$169.95 EACH

Home Theatre In-Floor Subwoofer

To fully appreciate the potential of movie soundtracks, a dual voice coil subwoofer is a must! Many film special effects are extremely demanding in the low frequency range and require a subwoofer that can duplicate explosions, earthquakes, even the footsteps of Tyrannosaurus Rex!

This subwoofer fits the bill by featuring a 10" dual voice coil woofer for true stereo operation and high pass filters for your main speakers. The most unique feature of this subwoofer is the fact that it is designed to be mounted in between the floor joists in new and existing home constructions. Simply mount the in-floor sub to the joists and mount a heat register grill above opening in subwoofer front enclosure. The subwoofer is now totally out of view and ready to rumble! Includes detailed installation manual.


Specifications: 10" dual voice coil treated paper cone woofer with poly foam surround ◆ Frequency response: 30-100 Hz ◆ Nominal impedance: 8 ohms per coil ◆ Power handling: 100 watts RMS channel/140 watts max ◆ SPL: 89 dB 1W/1m ◆ Dimensions: 27" D x 14-5/8" W x 9" H ◆ Net weight: 29 lbs.



\$139.95 EACH

#PO-300-445

Dayton Loudspeaker Co.®



◆ 30 day money back guarantee ◆ \$20.00 minimum order
 ◆ We accept Mastercard, Visa, Discover, and company C.O.D. orders
 ◆ 24 hour shipping ◆ Shipping charge = UPS chart rate + \$1.90 (\$5.00 minimum charge) ◆ Hours 8:00 am - 8:00 pm ET, Monday - Friday ◆ 9:00 am - 5:00 pm Saturday. Mail order customers, please call for shipping estimate on orders exceeding 5 lbs. ◆ Foreign destination customers please send \$5.00 U.S. funds for catalog. ◆ Quantity pricing available.

1-800-338-0531

340 E. First St., Dayton, OH 45402-1257
 Phone: 937-222-0173 ◆ Fax: 937-222-4644
 E-Mail: sales@parts-express.com

CIRCLE 146 ON FREE INFORMATION CARD

CALL TOLL FREE
(800) 292-7711 orders only
Se Habla Español

C&S SALES
EXCELLENCE IN SERVICE

LOOK FOR OTHER
MONTHLY SPECIALS
ON OUR WEBSITE



XK-700 Digital / Analog Trainer

Elenco's newest advanced designed Digital / Analog Trainer is specially designed for school projects. It is built on a single PC board for maximum reliability. It includes 5 built-in power supplies, a function generator with continuously sine, triangular and square waveforms and a 1560 tie point breadboard area. Tools and meter shown optional. (Mounted in a professional tool case made of reinforced metal).

XK-700
Assembled and Tested
\$189.95

XK-700 - SEMI KIT
w/ Fully Assembled PC Board
\$174.95

XK-700K - Kit
\$159.95



Made in the USA

Volt Alert™ By FLUKE

Volt Alert™ is the new pocket-sized AC line voltage detector from Fluke. Easy to use - just touch the tip to an outlet or cord. When it glows red, you know there's voltage in the line.

Electrician's, maintenance, service, and safety personnel can quickly test for energized circuits and defective grounds on the factory floor, in the shop, or at home.

- Fits in shirt pocket for convenience
- All outer surfaces are nonconductive for safety
- Detects voltage metallic contact.

#1AC \$19.50



DIGITAL LCR METER
Model LCR-1810 **NEW**



\$99.95

- Capacitance .1pF to 20µF
- Inductance 1mH to 20H
- Resistance .01Ω to 2000MΩ
- Temperature -20°C to 75°C
- DC Volts 0 - 20V
- Frequency up to 15MHz
- Diode/Audible Continuity Test
- Signal Output Function
- 3 1/2 Digit Display

20MHz Sweep / Function Generator with Freq Counter

B&K 4040


- 0.2Hz to 20MHz
- AM & FM modulation
- Burst Operation
- External Frequency counter to 30MHz
- Linear and Log sweep

10MHz B&K 4017 \$309
 5MHz B&K 4011 \$239



\$399

15pc VCR Service Tool Kit
TK-1400



Ideal for both the do-it-yourself or the professional. 15 tools in a black vinyl case.

\$31.95

Model XP-581

4 Fully Regulated DC Power Supplies in One Unit
 4 DC voltages: 3 fixed - +5V @ 3A, +12V @ 1A, -12V @ 1A
 1 Variable - 2.5 - 20V @ 2A

\$89.95



SATELLITE FINDER

Model SF-100A

- Aligns Satellite Dishes
- Range 950-2050MHz
- Audio Tone
- Compact Size
- Self Power Check



\$39.95

Digital Multimeter
Model M-1700

\$39.95

11 functions including freq to 20MHz, cap to 20m F. Meets UL-1244 safety specs.



Technician Tool Kit
TK - 1500



28 tools plus a DMM contained in a large flexible tool case with handles ideal for everyone on the go.

\$49.95

Kit Corner

over 100 kits available

AK-700

\$14.95

Phone kit with training course.



REMOTE CONTROL CAR KIT

MODEL AK870



- 7 functions
- Remote control included

\$24.95

No Soldering Required

Model AM/FM-108K

Transistor Radio Kit

with training course

\$29.95



35mm Camera Kit

Learn all about photography

\$14.95 AK-540




No Soldering Required

The New DMM900 Series Handheld Digital Multimeters

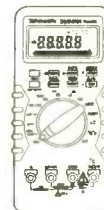
For high-performance digital multimeters that are accurate, reliable, and rugged, the DMM900 Series extends the Tektronix line of already affordable DMMs. Twice the accuracy. Up to 10 times the resolution. And a full range of capability that spans voltage, current, digital multimeters features a dual numeric display, 3-year warranty, and autoranging capability. All backed by the reliability of the Tektronix brand.

Features


- DMM912, DMM914, DMM916
- 40,000 Count Display
- 0.06% Basic DC Volts Accuracy (DMM916)
- DC Voltage Ranges from 400mV to 1,000V
- AC Voltage Ranges from 4V to 750V (True RMS)
- AC and DC Current Ranges from 10,000µA to 10A
- Resistance Ranges from 400Ω to 40MΩ
- Capacitance Ranges from 4nF to 40µF
- Frequency Ranges from 400Hz to 2MHz
- Temperature Measurements from -50°C to +980°C (DMM916, DMM914)
- 3 Year Warranty
- CE Marking



DMM 912
\$189



DMM 914
\$235



DMM 916
\$275

GUARANTEED LOWEST PRICES ON TEK DMMs

WE WILL NOT BE UNDERSOLD

C&S SALES, INC.

150 W. CARPENTER AVENUE
 WHEELING, IL 60090

FAX: (847) 541-9904 (847) 541-0710

http://www.elenco.com/cs_sales/



15 DAY MONEY BACK

GUARANTEE

FULL FACTORY WARRANTY

PRICES SUBJECT TO CHANGE WITHOUT NOTICE

CIRCLE 32 ON FREE INFORMATION CARD

Same Day
Shipping

C & S SALES

Your one stop source for
all your electronic needs!

CALL OR WRITE FOR OUR
NEW FREE 64 PAGE
CATALOG!
(800) 445-3201

Fluke Scopemeters



123...NEW..... \$950
92B..... \$1445
96B..... \$1695
99B...NEW... \$2095
105B..... \$2495

**ALL FLUKE
PRODUCTS
ON SALE**

B & K PRECISION SCOPES

100MHz THREE-TRACE

Model 2190A

- 1mV/division sensitivity
- Sweeps to 5ns/division
- Dual time base
- Signal delay line
- 15KV accelerating voltage



\$1295.00

60MHz DUAL-TRACE

Model 2160

- 1mV/division sensitivity
- Sweeps to 5ns/division
- Dual time base
- Signal delay line
- V mode-displays two signals unrelated in frequency.
- Component tester



\$895.00

40MHz DUAL-TRACE

Model 1541C

- 1mV/division sensitivity
- Video sync separators
- Z-axis input
- Single Sweep
- V mode displays two signals unrelated in frequency
- Component tester



\$695

60MHz, CURSORS & READOUTS, DUAL TIME BASE

Model 2260

- Cursors and readouts
- 1mV/div sensitivity
- 23 calibrated ranges - main time base
- 19 calibrated ranges - delayed time base
- Signal delay time
- V-mode - displays 2 signals unrelated in frequency.
- Component tester
- Z-axis input
- Single sweep



\$1225

20MHz DUAL-TRACE

Model 2120B - 2 Year Warranty

Special \$375

Model 2125A with delayed sweep

\$539.95



- 1mV/division sensitivity
- AUTONORM triggered sweep operation
- AC, TVH, TVV and line coupling
- Calibrated 19 step time-base with x10 magnifier
- Compact low-profile design

Affordable Spectrum Analyzers by B&K

500MHz Series

Model 261B - \$1595
Model 2620 w/ tracking generator - \$1895

1.05GHz Series

Model 2625 - \$2395
Model 2630 w/ tracking generator - \$2995



Quality Scopes by Elenco

Lowest Prices of the Year!



60MHz

DS-603 **\$1350**

- Analog / Digital Storage
- 20MS/s Sampling Rate

S-1360 **\$749**

- Analog with Delayed Sweep

100MHz

S-1390 **\$995**

- Analog



Includes
Free Dust
Cover and
Probes

40MHz

S-1345 **\$569**

- Analog with Delayed Sweep

S-1340 **\$475**

- Analog



25/30MHz

DS-303 30MHz **\$1095**

DS-203 20MHz **\$725**

- Analog / Digital Storage

S-1330 **\$439**

- 25MHz Analog
- Delayed Sweep

S-1325 **\$325**

- 25MHz Analog

**2 Year
Warranty**

S MM MODULE TESTER

B & K 898

\$625

- Tests 72 and 30 pin SIMMs to 36 bits.
- Stand alone and portable. No other equipment required.
- Automatically identifies width, depth and speed of SIMMs.
- 10 built-in tests identify most memory defects Preheat cycle prior to test.



PORTABLE SEMICONDUCTOR TESTER

B & K 510

- In or out-of-order circuit tests for transistor, FETs, SCRs and darlington.



\$199.00

Fluke Multimeters

Model 701I	\$75	Model 83	\$235
Model 731I	\$97	Model 85	\$269
Model 751I	\$129	Model 87	\$289
Model 771I	\$154	Model 863E	\$475
Model 791I	\$175	Model 867BE	\$650

B&K Precision Multimeters

Model 391	\$143	Model 388A	\$99
Model 390	\$127	Model 2707	\$75
Model 389	\$109	Model 2860A	\$79
Model 5390	\$295	Model 5370	\$219
Model 5380	\$265	Model 5360	\$195

MX-9300

Four Functions in One Instrument

Features:

- One instrument with four test and measuring systems:
 - 1.3GHz Frequency Counter
 - 2MHz Sweep Function Generator
 - Digital Multimeter
 - Digital Triple Power Supply
- 0-30V @ 3A, 15V @ 1A, 5V @ 2A



\$459⁹⁵

GUARANTEED LOWEST PRICES

UPS SHIPPING: 48 STATES 5%
OTHERS CALL FOR DETAILS
IL Residents add 8.25% Sales Tax

C&S SALES, INC.

150 W. CARPENTER AVENUE
WHEELING, IL 60090
FAX: (847) 541-9904 (847) 541-0710
http://www.elenco.com/cs_sales/



15 DAY MONEY BACK
GUARANTEE


FULL FACTORY WARRANTY

PRICES SUBJECT TO CHANGE WITHOUT NOTICE

CIRCLE 32 ON FREE INFORMATION CARD

New and Pre-Owned Test Equipment

 **Goldstar**



Model OS-9100P → **\$899.00**

Full 100 MHz Bandwidth!

- Dual-Channel, High Sensitivity
- TV Synchronization Trigger
- Calibrated Delayed Sweep
- Includes Two Probes, 2 Year Warranty

FREE SHIPPING!
ON GOLDSTAR EQUIPMENT
ANYWHERE IN THE U.S.
Excluding AK & HI

 **BK PRECISION**
MAXTEC INTERNATIONAL CORP. Model 4040 \$499.00
20 MHz Sweep/Function Generator

- 0.2 Hz to 20 MHz, 5 digit LED Display
- AM & FM Internal or External Modulation
- Sine, Square, Triangle, TTL, CMOS Outputs
- Burst Operation
- External 30 MHz Frequency Counter

NEW!



TOLL FREE 1-800-99-METER

Pre-Owned Oscilloscope Specials

B + K Precision 1476 10 MHz \$229.00
Great Starter Scope!

Tektronix 465	100 MHz	\$599.00
Tektronix 465B	100 MHz	\$699.00
Tektronix 475	200 MHz	\$799.00
Tektronix 475A	250 MHz	\$899.00

- The Industry Standard of Oscilloscopes
- Dual Channel, Calibrated Delayed Sweep
- Professionally Refurbished
- Aligned & Calibrated to Original Specifications
- 6 Month Warranty - The Longest Available!

LOWEST PRICES EVER!

NEW FLUKE MULTIMETERS & TEKTRONIX OSCILLOSCOPES

The Industry Standard in Multimeters

Fluke Model 87 ..\$285.00

**TEKTRONIX TDS SERIES
ON SALE!**

See us on the Web!
www.fotronic.com

1-800-996-3837

Test Equipment Depot

A FOTRONIC CORPORATION COMPANY

P.O. BOX 708 Medford, MA 02155

(617) 665-1400 • FAX (617) 665-0780

email: afoti@fotronic.com

❖ ATTENTION CABLE VIEWERS ❖

CABLE VIEWERS...get back to your BASIC Cable Needs

Call 800-577-8775

For information regarding all of your **BASIC** cable needs.



- 5 GOOD REASONS TO BUY OUR FAR SUPERIOR PRODUCT**
- ❖ PRICE
 - ❖ EFFICIENT SALES AND SERVICE
 - ❖ WE SPECIALIZE IN 5, 10 LOT PRICING
 - ❖ ALL FUNCTIONS (COMPATIBLE WITH ALL MAJOR BRANDS)
 - ❖ **ANY SIZE** ORDER FILLED WITH SAME DAY SHIPPING

We handle **NEW** equipment **ONLY** - Don't trust last year's **OBSOLETE** and **UNSOLD** stock!
COMPETITIVE PRICING—DEALERS WELCOME

HOURS: Monday-Saturday 9-5 C.S.T.

It is not the intent of B.E.S.W. to defraud any pay television operator, and we will not assist any company or individual in doing the same. Refer to sales personnel for specifications.

**BASIC
ELECTRICAL
SUPPLY &
WAREHOUSING
CORPORATION**

P.O. Box 8180 ■ Bartlett, IL 60103 ■ 800-577-8775

Xcelite Wheeled Tool Case!!!

- Super tough, black polyethylene rotationally molded for maximum strength.
- 53 individual hand tools, 31 Series 99 interchangeable screwdriver/nutdriver blades and handles, and two specialized screwdriver/nutdriver kits.
- Extra large (3-5/8") roller bearing wheels with wide base for maximum stability and easy transport over rough pavement or stairs.
- Extra wide, comfortable extension handle is molded into case to prevent wear.
- Dimensions: 18" x 15" x 8" deep.
- Extension handle locks into place automatically when extended and retracted. Easy one-handed release.
- Two spring loaded tote handles for convenience.
- "D" ring provided for Bunji cords to carry other cases on top.
- 3-panel hinged tool pallet in lid plus additional pallet in bottom.
- Extra large all new screen mesh literature/utility pocket.
- Extra large storage space for additional equipment.



Xcelite

MODEL TCMB-100/STW
Suggested Price \$1 109.80
SUPER SPECIAL \$ 695.00!!!



8931 Brookville Rd * Silver Spring, MD, 20910 * 800-638-2020 * Fx 800-545-0058
Email: SMPRODINTL@aol.com

CIRCLE 46 ON FREE INFORMATION CARD

Notch Filters

Beep - Boop
Buzz - Buzz

Qty	Assembled	Filter Kits
1 to 2	\$ 30@	\$ 20@
3 to 9	\$ 25@	\$ 15@
10 to 20	\$ 16@	\$ 9@

Brochure \$ 1.00

Magic Box

Kit's
Test Chips

Slot Machine

\$ 599.00
Free Shipping



Slot Machine Demo
Video \$ 5.99
40 - Minutes

Video Media www.nutnet.com
P.O. Box 93/6025
Margate, FL 33093
(954)-752-9202



CABLE TV CONVERTERS

Equipment & Accessories
Wholesalers Welcome

Call C&D ELECTRONICS
1-888-615-5757 M-F 10a-6p

Turn Your Multimedia PC into a Powerful Real-Time Audio Spectrum Analyzer

Features

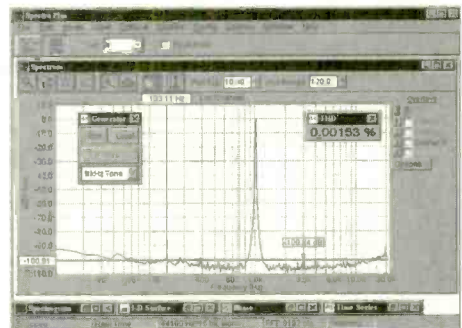
- 20 kHz real-time bandwidth
- Fast 32 bit executable
- Dual channel analysis
- High Resolution FFT
- Octave Analysis
- THD, THD+N, SNR measurements
- Signal Generation
- Digital Filtering
- Triggering, Decimation
- Transfer Functions, Coherence
- Dynamic Data Exchange (DDE)
- Time Series, Spectrum Phase, Spectrogram and 3-D Surface plots
- Real-Time Recording and Post-Processing modes

Applications

- Distortion Analysis
- Frequency Response Testing
- Vibration Measurements
- Acoustic Research

System Requirements

- 486 CPU or greater
- 8 MB RAM minimum
- Win. 95, NT, or Win. 3.1 + Win.32s
- Mouse and Math coprocessor
- 16 bit sound card



Priced from \$299

(U.S. sales only - not for export/resale)

Professional Quality Sound Cards Available...Call

DOWNLOAD FREE 30 DAY TRIAL!

www.telebyte.com/pioneer

PHS

Pioneer Hill Software
24460 Mason Rd. N.W.
Poulsbo, WA 98370

Spectra Plus 4.0
Affordable Signal Processing Software

Sales: (360) 697-3472

Fax: (360) 697-7717

e-mail: pioneer@telebyte.com



A public service of this magazine

Don't rent! Own!
Cable TV
Descramblers
We'll Beat Any Price!

- Same Day Shipping!
- 30 Day Money Back Guarantee!
- Credit Cards/C.O.D.
- One Year Warranty!

Have make and model number of equipment used in your area


REPLACEMENTS FOR MOST SYSTEMS

CALL TOLL FREE
CD Electronics
1-800-684-9135

NO NEW JERSEY SALES!
 Anyone implying theft of service will be denied assistance.



Are you overpaying . . .
. . . your cable company?

You are if . . . 
. . . you are leasing their equipment.

- Forest Electronics, Inc. offers a complete line of New Cable Decoders and Converters that are fully Compatible with your cable system.
- All systems come with: Remote Control, & Parental Guidance Feature. Volume Control is also available.
- All Equipment is fully guaranteed & comes with a 30 day money back option.

For More Information Call Us 24 Hours a Day At:


800-332-1996

FAX: 813-376-7801

LEADER

For Professionals Who Know The Difference

- Oscilloscopes
- Video Sync/Test Generators
- Waveform Monitors/Vectorscopes
- EFP/ENG Instruments
- RF Signal Level Meters
- Audio Generators & Meters
- Frequency Counters
- Meters & Bridges
- Power Supplies
- Function Generators
- RF Generators



Call, fax or email for your free test and measurement instrument catalog today!
800-638-2020 * Fax 800-545-0058
Email: SMPRODINTL@aol.com

Test Instruments, Equipment, Tools & Supplies For Electronic Production, Maintenance & Service
8931 Brookville Road, Silver Spring, MD, 20910 * 800-638-2020 * Fax 800-545-0058

ALL ELECTRONICS

C O R P O R A T I O N

QUALITY PARTS


FAST SHIPPING

DISCOUNT PRICING

CALL, WRITE, FAX
or E-MAIL For A
Free 96 Page
CATALOG.
Outside the U.S.A.
send \$3.00 postage.

AMPLIFIED MULTIMEDIA SPEAKERS

Midipro # MD58 Amplified stereo speakers for computer/multimedia use. 3 watts RMS/ 12 watts peak full range 8 ohm speakers. Beige cabinets, ported for extra response. 7.24" x 2.95" x 4.75". Operates on 6 volts. Includes cables. Requires either 4 C cell batteries or 6 to 12 volt power adapter (not included).



CAT # SK-58

\$14.95 pair

Above speaker set including **DC POWER ADAPTER/BATTERY ELIMINATOR**
CAT# SK-58A \$17.95 per set

SMALL NEODYMIUM RARE EARTH MAGNETS

Semi-circular, irregularly-shaped magnets. Shiny finish with a polarity marking dot. 0.93" long x 0.3" x 0.07" thick. Powerful for their size.



\$1.00 each

CAT# MAG-30

160 pcs. - \$100.00

5 amp Solid State Relay

C.P. CLARE / Theta J # JTA2405-3 Compact, TTL compatible, optically isolated solid state relay for loads up to 5 amps @ 240 vac. 0.8" x 0.82" x 0.56" high epoxy block with a 1.4" long metal mounting flange. 1.19" mounting centers. 0.062" dia. x 0.175" high pins. Can be pc mounted or pins can be wrapped and soldered. UL and CSA listed.



\$6.00 each

CAT# SSRLY-2405

10 for \$55.00

Ultrabright LED

PAINFULLY BRIGHT RED LED

2500 to 4000 mcd @ 20 ma. These T 1 3/4 (5 mm diameter) red LEDs are significantly brighter than conventional LEDs. At close range, they are painful to look at. They are great for attention getting displays that can be seen from a distance. Water clear in off-state.



CAT # LED-42

2 for \$1.20

10 for \$ 5.00 • 100 for \$ 45.00
1000 for \$ 400.00

Twist-On F-56 Connector

Twist-on co-ax connector for RG-6 cable. CAT #FTO-56R



100 for \$15.00

500 for \$50.00 • 1000 for \$70.00

S-VHS VIDEO CORD

4' cable with miniature 4 pin mini DIN plugs on both ends.

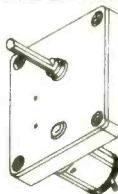
CAT# CB-363

\$2.00 each

10 for \$17.50
100 for \$120.00

12 Vdc 100 RPM Motor

ECM # 66175 Reversible 12 Vdc permanent magnet motor. 100 RPM, no load. Gear assembly is 2.73" x 3" x 0.53". 0.25" diameter flatted shaft is 0.8" long. Motor and gear assembly depth is 2" excluding drive shaft. Four mounting holes tapped for 10/32 screws.



CAT # DCM-85

\$12.00 each

410 UF, 300 VOLT PHOTOFLASH CAP.

Rubycon # 1A2304A 0.7" dia. X 1.7" long. Right angle PC or solder leads on 0.25" centers.



CAT# PPC-410

\$2.00 each

10 for \$18.50
200 for \$320.00

THERMOELECTRIC COOLER PELTIER JUNCTIONS



These incredible miniature solid state heat pumps raise or lower temperature in a small area almost instantly. Utilizing the Peltier effect these modules perform the same cooling or heating functions as freon based refrigerators but they do it with no moving parts, and are very reliable. Current applied to the device will produce heat on one side and cold on the other side, up to 68° C difference between the two sides. Modules can be mounted in parallel to increase the heat transfer effect or can be stacked to achieve high differential temperatures. 127 thermocouples per device. Operates on 3-12 Vdc. Requires a heatsink to prevent overheating.

1.18" (30 mm) square
X 0.15" (3.8 mm) thick.

\$17.00 each CAT# PJT-1
5 for \$75.00

1.57" (40 mm) square
X 0.15" (3.8 mm) thick.

\$26.00 each CAT# PJT-2
5 for \$110.00

Quantity Pricing Available!

ORDER TOLL FREE

1-800-826-5432

MAIL ORDERS TO:
ALL ELECTRONICS CORP.
P.O. BOX 567
VAN NUYS, CA 91408-0567


FAX (818) 781-2653 • INFO (818) 904-0524
INTERNET <http://www.alicorp.com/>
E-MAIL allcorp@allcorp.com



NO MINIMUM ORDER • All Orders Can Be Charged to Visa, Mastercard, American Express or Discover • Checks and Money Orders Accepted by Mail • Orders Delivered in the State of California must include California State Sales Tax • NO C.O.D • Shipping and Handling \$5.00 for the 48 Continental United States - ALL OTHERS including Alaska, Hawaii, P.R. and Canada Must Pay Full Shipping • Quantities Limited • Prices Subject to change without notice.

MANUFACTURERS - We Purchase EXCESS INVENTORIES... Call, Write, E-MAIL or Fax YOUR LIST.

Hexapod Walker Kit \$150.00



Build your own functional Hexapod Robot

The kit comes complete with all hardware, structural components, 3 Hitec servos, Counterfeit Basic Stamp kit, software and an illustrated assembly manual. This robot can walk forward, reverse and turn on a dime using the alternating tripod walking gait. It is an excellent foundation for many artificial intelligence and behavioural based experiments. It is a lot of fun to build and even more fun to operate. Check out our web site for more information and other robot kits.

• Larger 12 Servo Model \$375.00 • Servo 6 Pack \$80.00 • Mobile Robots Book \$48.00

Quantity discounts available. \$7.50 Shipping & Handling for USA, call for international and quantity shipping charges. IL residents add 6.25% sales tax to total.

Many more robot kits, ask for our free catalog!

Technical Service & Solutions
104 Partridge Road
Pekin, IL 61554-1403 USA



Tel: 309-382-1816
Fax: 309-382-1254
www.lynxmotion.com
jfyre@lynxmotion.com

PROGRAMMERS OVER 50 MODELS

ADVANTECH EETOOLS NEEDHAMS DATA I/O ICE TECHNOLOGY HILO SYSTEM GENERAL CHROMA MODULAR CIRCUIT TECHNOLOGY XELTEK



PROMAX EMP-20 MEGAMAX MEGAMAX4 SIMM/SIP TESTER EMUPA

CALL ADVANTECH LABTOOL 599 EETOOLS SIMMAX
629 ICE TECH MICROLV 795 CHROMA SIMM/SIP
650 EETOOLS ALLMAX + 359 MOD-MCT-EMUPA/R
409 EETOOLS MEGAMAX 279 MOD-MCT-EMUP/R
509 EETOOLS MEGAMAX4 49 EPROM 1G TO 512K
369 XELTEK SUPERPRO II 69 EPROM 1G TO 1MEG
409 XELTEK SUPERPRO II P 99 EPROM 4G TO 1MEG
249 XELTEK SUPERPRO L 199 EPROM 16G TO 1 MEG
165 XELTEK ROMMASTER II 89 EPROM 1G TO 8MEG
479 MOD-MCT-EMUPA 129 EPROM 4G TO 8MEG
739 STAG ORBIT-32 250 EPROM 8G TO 8MEG



LABTOOL48 MICROMASTER SUPERPRO ALLMAX PLUS ROMMASTER2

General Device Instruments

Sales 408-241-7376 Fax 241-6375 BBS 983-1234
Web www.generaldevice.com E-Mail icdevice@best.com

TRANSFER PAPER FOR PRINTED CIRCUITS

USE WITH REGULAR HOUSEHOLD IRON

FAX (305) 538-3648

• 30 sheets for \$24.00
8 1/2" x 11"

S&H INCLUDED

Send check or money order to

STARLET SYSTEMS

1348 Washington av.
Suite # 189, Miami Beach
Florida, FL 33139

MAKE CIRCUITS EASY FROM YOUR LASER OR PHOTOCOPY MACHINE

CABLE TV CONVERTERS AND DESCRAMBLERS

WE CARRY A FULL LINE OF CONVERTERS AND DESCRAMBLERS COMPATIBLE WITH MOST MAJOR BRANDS INCLUDING:

- Scientific Atlanta™
- Jerrold™
- Tocom™
- Zenith™
- Pioneer™

30 DAY MONEY BACK GUARANTEE
BEST PRICES FREE CATALOG

ALLSTAR ELECTRONICS
800-782-7214

HOURS: 9-6 M-F 10-3 Sat EST
It is not the intent of Allstar Electronics to defraud any pay TV operator. Anyone implying theft of service will be denied assistance. All brand names are registered trademarks of their respective owners & are used for reference only. 110-84 Queens Blvd., 4485, Forest Hills, NY 11375. NO NY'S SALES.

NEW DX SERIES DMMs

3 YEAR WARRANTY

COVERS FULL PERFORMANCE



Bel MERIT DX Series DMMs have best values for performance, features and dependability with 3 year warranty.

Each DX model has standard DMM measurements with a set of additional capabilities; diode, continuity, TRhFE, capacitance, inductance, frequency, logic and temperature.

Additional features include auto power-off, data hold, annunciator, and input warning beeper & peak hold (DX451/DX460L only)

Deluxe holster, safety test leads and thermocouple probe (DX360T) supplied as standard accessories.

MODEL	DX350	DX360T	DX400	DX405	DX451	DX460L
AC/DC Voltage (750V/1000V)	•	•	•	•	•	•
AC/DC Current (10A)	20µ •	•	•	•	•	•
Resistance (20MΩ)	20Ω •	2000M	•	•	2000M	2000M
Continuity Beeper/Diode	•	•	•	•	•	•
Temperature w/Probe, Type K	•	•	•	•	•	•
TRhFE	•	•	•	•	•	•
Capacitance (20µF)	•	•	•	•	•	2000µ
Frequency (20MHz)	•	•	•	•	•	•
Logic (TTL & CMOS)	•	•	•	•	•	•
Inductance (20H)	•	•	•	•	•	•
Auto Power-Off	•	•	•	•	•	•
Input Warning Beeper	•	•	•	•	•	•
Data Hold	•	•	•	•	•	•
Peak Hold	•	•	•	•	•	•
Protective Holster	•	•	•	•	•	•
Suggested Resale Price	49.95	64.95	64.95	69.95	89.95	109.95

• Lots more High Standard Test Instruments available

All in One Instrument, Oscilloscope, Power Supply, Function Generator, Frequency Counter, Multimeter, Capacitance, Engine Analyzer, Clamp-On, Electrical Tester and More.

• See your local distributors or Call for Catalog

Bel MERIT
SOLUTIONS FOR THE TEST INSTRUMENT

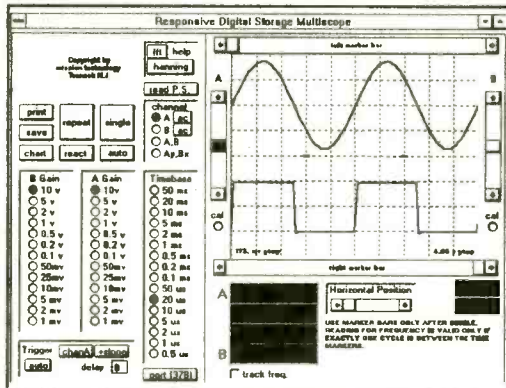
1-800-532-3221
(714) 586-2310 • FAX (714) 586-3399
P.O. Box 744, Lake Forest, CA 92630

TURN YOUR PC INTO A DIGITAL STORAGE OSCILLOSCOPE!

The all new PC-MultiScope 2

10Mhz analog bandwidth!

At right: Actual scope screen as seen on your PC monitor.



For industrial, educational, hobbyist, auto, and audio test & measurement

\$399 + S/H. Visa/MC/Check OK
Add \$99 for source code option

The top choice of corporations, universities and scientists worldwide!

AMAZE ELECTRONICS CORPORATION
amaze@hooked.net www.hooked.net/users/amaze
Phone: 800-996-2008 Fax: 408-374-1737

FEATURES:

1. Dual channel; external triggered
2. Digital storage; Windows based
3. Connects to PC parallel port
4. 20Megasamples/sec sampling; 10Mhz max. analog bandwidth
5. 8 bit resolution/ 8K RAM buffer
6. Prog. gain: 10v/div to 1mv/div
7. Spectrum analyzer (fft) function
8. Strip chart recorder function
9. TTL output for control app's
10. Visual Basic source code avail.

CABLE T.V. EQUIPMENT

Friendly, Knowledgeable Service



**ORDERS CALL:
1-800-361-4586**



- All Equipment New
- Convertors & Descramblers
- 30 Day Money Back Guarentee
- 6 Month Warranty
- Visa, MC, C.O.D. Welcome

KDE ELECTRONICS, INC.

P.O. Box 1494

Addison, IL 60101

Info. 630-889-0281 HRS: Mon-Fri, 9-6 CST

Fax 630-889-0283

Sat, 10-2 CST

New Surveillance Devices!

Smoke Alarm and Table Clock Video Cameras Ultra miniature video cameras hidden in smoke alarm or alarm clock - your choice. Wide field of view and super .1 lux low light sensitivity! Undetectable!

SC-600 High quality B/W with 420 lines of resolution for ultra sharp images. Direct output of video and audio. **\$149.95 ea.**

Best price on surveillance cameras anywhere!

Telephone Transmitter Kit hidden in dual modular adaptor. Transmits both sides of conversation to any FM radio up to 1/4 mile. "SnapKit" technology. Uses phone line for power and antenna. Goes completely unnoticed. **MA-100 \$25.95**

THR-12 High quality cassette deck plugs directly into telephone jack! Records up to 12 hours of conversations on a single cassette. Recording starts and stops automatically when phone is used! **12 Hour Telephone Recorder \$99.95**

Free shipping! Check/MO. Question lines: 972-255-7490
Seymour-Radix Inc. Box 166055-E Irving, TX 75016
Now you can visit us on the internet at <http://www.why.net/home/sr/>

MO-TECH DISRIBUTORS YOUR MIDWEST PANASONIC CONVERTER WHOLESALE

PANASONIC

	10 PC	20 PC	50 PC
TZPC1453G2	\$63-	\$61-	\$59-
"Top of the line converter" featuring sleep timer, parental lock, standard/HRC switchable, last channel recall, favorite channel memory, and 83 channel capable.			
TZPC1003	\$49-	\$44-	\$42-
One of our best selling converters featuring sleep timer, parental lock, last channel recall, favorite channel memory, and 80 channel capability.			
TZPC175DG2	\$89-	\$85-	\$82-
Our "Top of the line" converter with volume control. Featuring sleep timer standard/HRC switchable, parental lock, last channel recall, favorite channel memory, and 83 channel capable.			

**PHONE (810) 566-7262
FAX (810) 566-7253**

Quality Microwave TV Systems
WIRELESS CABLE • ITFS • MMDS
ATV - INTERNATIONAL - S-BAND
Amplifiers • Antennas • Books • Components
Filters • Systems • Video Products
• RF Frequency 1990 - 2700 MHz
• Cable Ready - VHF - UHF Outputs
• SASE For "FREE" Catalog or Send \$1
PHILLIPS-TECH ELECTRONICS
PO Box 8533 • Scottsdale, AZ 85252
ORDER LINE 800-880-MMDS
CATALOG/INFO 602-947-7700
FAX LINE 602-947-7799
FREE SHIPPING Visa • MC • Amx • Disc • COD's • Qty Pricing

CIRCLE 145 ON FREE INFORMATION CARD

CABLE TV CONVERTERS

Equipment & Accessories
Wholesalers Welcome

Call C&D ELECTRONICS
1-888-615-5757 M-F 10a-6p

The Pocket Programmer

\$129.95



The portable programmer that uses the printer port of your PC instead of an internal card.

Easy to use software that programs E(E)prom, Flash & Dallas Ram. 27(C)/28(C)(F)/29(C)(F)/25 series from 16K to 8 Megabit with a 32 pin socket. Adapters available for MCU's 874X, 875X, Pic, 40-Pin X 16 & Serial Eprom's, PLCC, 5-Gang and Eprom Emulator to 32K X 8.

Same Name, Address & Phone # for 13 Years.... Isn't it Amazing ?

Intronics, Inc.

Box 13723 / 612 Newton St.

Edwardsville, KS 66113 Add \$4.75 COD

Tel. (913) 422-2094 Add \$4.00 Shipping

Fax (913) 441-1623 Visa / Master Charge

SURVEILLANCE

The Latest High Tech

Professional Electronic Devices

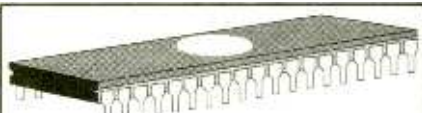
Our latest catalog offers a HUGE selection of surveillance, counter-surveillance/privacy devices:

hidden video equipment, pinhole cameras \$159⁰⁰, telephone recording systems: 7-Hour \$125⁰⁰—10-Hour \$139⁰⁰—16-Hour \$199⁰⁰ touch tone decoders, scanners, bug/phone tap detectors, voice disguisers, telephone scramblers, locksmithing tools, and more.

Catalog \$5.00

SPY OUTLET

**P.O. Box 337, Buffalo, NY 14226
(716) 695-8660/(716) 691-3476**



CABLE CONVERTER DIAGNOSTIC TEST CHIP

LOAD FULL ACTIVATION OF CABLE CONVERTER

**WE STOCK A COMPLETE LINE OF CHIPS, TOOLS,
WIRELESS QUICK INSTALL TEST BOARDS AND
DIAGNOSTIC CUBES FOR ALL CONVERTERS!**

*****ANYONE IMPLYING ILLEGAL USE WILL BE *****

DENIED SALE. WE SELL PRODUCTS ONLY!! TO

TECHNICIANS OR CABLE REPAIR FACILITIES!!

#1 IN CUSTOMER SERVICE & TECH. SUPPORT!

***ALL ORDERS SHIP WITHIN 24HRS, UPS/ FED-X.**

***PRIORITY NEXT DAY SHIPPING AVAILABLE!**

***SALE= BUY 5 TEST BOARDS AND GET 1 FREE.**

***MON-FRI - 8AM-7PM - SAT 10AM-2PM EST.**

***WEB PAGE HTTP://WWW.800-GOCABLE.COM**

VISA MASTERCARD VISUAL

COMMUNICATIONS INC.

ORDERS/CATALOG 1-800-GO-CABLE

TECHNICAL SERVICE DEPT. 717-620-4383 EST. 1976

DX LISTENING

(continued from page 68)

ed co-host Diana Janssen.

The '80s also ushered in the use of state-of-the-art satellites to beam programming to its overseas relay stations. Radio Netherlands wrestled free from the 10-day delay required when feature program tapes had to be shipped out to the remote relays. News programming was also strengthened to keep listeners abreast of current events.

Today Radio Netherlands broadcasts on shortwave to the American continent in English, Spanish and Dutch every day of the year. Broadcasting in English can be found on 6,165 kHz and 9,845 kHz from 2330 to 0125 UTC for the east and central North American continent, and on 6,165 kHz and 9,590 kHz from 0430 to 0525 UTC for the western Americas. These transmissions are relayed from their Bonaire site in the Caribbean. Special 50th anniversary documentaries are scheduled throughout the year. Program details can be accessed on their Web page at: <http://www.rnw.nl>, or write them at Postbus 222, NL-1200 JG Hilversum, Holland.

Radio Netherlands feels it is not just another international shortwave broadcaster, but an English language service clearly identifiable and different from the other guys. Many of its SWL fans agree.

FLORIDA SHORTWAVER

Radio Miami International, with call letters, WRMI, is one of a number of privately operated commercial US shortwave broadcasters. The station sells airtime to a variety of religious, political and commercial organizations. All programs except "Viva Miami" are produced by outside organizations.

WRMI began broadcasting from Miami with its own 50,000 watt transmitter in 1994, after having purchased air-time from other western hemisphere shortwave outlets since 1989. It operates on a rather easy-to-tune frequency of 9,955 kHz in the 31 meter band.

Until recently, a single transmitting antenna directed signals southward to the Caribbean, Central and South America, although good signals were noted in North America. The station now has a second antenna, which provides even better signals in the east-

ern part of the US, and the Federal Communications Commission has granted Radio Miami International permission to add a second 50 kilowatt transmitter.

General Manager Jeff White says the station is always happy to hear from SWLs. Reports may be sent to him at WRMI, P.O. Box 526852, Miami, FL 33152, or, via e-mail at 71163.1735@compuserve.com. You can even phone the station at 305-267-1728, or fax them at 305-267-9253.

DOWN THE DIAL

Heard anything new? Let us know at the *DX Listening* desk. In the meantime, looking for some tempting tuning targets? Try these.

ALBANIA—7,260 kHz, Radio Tirana was off the air for a few days during the worst of that country's international crisis earlier this year. Broadcasting in English now seems back to normal on this frequency from 0145 to 0200 UTC, on 6,115 kHz, and from 0230 to 0300 UTC, on 6,140 kHz.

ANGUILLA—11,775 kHz, Caribbean Beacon from this West Indian island has been heard around 1225 UTC with a program featuring evangelist Dr. Gene Scott requesting donations.

BOLIVIA—4,845 kHz, Radio Fides has been reported on this channel and parallel frequencies early mornings before 1100 UTC, and also during the evening until 0505 UTC sign off—all in Spanish.

BRAZIL—15,445 kHz, Radio Nacional Brasilia has English programming at 1200 UTC. Noted with music and news, including an item reporting that there are 5 million to 10 million crocodiles in Brazil!

CANADA—6,130 kHz, CHNX, a regional station at Halifax, has been noted at 2254 UTC with Golden Oldies music, weather and ads, relaying programming from CHNS on 960 kHz, medium wave AM radio.

JORDAN—11,690 kHz, Radio Jordan has been heard here in English at 1650 UTC, with pop music, identification, news and weather information, followed by Islamic programming.

SPAIN—9,690 kHz, China Radio International, relayed from a Spanish transmitter, has been noted in English at 0320 UTC with a program called "China Snapshots," followed by a Speaking Chinese lesson. ■

EPROM+ *The Professionals Choice!*

A DEVICE PROGRAMMER FOR BENCH AND FIELD

Uses parallel printer port!

Excellent software!

Supports all standard parts!



FIRST GENERATION EPROMS 2708, TMS2716*, 25XX
SECOND GENERATION EPROMS (24, 28, 32 PIN) 2716 - 27C080 (8 MEG) *ADAPTER REQUIRED (DIAGRAMS INCLUDED)
16 BIT EPROMS (40, 42 PIN) 27C1024 - 27C160 (16 MEG)
FLASH EPROMS (28, 32 PIN) 28F, 29C, 29EE, 29F FAMILIES PLUS BOOT BLOCK DEVICES
EEPROMS/NVRAMS (24, 28, 32 PIN) 28C04 - 28C010, X2210/12, ER5911, PLUS DALLAS 12XX
SERIAL EEPROMS* (8, 14 PIN) 17XX, 24XX, 25XX, 35XXX, 59XX, 85XX, 93XX, 95XX+ER1400
BIPOLAR PROMS* (16 - 24 PIN) 74SXXX AND 82SXXX FAMILIES
MICROCONTROLLERS* (ALL FAMILIES) 874X, 875X, 87C5XX, 87C75X, 89C5X, 89C051, 68705, 68711, PIC12XXX - 16CXXX, 17C4X PLUS FLASH AND 14000

- READ, PROGRAM, COPY, COMPARE FILE LOAD/SAVE (PLUS MUCH MORE!)
- FULL SCREEN EDITOR W/25 CMDS + BYTE/WORD MODES
- RUNS UNDER DOS, WIN3.1/95 ON ANY SPEED MACHINE
- SUPPORTS INTEL HEX, S-RECORD AND BINARY FILES
- MADE IN USA • 30 DAY MONEY BACK GUARANTEE

\$289

SYSTEM INCLUDES: PROGRAMMING UNIT, PRINTER \$5.00 SHIPPING • \$5.00 C.O.D.
 PORT CABLE, POWER PACK, SOFTWARE & MANUAL VISA • MASTERCARD • AMEX

ANDROMEDA RESEARCH, P.O. BOX 222, MILFORD, OH 45150
 (513) 831-9708 FAX (513) 831-7562

HOME AUTOMATION

World's Largest Selection!

Widest Selection of
 X-10 Devices Available

Hundreds of hard-to-find automation, X-10 and wireless control products. Computer interfaces, software, development tools, lighting control, telephone systems, security systems, surveillance cameras, infra-red audio/video control. HVAC, pet care automation, wiring supplies, books and videos and much more!



Packed with Pictures & Diagrams

HOME AUTOMATION SYSTEMS, INC.

Questions: 714-708-0610 Fax: 714-708-0614

e-mail: catalog@smarthome.com

http://www.smarthome.com/smarthome

Lowest Prices Guaranteed!

24 Hours **Call 800-SMART-HOME** 800-762-7846

OWN A MACHINE SHOP

The Smithy 3-in-1 lathe-mill-drill gives you all 3 basic machine tools in one easy-to-use benchtop machine. Save time & money. For home or business.



Call for your FREE Info Pak.

1-800-345-6342

FREE Info Pak

Ask for Operator PE711 or write

Dept. PE711
 PO Box 1517
 Ann Arbor, MI
 48106-1517

Smithy.



One tree can make 3,000,000 matches.




One match can burn 3,000,000 trees.



A Public Service of The Advertising Council

A WHOLE NEW WORLD IN SCIENCE KITS.



MOON WALKER

TRIPLE ACTION SOLAR CAR (No Soldering)

S-CARGO

LINE TRACKER

SPIDER

HYPER PEPPY

ROBOTIC ARM TRAINER (No Soldering)

WAO II

OWI's "Next Generation" of affordable, rugged Robot Kits challenge the enthusiast to solder circuit boards and / or mechanically assemble.

Each OWIKIT also incorporates the basic principles of robotic experiments, sensing and locomotion, guaranteeing an exciting, hands-on adventure of knowledge and fun!

But remember! OWI is the recognized founder and leader in Educational Robot Kits. **ACCEPT NO IMITATIONS.**

Visit our homepage @ <http://www.owirobot.com>



1160 Mahalo Place, Suite B
 Rancho Dominguez, CA 90220-5443

(310) 638-7970
 Fax: (310) 638-8347



Order M - F: 8a.m. - 4p.m. PST

ROBOTIC ARM TRAINER	OWI-007	5 Axis Control	NEW	69.95
TRIPLE ACTION SOLAR CAR	OWI-685	Solar Sensor	NEW	39.95
S-CARGO	OWI-936K	Sound Sensor	47 Pg. Book	36.95
WAO II	OWI-961K	Programmable - Graphic	59 Pg. Book	69.95
SPIDER	OWI-962K	Infrared Sensor	49 Pg. Book	49.95
LINE TRACKER	OWI-963K	Infrared Sensor	48 Pg. Book	49.95
HYPER PEPPY	OWI-969K	Sound / Touch Sensor	46 Pg. Book	24.95
MOON WALKER	OWI-989K	Solar Sensor	10 Pg. Book	34.95

November 1997, Popular Electronics

CABLE TV CHANNELS

EQUIPMENT *Direct* **GUARANTEED** **FREE 30 DAY TRIAL**

SAVE \$1000's
The Nationwide source for cable TV equipment.
BUY WHERE THE DEALERS BUY!

FREE TV Cable Descramblers, Converters and Magic Box Catalog. Open Every Day!

FREE YOUR VCR TAPES CAN PLAY AS CLEAR AS DAY!
Eliminates copy protection on any tape.

UNJAM NOW WITH Video Decoder
• Copy any rental bought tape
• Power Cord and RC Plugs Included

2 Year Warranty
CALL NOW!
Member Better Business Bureau

MEGA ELECTRONICS
1-800-676-6342 VISA • MC • COD

FREE 30 Day Trial!



\$139* Laser LightShow

Draw with a laser beam! Animation, text, music & more! Includes galvos, mirrors, servo amp, demo software disk, analog and digital computer interface. Use an inexpensive pen pointer or high power gas laser.



Computerized Motors \$39*

Includes: 2 Stepper motors, 2 DC motors, computer interface, training manual, & demo software disk. Expandable! Up to 12 motors, up to 3 amps per phase.

Now with 4 Axis Linear Interpolation

* Add \$6 for shipping. Computer with parallel printer port & cable, assembly, power supply, & laser are required

FREE FLYER

Voice 510-582-6602 Fax 510-582-6603

SVS

1273 Industrial Pkwy West Bldg. 460
PO Box 55125 Hayward CA 94545-0125

PROTOTYPES

Or large runs. PCBs, wave soldering, cabinets and other metal parts, silk screen printing, plastic injection, xformer/coil winding, etc. Assembly, wiring. Very low prices! Twin plant in Mexico. We ship to your door. V&V. PH. (713) 537-7518 Fax. 011 (525) 361-5996.

CABLE T.V. Converters & Equipment WISE PRODUCTS



30-day money back
1-year warranty

Dealers
Welcome!

1-(800) 434-2269

Visa, MC, Amex, COD

MISCELLANEOUS ELECTRONICS FOR SALE

THE Case Against Patents. Thoroughly tested and proven alternatives that work in the real world. \$28.50. **SYNERGETICS PRESS**, Box 809-C, Thatcher, AZ 85552. (520) 428-4073. Visa/MC.

LOCATE hard to find parts easily with the **FUTURETECH Sourcebook**. Free details. Box 6291, Gulf Breeze, FL 32561.

PLANS-KITS-SCHEMATICS

TRANSISTOR Data Tables — Given are the basic electronic parameters for the worlds popular transistors in one volume. A must for servicemen, hobbyists and engineers. Order "Transistor Data Tables" (BP401) for only \$9.95 (price includes shipping) from **ELECTRONIC TECHNOLOGY TODAY, INC.**, PO Box 240, Massapequa Park, NY 11762-0240. USA and Canada only. US funds.

HEATH COMPANY is selling photocopies of most Heathkit manuals. Only authorized source for copyright manuals. Phone: (616) 925-5899, 8-4 ET.

ELECTRONIC Project Kits. www.qkits.com. 1 (888) GO-4-KITS, 292 Queen St., Kingston, ON., K7K 1B8. **QUALITY KITS.**

ALL-in-one catalog, 60 mouth-watering pages. CB/HAM/audio/TV/spy/broadcast/science projects, **micropower broadcasting**, broadcast transmitters, amplifiers, antennas, "secret books", start your own radio station and more. Send \$1.00 to **PAN-COM INTERNATIONAL**, PO Box 130-P11, Paradise, CA 95967.

AWESOME Kits: Voice changers, levitators, lasers, gas sensors and more! Catalog \$1.00. **LNS TECHNOLOGIES**, 20993 Foothill Blvd., Suite 307P, Hayward, CA 94541. www.ccnnet.com/~lnstech

FM Micro/Low Power Broadcasting 88-108MHz, Assembled PLL transmitters and rf amps, mono/stereo 20mW's-110 watts. Photo catalog/info call (250) 642-2859. **R. SCOTT COMMUNICATIONS LTD.** We ship worldwide from Canada.

UNDERGROUND electronic devices and more. Free catalog. **INFORMATION CENTER**, P.O. Box 876PE, Hurst, Texas 76053. www.theinformationcenter.com

COMPUTER SOFTWARE

FREE software and service! Save thousands on your home mortgage without refinancing! Download Windows95 file from <http://www.worldprofit.com/bizops/bmmorris.htm>

AUDIO-VIDEO-LASERS

VIDEO Stabilizer. Works with all videotapes. \$45.95 ++ \$6.00 S&H. Free brochure. 30 day moneyback. **STAR DEVELOPMENT**, Box 92457, Milwaukee, WI 53202. (414) 860-1471.

CABLE TV

CABLE TV equipment & accessories. Wholesalers welcome! 30 day moneyback guarantee! Free catalog! **PERFORMANCE ELECTRONICS, INC.**, 1 (800) 815-1512.

CABLE TV descramblers. One piece units. Pioneer 6310's, Scientific Atlanta 8580's, DPV7's and others. Lowest prices. Money back guarantee. Houston, TX (888) 691-4610.

CABLE - test chips; Jerrold; Pioneer; Tocom; Scientific Atlanta, Zenith, Jerrold cubes; Pioneer programmable cubes; **HUDSON**, 1 (800) 863-3237.

CONFUSED? Descramblers. Will explain all your options, all makes and models. Wholesale and retail. open 6 days wk 9AM - 8 PM Est. Best tech support and friendly service. Toll free 1 (888) 238-0967 **ROYAL ENGINEERING INC.**

BLOCK severe TV interference or unwanted channels. Online brochure: <http://members.aol.com/tvfilter> Address: **STAR CIRCUITS**, PO Box 94917, Las Vegas, NV 89193. Voicemail: 1 (800) 433-6319.

CABLE Descrambling, New secret manual. Build your own descramblers for cable and Subscription TV. Instructions, schematics for **SSAVI**, Gated Sync, Sinewave, some free methods \$12.95, \$2.00 postage. **CABLETRONICS**, Box 30502PE, Bethesda, MD 20824.

ALL chips \$9.00 - \$18.00, Security bits from \$9.95, converters, filters. Lowest price guarantee. Anytime. 1 (800)760-0555.

CABLE descramblers and converters. 10 lot decoders \$38.00 ea. 10 lot converters \$57.00 ea. Visa and Mastercard accepted. (304) 337-8027.

CABLE test chips, real wholesale pricing, volume purchase programs, monthly specials, toll free 1 (888) 676-test.

MAESTRO latest technology. Compatible with all major systems: Pioneer, Jerrold, Scientific Atlanta, Zenith. Universal descrambling capabilities. Dealers wanted. Money back guarantee. 1 (800) 676-7966.

FREE cable descrambler plans. For details write: **SIERRA PUBLISHING**, 909 E. Yorba Linda Blvd., Suite H-181, Dept. PEJ, Placentia, CA 92870.

ALL raw unmodified Tocom 5503A \$22.00, VIP \$60.00, SA 8600 new \$165.00, Pioneer 5135 \$50.00, Jerrold DP5 \$50.00, DRZ P \$22.00, Zenith 1082 \$22.00, Oak \$22.00, 5 lot only. 1 (800) 219-8618.

SATELLITE EQUIPMENT

VIDEOCYEPHER II descrambling manual. Schematics, video and audio. Explains DES EPROM, CloneMaster, Pay-per-view \$16.95, \$2.00 postage. Schematics for Videocypher Plus, \$20.00. Schematics for Videocypher 032, \$15.00. Collection of software to copy and alter EPROM-codes, \$25.00. VCIH Plus EPROM, binary and source code, \$30.00. **CABLETRONICS**, Box 30502PE, Bethesda, MD 20824.

DSS Hacking: How to construct and program smart cards, w/pic16C84, software. Complete DSS system schematics. \$16.95. **CABLETRONICS**, Box 30502PE, Bethesda, MD 20824.

FREE Big Dish Catalog - Low prices - systems, upgrades, parts...and "4DTV". **SKYVISION**®. 1048 Frontier Dr., Fergus Falls, MN 56537. 1 (800) 334-6455. International (218) 739-5231. www.skyvision.com.

SECURITY

ELECTRONIC sales of security systems for home, apartment, or business. Will send information. Call (612) 295-4240.

TEST EQUIPMENT

HP1740A 100 MHz three trace delayed scopes \$300.00, HP8903B audio analyzer \$3,000.00. More. (408) 737-2980, Fax (408) 735-1426.

BUSINESS OPPORTUNITIES

START your own technical venture! Don Lancaster's newly updated **Incredible Secret Money Machine II** tells how. We now have autographed copies of the Guru's underground classic for \$18.50. **SYNERGETICS PRESS**, Box 809-C, Thatcher, AZ 85552. (520) 428-4073. Visa/MC.

SATELLITE Television Pays! 18" minidish sales force needed. **STAR VISION DIRECT**: (800) 899-9707, 8am - 10pm Pacific.

\$\$\$ millions in scrap gold from old electronics, computers, circuit boards, jewelry, 24 hours: (603) 645-4767.

ELECTRONICS Enterprises, Home based. Part/Full time. Comprehensive Guidebook, 250+ pages, insider information. \$19.95, 24hr recording (800) 326-4560 x145.

INVENTORS. Free information/forms on patents/trademarks. 1 (800) 876-6670. **J.P. HALVONIK**, reg. Pat. Atty.



In 1872, J. Sterling Morton gave the world a great idea. He created a holiday unlike any other, Arbor Day.

This is the 125th Anniversary of Arbor Day, the tree planters' holiday. This year The National Arbor Day Foundation asks you to plant Trees for America, and provide for their care.

Trees Make a World of Difference. Trees conserve energy, beautify our neighborhoods, and bring songbirds close by. Every tree you plant cleans the air and leaves your mark on the Earth.

This year, plant Trees for America. For your free brochure, write: Trees for America, The National Arbor Day Foundation, Nebraska City, NE 68410.

Arbor Day...
A Great Idea
GROWS



 **The National Arbor Day Foundation**
www.arborday.org

PIC our brains!

The PIC-MDS micro-controller development system will teach you how to use the powerful mid-range family of PIC® microcontrollers in your designs. The included program examples use the built-in features of the PIC-MDS development board to guide you from simple programming concepts to keypad scanning, RS-232 serial I/O, LCD display, A/D conversion, interrupts, and much more.



The PIC-MDS Professional Pack includes:

- PIC16C711 & 16F84 microcontrollers
- EPIC Programmer & PM assembler
- detailed training manual with disk
- in-circuit programming cable & socket
- ZIF socket • buffered LED port indicators
- 2 X 16 LCD display • 2 analog pots • RS-232 port
- 256 byte serial EEPROM • crystal/resonator socket
- 5V & variable DC regulators • cables & adapters
- all I/O pins on screw terminals & PICBUS connector
- all code examples in Microchip and Parallax™ syntax

only \$299!

Also Available:

- Hobbyist Pack \$199** (kit, no ZIF, 16F84 only)
- Quick-MDS \$69** (prototyping system)
- PicBasic \$99**

All prices are in US\$. Add \$15 for shipping. Canadian & international orders call or see web for prices. PIC is a registered trademark of Microchip Technology Inc. in the USA and other countries. Parallax is a trademark of Parallax, Inc.

**Sirius
microSystems**

Visit our Web page: <http://www.slrusmicro.com>

172 Harvard Road
Waterloo, ON N2J 3V3
CANADA
+1-519-886-4462 (ph.)
+1-519-886-4253 (fax)
support@srusmicro.com

Converters & Descramblers
Call 1-800-715-6789

30 Day Money Back Guarantee

FREE Catalog



millennium
ENTERPRISES

...It's Full of Stars

- Panasonic®
- Jerold®
- Pioneer®
- Zenith®
- Scientific Atlanta®

ALL MAJOR CREDIT CARDS ACCEPTED

13492 Research Blvd • Suite 120-113 • Austin, TX 78750

BROADCAST TRANSMITTER

The FMS2 studio quality transmitter is FULLY crystal controlled and programmable to any FM broadcast frequency.

Unit features: ALC 2:1 compressor, audio buffer / amplifier, pre-emphasis, roll off filter, stereo generator, digital PLL tuning, 75 MHz-125MHz bandwidth, 500mW power output and a special introductory price of only \$295.00 US.

SCHEMATICS PER UNIT \$27
FAX POLL INFO 416-243-1067

CATALOG 800-504-1178
TEK LINE 416-243-2260



Debco is a Kit Builders Paradise
Electronic Kits - Plans - Parts - Computers - Amateur Radio



Call Debco today for your **FREE** copy of



The Electronic Experimenter's Journal

1 800 423 - 4499

Debco Electronics 4025 Edwards Rd. Cincinnati, OH 45209

BUGGED??

EAVESDROPPING is unbelievably widespread! Electronic Devices with amazing capabilities can be monitoring your telephone and room conversations **RIGHT NOW!** Are you sure you're safe? **FREE CATALOG** tells you fast! Includes Free Bonus details on fantastic opportunities now open in Counter-Surveillance field. Exciting, immensely interesting and **EXTREMELY** profitable (up to \$250/hr) full/part-time income. Call Now! **1-800-732-5000**

BUY BONDS

**Cable TV
Converters**

**SAVE Dealers
\$100s Welcome**

30 Day Money Back Guarantee

Call Us Last!

We will beat any advertised price

CD Electronics

No FL Sales

1-800-842-9670

<http://www.cdelectronics.com/cd>

ADVERTISING INDEX

Popular Electronics does not assume any responsibility for errors that may appear in the index below.

Free Information Number	Page	Free Information Number	Page
—	Aegis Research, Canada82	—	Learn Inc.....69
—	AES84	154	MCM Electronics79
26	Alfa Electronics.....91	—	Mega Electronics104
28	All Electronics.....99	150	Mendelson's.....90
137	Allison Technology.....85	151	Mendelson's.....22
—	Allstar Electronics100	—	Mental Automation84
—	Amaze Electronics101	171	MicroCode EngineeringCV4
—	American Innovations.....88	—	Millennium Enterprises105
—	Andromeda Research.....103	—	Mo-Tech Distributors.....101
—	Arrow Electronics.....12	—	Modern Electronics92
—	Basic Electrical Supply96	—	Mondo-tronics.....4
—	Bel Merit.....100	152	Mouser12
32	C&S Sales, Inc.94	—	NRI Schools.....9, 49
—	CD Electronics98	—	NS International6
—	Circuit Specialists.....86	—	OWI103
—	Cleveland Inst. of Electronics.....21	146	Parts Express93
—	Command Productions84	—	Pioneer Hill Software97
—	Comtrad IndustriesCV3, 13	45	Prairie Digital Inc.82
—	Consumertronics.....78	47	Print98
48	Dalbani81	46	Print97
—	EDE Spy Outlet102	14	Radio Shack3
—	Electronic Rainbow83	—	Silicon Valley Surplus104
—	Electronic Tech. Today40	—	Sirius MicroSystems.....105
172	Foley-Belsaw Institute.....7	—	Smithy Company103
—	Forest Electronics98	—	Starlet Systems.....100
—	Fotronic Corporation96	—	Tab Books.....67, 73
—	General Device Instruments.....100	—	Tech Services & Solutions.....100
—	Greenleaf Electronics Inc.82	142	Telulex.....85
—	Home Automation Systems.....103	136	UCANDO Videos85
176	Howard W. Sams & Company5	—	US Cyberlab.....77
—	ICS Computer Training.....39	—	Vision Electronics6
—	Information Unlimited80	—	Visual Communications102
13	Interactive Image Technologies CV2	—	Weeder Technologies88
—	Intronics, Inc.....102	—	WPT Publications.....92
153	Jensen Tools77	134	Xandi Electronics89
—	Kableworks90	—	Xillion90
—	KDE Electronics101		

ADVERTISING SALES OFFICES

Gernsback Publications, Inc.
500 Bi-County Blvd.
Farmingdale, NY 11735-3931
1-(516) 293-3000
Fax 1-(516) 293-3115

Larry Steckler, EHF/CET
 President (ext. 201)
 e-mail advertising@gernsback

Adria Coren
 Vice-President (ext. 208)

Ken Coren
 Vice-President (ext. 267)

Christina Estrada
 Assistant to the President (ext. 209)

For Advertising ONLY
1-516-293-3000
Fax 1-516-293-3115

Larry Steckler
 publisher

Arline Fishman
 advertising director (ext. 206)

Michele Torriolo
 advertising assistant (ext. 211)

Adria Coren
 credit manager (ext. 208)

**Subscription/
 Customer Service/
 Order Entry**
 1-800-827-0383
 7:30 AM - 8:30 PM EST

ADVERTISING SALES OFFICES EAST/SOUTHEAST

Stanley Levitan
 Eastern Sales
 1 Overlook Ave.
 Great Neck, NY 11021-3750
 1-516-487-9357, 1-516-293-3000
 Fax 1-516-487-8402
 slevitan26@aol.com

MIDWEST/Texas/Arkansas/ Oklahoma, Colorado, Arizona

Ralph Bergen
 Midwest Sales
 One Northfield Plaza, Suite 300
 Northfield, IL 60093-1214
 1-847-559-0555
 Fax 1-847-559-0562
 bergenrj@aol.com

PACIFIC COAST/Mountain States

Anita Bartman
 Hutch Looney & Assoc., Inc.
 6310 San Vicente Blvd.
 Suite 360
 Los Angeles, CA 90048-5426
 1-213-931-3444 (ext. 227)
 Fax 1-213-931-7309

How to make your car invisible to radar and laser...legally!

Rocky Mountain Radar introduces a device guaranteed to make your car electronically "invisible" to speed traps—if you get a ticket while using the product, the manufacturer will pay your fine!

by Phil Jones



The Phazer will "jam" both radar and laser guns, preventing police from measuring your speed.


If your heart doesn't skip a beat when you drive past a speed trap—even if you aren't speeding—don't bother reading this. I can't tell you how many times that has happened to me. Driving down the interstate with my cruise control set at eight miles over the limit, I catch a glimpse of a police car parked on the side of the road. My heart skips a beat and for some reason I look at my speedometer. After I have passed the trap, my eyes stay glued to my rear view mirror, praying the police officer will pass me up for a "bigger fish."

It seems that as speed-detection technology has gotten more and more advanced, speeding tickets have become virtually unavoidable. And although devices exist that enable motorists to detect these speed traps, they are outlawed in many states... including mine.

The solution. Today, Rocky Mountain Radar offers drivers like me a perfect solution—the Phazer. Combining a passive radar scrambler with an active laser scrambler, the Phazer makes your automobile electronically "invisible" to police speed-detecting equipment.

The radar component works by mixing an X, K or Ka radar signal with an FM "chirp" and bouncing it back at the squad car by way of a

waveguide antenna, effectively confusing the computer inside the radar gun. The laser component transmits an infrared beam that has the same effect on laser Lidar units.



Perfectly legal. Some radar devices have been outlawed because they transmit scrambling radar beams back to the waiting law enforcement vehicle. The Phazer, however, reflects a portion of the signal plus an added FM signal back to the police car. This, in effect, gives the waiting radar unit an electronic "lobotomy."

Best of all, unless you are a resident of Minnesota, Oklahoma or Washington, D.C., using the Phazer is completely within your legal rights.

HOW TO MAKE YOUR CAR DISAPPEAR

Radar and laser scramblers are devices that foil speed traps by making vehicles electronically "invisible" to police radar. Radar scramblers mix a portion of the radar signal with background clutter and reflect it back to the squad car. This technique, pioneered by Rocky Mountain Radar, creates an unreadable signal that confuses the computer inside the radar gun.

The laser scrambler in the Phazer works in a similar manner. It transmits a special infrared beam with information designed to scramble the laser signal. The result? Readouts on police radar and laser guns remain blank. As far as the police officer is concerned, your vehicle is not even on the road.

The Phazer makes your car invisible to police radar and lasers or the manufacturer will pay your speeding ticket!



How it scrambles radar.

Police radar takes five to 10 measurements of a vehicle's speed in about one second. The Phazer sends one signal that tells the radar the car is going 15 m.p.h. and another signal that the car is going 312 m.p.h. Because police radar can't verify the speed, it displays no speed at all. To the radar gun, your car isn't even on the road.

Works with laser, too! The Phazer also protects your vehicle from Lidar guns that use the change in distance over time to detect a vehicle's speed. The Phazer uses light-emitting diodes (LEDs) to fire invisible infrared pulses through the windshield. Laser guns interpret those pulses as a false indication of the car's distance, blocking measurement of your speed. Again, it's as if your car isn't even on the road.

Range up to three miles.

The Phazer begins to scramble both radar and laser signals as far as three miles away from the speed trap. Its range of effectiveness extends to almost 100 feet away from the police car, at which point you should be able to make visual contact and reduce your speed accordingly.

Encourage responsible driving.

While the Phazer is designed to help you (and me) avoid speed traps, it is *not* intended to condone excessive speeding. For that reason, within the first year, the manufacturer will pay tickets where the speed limit was not exceeded by more than 30%, or 15 miles per hour, whichever is less.

Double protection from speed traps. If the Phazer sounds good, but you prefer to be notified when you are in range of a police radar, the Phantom is for you. The Phantom combines the Phazer (including the Ticket Rebate Program) with a radar detector. It's legal in every state except Minnesota, Oklahoma, Virginia and Washington, D.C. Ask your representative for more details!



Risk-free. Thanks to Rocky Mountain Radar, speed traps don't make my heart skip a beat anymore. Try the Phazer or the Phantom yourself. They're both backed by our risk-free trial and three-year manufacturer's warranty. If you're not satisfied, return them within 90 days for a full "No Questions Asked" refund.

The Phazer \$199 \$14 S&H
The Phantom \$349 \$18 S&H

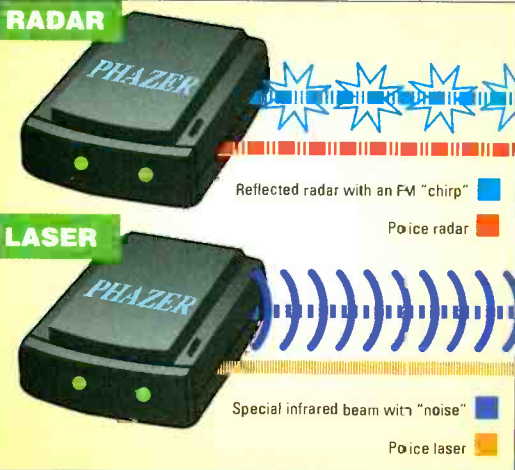
Please mention promotional code 2541-11429

For fastest service call toll-free 24 hours a day
800-399-7863



comtradindustries

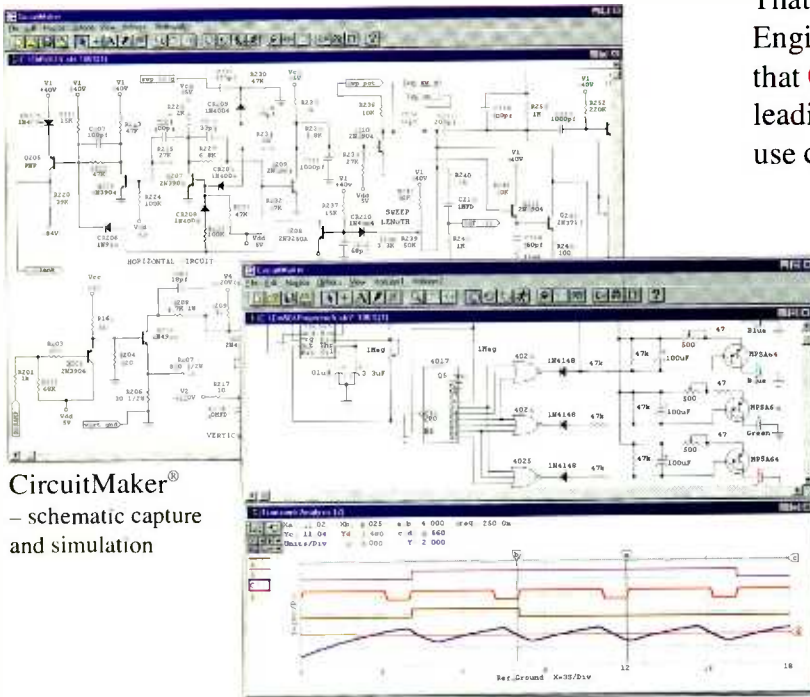
2820 Waterford Lake Drive, Suite 102 Midlothian, VA 23113



Professional Power

at a hobbyist price.

That has been our philosophy at MicroCode Engineering since 1987. So it's no surprise that **CircuitMaker** and **TraxMaker** are the leading software tools for affordable, easy-to-use circuit design, simulation and PCB layout.



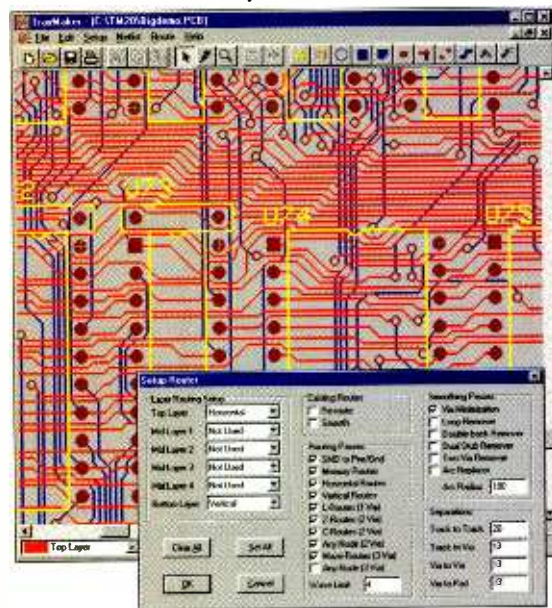
CircuitMaker®
– schematic capture and simulation

QUICKLY DESIGN analog, digital or mixed analog/digital circuits with CircuitMaker's advanced schematic features. You fully control the wiring, device placement, annotation and colors. And the Symbol Editor and macro features let you create unlimited custom devices and symbols.

SIMULATE and **ANALYZE** what you create – try all the “what if” scenarios with:

- Fast, proven 32-bit SPICE 3f5/XSpice simulator
- True mixed analog/digital simulation
- Fully interactive digital logic simulation
- 4,000-device library
- AC Frequency Analysis
- DC Operating Point Analysis
- DC Transfer Function
- Transient Analysis
- Step Function – step component values and sources over a user-definable range

TraxMaker® – PCB layout and autorouting



TAKE MEASUREMENTS at any point in the circuit with a click of the Probe tool. Results appear immediately on virtual instruments like the Digital Oscilloscope, Curve Tracer, Digital Multimeter and Bode Plotter. No other simulator lets you take measurements as quickly and easily as CircuitMaker.

COMPLETE the design process with TraxMaker, a professional printed circuit board layout program with built-in autorouter. Import netlists from CircuitMaker and other schematic programs, or design boards from scratch.

- Includes autorouter, auto component placement and Design Rules Check
- Supports up to 8 copper layers, board sizes up to 32 x 32 inches
- Surface mount and through-hole components from a customizable library
- Outputs your PCB as a Gerber file, Excellon N/C drill file, and prints to any Windows-selectable printer or plotter

RELY ON free technical support from qualified engineers. And every MicroCode product is backed by our **30-day Money-Back Guarantee** if it does not live up to your expectations.

Call 800-419-4242 for more information and free demos

(or download from www.microcode.com)

CIRCLE 171 ON FREE INFORMATION CARD

CircuitMaker Version 5	\$299
TraxMaker Version 2	\$299
CircuitMaker Design Suite™	\$549
<small>(CircuitMaker and TraxMaker)</small>	