

CONSUMER ELECTRONICS SHOW ROUNDUP

Popular Electronics[®]

May 1996

Big-Dish

Satellite TV Lives!

Find out how you can get in on the total picture

**Build a
Levitorator**

It's a fascinating
and educational
conversation piece

**Build a
PC Poller**

See what others think


**Build a
Versatile Power
Supply**

It's the perfect power source for
any workbench



A GERNSBACK
PUBLICATION

\$3.50 U.S.
\$3.95 CAN.



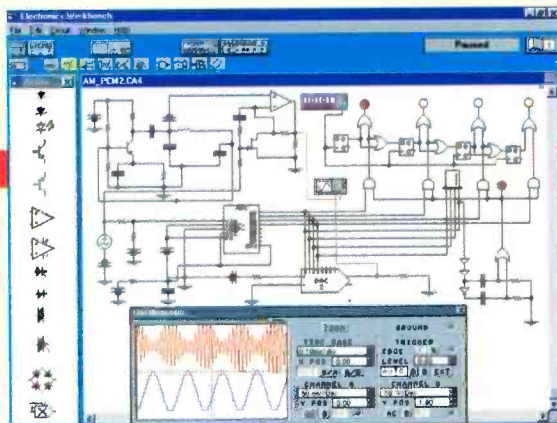
Better Designs -Faster

Guaranteed with Electronics Workbench!

Just click and drag to create and edit schematics. Mix analog and digital devices in any combination with full control over values, models and behavior. Try 'what if' scenarios and fine tune effortlessly. And on-screen waveforms always match actual circuit response. You'll create better designs faster—*Guaranteed!*

Guaranteed Satisfaction

Join over 40,000 customers and experience the power, flexibility and value that only Electronics Workbench offers. Receive unequalled service and free, unlimited technical support by phone, fax, e-mail, WWW, CompuServe and BBS. You'll be delighted. *We guarantee it.**



True Mixed-Mode Power

Connect any analog or digital device to any other device without limit. Only Electronics Workbench offers this professional power for under \$2,000.

Real-World Digital


Real-world TTL and CMOS, complete with propagation delays and fanout. Unique at this price.

32-Bit Speed

Integrated SPICE analog and native-mode digital simulation in full 32-bit. Unique at this price.

Real-World Results

Unlimited supply of over 200 components and ICs and 350 real-world models—all perform as real devices.



Electronics Workbench®

\$299

*30-DAY MONEY-BACK GUARANTEE

VERSION 4.1 FOR WINDOWS 95/NT/3.1, DOS AND MACINTOSH.

Ask about our Engineer's Pack with thousands of additional models and more. Version 4.0 users call for your free upgrade.

800-263-5552



Fax: 416-977-1818 Internet: <http://www.interactiv.com>
CompuServe: 71333,3435/BBS: 416-977-3540/E-mail: ewb@interactiv.com

INTERACTIVE IMAGE TECHNOLOGIES LTD., 908 Niagara Falls Boulevard, #068, North Tonawanda, New York 14120-2060/Telephone 416-977-5550
TRADEMARKS ARE PROPERTY OF THEIR RESPECTIVE HOLDERS. OFFER IS IN U.S. DOLLARS AND VALID ONLY IN THE UNITED STATES AND CANADA. ALL ORDERS SUBJECT TO \$15 SHIPPING AND HANDLING CHARGE

Australia: 2519-3933 • Belgium: 2384-7309 • Brazil: 11-453-5588 • Chile: 2236-0300 • Cyprus: 2-62-1068 • Czech Republic: 42-48-23454 • Denmark: 33-25-0109 • Finland: 0297-5033 • France: 14-908-9000 • Germany: 711-62-7740 • Greece: 1-524-9981 • Hungary: 1-215-0082
India: 11-578-7055 • Indonesia: 21-470-0815 • Israel: 3-647-5613 • Italy: 11-437-5549 • Japan: 3-3382-3136 • Malaysia: 3-774-2189 • Mexico: 5-593-5260 • Netherlands: 18031-7666 • New Zealand: 9-267-1756 • Norway: 22-16-7045 • Philippines: 973-27-0118
Portugal: 1-91-46609 • Singapore: 777-2303 • Slovenia: 61-317-830 • South Africa: 331-6-8309 • South Korea: 2-2722-3431 • Spain: 1-383-8335 • Sweden: 8-740-5500 • Taiwan: 886-2-366-0080 • Thailand: 86-2-398-6952 • UAE: 4-453505 • UK: 203-23-3216

CIRCLE 13 ON FREE INFORMATION CARD



COVER STORY

19 Popular Electronics' Guide to Big-Dish Satellite TV

With all the attention DBS has received lately, one might think that "old-fashioned" big-dish satellite TV is dead and gone. Nothing could be farther from the truth as you'll learn in this month's installment of Gizmo

CONSTRUCTION

38 Build the PC Poller

Use your PC and this circuit to learn what others think, or in any application where you need to keep track of lots of switches —
James J. Barbarello

48 Build a Magnetic Ball Levitator

Learn how closed-loop systems work, and build an interesting conversation piece in the process—*James Cicon*

57 Build a Versatile Power Supply

The perfect power source for any hobbyist's workbench—*Marc Spiwak*

FEATURES

53 All About Toroidal Transformers

Learn how they work, how to use them, and what advantages they offer over conventional transformers—*Charles Hansen*

60 The Amazing Micro-Car

See how advances in microengineering have made possible a working, electric-powered car as tiny as a grain of rice—*Bill Siuru*



Page 19



Page 48



Page 60

POPULAR ELECTRONICS (ISSN 1042-170-X) Published monthly by Gernsback Publications, Inc., 500 Bi-County Boulevard, Farmingdale, NY 11735. Second-Class postage paid at Farmingdale, NY and at additional mailing offices. One-year, twelve issues, subscription rate U.S. and possessions \$21.95; Canada \$28.84 (includes G.S.T., Canadian Goods and Services Tax Registration No. R125166280); all other countries \$29.45. Subscription orders payable in U.S. funds only. International Postal Money Order or check drawn on a U.S. bank. U.S. single copy price \$3.50. Copyright 1996 by Gernsback Publications, Inc. All rights reserved. Hands-on Electronics and Gizmo trademarks are registered in U.S. and Canada by Gernsback Publications, Inc. Popular Electronics trademark is registered in U.S. and Canada by Electronics Technology Today, Inc. and is licensed to Gernsback Publications, Inc. Printed in U.S.A.

Postmaster: Please send address changes to Popular Electronics, Subscription Dept., P.O. Box 338, Mount Morris, IL 61054-9932

A stamped self-addressed envelope must accompany all submitted manuscripts and/or artwork or photographs if their return is desired should they be rejected. We disclaim any responsibility for the loss or damage of manuscripts and/or artwork or photographs while in our possession or otherwise.

As a service to readers, Popular Electronics publishes available plans or information relating to newsworthy products, techniques, and scientific and technological developments. Because of possible variances in the quality and condition of materials and workmanship used by readers, Popular Electronics disclaims any responsibility for the safe and proper functioning of reader-built projects based upon or from plans or information published in this magazine.

P R O D U C T R E V I E W S

19 Gizmo

Popular Electronics' Guide to Big-Dish Satellite TV, plus a roundup of the goings on at the 1996 Winter Consumer Electronics show in Las Vegas

C O L U M N S

8 Multimedia Watch

New multimedia software—*Marc Spiwak*

12 Net Watch

Virtual reality on the Web—*Dan Karagiannis*

32 DX Listening

Goodbye to the "Happy Station"—*Don Jensen*

61 Antique Radio

We hear from the readers—*Marc Ellis*

64 Circuit Circus

Simple diode circuits—*Charles D. Rakes*

66 Scanner Scene

Not-so-private security forces—*Marc Saxon*

68 Ham Radio

Making noise about noise—*Joseph J. Carr*

70 Computer Bits

Sharing Win95—*Jeff Holtzman*

72 Think Tank

Revisiting some circuits—*John Yacono*

D E P A R T M E N T S

4 Editorial

6 Letters

15 New Products

76 Electronics Library

78A Free Information Card

79 Popular Electronics Market Center

110 Advertiser's Index

Popular Electronics

Larry Steckler, BHF, CET,
editor-in-chief and publisher

EDITORIAL DEPARTMENT

Carl Laron, editor
Dan Karagiannis, associate editor
Teri Scaduto, assistant editor
Evelyn Rose, editorial assistant
Joseph J. Carr, K4IPV,
contributing editor
Marc Ellis, contributing editor
Jeffrey K. Holtzman,
contributing editor
Dan Jensen, contributing editor
Charles D. Rakes,
contributing editor
Marc Saxon, contributing editor
Marc Spiwak, contributing editor
John Yacono, contributing editor

PRODUCTION DEPARTMENT

Ruby M. Yee, production director
Kathy Campbell,
production assistant

ART DEPARTMENT

Andre Duzant, art director
Russell C. Truelson, illustrator

Jacqueline P. Cheeseboro,
circulation director

Michele Torriolo,
POPULAR ELECTRONICS bookstore

**BUSINESS AND EDITORIAL
OFFICES**

Gernsback Publications, Inc.
500 Bi-County Blvd.
Farmingdale, NY 11735
1-516-293-3000
FAX: 1-516-293-3115
President: **Larry Steckler**

**SUBSCRIPTION
CUSTOMER SERVICE/
ORDER ENTRY**
1-800-827-0383
7:30 AM - 8:30 PM EST

**Advertising Sales Offices
listed on page 110**

Composition by Mates Graphics

Cover by Loewy Design
Cover Illustration by John Edwards



Since some of the equipment and circuitry described in POPULAR ELECTRONICS may relate to or be covered by U.S. patents, POPULAR ELECTRONICS disclaims any liability for the infringement of such patents by the making, using, or selling of such equipment or circuitry, and suggests that anyone interested in such projects consult a patent attorney.

New breakthrough clones TV signals and sends them to any other TV in your home

Recoton's new development duplicates cable, TV, VCR and satellite signals and transmits them...without any wires!

by Charles Anton

Today, television choices are virtually unlimited. Between cable, satellite TV, videos and network programming, it's almost a full-time job trying to keep up with all the alternatives. And it promises to get more complicated in the future. Breakthroughs in fiber optic technology will bring over 500 channels into your home.

Home broadcasting breakthrough. The problem with all this technology is the expense required to maintain your system and keep it up-to-date. Now, a wireless video broad-



Hi-tech home broadcast. Recently, the Federal Communications Commission allocated a band of radio frequencies specifically for wireless, in-home product applications. Recoton took advantage of the FCC ruling by creating and introducing wireless equipment that can transmit within the prescribed frequency over distances of up to 150 feet.

Wireless Video Breakthrough...

Cable Broadcast cable channels, even premium channels, to other TVs in your home that are not wired for cable.

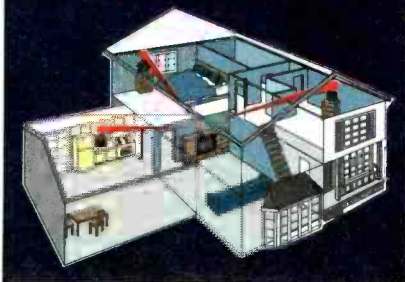
Videos Transmit signals from one VCR to any room, even if someone is watching TV in the room that the VCR is in.

Satellite programs Watch satellite programs throughout your home without stringing miles of cable everywhere.

Live video View home videos as you film them or turn your camcorder into a security camera.

Network programs If the main TV is hooked up to an antenna, you can broadcast its clear signal to all the others.


Recoton's video broadcasting system clones the accessories (cable, satellite, VCR, etc.) of one TV and broadcasts it to any other TV in your home...without wires!



Wave of the future. Never drag your VCR from room to room again: Recoton's wireless video broadcasting system transmits video or TV signals to any other TV in your home.

Because the system is totally wireless, you won't have to worry about running miles of wires. Besides, who wants to install cable in every room of their home? With Recoton's wireless video broadcasting system, you

won't have to. You can even watch one program on your main TV while someone else watches something different on another TV. It's just like having a personal broadcasting system in your home—and it's legal in every state.



Exclusive factory-direct offer. With this breakthrough in home video broadcasting technology, you can have the convenience of your own personal wireless broadcasting system for a fraction of the cost of owning your own TV station. For a limited time only, we are offering Recoton's wireless video broadcasting system (one transmitter and one receiver) for the low price of \$99. You can order additional receivers for other TVs for just \$59 each.

Risk-free offer. The wireless video broadcasting system by Recoton is backed by Comtrad's exclusive risk-free home trial. Try it, and if you are not completely satisfied, simply return it within 30 days for a full "No Questions Asked" refund. It also comes with a 90-day manufacturer's limited warranty. Most orders are processed within 72 hours and shipped UPS.

Video Broadcasting System \$99 \$9 S&H
Includes one transmitter and one receiver.

Additional receivers (each) \$59 \$7 S&H

Please mention promotional code 173-PL-6655 .

For fastest service, call toll-free 24 hours a day

800-704-1201

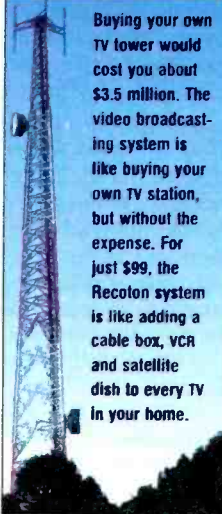


To order by mail, send check or money order for the total amount including S&H (VA residents include 4.5% sales tax). Or charge it to your credit card by enclosing your account number and expiration date

COMTRAD INDUSTRIES

2820 Waterford Lake Drive, Suite 106
Midlothian, Virginia 23113

ADD A TV TOWER?



Buying your own TV tower would cost you about \$3.5 million. The video broadcasting system is like buying your own TV station, but without the expense. For just \$99, the Recoton system is like adding a cable box, VCR and satellite dish to every TV in your home.

EARN YOUR B.S. DEGREE IN COMPUTERS OR ELECTRONICS



By Studying at Home

Grantham College of Engineering, now in our 45th year, is highly experienced in "distance education"—teaching by correspondence—through printed materials, computer materials, fax, modem, and phone.

No commuting to class. Study at your own pace, while continuing on your present job. Learn from easy-to-understand but complete and thorough lesson materials, with additional help from our instructors.

Grantham offers three separate distance-education programs, leading to the following accredited degrees;

(1) The B.S.E.T. with Major Emphasis in Electronics.

(2) The B.S.E.T. with Major Emphasis in Computers.

(3) The B.S.C.S. — the Bachelor of Science in Computer Science.

An important part of being prepared to *move up* is holding the right college degree, and the absolutely necessary part is knowing your field. Grantham can help you both ways—to learn more and to earn your degree in the process.

Write or phone for our free catalog. Toll free, 1-800-955-2527, or see mailing address below.

Accredited by
the Accrediting Commission of the
Distance Education and
Training Council

GRANTHAM
College of Engineering
Grantham College Road
Slidell, LA 70460

EDITORIAL

SIGNALS FROM THE SKY

With all of the attention direct-broadcast satellite TV has garnered over the past year or so, one might think that traditional, big-dish satellite TV is dead and gone. Nothing could be farther from the truth.

If you have the room, the proper site, and can deal with the esthetics—they're not called "BUDs" (Big, Ugly Dishes) for nothing!—big-dish satellite TV will give you everything that DBS (Direct-Broadcast Satellite) can give you, and much, much more.

For example, there is audio and video programming—including wild feeds (the feeds the networks use to distribute programming to their local affiliates) and back hauls (the feed from the site of a sporting or other event back to the cable or broadcast network for distribution)—that can be found nowhere else. And while the programming for most of the major cable channels is scrambled and can be viewed only by paying subscribers, there's also a lot of stuff in the clear—viewable by anyone for free. Contrast that with DBS, where all programming is by subscription only.

If you want to learn more about big-dish satellite TV, turn to this month's installment of *Gizmo*, which begins on page 19. There we examine the history of satellite TV, the state of the industry today, and look ahead to what the future might bring. In the next *Gizmo* (which will appear in the July 1996 issue of **Popular Electronics**), we'll get down to the nitty-gritty of setting up your own big-dish satellite TV system.

Also this month, *Gizmo* reports on the goings-on at the January Consumer Electronics Show where the hot news was all digital, including the introduction of the brand new Digital Video Disc (DVD). The DVD has generated lots and lots of excitement in just a very short time. To find out why, and to see what else happened at the show, turn to page 25.

Carl Laron
Editor

The Four-Year Electronics Degree Program That Really Hits Home!

Bring The Technology Home With A Bachelor Of Electronics Engineering Degree. No Hassles. No High Cost!



Now's the time to prepare for a profitable career.

We've lowered the cost of higher education.

It's true! You can earn a four-year Bachelor of Electronics Engineering Technology degree today ... and prepare yourself for a high-paying electronics career ... without quitting your job or ever leaving your home. Because World College, an affiliate of the Cleveland Institute of Electronics, offers you the total flexibility of independent study programs proven effective for people like you who truly want to succeed! World College independent study lessons help you build valuable skills

**Mail/Fax Today
or Call
1-800-696-7532**

step-by-step, and expert instructors are personally available to you with a toll-free call. What a way to earn an education!

A world of opportunity.

Where is your career headed? With a four-year bachelor's degree from World College, you call the shots, choosing from incredible, high-paying opportunities in electronics, telecommunications, computer, electrical power, and many other growing fields.

World College gives you the skills, the knowledge, the power to take advantage of your best opportunity in electronics. And you can do it all at your own pace!

Without leaving home.

World College continually works to provide its students with the most advanced education tools. From the latest equipment and reference books to breakthrough computer-simulated experiments, students are exposed to the latest technological advancements.

All the equipment, parts, and software you need are included in your affordable tuition, including more than 300 hands-on lab experiments you can complete in your home.

Choose your own pace.

Earn your bachelor's degree on your time — and at your pace — because you pay tuition to World College only as you complete the upper-level semesters close to graduation. The faster you make it through, the less you pay. So you have an incentive to make your future happen quickly — yet the freedom to choose your own pace!

Send today for your FREE course catalog — and give yourself that future you've always wanted — with an electronics degree education from World College.




Take charge of your future in electronics.

Four Powerful Reasons To Connect With World College Today:

- 1. Earn your four-year degree!**
- 2. Self-paced training!**
- 3. Independent study in your home!**
- 4. Expert instruction!**

Give Me The Power!

Send me a FREE World College course catalog today!



(Please Print Neatly)

Name _____

Address _____

City _____

State, Zip _____

Phone () _____

Age _____

**For faster service, call
1-800-696-7532,
or call
1-804-464-4600.**

**Or fax this coupon to
1-804-464-3687.**



Lake Shores Plaza
5193 Drive, Suite 113
Virginia Beach, VA 23455-2500



Affiliated with
Cleveland Institute of Electronics
WAH27

LETTERS

Addresses and More Addresses

SUPER SURPLUS CORRECTIONS

It has come to our attention that there are a couple of errors in the Feb. 1996 article "Super Surplus Sources." First of all, EICO has informed us that they are no longer in the electronics business. Second John J. Meshna, Inc. is no longer in business at all. We apologize for any inconvenience these errors might have caused.—Editor

BACK TO THE FUTURE

Thank you for mentioning my company, Antique Audio, in the article, "Super Surplus Sources" (**Popular Electronics**, February 1996). However, you printed our old address. The new address is: Antique Audio, 253 Blanche, Plymouth, MI 48170. We can be reached by phone Mondays through Saturdays, 10 AM to 7 PM, at 313-455-4169. Visits are by appointment only.

We specialize in information and parts for tube radios, and list fresh stock electrolytic and Mylar capacitors, real wood knobs, and other items in our free flyer. Send a self-addressed, stamped envelope to receive a copy.

We are now offering a collection of *QST*, *Electronics Illustrated*, *ARRL Handbooks*, and *Popular Electronics* from the 1950s and 1960s for sale. The *Popular Electronics* issues in particular have entertained us for many, many hours with the great projects, "tweaking"-type improvements, and articles about various developments that predicted the "future" of electronics. The biggest shock, however, came in the May 1964 issue. Inside was a six-page article on *antique radios!*
M.O.
Plymouth, MI

SURPLUS SOURCE ADDITIONS

I just read "Super Surplus Sources" in the February issue of **Popular Electronics**, and was surprised to see

the omission of a good surplus source (one with a full-page ad on page 84 of the same issue). That source is Alltronic (2300 Zanker Road, San Jose, CA 95131; Tel. 408-943-9773).

In the "Vacuum-Tube Data" section, the author says, "[they] are offered by just a few specialized dealers." It would help people looking for tubes to list some dealers.

The best tube sources that I have found are Antique Electronic Supply and Alltronic. Another source for many tubes is Keyboard Systems (3637 East 7800 South, Salt Lake City, UT 84121; Tel. 801-943-7888). They are a distributor of parts and service data for Lowrey Electronic Organs, and they also have tone-generator ICs for most makes of organs built in the 1970s and early 1980s. I am mentioning them because they also carry most of the tubes ever used in electronic music equipment, both organs and amplifiers, from antique to current production models (tube amplifiers are still being used because a number of guitarists prefer the sound of tubes). Nearly all the tubes used in music equipment were also used in other tube electronics. Keyboard Systems' tube list includes all the tubes used in "Build a Single-Ended Hi-Fi Amplifier" in the same issue of **Popular Electronics**.

B.S., CET
Hillsboro, MO

MODERN-DAY RADIO ROW

Karl T. Thurber Jr.'s article, "Remembering Radio Row" (**Popular Electronics**, January 1996) prompted me to write this letter.

Cleveland, Ohio is fortunate to have an old-fashioned "Radio Row" consisting of three different establishments catering to antique-radio and -television enthusiasts, all within a two-minute walk.

Within the three businesses can be found restored radios and televisions,

parts, memorabilia, and repair services; catalogs are available. Members of Cleveland's Radio Row are: Bob's Repair (3554 West 105th Street, Cleveland, OH 44111; Tel. 216-251-4070), which specializes in antique radio tubes; Playthings of the Past (3552 West 105th Street, Cleveland, OH 44111; Tel. 216-251-3714), carrying antique radios, parts, and memorabilia; and Vintage TV & Radio Supply (3498 West 105th Street, Cleveland, OH 44111; Tel. 216-671-6712), with a selection of antique radios and TVs, parts, service, and memorabilia.

J.S.

Olmstead Twp., OH

PRICE CHECK

I would like to point out a slight correction to the DMX review, which appeared in the January 1996 issue. The price quoted for the receiver (\$150) is too good to be true. Local agents in Los Angeles are quoting prices that are much higher. I am looking forward to DMX because I've tried the SCA modification route with poor results.

By the way, the DSS article was by far the best I've seen!

E.T.

North Hollywood, CA

You're right; we goofed. We printed prices quoted to us by DMX's former PR firm, and they were too good to be true. The correct price for the DMX receiver, including satellite dish is usually around \$700.—Editor

HAVES & NEEDS

I am looking for 15-volt output tubes to restore one of my antique radios. They were made using blue glass. The numbers I need are Sonora #SO-1 or Arcturus #40. Thank you.

JOHN A. SWETT

8677 Usher Road

Olmstead Twp., OH 44138

MULTIMEDIA WATCH

New Multimedia Software

BY MARC SPIWAK
TECHNICAL EDITOR
WINDOWS MAGAZINE

These past few months I've been preoccupied with making the transition to Windows 95. In the meantime, tons of new software titles have piled up, just waiting to be reviewed here. So this month I thought it was about time to get through a bunch of it. So let's get right to work.

TV AND MOVIE TITLES

The Day After Trinity is not only a great documentary movie, it's also a great CD-ROM title containing the entire 88-minute film and more from The Voyager Company. The movie chronicles the life of J. Robert Oppenheimer, from his early roots through his involvement with the development of the atomic bomb, and the history of the atomic age. The CD-ROM also features running commentary by the director of the film, Jon Else, declassified military and FBI documents, a photo gallery, and more. *The Day After Trinity* is \$29.95 well spent, and it's also an entire movie that you can watch on your computer.

I've got several discs from a company called CD Titles, and many of them fall into the TV/movie category. Who can resist *The Three Stooges*, especially when a handful of uncut episodes are thrown onto a CD-ROM for viewing at home or at work—they certainly beat screen savers any day! CD Titles sells this disc, and all of its other titles, for the prices of \$7.99 to \$9.99.

CD Titles also packs (literally!) one of my favorite movies onto one of those inexpensive discs. *Night of the Living Dead* contains the entire 96-minute film, in AVI format. Now tell me, for under \$10.00, who wouldn't want to own a copy of this cult classic film that will run on a PC? *Betty Boop* contains eight of Betty's feature episodes on one disc. *Charlie Chaplin Film Festival* includes a bunch of his zany episodes, as well. *Classic Cartoons* is packed with *Mighty Mouse*, *Woody*

Woodpecker, and more. Another neat title, *TV Commercials of the 50s and 60s*, contains tons of vintage TV commercials, many of which would be very "politically incorrect" today. *Greatest Moments of the 20th Century* is an almanac of world-shaping events loaded with 60 minutes of full-motion video.

GOOD HEALTH

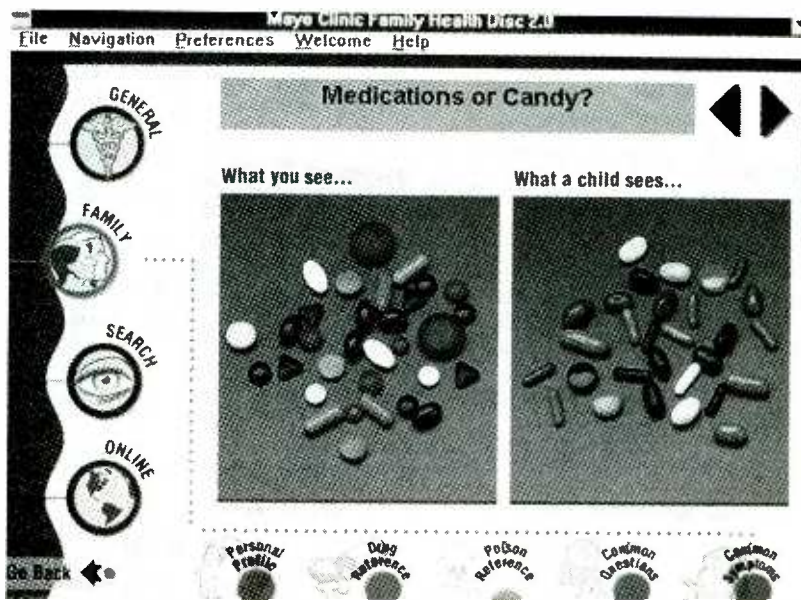
I've got so many health-related CD-ROMs in my possession that I might never have to visit a real doctor again. Actually, those discs can't replace real doctors, but they do cover various health topics in detail and can help cut down on unnecessary office visits, or let you know when you need to get to a doctor right away. *The Family Doctor, 4th Edition*, from Creative Multimedia is chock full of useful medical information. The disc covers drugs, side effects, first aid, symptom diagnosis, anatomy, and more; there's even a medical dictionary.

The Mayo Clinic Family Health 1996 Edition from IVI Publishing is another CD-ROM that's loaded with

information that can help you and your family stay healthy and keep track of medical records. But there's more: The software includes an online link to the Internet, which you can tap for its vast wealth of health tips and information. A copy of Netscape Navigator is included on the disc.

Nine Month Miracle from A.D.A.M. Software uses advanced multimedia techniques to bring you inside a mother's body during the development cycle of a human child. You get to view the changes to both the mother and child as the baby develops. This title sells for around \$39.95.

I've also got three titles from the Dr. Schueler's series from Pixel Perfect Software. *Dr. Schueler's Self Health* is the complete interactive personal-health manager. *Dr. Schueler Presents: The Corner Drugstore* is the ultimate drug and pharmacy product reference on CD-ROM. That tremendous database is actually a four-disc set with over five hours of video and information on drugs from A to Z. *Dr. Schueler's Home Medical Advisor Pro* is more of a doctor's eye view of med-



The Mayo Clinic Family Health 1996 Edition from IVI Publishing is loaded with information that can help you and your family stay healthy.

Raise your standard to Wavetek.

Why choose between paying more for a brand name or getting more functions for your money? Get the best of both worlds with **Wavetek**.

Worldwide Service.

Support whenever and wherever you need it.

Tech-preferred Features.

The XL meters have the largest displays, auto-off, data hold, manual and autoranging models in pocket-size convenience.

Quality. Less than 0.5% warranty returns assures continuous reliability.

Selection. Over 35 different **Wavetek** DMMs to meet any measurement need.

User Safety. Conservative voltage ratings, fused inputs, warning beepers, shrouded test leads, and designs that meet worldwide agency approvals.

Total Value. Eight XL Series meters from \$29.95 to \$99.95 to meet any requirement.

You don't need to pay more.
You can't afford to settle for less...

For the name and location of the **Wavetek** dealer near you, call
1-800-854-2708

(outside the U.S., call 619-279-2200)

WAVETEK


Wavetek Corporation
9045 Balboa Avenue,
San Diego, CA 92123

©Wavetek Corp., 1995. Wavetek and the Wavetek logo are registered trademarks of the Wavetek Corporation.

icine. One warning, however: That neat disc contains stuff that might make some people sick and some that's unsuitable for children.

OTHER STUFF

Software that's designed to run under Windows 95 runs much better than older versions not intended for it. That newer software can better take advantage of Windows 95's 32-bit operation. That's why Microsoft is busily at work releasing new versions of our favorite old software. *Encarta 96 Encyclopedia* and *Encarta 96 World Atlas* are the ultimate desktop reference pair, and *Oceans* lets you explore the deep in greater detail. *Bookshelf 95* is an excellent desktop companion for any type of work, and *Cinemanía 96* is a fun way to pick out a movie for relaxing after work.



Learn

- How to use the software
- How to use the software
- How to use the software
- How to use the software

Explore

- How to use the software
- How to use the software
- How to use the software
- How to use the software

Produced by a Panel of Physicians, Pharmacists & Drug Experts

Dr. Schueler Presents: The Corner Drugstore is the ultimate drug and pharmacy reference guide; it comes on a 4-disc set.

For all you UFO enthusiasts out there, I've got two new discs on UFOs this month. The first one, *UFOs . . . The Real Story* from Unity Publishing, is a multimedia reference based on the 36 years of work of Stanton Friedman, a well-known nuclear physicist and UFO lecturer and author. The disc includes plenty of video and stills of UFO sightings. *Incident at Roswell* from OmniMedia details the event on July 4, 1947, when something crashed

WHERE TO GET IT

Books That Work

2300 Geng Road
Building 3, Suite 100
Palo Alto, CA 94303
CIRCLE 60 ON FREE
INFORMATION CARD

CD Titles

101 Rogers Street
Cambridge, MA 02142
CIRCLE 61 ON FREE
INFORMATION CARD

Creative Multimedia

225 SW Broadway, Suite 600
Portland, OR 97205
CIRCLE 62 ON FREE
INFORMATION CARD

DeLorme

Lower Main Street
PO Box 298
Freeport, ME 04032
CIRCLE 63 ON FREE
INFORMATION CARD

Future Vision Multimedia

300 Airport Executive Park
Nanuet, NY 10954
CIRCLE 64 ON FREE
INFORMATION CARD

IVI Publishing

7500 Flying Cloud Drive
Minneapolis, MN 55344
CIRCLE 65 ON FREE
INFORMATION CARD

Microsoft Corporation

One Microsoft Way
Redmond, WA 98052-6399
CIRCLE 66 ON FREE
INFORMATION CARD

Mindscape, Inc.

88 Rowland Way
Novato, CA 94945
CIRCLE 67 ON FREE
INFORMATION CARD

Omnimedia

The Old Police Station
6 London Road
Kingston, KT2 6SW, UK
CIRCLE 68 ON FREE
INFORMATION CARD

Philips Media

10960 Wilshire Blvd.
Los Angeles, CA 90024
CIRCLE 69 ON FREE
INFORMATION CARD

Pixel Perfect Software

PO Box 410129
Melbourne, FL 32941
CIRCLE 70 ON FREE
INFORMATION CARD

Sanctuary Woods

1825 S. Grant Street
San Mateo, CA 94402
CIRCLE 71 ON FREE
INFORMATION CARD

Unity Publishing

75 Charing Crescent
Fredericton, N.B., Canada E3B 4R8
CIRCLE 72 ON FREE
INFORMATION CARD

The Voyager Company

578 Broadway, Suite 406
New York, NY 10012
CIRCLE 73 ON FREE
INFORMATION CARD

Three new titles from Books That Work include *3D Kitchen*, *Popular Mechanics Car Guide*, and *Garden Encyclopedia*. *3D Kitchen* lets you design your own kitchen in fantastic, realistic-looking views. The *Popular Mechanics Car Guide* for 1996 is filled with the facts you need to know when buying that new car. *Garden Encyclopedia* helps you select the right plants for your garden.

I've got three new children's titles this month. *NFL Math* from Sanctuary Woods requires that kids exercise their math skills in order to make the plays in realistic looking NFL football games. Then there's *Lamb Chop Loves Music* and *Haunted House* from Philips Media. *Lamb Chop Loves Music* features Shari Lewis and her puppet Lamb Chop in a musical adventure. *Haunted House* brings Jan Pienkowski's pop-up books to life in a haunted multimedia adventure.

Also from Sanctuary Woods are *The Journeyman Project Turbo* and *The Journeyman Project 2 Buried in Time*. The *Journeyman Project Turbo* is a re-do of the original game but designed to run much faster and smoother. This game features some of the wildest animation I've ever seen. The *Journeyman Project 2 Buried in Time* is a slick sequel to the original.

One more from Sanctuary Woods is *Ripley's Believe It or Not! The Riddle of Master Lu*. In this game you join Robert Ripley, famed explorer and collector of the bizarre, on a 1936 mission to dig up an archeological treasure and, of course, save the world.

The Martial Arts Explorer from Future Vision Multimedia is a neat collection of animation, video clips, interviews and more, which all bring the ancient art to life in a modern way. Also included is information on the art, philosophy, and history, of the Far East. This disc has a suggested retail price of \$49.95.

Driving gamers will love the new *Al Unser, Jr. Arcade Racing* game from Mindscape. This game features 15 challenging tracks that really capture the feel of racing. A training mode lets you get a feel for the race car. Then you can race a friend via a network or race against 10 other skilled drivers controlled by the computer. ■

near Roswell Air Force base in New Mexico. Initial reports stated that a crashed "flying disc" containing twisted alien bodies was found. Later on, the initial statement was reversed and it was reported that it was a downed weather balloon. Well, this "spinning disc" will help you make your own decisions.

If you're into maps or just driving places, then you'll love the software from DeLorme, one of the best mapping-software publishers in the business. *MapExpert 2.0* is the latest version of what I think is the best map-printing and -customizing program around. The disc contains maps of the entire United States, with 12-million street segments and 1.1-million geographic and man-made features. This is the program you want for printing a map of your home town or a major road trip. It does sell for the hefty price of around \$295, however.

Street Atlas USA 3.0 is the latest

update to a program that's very similar to *MapExpert*—you basically get the same street maps of the entire country—but with trimmed down map-printing and -customizing features, and a trimmed-down price of \$79. Even with the trimmed-down features, *Street Atlas* is an excellent program, and is ideal for the occasional user.


At a price of \$79, *Phone Search USA* is the perfect complement to *Street Atlas*. *Phone Search* links over 80 million published residential and business telephone listings to the *Street Atlas* maps. *Map'n'Go* is more travel oriented, combining a comprehensive map database with routing and print capabilities, and more than 31,000 hotels, inns, campgrounds, restaurants, and other points of interest. Also included is a 128-page North America Road Atlas (the paper kind, in full color and a nice, extra-large size) that makes planning trips even easier. This one sells for only \$39.

TECHNOLOGY UPDATE

Put the remote back into your remote control!

Amazing new device attaches to your existing remote control giving it the power to transmit anywhere, even through walls!

By Charles Anton



It's Thursday evening and you have dinner guests. The kids are watching TV but it's too loud. Without embarrassing yourself or the kids by yelling to turn it down, you pick up your remote with Leapfrog long range power and turn it down without a hassle.

Until now remote control has never been very "remote." Even with the best equipment you had to be right in front of your stereo, TV, VCR, etc. to make it work. Now you can operate your entire entertainment system from anywhere in your home with Leapfrog, the next generation in remote systems.

How "remote" is it?

Imagine yourself at home enjoying a relaxing evening of movies on your VCR. You decide to stop the movie so you can get yourself a snack. You aim the remote and click, but nothing happens! You grow more and more irritated, and finally have to stand right in front of the VCR before you can get it to stop the movie. You find yourself wondering why they call it a "remote" in the first place.

Why all the hassle?

Typical remotes use infrared technology. In order for the process to work, the remote must be in direct line-of-sight with the audio-visual equipment. The equipment must "see" the signal.

Radio revolution. The Leapfrog transmitter never needs to be perfectly "lined-up" with the TV, etc. Why? Because the transmitter doesn't rely on an infrared signal. You can even point it in the wrong direction and it still works. Leapfrog overcomes all the headaches of obsolete remote controls through the use of radio waves.

Radio waves work anywhere within a 150 foot range. The signals pass through walls, doors, ceilings and floors, letting you control your equipment from any room of your home. You cannot aim and miss.

Infrared to radio.

The Leapfrog transmitter, which attaches to your existing remote control, sends radio signals to the Leapfrog receiver. This receiver then transmits the signal to your audio-visual equipment with infrared technology.

Versatile uses.

This amazing new remote control modifier works with any infrared remote. Just imagine the convenience of controlling your VCR, TV, stereo, cable converter box, speakers in multiple rooms, or any other audio-visual system throughout your home.

Leapfrog is also ideal for use with universal remotes. Control it all with just one remote.

How does Leapfrog work?

Leapfrog converts your infrared remote signal to radio frequency. Radio frequencies enable the signals to pass through walls and other obstacles. It also allows signals to transmit up to 150 feet without staying in line-of-sight with your equipment. Leapfrog then re-transmits the signal to the receiver, which forwards it to your audio-visual equipment.

Leapfrog installs in minutes. The transmitter attaches to your current remote. Plug the receiver into any outlet and place it in line with your audio-visual equipment.



Talented remote.

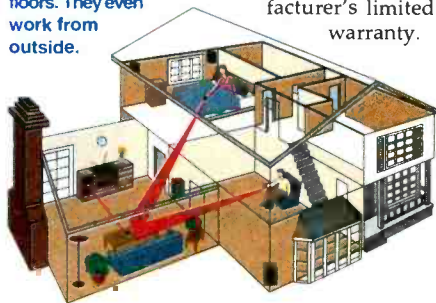
The Leapfrog is not another hand-held remote control. This powerful innovation actually modifies your current remote, thus enhancing its value. You can control your stereo, your VCR, your TV, etc. from anywhere. From across the room or from across the house.

You can even use Leapfrog from outside. This is a fantastic feature to have when you're out by the pool, on your patio, or in your garage.

Factory direct. You would expect an innovative device like this to cost several hundred dollars. That might be the case if we sold only through exclusive high-end audio-visual dealers. But we bring the good news straight to you. You save money with factory direct prices.

Try it risk free. We are so confident that you will love Leapfrog that we've backed it up with our "No Questions Asked" 30 day money-back guarantee. If you are not completely satisfied for any reason, just return it for a full refund. Plus, it comes with a full one year manufacturer's limited warranty.

Leapfrog transmits signals in a range of up to 150 feet. Signals actually pass through walls, ceilings and floors. They even work from outside.



Leapfrog Remote Range Extender \$79 \$6 S&H

Please mention promotional code 192-PL-6654.

For fastest service call toll-free 24 hours a day

800-992-2966



To order by mail, send check or money order for the total amount including S&H (VA residents add 4.5% sales tax.) Or charge it to your credit card, enclose your account number and expiration date.

COMTRAD INDUSTRIES

2820 Waterford Lake Drive Suite 106
Midlothian, Virginia 23113

Why Leapfrog beats infrared

■ **Range.** You can control electronics from up to 150 feet away.

■ **Aim.** You can't miss. Point your remote in the wrong direction and it'll still work.

■ **Value.** It lets you get the most out of your audio-visual equipment by making use of it throughout your home.

■ **Flexibility.** Because it sends signals through barriers, it lets you store your equipment behind cabinet doors.



NET WATCH

Virtual Reality on the Web

BY DAN KARAGIANNIS

Many PC users have experienced a subtle form of virtual reality in games like Doom or Hexen. Even without the depth of vision provided by VR headgear, the seemingly 3-D worlds in such computer games allow for a pleasant suspension of disbelief among many kids and adults. Put another way, users feel like they are entering another world, even if doing so doesn't result in anything more than a few hours of entertainment.

the positioning of text and graphics. A Web browser translates HTML and lets you see the results on your screen.

While some HTML sites are a lot more pleasing to look at than plain text, they are still somewhat two-dimensional and static. In other words, regardless of how graphic-intensive they are, sites on the Web still feel just like what they are—pages of material.

All that is about to change, thanks to Virtual-Reality Modeling Language

the relatively small size of the sites. Because the actual virtual engine is in your browser or plug-in, you only have to download map-like data of a particular site. An average download time of a site using a 28.8-kbps modem is less than 10 seconds (double that, obviously, for a 14.4 modem).

What does that mean for the future of the Web? Well, the possibilities are truly endless. Imagine being able to walk into a virtual library to find a book you want at a glance. Or perhaps you'd like to fly around a virtual Earth and select one region to zoom in on and get a current forecast or satellite view (that's actually a currently available site that we'll look at in a moment).

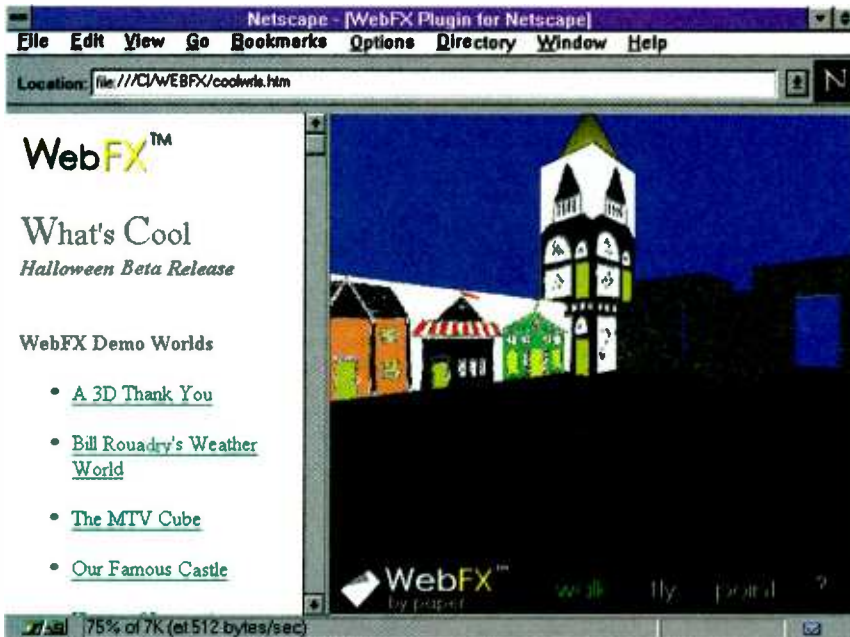
But enough hype. Let's look at how to actually enter the world of VRML.

PAPER PLUG-IN

If you have a SLIP or PPP connection to the Net, and are running Netscape, there is a great piece of plug-in software available that will let you view VRML sites right from the familiar environment of your browser. The program, called WebFX, is available from our first site of the month, Paper Software's home page.

The company makes a new version of their plug-in to match each release of Netscape (at the time of this writing, version 2.0 beta 4 is about to be released). So if you update Netscape, you will have to update WebFX as well. Another option is to use the WebFX Explorer standalone browser (see the site for more information).

Once you download the plug-in and unzip it, run the setup program from within Windows. Installation is basically automatic. You can then either run the plug-in, which automatically loads Netscape first, by itself, or click on the Cool Worlds icon that the software creates in the WebFX program group. I recommend that you do the latter so you'll have immediate access to sever-



Enter the Famous Castle and get used to walking around in a virtual building. One day, the storefronts you see at sites like this will probably link you to real online retailers.

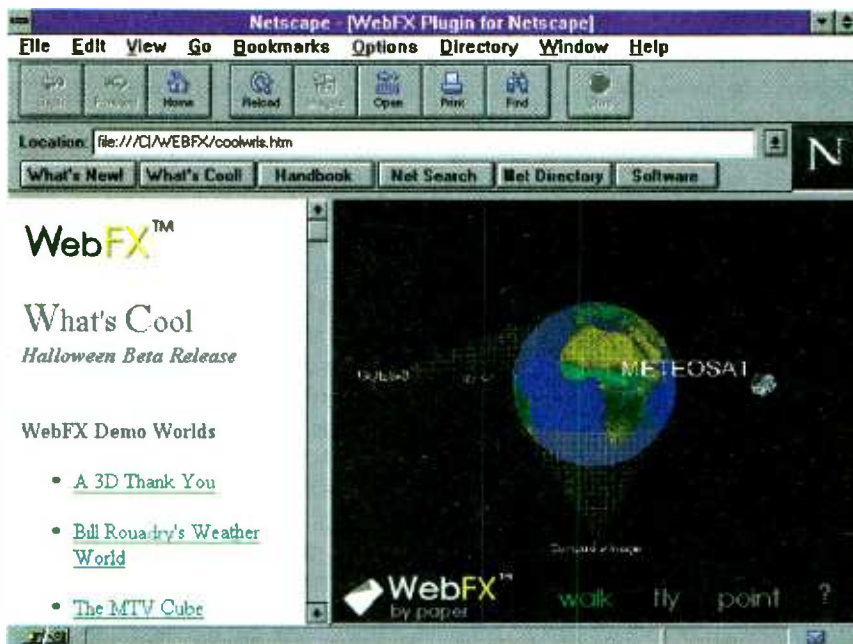
This month we'll take a look at how you can enter virtual worlds over the Internet that actually can be used to accomplish things—primarily, the acquiring of information.

VIRTUAL-REALITY MODELING LANGUAGE

Anyone who's Web-savvy has heard of hypertext markup language, or HTML. It's what makes Web pages look the way they do, through the use of codes that indicate such things as

or VRML. When accessed through a VRML browser or a standard Web browser with a VRML plug-in program, a VRML site really comes alive. Because the basic virtual site loads into your computer's RAM, there are no delays for downloads while you're actually exploring. Put otherwise, turning a corner in a virtual castle doesn't mean you have to wait for the data of what's around that corner to be received from a site.

What's also great about VRML is



Just click on one of the satellites orbiting this virtual earth and you'll get a current image from the actual satellite in space.

al great sites. Here are just some of them (The Net addresses of the following VRML sites are not listed in the "Hot Sites" box. That's to avoid confusion with standard URLs—to visit the sites, access them through the Cool Worlds link just described):

A 3D Thank You lets you move up to or around a floating thank-you note from Paper Software. This is a good introduction to the way perspective in a VRML site works. When you go real close to the note and turn to the right or left, the letters are seen as getting smaller in the distance.

Bill Roudry's Weather World is a representation of the earth and various weather satellites. Fly up to the satellite covering the region of the earth you're interested in and double-click it. You'll get a current satellite photo of that region's weather from the real, corresponding satellite floating in space (incidentally, the names of the satellites are floating next to each virtual representation). Once you can keep track of where you are in "space" within this site, you've mastered how to move in a VRML site (more on movement in a moment).

The MTV Cube is a cube that plays the morphing scene from Michael Jackson's "Black or White" video on all six of its sides. Moving around the cube gives you a great demonstration of the video playback capabilities of a VRML browser. Due to the increasing

pixelization that occurs as you move closer to the video cube, you'll find it feels as if you really are approaching a video display of some type.

Our Famous Castle lets you walk through the courtyard of a virtual castle. Sites like this will one day let you perhaps go shopping at online stores "located" within the buildings inside such a courtyard. For now, use the site to just get used to moving around in a virtual building.

The Ubiquitous X29 with a Sky is a virtual representation of a jet fighter, floating against a blue-sky background. This site also helps you get better control of what it's like to fly around in virtual space. Note what happens when you enter the fighter (or any virtual object).

There are also other sites to visit when you enter Cool Worlds. Space prevents us from going into them in detail, but you should definitely check out Intel Inside, which places you inside a computer chip, and Protein Man's Top Ten VRML sites, which lets you enter a virtual environment to select other virtual sites to visit (around the Holidays the site contained stockings on a virtual fireplace; each stocking linked you to a site).

When visiting any of the preceding sites, you might find it difficult getting used to moving around. Here are some pointers.

On the bottom of your VRML win-

DIGITAL STORAGE OSCILLOSCOPE

\$65.00

The EASYSCOPE connects to your PC's parallel port and converts it into a multipurpose test instrument. Portable operation with a 9 Volt battery. Includes a DVM mode. Kit only \$65.00 plus S&H.

ALTA ENGINEERING
58 Cedar Lane
New Hartford, CT 06057-2905
(860) 489-8003 VISA/MC
<http://www.gutbang.com/alta>

ANTIQUE RADIO CLASSIFIED

Free Sample!

Antique Radio's
Largest Circulation Monthly.
Articles, Ads & Classifieds.

6-Month Trial: \$17.95. 1-Yr: \$34.95 (\$51.95-1st Class).
A.R.C., P.O. Box 802-L14, Carlisle, MA 01741
Phone:(508) 371-0512 VISA/MC Fax:(508) 371-7129

ATTENTION! ELECTRONICS TECHNICIANS

EARN YOUR
**B.S.E.E.
DEGREE**

THROUGH HOME STUDY

Our Highly Effective Advanced-Placement Program for experienced Electronic Technicians grants credit for previous Schooling and Professional Experience, and can greatly reduce the time required to complete the program and reach graduation. No residence schooling required for qualified Electronic Technicians. Through our Special Program you can pull all of the loose ends of your electronics background together and earn your B.S.E.E. Degree. Upgrade your status and pay to the engineering level. Advance rapidly! Many finish in 12 months or less! Students and graduates in all 50 states and throughout the world! Established Over 50 Years! Write or call for free Descriptive Literature. (601) 371-1351

COOK'S INSTITUTE
OF ELECTRONICS ENGINEERING



4251 CYPRESS DRIVE
JACKSON, MISSISSIPPI 39212

dow, there will be the following clickable items: Walk, Fly, Point, and ?. Selecting Walk makes you move as if you were walking; you can go forward, back, left, or right. Fly lets you go up and down as well. Point lets you point to an area in a virtual site with the mouse; a click then brings you a little closer to it. Finally, selecting ? presents you with tips on using the software.

In future columns, I'll cover other VRML viewers as well as what's new in VRML sites. For now, we'll turn our attention back to a great HTML site.

SPORTSLINE USA

Although I'm not a sports fan, I can appreciate, by observing those around me, just how important it is for some to get the latest scores or sports news. If you feel that way, here's a site for you.

Sportsline USA is a comprehensive source for sports information, entertainment, and merchandising. Unlike pages we've looked at in the past, there is a modest charge to use some of Sportsline USA's features. When you visit the site, you will notice that some of the links there have little stars to the right of them. Those are the

areas restricted to members only.

Just how modest is the membership fee? At the time of this writing it's only \$4.95 a month. If you don't join, you'll still find plenty of headline stories and game results to keep you busy for a while. However, as is the case with a certain piece of green plastic, membership to Sportsline USA does have its privileges. Here are some reasons you might want to join:

HOT SITES

Paper Software
http://www.paperinc.com

Sportsline USA
http://www.sportsline.com

Baseball LIVE! gives you the opportunity to "watch" a baseball game in progress on a "virtual diamond." Game information is continuously fed to Sportsline and programmed into Baseball LIVE!. The result is that the diamond on your screen will display pitcher, batter, and on-deck batter information. Each at-bat is detailed, and when a player gets a hit, a baserunner will appear on the appropriate base. Obviously, such a virtual


display will never replace watching a game in progress, but provides a great way to check on the progress of a game while you should be doing some work . . . just don't let your boss catch you!

Another premium feature for members is Prime-Time Celebrity Chat. In that forum, you'll be able to chat in real time with legendary athletes Joe Namath and Mike Schmidt or popular NBC-broadcaster Bob Costas about game strategies, analysis, and sports in general. Each host will have his own weekly, hour-long session.

In addition to those features, there are also countless contests, trivia games, downloadable photos and audio clips, team schedules, Las Vegas game odds, and standings and statistics for teams. Put otherwise, there's way too much to cover adequately here. If you're a sports fan, get to the Sportsline USA site next chance you get.

That's it for now. Until next time, you can either e-mail me at peeditor@aol.com or snail-mail me at *Net Watch*, **Popular Electronics**, 500 Bi-County Blvd., Farmingdale, NY 11735. ■

NOW Find the Right Part for Your VCR!



The 119-page Fifth Edition of the VCR Cross Reference contains both model and part number cross references. Over 1300 new parts and 360 new models have been added.

VCR's are made in a few factories from which hundreds of different brand names and model numbers identify cosmetically-changed identical and near-identical manufactured units. Interchangeable parts are very common. An exact replacement part may be available only a few minutes away from you even though the original brand-name supplier is out of stock. Also, you may be able to cannibalize scrap units at no cost.

**Only \$38.00 for pages
\$69.95 diskette**

**Clagg Inc.
VCR CROSS REFERENCE OFFER
P.O. Box 4099
Farmingdale, New York 11735**

Name _____
Business _____
Address _____
City _____
State _____ Zip _____
Phone _____

Enclosed \$38.00 for the ISCRET VCR Cross Reference, Fifth Edition.

Enclosed \$69.95 for the diskette containing the ISCRET VCR Cross Reference, Ver. 6.0. Please specify:

5/4 Diskettes (2) 3/2 Diskette (1)

Include \$3.00 for shipping each Cross Reference (Pages or Diskette)

The total amount of my order is \$ _____

Check enclosed—do not send cash.

Visa MasterCard Exp. Date ____/____/____

Signature _____

New York State residents must add applicable local sales tax to total.

CB03

with the ISCRET VCR CROSS REFERENCE

NEW! The Fifth Edition is contained on a diskette for IBM PC AT/XT compatibles, DOS 2.1 or higher. The disk software allows technicians to search by manufacturer for model numbers and description of part numbers. A parts editing sequence gives an on-screen view of all substitutes for parts entered. With the diskette, the technician can update files by adding model and parts

crosses of future models. The Fifth Edition can be printed on pages completely from the diskette.

The ISCRET VCR Cross Reference, Fifth Edition, is on 8 1/2 × 11-in., pre-punched pages and sell for **\$38.00**. The 3/2 inch diskette sells for **\$69.95** and you can view listings from a monitor or printed page.

NEW PRODUCTS

5-in-1 Uninterruptible Power Center



Designed specifically for use with personal computers and peripherals, *SL Waber's UP-Start Uninterruptible Power Center* will automatically save and restore data and provide up to five minutes of operation during power outages. The UPStart combines dual 250-VA backup power outputs, advanced surge suppression, and solid-state modem protection with Electronic Bookmark Save-and-Restore (SRS) software. It supports both Windows-based and Macintosh computers.

The power center automatically warns the user of power failures via an RS-232 interface. At the same time, it engages its internal battery system to ensure that unsaved work is protected from loss. It is capable of supporting a Pentium microprocessor running up to 150 MHz with a 17-inch monitor. The UPStart also automatically tests the power load during startups to eliminate unnecessary failures caused by overloads.

The Electronic Bookmark SRS software saves data and files during extended power interruptions, storing all work in process on the hard disk in special multiple files. It then instructs the UPStart to shut down and cut battery power to the computer and monitor. When the power returns, it automatically reboots the system and restores files and data. The application is displayed as it appeared before the power failure.

The Electronic Bookmark SRS, which works with Win-

dows 3.1 as well as Windows 95, features a Power Sleep function that can be used to quickly power down the system and eliminates the need for users to manually close and exit each application individually. At startup, that function automatically reboots the system and retrieves the previous session's work.

Three types of protective circuitry are at work in the UPStart: surge, modem, and noise. Sophisticated surge-protection circuitry protects computer systems from spikes caused by jolts of high-current electricity, including lightning. Modem and fax protection eliminates the "unguarded back door," which could allow dangerous power surges to enter the computer system through the modem. Internal filters shield the computer system from noise caused by EMI and RFI. LED indicators display the grounding and surge-protection status, and an electrostatic discharge plate allows for quick and safe transfer of any electrostatic charge to ground.

The UPStart 5-in-1 Uninterruptible Power Center has a suggested list price of less than \$200. For more information, contact SL Waber, 520 Fellowship Road, Suite 306, Mount Laurel, NJ 08054; Tel. 609-866-8888; Fax: 609-866-1945.

CIRCLE 80 ON FREE INFORMATION CARD

IR PROBE

Amprobe's IR-100 IR-Probe is designed to compare the temperature of electronic equipment, or any target, to the surrounding (ambient) environment. The operating condition of electrical connections, overloaded neutrals due to harmonic currents, circuit breakers, power panels, motors and bearings, transformers, and ballasts in fluorescent lighting can be conveniently judged by the temperature rise above ambient. For example, improperly



tightened or spliced connections will scan hot when brought to normal load for 30 minutes or longer. A color-coded severity criteria card to guide you through your checks is included with the IR-Probe.

The IR-100 IR-Probe non-contact differential temperature scanner costs \$99.85. For further information, contact Amprobe Instruments, 630 Merrick Road, P.O. Box 329, Lynbrook, NY 11563; Tel. 516-593-5600; Fax: 516-593-5682.

CIRCLE 81 ON FREE INFORMATION CARD

QUAD-SPEED CD-ROM DRIVES

Two new quad-speed CD-ROM drives from *Panasonic Communications & Systems* have two features that set them apart from the competition: a reliability rating that is up to 25% higher than many competitors and 24-hour/7-day technical support. The *LK-MC684BP* internal drive and the *LK-MC604S* external drive both support many CD formats, including audio CDs, Video for Windows, Photo CD Multisession, and, with the addition of an MPEG board, CD-i and Video CD. Most major operating systems and environments, including DOS, Windows 3.1, and OS/2 are supported, and the *LK-MC684BP* is also Macintosh compatible. The quad-speed



drives have 175-msec random seek and a data-transfer rate of 600-kB per second. Panasonic is the only company to offer a power-save feature on its drives, resulting in lower power consumption when the drive is inactive.

The LK-MC684BP features an enhanced IDE (Integrated Drive Electronics) interface with ATAPI (AT Attachment Packet Interface) support, enabling it to run on 80286, 80386, 80486, and Pentium ISA bus systems. It offers plug-and-play operation and includes an interface card, connection cables, and EZ installer software. It can be installed in any 5¼-inch slot, whether vertically or horizontally oriented, for greater configuration flexibility. Tabs on the disk tray hold a CD in place if the drive is mounted vertically.

The external stand-alone model LK-MC604S features an embedded SCSI interface to ensure plug compatibility with a wide range of systems, including PCs and Macs. The drive also supports most major SCSI interface boards.

The LK-MC684BP and the LK-MC604S have suggested retail prices of \$299 and \$499, respectively. For more information, contact Panasonic Communications & Systems Company, Two Panasonic Way, Secaucus, NJ 07094; Tel. 800-742-8086 or 201-348-7000.

CIRCLE 82 ON FREE INFORMATION CARD

TRUE-RMS DIGITAL MULTIMETER

Extech's Number 380289 true-RMS digital multimeter displays total harmonic distortion as a percent of total RMS value (AC volts or current) at 50/60 Hz. True-RMS measurements are made on AC voltage and current ranges.

The DMM's measuring ca-

pabilities include voltage, current, capacitance, frequency, and temperature, plus continuity beeper and diode test. AC voltage is measured with an accuracy of 0.75%, and DC voltage with 0.3% accuracy. Rapid sampling occurs four times per second. Min/max and average readings are displayed, and the auto-hold function freezes the reading when stable. The digital multimeter can display up to 3999 count and has a 41-segment bar-graph and full function indication. The user can select auto or manual ranging, record/offset/relative modes, and go/no-go programming of reference test points. Safety features include shutter protection for current terminals and 600-volt input protection on ohm ranges.

The digital multimeter comes with test leads, a 9-volt battery, a rubber holster, and a type-K temperature probe. An optional RS-232 interface and software are available.

The 380289 true-RMS DMM costs \$199. For further information, contact Extech Instruments, 335 Bear Hill Road, Waltham, MA 02154; Tel. 617-890-7440; Fax: 617-890-7864.

CIRCLE 83 ON FREE INFORMATION CARD

TAPERED-HEAD FLUSH CUTTERS

The Xuron 9200 Series Micro-Shear tapered-head flush cutters are designed to reach into densely populated PC boards for cleanly cutting component



leads. The cutters provide improved access over standard oval heads for getting into position to cut wire on crowded boards. Manufactured from precision-ground, heat-treated alloyed steel, they are capable of cutting soft wire from less than 1 mil up to Number 14 AWG (American wire gauge).

Patented Micro-Shear bypass technology produces a clean, square cut with less effort than compression-type cutters. The 9200 Series feature comfortably cushioned rubber hand grips in two handle lengths. Static-control grips are optional.

The 9200 Series Micro-Shear flush cutters have a list price of \$19.75 each. For additional information, contact Xuron Corporation, 60 Industrial Park Road, Saco, ME 04072; Tel. 207-283-1401; Fax: 207-283-0594.


CIRCLE 84 ON FREE INFORMATION CARD

35-MHz ANALOG OSCILLOSCOPE

The HM304 from Hameg Instruments is a 35-MHz, dual-channel, microprocessor-controlled analog oscilloscope with 1-mV/div vertical sensitivity. It features automatic signal control, which presents a set display to the user, who only has to adjust focus and intensity. Manual mode is still available, if required.

Standard features include an RS-232 serial interface, which allows for remote control via a PC or other serial controller, and a memory base that can store and select up to six different user-defined test setups. The peak-to-peak trigger circuitry is sensitive enough to lock onto and trigger signals beyond 100 MHz. Alternate trigger capability allows two asynchronous signals to be observed. A high-resolution timebase allows signal expansion in the "delay" and "automatic trigger after delay" modes by up to 1000 times.

The HM304 is also equipped with a component tester, dual-frequency probe calibration, and active video sync circuitry. A switching power supply automatically accepts line voltages between 90- and 260-volts AC. Weighing in at just 12 pounds, the scope is well suited for field applications, while its serial op-



eration and stored setups make it an efficient automatic test station.

The HM304 analog oscilloscope costs \$880. For further information, contact Hameg Instruments, 266 East Meadow Avenue, East Meadow, NY 11554; Tel. 800-247-1241; Fax: 516-794-1855.

CIRCLE 85 ON FREE INFORMATION CARD

DATA-ACQUISITION AND -CONTROL MODULE

Prairie Digital's Model 40-12 is a general-purpose measurement and control module for use with all computers. It can be connected to any RS-232 device, including stand-alone operation via modem connection. It features both analog and digital input, pulse-width modulation (which can be used for analog output), and a stepper-motor controller mode. It can be used to control relays, lights, and stepper motors; can measure temperature, pressure, light levels, and humidity; and is well-suited for robotics, alarm systems, and servo control loops. The unit can be combined with a palmtop for portable data logging, or connected to a modem for remote control.



The Model 40-12 is not based on a PIC microcontroller, but on a full-blown, powerful, masked microcontroller IC tied to a 12-bit A/D converter and input multiplexer. It offers serial port communication, 28 individually programmable input/outputs, two IRQ lines, and four channels for reading relative resistance or capacitance.

The Model 40-12 data-acquisition and -control module costs \$139. For more information, contact Prairie Digital, Inc., 846 Seventeenth Street, Prairie du Sac, WI 53578; Tel. 608-643-8599; Fax: 608-643-6754.

CIRCLE 86 ON FREE INFORMATION CARD

GIZMO®

Signals from the Sky

BIG DISH SATELLITE TV NOW PROVIDES MORE VIEWING AND LISTENING OPTIONS THAN EVER BEFORE

There are so many options for watching TV today that it's difficult to think back to the time when people were lucky to receive as many as seven different channels of programming. Now, of course, you can name a category—news, home shopping, movies, children's programming, sports—and there seems to be at least that many channels devoted to it. All you need is the right video delivery system and you can have it all.

The new digital, small-dish satellite systems have sure captured the lion's share of media coverage in the past year. And if all you are interested in is watching standard cable-TV fare—Lifetime, Nickelodeon, MTV, HBO, The Movie Channel, the Cartoon Network, and the like—then a small-dish system is probably the way to go.

But, for our money, the Cadillac of home video delivery is the big-dish C-band system. Big-dish systems are considerably more difficult to install than the little digital dishes, but the C-band systems offer a variety of programs not available elsewhere. A properly installed system will give you the highest-quality picture available, better than any of the little-dish direct-broadcast satellite systems. Even better, big-dish satellite TV gives you access to audio and video programming that you just can't get any other way.

This month, we'll detail some of the programming available on big-dish satellite and explain how TV delivery by satellite works. In the July issue, we'll look at how to assemble a home satellite system and review some actual hardware. First, though, we'll start with a look back at the early days of satellite TV, and we'll see



where the industry is today and where it is heading.

A LOOK BACK

Back in the 1950s, as television surged in popularity, everyone wanted to be a part of the action. Unfortunately, people who lived too far from a large city, or who lived in the "shadow" of mountains that blocked TV signals, were unable to join in the fun. Entrepreneurs jumped to the rescue, however, mounting a single antenna high on a mountaintop and sharing the antenna with local residents via cables running to each home. Those community-antenna television (CATV) systems started the cable-TV industry.

Today's cable-TV industry operates along similar lines, except that most of the stations that it distributes to homes are received via satellite. (Most cable companies receive local broadcasts via rather standard off-air antennas, beam them by microwave to the cable head end, and mix it in with the satellite-received signals before they are fed out to subscribers.)

Cable TV as we know it today began in September 1975, when Home Box Office

became the first in the television industry to use satellites for the regular transmission of programming. The first presentation was the Ali/Frazier "Thrilla in Manila" heavyweight bout. Most of HBO's early programming was sports-related.

Another milestone was reached in 1975 when a small UHF TV station in Atlanta beamed its signal to a satellite for distribution, and in doing so became the first "superstation." WTBS is now enjoyed by millions.

In those early days, all of the TV signals delivered by satellite were unscrambled or "in the clear." The programmers were not concerned about the security of their signals, concluding that the enormous expense of the necessary receiving equipment—along with the technical knowledge required to set up a receiving station—would make it all but impossible for their signals to be intercepted.

Well, they were almost right. It wasn't easy, but in the fall of 1976, Bob Cooper, Jr. became the first person in North America to operate a home satellite system. His 20-foot dish was able to receive signals

from the three satellites that were in orbit at the time.

No one had expected that such home dishes would be a viable way of receiving television broadcasts. But many factors, including improvements in low-noise amplifier technology, allowed for smaller dishes, and a new industry was born.

That, of course, was the last thing that the programming industry wanted. The programmers fought hard to make home satellite reception illegal—but the young TVRO industry fought back.

One important victory was the elimination of two FCC rules that would have made it difficult for the TVRO industry to grow. The first rule required a license for satellite receiving dishes. The second rule required that a dish be no *smaller* than 9 meters (about 27 feet) in diameter.

The programmers insinuated that intercepting their transmissions was illegal, or at least improper—one reason that early satellite viewers didn't have the best of reputations. The TVRO industry, for its part, insisted that the airwaves belonged to everyone, and viewers had the right to watch any signals they could receive. The fights between the programming and TVRO industries continued back and forth. In 1984, legislation was enacted to make the home reception of satellite programming specifically legal. The fight didn't stop there. In 1986, another law upheld the right of broadcasters to encrypt or scramble their signals—an act that almost killed the satellite industry.

On January 15, 1986, HBO became the first programmer to scramble its signals full-time. The encryption technology was developed by HBO, and sold to M/A-Com. That move was instrumental in getting the other programmers to go with the same encryption technology—something they wouldn't do if HBO was the sole player for decoder authorization.

M/A-Com's VideoCipher II encryption technology became the *de facto* industry standard. M/A-Com is now the VideoCipher division of General Instrument. VideoCipher II Plus is the current industry standard for encryption of C-band programming.

Even though a delivery system was in place, the programmers still didn't seem all too interested in selling to the TVRO market. They made their money by selling to cable companies, and perhaps they didn't want to antagonize the companies that were already feeling threatened by



AlphaStar promises to deliver digital direct-to-home TV to dishes between two and three feet in diameter. The service should be starting up by the time you read this.

TVRO. It seemed as if everyone wished that the TVRO industry would just go away. When programmers decided to sell to the backyard market, they charged satellite viewers far more than what cable viewers were paying.

Even though there was still plenty of free programming available, scrambling irked many dish owners. They didn't like the idea of paying for something that they previously got for free. Scrambling, however, spawned a whole new industry: signal piracy.

SIGNAL SCRAMBLING AND PIRACY

C-band satellite encryption is a combination of two different scrambling techniques. The video is scrambled with signal inversion and sync suppression. Such video scrambling is rather unsophisticated, and rather easy for pirates to beat. To combat illegal descrambling, another element was added to VideoCipher—the audio signal is digitized, encrypted, and then inserted where the video sync pulses are normally located.

The video pirates were a determined bunch, however, and VideoCipher was soon “cracked.” The hackers never defeated the Data Encryption Standard (DES) that was the heart of the audio scrambling. Instead, they found security holes and “back doors” to exploit.

Just months after VideoCipher II was introduced, hackers responded with a chip that fooled it into recognizing all scrambled channels as being authorized for viewing. The Three Musketeers chip (“all for one and one for all”) was used so extensively that it is virtually certain that there were more illegal than legitimate descramblers in use.

Another technique that hackers used was to clone a legitimate descrambler (called the “mother”) that has been authorized to receive every scrambled station, and make up to 100 “daughter” receivers. Of course, once an illegal daughter was found and disabled, all of its sisters were also disabled. That's because VideoCipher is an addressable system—each receiver is authorized when it receives its address in the VideoCipher data stream. All VideoCipher-encoded channels carry the data stream, and receivers must periodically see its address in the stream or it will lose authorization.

The latest step in the descrambling wars is the introduction of VideoCipher II Plus Renewable Security (VC RS). The VC RS module has a slot into which a TvPass card (a kind of smart card) can be inserted. Easily installed by the consumer, each card contains an upgrade of the encryption security code, making it easier (and for General Instrument, cheaper) to stay one step ahead of the program pirates.

Whether for technical or economic reasons, the system has, so far, proven invulnerable to hackers, and it has been unnecessary for General Instrument to produce any TvPass cards. However, at the end of last year, rumors were circulating that a potential break was in the works. We hope not—it would certainly mean the end of C-band as we know it, because it would push programmers to digital encryption much sooner than they would otherwise move.

ENTER DBS

During the time that the debate over the legality of receiving programming from existing C-band satellite issues was raging, new services were being envisioned at

higher frequencies and at higher power. The new frequencies in the Ku region (11.7–12.7 GHz) were broken into two distinct bands by international agreement. In the Americas, the first band, 11.7–12.2 GHz, was set aside for fixed satellite ser-

vice (FSS). The second band, 12.2–12.7 GHz was the broadcast satellite service (BSS) band, intended for direct broadcast satellites (DBS). The FSS band was intended to be used for point-to-point communications, while the BSS band was

intended specifically for broadcasts to consumers.

Satellite services operating at Ku-band frequencies have several potential advantages over similar services delivered at C-band. First—and perhaps most important for mainstream acceptance—is that Ku-band dishes can be smaller because the gain of the dish is higher at higher frequencies, and because Ku-band satellites can be significantly more powerful than their C-band counterparts.

Today, C-band satellites typically operate at a power of between 8.5 and 16 watts, while Ku-FSS satellites typically operate at a power of between 20 and 50 watts. The satellites that deliver DSS programming are operating at 120 watts.

Why are C-band satellites so weak? The earliest satellites, as well as some older satellites still in operation, are low-powered for two reasons. First, the technology for high-powered microwave transmitters was not sufficiently advanced back when those satellites were launched. Second, satellites aren't the only inhabitants of the C band. They must share the spectrum with ground-based telephone microwave transmissions. Therefore, C-band satellites are limited in power to avoid interfering with telephone transmissions. Interference from such microwave links, known as *terrestrial interference* can often cause degradation of picture quality of home satellite receiving systems.

The smaller Ku-band dishes aren't just less conspicuous. They are easier to install and, because they have less wind-load problems, they can often be roof-mounted—an important consideration in densely packed urban and suburban environments. Small dishes are easier to manufacture and ship, and they can be made closer to a true parabolic shape than larger dishes. Because they are usually manufactured in one-piece designs, they maintain their shape better than C-band dishes, which are often assembled from eight or more "petals."

Although suitable receiving dishes can be made smaller as the satellite transponder power increases, there is a limit to how small they can be made. That limit is determined by the "field of view" or beamwidth of the dish. Smaller dishes have wider beamwidths. If a dish is made too small, it will "see" two or more satellites at a time, each of which will interfere with the other. Therein lies the major difference between the C, Ku-FSS, and Ku-BSS bands. Satellites in the C- and Ku-FSS bands are spaced every two degrees, where Ku-BSS satellites have an orbital-slot spacing of nine degrees. Even with equivalent power levels, that allows smaller dishes to be used.

The early attempts at direct-broadcast satellites were dismal business failures. In

DESCRAMBLING THE SATELLITE SIGNALS

Not all satellite video signals are scrambled. Some programmers don't encrypt their signals. When new services are launched, they usually remain in the clear for at least a little while, perhaps to whet the appetites of potential subscribers. For example, the Sci-Fi channel was in the clear for about a year before it was scrambled. Some remain in the clear. The Learning Channel has been in the clear since before 1979. BET (Black Entertainment Television) is also available for all satellite-dish owners to enjoy whether or not they own a descrambler. Some stations will remain in the clear for as long as they are around—the shopping channels and religious channels, for example, want to reach as many viewers as they possibly can. Of course, there is plenty of free programming available on a catch-as-catch-can basis.

However, if your tastes in TV run toward the mainstream cable services such as USA Network, Nickelodeon, MTV, HBO, and Showtime, you'll need a VideoCipher descrambler in your satellite receiver.

Most satellite viewers have a love/hate relationship with VideoCipher and General Instrument, its manufacturer. On one hand, VideoCipher saved the industry by providing a way for programmers to charge viewers. Many in the industry feel, however, that VideoCipher is now hurting the industry because of its expense.

A VideoCipher descrambler now costs about \$300—about half the price of a complete entry-level DSS system. Prices were as high as \$450 last year because of module shortages. Because of the high fixed cost of the descrambler, C-band satellite cannot compete with DBS on equipment costs.

Fortunately, however, because of the less-expensive programming costs when compared to DSS, C-band systems end up costing the same after a few years.

Virtually all satellite receivers are manufactured to accommodate the insertion of a VideoCipher module. Typically, a cover on the rear panel can be removed, allowing the module to be inserted. A card edge on the module mates with a socket in the receiver.

The rear of the module has a smart-card slot and a modular telephone jack. The smart-card slot allows a TvPass card to be inserted to upgrade the security if the VideoCipher II system is broken by hackers. (That's why current descramblers are called VideoCipher Renewable Security or VC RS modules.)

The module's modular jack allows it to be connected to a phone line. A built-in modem allows pay-per-view movies to be purchased just by pushing a button on the remote control.

VideoCipher allows for program information to be transmitted along with the program. Push the VIEW button on the remote control, and the name of the programmer and program will pop up in a black on-screen box. Push NEXT, and information about the next program will appear—if the programmer chooses to provide the information. Some programmers just can't be bothered. Push VIEW when watching Lifetime, for example, and the only information you'll get is "You're watching Lifetime TV."

VideoCipher also allows a rating ceiling to be set so that you can, for example, lock out any movies with an R or higher rating unless a password is entered. Many receivers also have parental lock features that require a password for access to specific channels. ■



The VideoCipher module: Most consumer satellite receivers are designed to take advantage of it.



Sony is the second manufacturer to get on the DSS bandwagon. Hughes Network Systems follows in the first quarter of 1996, with Toshiba and Uniden to join later this year.

the 1990s, however, DBS seems to be succeeding as a business. Two systems, Primestar and DSS, are currently in operation. At press time, two more, AlphaStar and EchoStar, were gearing up to enter the market. In all cases, the key element that has made this success possible is digital compression or data reduction.

PRIMESTAR

Primestar Partners, a DBS provider since 1990, became the first digital DBS provider in April 1994, beating DSS by a matter of weeks. Primestar is a partnership of six multiple cable system operators in the U.S. and G.E. American Communications. The six cable companies are Comcast Cable, Continental Cable Vision, Cox Cable Communications, Newhouse Broadcasting, Tele-Communications Inc., and Time Warner Cable. G.E. American Communications owns the satellite (GE American K1, 85 degrees West longitude) used by Primestar.

A complete hands-on look at Primestar appeared in the July 1995 *Gizmo*. Here's a brief recap along with the latest update.

Primestar delivers about 95 channels of audio and video programming to dishes roughly three feet in diameter. Subscribers lease a dish and a decoder box that are

maintained by the Primestar distributor. Primestar subscribers do not have to buy any equipment, but they must have the system professionally installed at a cost that typically varies between \$100 and \$200. Any required equipment upgrades will be handled at no charge to customers.

Primestar beams its programming up to its satellite from several transmission locations in Colorado and New Jersey. The signal reaches the satellite, is boosted in power, and then sent down to subscribers' reception dishes on Earth, where it is channeled to a decoding box inside the subscriber's house, and then to the television set.

When Primestar began operation in 1990, it was seen by many industry observers as simply a plan by the cable companies to derail "true" DBS. Early on, Primestar was no bargain, offering just a handful of channels to a small number of rural subscribers. But Primestar has been nothing if not aggressive. Primestar closed out 1995 with over one million subscribers, representing about 45 percent of the DBS market.

Although the three-foot Primestar dish is small when compared with C-band dishes, it is significantly larger than those required for high-power DBS services. In many markets, that's a significant liability.

Primestar had planned to shift its service from its current medium-power satellite in the FSS band to a high-power service in the BSS band. Tempo, a sub-

THE "C" IN C-BAND STANDS FOR CHOICE

No other video-delivery system offers the outstanding choice available to C-band and Ku-band satellite-dish owners. Whether it's pay TV channels, free stuff, or niche programming you're after, you'll find more of it on C-band than anywhere else. With few exceptions, if you can get it anywhere, you'll get it on C-band.

You'll find at least 25 sports services, 11 shopping channels, 11 adult channels, 8 religious channels, ethnic channels, and more. You'll also find programming not available anywhere else. There's plenty of back hauls, where sports programming is beamed back from the event to the network for distribution. There are also tons of "wild feeds," programming that is being distributed by the networks for taping.

Let's assume that you're a soap-opera fanatic and want to watch both ABC's *All My Children* and NBC's *Days of Our Lives*. Well, they are on opposite each other, and unless you have two VCRs, you'll have to miss one. Right? No! Just set your VCR to tape the *AMC* feed at 2 AM each weekday!. You can't wait until Monday night to find out what happens on Chicago Hope? Well, tape it on Sunday at 6 AM!

If you are a DSS owner, you might be frustrated that you just can't watch *Star Trek Voyager*. Well, on C-band, you can watch the wild feed distributed by UPN on Sunday—without subscribing to anything.

The FOX network has most of its programming in the clear, and also offers two FX channels (east and west) in the clear. Of course there's also the NASA channel, a must for any Space Shuttle junkies.

Although you'll find electronic news gathering on C-band, Ku is where most of ENG is moving to. You never know what you'll find, and best of all, you'll see the report uncut, unedited. You'll also find plenty of sports up on Ku.

That is only a small sample of what's out there. You want audio? There are plenty of audio subcarriers, making satellite radio full of variety. Whether you want to listen to KLON in Long Beach, California for their excellent jazz programming, or WFMT in Chicago for classical music, or WCBS, all-news radio in New York, you'll enjoy the excellent quality that satellite can deliver. We can't overemphasize the variety of audio programming on Satellite. We'll give more specifics next time. ■

A PLETHORA OF PROGRAMMING


One of the advantages of C-band is that programming is more reasonably priced than any other delivery medium. Why? It's simple—there's competition!

If you want to subscribe to cable TV, you're stuck with whoever has the franchise in your town. If you want to buy a little DSS dish, you have to buy from DirecTV, USSB, or both—each of which offers different channels, and not as many pricing options as you might like. PrimeStar is yet another way to go, but there's only one PrimeStar to buy programming from.

In the C-band industry, things are different. Programming is distributed by as many as 30 packagers, all of whom are in fierce competition with each other. You can buy programming in packages, but you can also order individual services *a la carte*.

For our installation, we went with a package that contains a mix of the basic cable services plus the premium channels Showtime, The Movie Channel, and Flix. This *Ultraview* package has a total of 46 channels including, in no particular order, Bravo, ESPN, ESPN2, American Movie Classics, Nickelodeon, Discover, A&E, Comedy Central, MTV, VH-1, The Weather Channel, CNN, CNN Headline News, CNNI, and the Sci-Fi Channel.

In addition, Ultraview provides Lifetime; The Family Channel; The Nashville Network; USA Network; CMT: Country Music Television; PrimeTime 24 (network affiliates NBC—WNBC, New York;




CBS—WRAL, Raleigh; ABC—WABC, New York; FOX—WFLD, Chicago; and Superstations WTBS (Atlanta), WSBK (Boston), WGN (Chicago), WWOR (New York), and KTLA (Los Angeles).

And that's not all. Remember, with satellite TV you have access to multiplexed and multiple feeds. For package subscribers, that means that you can see Showtime, The Movie Channel, MTV, Nickelodeon, and the Family Channel, Discovery, Channel USA Network, Comedy Central on more than one channel—the East and West feeds. The total cost of the package is about \$326 per year.

We never considered ourselves to be big television watchers. But since we've installed our satellite system and sub-

scribed to the Ultraview package, it's hard *not* to find something that we want to watch at any time of the day or night.

There are a number of drawbacks to all that programming—besides missed deadlines, staying home a lot, and fighting over what to watch. Seriously, we've already noticed that we're spending less time reading books and listening to the radio than we did before satellite TV. Not quite so serious is the flap over "flipping." It used to take a few seconds to flip through all the stations on the dial—you could do it several times during one commercial break, driving other viewers crazy. Now, however, it's possible to spend the entire night flipping from channel to channel without ever really *watching* anything! ■



C-band viewers usually find it hard to hide their love of satellite TV. Not all dishes need to be as large as the Orbitron's 12-foot SX12 shown here. With the newest higher-powered C-band satellites, six-foot dishes can be used with success in many parts of the country.

subsidiary of TeleCommunications Inc., or TCI (a 15% owner of PrimeStar), had reached an agreement to buy 27 channels

at the 110-degree orbital slot from Advanced Communications Corp, one of the original DBS licensees.

However, in April 1995, the FCC dealt a major blow to those plans when it stripped Advanced Communications Corp. of its high-power DBS orbital slot. The FCC claimed that Advanced had not shown "due diligence," and was not even close to launching a service.

PrimeStar appealed the unprecedented action, but as we were going to press, an auction for the slot was scheduled for late January. PrimeStar will likely enter a bid, even though it is still appealing the FCC decision. Other likely bidders are MCI and, perhaps, AT&T.

Meanwhile, the Ku-band satellite that PrimeStar currently uses is due to run out of fuel later this year. PrimeStar has contracted for space aboard another GE American satellite, however. The changeover should be seamless to subscribers.

DSS

The DSS digital satellite system became the first high-power DBS service in June of 1994. Within the first year, Thomson Consumer Electronics, the first DSS hardware supplier, had shipped over a million units from its factories under its RCA brand

CLARKE'S VISION

Although we all take communications satellites for granted today, nobody even thought about their possibility until about a half century ago. Then, in 1945, Arthur C. Clarke, the noted science-fiction author, proposed that geosynchronous satellites could be used for global communications in a paper published in the British magazine *Wireless World*.

While contemplating the possible uses of Germany's V-2 rocket technology after World War II, Clarke wrote a letter to *Wireless World*, theorizing that "an 'artificial satellite' at the correct distance from the earth would make one revolution every 24 hours, i.e., it would remain stationary above the same spot and would be within optical range of nearly half the earth's surface." He elaborated on the concept again later that year in an article in the same magazine.

At the time, Clarke imagined that the satellites would be manned, and suggested that three satellites could blanket the earth with programming and communications.

In his book, *How the World Was One: Beyond the Global Village*, Clarke explains why he never attempted to patent the idea. "The answer is simple—lack of imagination. Not for a moment did I dream, in those final months of the war, that the first crude comsat would be orbiting within 13 years, and that commercial operations would start within 20."

The first communication satellites were not geosynchronous—the launch vehicles were not powerful enough to push their payloads into such high orbits. Instead, ground-based tracking systems were used to keep the satellites in view. It wasn't until the early 1960s that a satellite first made it to geosynchronous orbit. In tribute to Clarke, the equatorial orbit 22,300 miles up—where all geosynchronous communication satellites are parked—is called the Clarke Belt. ■

name. At the end of 1995, more than 1.3 million receivers had been authorized to receive programming.

The main players in DSS are Thomson Consumer Electronics, Hughes Space and Communications Company, DirecTV, and USSB.

Thomson not only built the first receivers, but also developed the digital compression hardware on which DSS depends. Hughes built and launched three satellites that are currently providing programming. DirecTV, Inc., a unit of GM Hughes Electronics, is one program distributor. United States Satellite Broadcasting, or USSB, a subsidiary of Hubbard Broadcasting, Inc., is the second program distributor.

Thomson had the exclusive right to

manufacture DSS receivers until the first million were sold. Sony became the second licensee. Three more companies—Hughes Network Systems, Inc. (HNS), Uniden America Corp., and Toshiba America Products, Inc.—will join the lineup this year. HNS was expected to ship product in January, with the other two waiting until the second half of the year.

ALPHASTAR

AlphaStar Digital Television is the U.S.-based subsidiary of Tee-Comm Electronics, Inc., which is based in Canada. At press time, AlphaStar was planning to launch its service by the end of the first quarter from AT&T's Telstar 402R, a medium-power (60-watt) Ku-band FSS satellite, which should allow the use of two- to three-foot dishes. AlphaStar has purchased 13 transponders on the satellite for its service.

The 13 transponders that AlphaStar has secured on the new satellite will allow the company to broadcast "more than 100 video, audio, and information services using digital compression," according to AlphaStar statements. That capacity is expected to be expanded to well over 200 services in 1997 with an additional 24 transponders secured on AT&T's planned Telstar 5 satellite. Those new transponders will be powered at 100 watts. That additional transponder space and power will allow AlphaStar not only to increase the amount of services that it delivers, but also to reduce the size of the dishes that are required to receive the signals.

AlphaStar announced programming deals with Digital Music Express (DMX) to provide 30 channels of digital music. The two companies, however, will transmit their services independently from the Telstar 402R satellite.

AlphaStar recently purchased its uplink center, located in Oxford, Connecticut, from GE Spacenet. One of the advantages of the site, according to AlphaStar, is the ability to see the European satellites located over the Atlantic Ocean so that European programming can be distributed.

Receivers for the new system will be manufactured at the start by Tee-Comm and Samsung, with others sure to follow. AlphaStar plans to rely heavily on direct marketing, and has lined up Amway and O'Rourke Brothers as distributors. It will also sell through satellite TVRO dealers.

We will review AlphaStar's service in an upcoming issue.

ECHOSTAR

EchoStar's Digital Sky Highway (DISH) Network is another new DBS system that is scheduled for launch early in 1996. EchoStar is headed by Charlie Ergen, a figure well known to the C-band TVRO world, as the head of Echosphere

SELECTED SATELLITE TERMS

Actuator—A dish mover. A motorized arm that moves a satellite dish into position under the control of a receiver.

C band—A band of microwave frequencies from 3.7 to 4.2 GHz. Many satellites *downlink* their signals at these frequencies.

Clarke Belt—The orbital belt above the equator at a height of about 22,300 miles.

DBS—Direct-broadcast satellite. Satellites that downlink their signals in the Ku band primarily for home reception.

Dish—Common term for a parabolic microwave antenna.

DSS—Digital Satellite System. The first high-power DBS service developed primarily by Thomson Consumer Electronics, GM Hughes Electronics, DirecTV, and USSB.

DTH—Direct-to-home. Encompasses any satellite-delivered signal, whether C-band or Ku-band, that is available to dish owners.

GHz—A frequency of 1000 MHz.

Feedhorn—A device mounted at the focal point of a parabolic dish to collect microwave signals.

IRD—Integrated receiver/descrambler. A satellite receiver that contains a built-in VideoCipher decoder module.

Ku band—A band of microwave frequencies between 11 and 13 GHz.

LNB—Low-noise block downconverter. A microwave amplifier that converts a block of frequencies to a lower frequency. LNBs for satellite TV typically convert C- and Ku-band signals to a frequency band of 950–1450 MHz for input to the receiver.

Polar Mount—A common mount for satellite dishes. One axis is aligned with the true north pole so that the satellites in the Clarke Belt can be scanned with the movement of only one axis.

Polarotor—A small motor mounted on-dish that rotates the microwave probe to receive signals of either horizontal or vertical polarity.

TVRO—Indicates a satellite system that can receive, but not transmit signals.

Video Compression—The reduction of the number of bits needed to describe a video image. ■

Corp, a manufacturer of satellite equipment. EchoStar will market through its current TVRO dealer base before moving to traditional consumer-electronics retailers.

EchoStar-1, built by Lockheed Martin Corp. was launched late December by China Great Wall Industries Corp., from Xichang, China. The satellite successfully reached its 119-degree orbital slot about two weeks later.

When service does begin, EchoStar plans to deliver about 70 channels of programming, expanding to about 130 chan-

(Continued on page 30)

Report from Las Vegas

THE 1996 WINTER CONSUMER ELECTRONICS SHOW

While the Blizzard of '96 blanketed the east coast with several feet of snow, paralyzing everything in its path, it was business as usual at the 1996 Winter Consumer Electronics Show in sunny Las Vegas. Sure, there were a few minor differences from previous shows. For instance, the computer exhibits were moved to larger quarters at the Sands Convention Center. The show had a "new" sponsor—the Consumer Electronics Manufacturers Association. CEMA, which replaces the EIA's Consumer Electronics Group, is no longer a group within the Electronic Industries, but "an entity unto itself, carrying a higher degree of respect and of responsibility," in the words of CEMA president Gary Shapiro. Finally, there was some noticeable apprehension on the part of east-coast attendees who rightly suspected that they would not fly home as scheduled.

The show went on with all the hoopla we've come to expect from CES. This year, perhaps more than most, there was a unified theme underlying the noise and bustle of the show floor. And once again there was a lot of excitement over a hot new technology. But this time, it was accompanied by real products being shown, or at least several working prototypes.

This year, the show's theme was digital technology, and its buzzword was DVD, or Digital Video Disc. In his opening-session remarks, Thomson Consumer Electronics executive vice president of marketing and sales, Joe Clayton, put it



bluntly: "The digital future is now, with products such as CD-ROM, CD-based video games, digital satellite system, and more. If you aren't ready for it, the opportunity may pass you by." Envisioning the 1996 holiday season, he continued, "The shelves will be stocked with the digital future ... digital camcorders, D-VHS, DSS, and what I believe will become the pinnacle of all digital products, DVD."

Just what is this hot new product that the average consumer has never even heard of? And why will he want to buy it? Read on and we'll tell you!

DIGITAL VIDEO DISC, UP CLOSE

The name is deceiving, for the disc delivers much more than just video. In fact, its many proponents had been battling around "digital versatile disc" as an alternative. Instead, they settled on DVD as a generic term, with computer applications dubbed DVD-ROM.


DVDs have several features in common with standard audio CDs: Size, durability, and fast random access are the most obvious. Equally important are the facts that, with some modification, existing CD-production facilities can be used to manufacture DVD software, and that DVD players are backward compatible; that is, they will be able to play today's music CDs.

Appearances aside, there are some major differences between CDs and DVDs. The DVD format allows for both single-sided, single-layer discs and single-sided, dual-layer discs. Single-layer DVDs hold seven times the data of CDs—4.7 gigabytes per layer, compared to 680 megabytes for CD. For high-capacity applications, dual-sided discs will offer 9.4 gigabytes on a single layer, and 17 gigabytes on two layers. (The dual-sided discs will be for video applications only.) The discs are encoded with MPEG-2 video compression and Dolby AC-3 digital surround sound.

What does all that mean to the consumer? A single-sided DVD disc can hold up to two hours and 13 minutes of video, with playback quality superior to that of laser-discs and sound a step up from Dolby Pro Logic. The discs are familiar looking and,



A firm believer in the digital future, Thomson Electronics' Joe Clayton displays a prototype RCA DVD player, debuting at a store near you by Labor Day.



DVD has computer as well as entertainment applications. This is Sony's DVD-ROM drive prototype.

well, compact, and there's no need to flip them over half way through the film. DVD-ROM provides the higher storage capacity needed for computer applications ranging from databases to multimedia to videogames. The format is backward-compatible with CD-ROMs as well as audio CDs. And for both entertainment and computing purposes, future versions of DVD promise to be recordable.

DVD's greater capacity also translates to increased flexibility and interactivity. DVD movie discs will offer a choice of viewing options, including standard 4:3 aspect-ratio, letterboxed, or 16:9 wide-screen modes. Movie and multimedia producers can add extra features such as sound tracks in as many as eight different languages, and subtitles in up to 32 different languages, without reducing the two-hour, 13-minute capacity. Discs can also hold movies in different versions—a director's cut and R- and PG-rated versions of the same film, perhaps. Producers envision that discs could be created with multiple story lines that would allow the viewer to interactively determine the outcome of the plot.

Is the DVD player going to replace the VCR? Probably not anytime soon. Not everyone is as optimistically enthusiastic as Clayton, who expects RCA-brand DVD players to be in stores, with a \$499 price tag, by Labor Day, and predicts potential first-year sales for all DVD brands to reach between 2-million and 2.4-million units.

Several variables will directly affect the success of DVD. From the consumer's point of view, deciding factors will be price and software availability. As long as the lowest suggested retail price for a DVD movie player is double the going price of a four-head, hi-fi VCR—particularly before the ability to record is added—DVD will remain a toy for the early adopters. Of course, with growing acceptance comes lower prices, with lower prices come more buyers, and as the cycle continues, sales should take off.

Public acceptance will require a wide selection of software available at reasonable prices. The participation of major

Hollywood studios in the development of the product would indicate that they're ready to put their film libraries on DVD. It is expected that by the time the first DVD players hit the market, about 400 titles should be available, priced at around \$20 each.

Perhaps the most important factor on DVD's side is industry unity—and not just one industry. The format has the support of several major consumer-electronics manufacturers, computer and software companies, and motion-picture studios. Its specifications have met the approval of the computer industry's Technical Working Group and the motion-picture industry's Studio Advisory Committee. And the consumer-electronics giants have put aside their differences to present consumers with a united front. The only argument seems to be who gets the most credit for developing the format!

THE ROCKY ROAD TO DVD

There were a lot of differences to work through. Although everyone agreed that a digital, CD-sized, high-capacity, optical storage disc was a great idea, two distinct, and presumably incompatible, formats were proposed.

On one side, Sony and Philips were pushing Multimedia CD (MMCD), a single-sided, five-inch, high-density CD that could store 135 minutes of MPEG-2 quality video plus multiple tracks of compressed digital audio and subtitles. The disc could hold 3.7 gigabytes of data, more than five times that on a conventional CD or CD-ROM. MMCD could be developed as a dual-layer format, which would double the capacity.

The opposing faction, led by Toshiba and Time Warner, was putting all its considerable weight behind Super Density (SD) double-sided discs, manufactured by bonding two 0.6-mm platters together, that could store 4.8 gigabytes on each side—more than enough for a full-length movie with Dolby AC-3 digital sound track, three language channels, and four subtitle channels.

For some time, SD appeared to be a sure winner. It had garnered the support of MCA, MGM/UA, and Turner Home Entertainment on the software side, and Matsushita, Thomson, Pioneer, Hitachi, JVC, and Nippon Columbia on the hardware side. Meanwhile, Sony/Philips actively tried to woo major computer manufacturers to their camp, expecting them to strongly prefer their one-sided disc.



Proposed DVD-disc packaging samples.

To everyone's surprise, the computer industry, led by IBM, put its collective feet down. Refusing to back either MMCD or SD, it called instead for a single standard for both computer and video applications. Computer manufacturers (including, but not limited to, IBM, Microsoft, Apple, Compaq, and Hewlett-Packard) issued a joint statement saying that the interests of all concerned—"consumers, software and content providers, and hardware manufacturers"—would best be served by combining "the strongest technical features" of both systems into one format.

The group also outlined nine objectives that the new video/multimedia format should meet: 1) A single interchange standard for entertainment and computer applications; 2) backward compatibility with existing CDs; 3) forward compatibility with future recordable CDs; 4) a single file system for all uses and combinations of uses; 5) costs comparable with existing CD-ROM drives and discs; 6) no caddy; 7) reliable storage and retrieval with average uncorrectable errors no greater than that of existing CDs; 8) the capability to accommodate future capacity increases with technology for multiple data layers or blue lasers; and 9) high performance for both sequential (movies) and nonsequential (random-access data) files.

The movie industry had its own digital-video wish list, issued back in the summer of '94: 1) The ability to accommodate a full-length feature film, about 135 minutes on a single disc; 2) picture quality superior to that of laserdisc; 3) audio compatibility with matrixed surround and other high-quality presentation systems; 4) the ability to accommodate three to five languages on one disc; 5) some kind of copy-protection system; 6) multiple aspect ratios; 7) multiple versions of the same program on one disc with a parental-lockout feature to restrict access to adult versions.

Disproving the old adage "you can't please all of the people all of the time," the two opposing camps decided to do just that. Sony/Philips and Toshiba/Time-Warner set aside their differences, and their egos, and began collaboration on a single DVD standard to meet all of the criteria requested by the computer and motion-picture industries. (For a look at the final specifications, see Table 1.)

That cooperation led to the timely introduction of the new format, and could play a major role in its eventual success. It also represents a major milestone—the merger of the computer, consumer-electronic, and movie industries—that is expected to be the start of a trend.

Such a merger can go a long way toward boosting a product's viability in the marketplace. First, a united front reduces consumer confusion—they aren't being asked to choose between competing formats.

TABLE 1—DVD MAIN SPECIFICATIONS

Physical Characteristics

Disc Diameter:	120mm (5 inches)
Disc Thickness:	1.2mm (0.6mm thick disc × 2)
Memory Capacity:	4.7 gigabytes/single side
Track Pitch:	0.74 micrometer
Wave Length of Laser Diode:	650 nanometer/635 nanometer
Numerical Aperture (NA):	0.6
Error Correction:	RS-PC (Reed Solomon Product Code)
Signal Modification:	8-16

Specifications For Audio/Video Application

Data Transfer Rate:	Variable speed data transfer at an average rate of 4.69 megabits/second for image and sound
Image Compression:	MPEG-2 digital image compression
Audio:	Dolby AC-3 (5.2 channels), LPCM for NTSC (A maximum of eight audio channels and 32 subtitle channels can be stored.)
Running Time (movies):	133 minutes per side (at an average data rate of 4.69 megabits/second for image and sound, including three audio channels and four subtitle channels.)
File Management Structure:	Micro UDF and ISO-9660

Specifications For Computer Application

File Management Structure:	Micro UDF and/or ISO-9660
----------------------------	---------------------------

DVD Disc Types And Capacities

Single-Sided Discs:	
DVD-5	4.7GB
DVD-9	8.5GB
Double-Sided Discs:	
DVD-10	9.4 GB
DVD-18	17 GB

Only one new technology is being presented, and its backers plan to present it in a big way. A huge advertising campaign is planned, along with extensive training for retail sales personnel.

DVD GETS REAL

Several manufacturers, including Philips, Onkyo, LG Electronics (Goldstar), Panasonic, Toshiba, Sony, Thomson, and Pioneer, displayed DVD player prototypes at WCES 96. Let's take a look at a few.

Toshiba unveiled plans for two players: the \$699 SD-3006 and the \$599 SD-1006. The SD-3006 includes component (RGB) video outputs. With its "color-difference" output, the signal can be routed directly to line-scanning converters (doublers, quadruplers, etc.) and high-end video displays. Its fluorescent display indicates functions and options, and its universal remote can also operate a TV, VCR, and cable box. Both models offer advanced special effects; a variety of repeat modes; S-video, composite video, and analog stereo audio

outputs; parental control function; aspect-ratio selection; and subtitle and dialog language selection. They will be available this fall.

For videophiles who already own a library of laserdiscs, Pioneer showed a unique DVD/LD/CD combi-player as well as a DVD player. "Pioneer's leadership in championing the laser videodisc format is widely acknowledged," said Pioneer Electronics USA vice president of new technology and strategic planning Mike Fidler. "The hard-won technical experience, industry respect, and consumer awareness that this has earned our company will prove invaluable in introducing DVD hardware and software, a field we expect to be highly competitive from the very beginning."

Sony's "total system approach to establishing the DVD market" includes plans to market DVD players later this year, with DVD-ROM drives to follow shortly thereafter, and a Sony MPEG-2 encoding facility will open next year in Culver City,



Toshiba's top-of-the-line SD-3006 DVD player will offer composite video output.



Pioneer's prototype DVD/CD/LD/CDV player covers all the digital bases.



Sony's DVD player prototype.

California. The company is already producing DVD discs at a pilot plant in Japan, and full U.S. production will begin this fall. In addition, Sony-owned Columbia/Tri-Star Home Video has targeted 150 motion pictures for release on DVD, with the first 50 available during the product launch phase.

Thomson plans to round out its DVD lineup by introducing ProScan and GE brand units fast on the heels of the \$499 RCA-brand DVD-player that it expects to market by summer's end. Thomson announced at WCES an interesting "cross-sourcing" agreement, under which Matsushita will manufacture DVD players for Thomson's brands, and Thomson will manufacture Panasonic-brand digital satellite systems (DSS) for Matsushita. Thomson also announced that its DVD

advertising budget would rival the highly successful DSS ad campaign.

DSS TAKES OFF

Besides DVD, DSS was causing the biggest stir at WCES 96. Following its splashy debut last year—by far the most successful consumer-electronic product introduction of all times, with about a million units sold in the first 12 months—manufacturers and dealers alike are jumping on the DSS bandwagon.

Joining hardware providers Thomson and Sony, Uniden—for years a strong player in the TVRO market—has two DSS systems ready for mid-year marketing. The \$599 USD-100 and the \$749 step-up model USD-200 both feature the StarSight on-screen channel guide with one-touch VCR programming. The USD-200 also

ADDRESSES AND PHONE NUMBERS

Consumer Electronics Manufacturers Association (CEMA)

2500 Wilson Boulevard
Arlington, VA 22201
Tel. 703-907-7600
Fax: 703-907-7601

JVC Company of America

41 Slater Drive
Elmwood Park, NJ 07407
Tel. 201-794-3900
Fax: 201-523-3601

LG Electronics U.S.A., Inc. (Goldstar)

1000 Sylvan Avenue
Englewood Cliffs, NJ 07632
Tel. 201-816-2000
Fax: 201-816-2170

Motorola, Inc.

1303 East Algonquin Road
Schaumburg, IL 60196
Tel. 708-576-5000
Fax: 708-576-7653

Panasonic Company

One Panasonic Way
Secaucus, NJ 07094
Tel. 201-392-4675
Fax: 201-392-4242

Philips Consumer Electronics Company

One Philips Drive
Knoxville, TN 37914-1810
Tel. 423-521-4316

Pioneer Electronics Inc.

2265 East 220th Street
Long Beach, CA 90810
Tel. 301-952-2286

Sharp Electronics Corp.

Sharp Plaza
Mahwah, NJ 07430-2135
Tel. 201-529-8200
Fax: 201-529-8919
Internet: <http://www.sharp-usa.com>

Sony Electronics Inc.

Sony Drive
Park Ridge, NJ 07656
Tel. 1-800-222-SONY
Internet: <http://www.sony.com>

Thomson Consumer Electronics

10330 North Meridian Street
Indianapolis, IN 46290-1024
Tel. 317-587-4450
Fax: 317-587-6708

Toshiba America Consumer Products, Inc.

82 Totowa Road
Wayne, NJ 07470
Tel. 201-628-8000
Fax: 201-628-0672
Internet: <http://www.toshiba.com>

features dual LNB inputs and an 80-event VCR timer.

(For more up-to-the-minute news on DSS, see the companion story in this month's *Gizmo*.)

DIGITAL VIDEO CAMCORDERS

Another exciting new digital format being exhibited at the Consumer Electronics Show is the DV—digital video—camcorder. DV camcorders record high-resolution (500 horizontal lines) pictures and CD-quality sound onto tiny digital tapes. Like DVD, DV specifications have been formalized into a worldwide standard, with the backing of 55 leading consumer-electronics companies. The 60-minute DV cassette measures $66 \times 48 \times 12.2$ mm, or half the size of an 8mm cassette, and holds a 1/4-inch metal-deposition tape. The camcorder features two rotating heads and a helical recording system that divides signals for recording a single frame into 10 tracks for NTSC or 12 tracks for PAL systems. Digital data compression is used to cut the huge amount of data recorded into an amount that the tape can hold.

Digital camcorders have several advantages over their analog counterparts in addition to improved picture and sound quality. They can be used as still-video cameras, and can be connected to color video printers. Two-channel audio allows users to add narration or background music on the second track. And the technology offers the ability to create multiple generations of digital-to-digital dubs with virtually no image deterioration.

Unfortunately, that capability is creating a stumbling block on the road to consumer DV VCRs. Those are not likely to be seen until some agreement on digital software copyright issues can be reached. Until then, DV users must duplicate their digital recordings on their analog VCRs.

Sharp's VL-DH-5000 Digital ViewCam features its own five-inch color LCD screen. That's the largest LCD screen on any camcorder to date, and the first on a DV camcorder. The pivoting screen provides easy viewing of the subject during recording, and a convenient way to play back tapes. The digital ViewCam, which features the same three-CCD optical system used in professional video cameras, will carry a hefty price tag of \$4595 at its May introduction.

Sony displayed two currently available DV camcorders at the show. The DCR-VX1000 incorporates three-CCD imaging with 410,000 pixels per CCD, and offers a DV interface for digital-to-digital editing or dubbing (when connected to another Sony DV camcorder). Its suggested retail price is \$4199. The DCR-VX700 has one 410,000-pixel CCD and a \$2999 price tag.

Another three-CCD entry is the Panasonic PV-DV1000, with 270,000 pixels per CCD. It has a suggested retail price of \$4199 and is already on the market.

JVC and Thomson both exhibited single-CCD units that will be available this spring. JVC calls its \$2995 GR-DV1 "the



DSS, exhibited at Sony's WCES booth, as well as several others, was a traffic-stopper at the show.



60-minute DV cassettes (right) for use in DV camcorders are about half the size of 8mm tapes. The larger, 120-minute tapes (left) are for use in DV decks, when available.



Sharp's latest ViewCam is the VL-D5000 DV camcorder with a 5-inch color LCD monitor.



The pocket-sized RCA CC900D digital camcorder is slated for introduction in spring 1996.

world's smallest camcorder." The pocket-sized camcorder has some neat editing features, including the ability to zoom in on scenes that have already been shot. The RCA CC-900B, which will cost \$2999, also sports special editing features, including the ability to change the color picture to black-and-white during playback.

As suggested from those prices, DV camcorders will not be flying off the shelves at your local electronics emporium. For the moment, they are being billed as "prosumer" items, aimed at professional-videographer consumers who moonlight as wedding videographers or in other ways make money using a camcorder. In that small but enthusiastic market, sales already have been strong.

To find its way into the mainstream consumer market, those prices will have to drop dramatically. Getting DV-compatible VCRs on the shelves would help too.

WRAPPING UP

Digital devices aside, WCES held few surprises, although several interesting products were exhibited. Motorola showed a pager-sized gadget that provides users with sports scores and even play-by-play reports on a tiny LCD screen. Sony announced its first 35-inch Trinitron, and new \$199 price tag on its MiniDisc player. Goldstar displayed audio minisystems designed not for the bookshelf but for wall mounting.

Keep an eye on these pages in coming months for hands-on reviews of some of these products, as well as all the latest in consumer electronics. ■

SATELLITE TV

(Continued from page 24)

nets when its second satellite is launched. EchoStar's uplink center is in Cheyenne, Wyoming.

Keep reading *Gizmo* for a review of EchoStar's service when it's available.

THE FUTURE

The DBS industry is still in its infancy, but it is already sending programming to more than two-million homes. The number of DBS subscribers will surely pass VideoCipher subscribers early this year.

There are roughly 2.4-million paying VideoCipher subscribers—a market that programmers aren't ready to give up quite yet. There are also perhaps as many as two-million TVRO viewers who do not own a descrambler and watch just what's in the clear.

The major players, including Showtime and HBO are committed to delivering signals to customers via C-band satellites at least until the end of the century. But more and more program providers are seeking ways to reduce costs.

FOR MORE INFORMATION

Alphastar Digital Television

2 Greenwich Plaza
Suite 100
Greenwich, CT 06830
Tel. 203-622-7636

DirecTv

P.O. Box 92424
Los Angeles, CA 90009

Echostar Communications Corp.

90 Inverness Circle East
Englewood, CO 80112
Tel. 303-799-8222

General Instrument

6262 Lusk Boulevard
San Diego, CA 92121
Tel. 619-455-1500

Primestar Partners

3 Bala Plaza West
Suite 700
Bala Cynwyd, PA 19004
Tel. 610-617-5300

Showtime Satellite Networks

1633 Broadway
New York, NY 10019
Tel. 800-422-9006

Sony

One Sony Drive
Park Ridge, NJ 07656
Tel. 800-222-SONY

Thomson Consumer Electronics

600 North Sherman Drive
Indianapolis, IN 46201
Tel. 317-267-6613

Toshiba

1010 Johnson Drive
Buffalo Grove, IL 60089-6900

USSB

3415 University Avenue
St. Paul, MN 55114
Tel. 612-645-4500

Digital compression will, without a doubt, come to C-band program distribution, allowing many more signals to be crammed onto the satellites. What that means to dish owners is still far from certain, however.

General Instrument's DigiCipher technology so far seems to be leading the race to become the digital standard. GI is promising that it will have a hybrid analog/digital receiver ready before the end of the year. But our guess is that digital C-band has little chance of success in the C-band market.

So enjoy it while you can. C-band satellite is a great entertainment value and it delivers unrivaled variety. It's more than just cable in the sky. ■

Take this GIANT CIRCUIT LIBRARY FOR ONLY \$14⁹⁵

when you join the *Electronics Engineers' Book Club*®


Hundreds of circuit ideas alphabetically arranged—from Alarm circuits to Zero crossing detector circuits!

"...includes schematics for the latest electronics circuits from industry leaders..." —Popular Electronics

Turn to this comprehensive circuit library for hundreds of project ideas...and concise pinout diagrams and schematics. In each volume you'll find more than 700 electronic and integrated circuits and 100+ circuit categories right at your fingertips to give you ideas you can use on the job or at your workbench.

THE ENCYCLOPEDIA OF ELECTRONIC CIRCUITS

Volumes 1-4
by Rudolf F. Graf



As a member of the **Electronics Engineers' Book Club**...you'll enjoy receiving Club bulletins every 3-4 weeks containing exciting offers on the latest books in the field at savings of up to 50% off the regular publishers' prices. If you want the Main selection, do nothing and it will be shipped automatically. If you want another book, or no book at all, simply return the reply form to us by the date specified. You'll have at least 10 days to decide. If you ever receive a book you don't want due to late delivery of the bulletin, you can return it at our expense. And you'll be eligible for FREE BOOKS through the Bonus Book Plan. Your only obligation is to purchase 3 more books during the next 2 years, after which you may cancel your membership at any time. Publishers' price shown. ©1996 EEBC

If coupon is missing, write to: **Electronics Engineers' Book Club**,
A Division of The McGraw-Hill Companies, P.O. Box 549, Blacklick, OH 43004-9918

ELECTRONICS ENGINEERS' BOOK CLUB®

A Division of The McGraw-Hill Companies,
P.O. Box 549, Blacklick, OH 43004-9918

YES! Please send me *The Encyclopedia of Electronic Circuits—Vols. 1-4* (5861488), billing me just \$14.95 plus shipping/handling & sales tax. Enroll me as a member of the **Electronics Engineers' Book Club** according to the terms outlined in this ad. If not satisfied, I may return the books within 10 days for a full refund and have my membership cancelled.

Name _____

Address/Apt. # _____

City _____

State _____

Zip _____ Phone _____

Valid for new members only, subject to acceptance by EEBC. Canada *must* remit in U.S. funds drawn on U.S. banks. Applicants outside the U.S. and Canada will receive special ordering instructions. A shipping/handling charge & sales tax will be added to all orders. PPIF596

DX LISTENING

Goodbye to the Happy Station

BY DON JENSEN

At 67, it was the oldest show on shortwave. In fact, Radio Netherlands' weekly *Happy Station* program was probably the longest running English-language program in the history of radio broadcasting!

But the show was showing its age, and by the time *The Happy Station* aired for the last time last fall, perhaps it really was time to retire the venerable SW show. Even so, no doubt, many long-time SWLs suffered real nostalgia pangs at its departure from the worldband-radio scene.

Astonishingly, during more than six decades, Radio Netherlands' *Happy Station* had only three regular on-the-air hosts: Eddy Startz, Tom Meyer, and Peter Myers. "Over the years," writes Richard Cuff, "Easy Listening" columnist for the North American SW Association's *Journal*, "the format had certainly changed. From Eddy Startz's gimmicks like 'A Nice Cuppa Tea,' Souza marches, and animal-farm sounds; to Tom Meyer's Easter Egg Hunt, some of the world's first telephone call-in shows, and the Birthday Book; to Pete Myers' emphasis on audience participation in the show itself, the program's character has clearly evolved. In comparing the most recent effort to the original, it was clear that time and tastes had changed to the point where Radio Netherlands was making a program to fit a name and not to serve the majority of the audience."

The *Happy Station* broadcast dates to 1928, and the experimental transmission of station PCJJ, operated by the Philips Laboratories in Eindhoven, Holland. PCJJ's 25 kilowatt transmitter—a mere 1/20th as powerful as some of today's SW giants—was big stuff in those early days. But reached, as was intended, half way round the world to deliver a shortwave signal to the Dutch East Indies—today's Indonesia.

In 1928, Eddy Startz, a young

announcer, began the weekly program, introducing the friendly show with an invitation to his listeners to join him, for the next hour, for "a nice cuppa tea." Startz also invited millions of listeners worldwide, over the subsequent decades, to "Keep in touch with the Dutch" through his programming. The multi-lingual announcer also offered segments of programming to non-English-speakers in his audience.

With the exception of the W.W. II years, when the Nazi occupation of Holland forced the PCJ (as the short-



Here's the broadcasting center of Radio Netherlands that, together with its predecessor shortwave outlets, presented the *Happy Station* program for more than six decades.

wave station was called in those days) program off the air, Startz went on, and on, Sunday after Sunday. Finally, when Eddy retired from broadcasting in 1970, he was replaced as *Happy Station* host by then 32-year-old Thomas Hendrik Meijer, who had been born in Holland, but with his family, escaped the wartime occupation to the West Indies, where he grew up.

The one-time pharmacy student decided his real interests lay in other directions, to music and the theater. In 1965 he joined the staff of Radio Netherlands, changing the Dutch "ij" spelling to "y," becoming Tom Meyer. Five years later, upon Startz' retirement, Meyer succeeded him at the *Happy Station* microphone. Like his

predecessor, Meyer was multilingual, speaking English, German, French, Spanish, and some Italian, as well as Dutch.

Meyer also avoided controversy, long an important element in a program that promoted a happy outlook. He stressed that his broadcast goal was "Harmony. Harmony in person-to-person relationships . . . the starting point for greater harmony in world matters."

The *Happy Station* program's subtitle was "Your Sunday family show of smiles across the miles," a bit of something for everyone, easy-going chitchat and music, from jazz to country and western. The format seemed to work, as during the Meyer years, Radio Netherlands, citing a shortwave survey, said the average number of listeners to a typical Sunday show was about 200 million, worldwide.

After 22 years, Meyer announced in 1992 that he was leaving the program to take up writing and dramatic interests. "Meyer is out, Myers is in," a DX Listening reader wrote me at the time. And so it was: Pete Myers, himself a longtime Radio Netherlands announcer, took over the *Happy Station* and brought it into the 1990s, with a greater participation from his still-significant worldwide audience. And for three years, Myers continued as host of this tremendously long-running SW program.

The program aired for the last time, Sunday, Sept. 17, on Radio Netherlands, which stressed that its strong commitment to SW entertainment broadcasting continues.

The *Happy Station* is gone, but not forgotten.

IN THE MAIL

Your questions and comments on shortwave listening, stations heard or hunted, and how-to-do-it DXing queries are always welcome. Drop a note to me at DX Listening, **Popular**

What's better than speed reading? *Speed Learning.*

Speed Learning has replaced speed reading. It's a whole new way to read and learn. It's easy to learn...lasts a lifetime... applies to everything you read. It may be the most productive course you've ever taken.

Do you have too much to read and too little time to read it? Do you mentally pronounce each word as you read? Do you frequently have to go back and reread words, or whole paragraphs, you just finished reading? Do you have trouble concentrating? Do you quickly forget most of what you read?

If you answer "Yes" to any of these questions — then here at last is the practical help you've been waiting for. Whether you read for business or pleasure, school or college, you will build exceptional skills from this major breakthrough in effective reading, created by Dr. Russell Stauffer at the University of Delaware.

Not just "speed reading" — but speed reading — thinking — understanding — remembering — and — learning

The new *Speed Learning Program* shows you, step-by-proven step, how to increase your reading skill and speed, so you understand more, remember more and use more of everything you read. The typical remark from over one million people taking the Speed Learning program is, "Why didn't someone teach me this a long time ago." They were no longer held back by their lack of skills and poor reading habits. They could read almost as fast as they could think.

What makes Speed Learning so successful?

The new *Speed Learning Program* does not offer you a rehash of the usual eye-exercises, timing devices, and costly gadgets you've probably heard about in connection with speed reading courses, or even tried and found ineffective.

In just a few spare minutes a day of easy reading and exciting listening, you discover an entirely new way to read and think — a radical departure from anything you have ever seen or heard about. Speed Learning is the largest selling self-study reading program in the world. Successful with Fortune 500 corporations, colleges, government agencies and accredited by 18 professional societies. Research shows that reading is 95% *thinking* and only 5% eye movement. Yet most of today's speed reading programs spend their time teaching you rapid eye movement (5% of the problem), and ignore the most important part, (95%) *thinking*. In brief, *Speed Learning gives you what speed reading can't.*

Imagine the new freedom you'll have when you learn how to dash through all types of reading material at least twice as fast as you do now, and with greater comprehension. Think of being able to get on top of the avalanche of newspapers, magazines and correspondence you have to read...finishing a stimulating book and retaining facts and details



FOR FASTER SHIPMENT CALL 1-800-729-7323 OR FAX 1-609-273-7766

more clearly, and with greater accuracy, than ever before.

* Listen — and learn — at your own pace

This is a practical, easy-to-learn program that will work for you — no matter how slow a reader you think you are now. The *Speed Learning Program* is scientifically planned to get you started quickly...to help you in spare minutes a day. It brings you a "teacher-on-cassettes" who guides you, instructs, and encourages, explaining material as you read. Interesting items taken from *Time Magazine*, *Business Week*, *Wall Street Journal*, *Money*, *Reader's Digest*, *N.Y. Times* and many others, make the program stimulating, easy and fun...and so much more effective.

Executives, students, professional people, men and women in all walks of life from 15 to 70 have benefitted from this program. Speed Learning is a fully accredited course...costing only 1/4 the price of less effective speed reading classroom courses. Now you can examine the same easy, practical and proven methods at home...in your spare time...without risking a penny.

Examine Speed Learning RISK FREE for 15 days

You will be thrilled at how quickly this program will begin to develop new thinking and reading skills. After listening to just one cassette and reading the preface, you will quickly see how you can achieve increases in both the speed at which you read, and in the amount you understand and remember.

You must be delighted with what you see, or you pay nothing. Examine this remark-

able program for 15 days. If, at the end of that time you are not convinced that you would like to master Speed Learning, simply return the program for a prompt refund. (See the coupon for low price and convenient credit terms.)

RISK-FREE ORDER FORM

YES! I want to try Speed Learning for 15 days without risk. Enclosed is the first of 4 monthly payments of \$32.25*. If I'm not completely satisfied, I may return it for a prompt refund.

SAVE 8.00! I prefer to pay the \$129.00 now, and save the \$8.00 shipping & handling charge. I may still return the program for a full refund.

Method of payment: (Federal Tax Deductible)

Check or money order payable to Learn Incorporated
 Charge to: Visa MC Am Ex Discover

Card # _____ Exp. _____

Signature _____

Phone (_____) _____

Name _____

Address _____

City _____ State _____ Zip _____

*Plus \$8.00 shipping and handling. U.S. funds only. For New Jersey residents, sales tax will be added.

learn INCORPORATED Dept. LPE-01, 113 Gaither Drive, Mt. Laurel, NJ 08054-9987

TIPS FOR MAIL ORDER PURCHASE

It is impossible for us to verify the claims of advertisers, including but not limited to product availability, credibility, reliability and existence of warranties. The following information is provided as a service for your protection. It is not intended to constitute legal advice and readers are advised to obtain independent advice on how to best protect their own interests based upon their individual circumstances and jurisdictions.

1. Confirm price and merchandise information with the seller, including brand, model, color or finish, accessories and rebates included in the price.

2. Understand the seller's return and/or refund policy, including the allowable return period, who pays the postage for returned merchandise and whether there is any "restocking" or "return" charge.

3. Understand the product's warranty. Is there a manufacturer's warranty, and if so, is it for a U.S. or foreign manufacturer? Note that many manufacturers assert that, even if the product comes with a U.S. manufacturer's warranty, if you purchase from an unauthorized dealer, you are not covered by the manufacturer's warranty. If in doubt, contact the manufacturer directly. In addition to, or instead of the manufacturer's warranty, the seller may offer its own warranty. In either case, what is covered by warranty, how long is the warranty period, where will the product be serviced, is there a charge for service, what do you have to do to obtain service and will the product be repaired or replaced? You may want to receive a copy of the written warranty before placing your order.

4. Keep a copy of all transactions, including but not limited to cancelled check, receipt and correspondence. For phone orders, make a note of the order including merchandise ordered, price, order date, expected delivery date and salesperson's name.

5. If the merchandise is not shipped within the promised time, or if no time was promised, within 30 days of receipt of the order, you generally have the right to cancel the order and get a refund.

6. Merchandise substitution without your express prior consent is generally not allowed.

7. If you have a problem with your order or the merchandise, write a letter to the seller with all the pertinent information and keep a copy.

8. If you are unable to obtain satisfaction from the seller, contact the consumer protection agency in the seller's state and your local Post Office.

If, after following the guidelines, you experience a problem with a mail order advertiser that you are unable to resolve, please let us know. Write to Advertising Department, Gernsback Publications Inc., 500B Bi-County Blvd. Farmingdale, NY 11735.

Be sure to include copies of all correspondence.

Electronics, 500 Bi-County Blvd., Farmingdale, NY 11735.

As I would like to regularly include photos of DX Listeners enjoying their favorite hobby, I have a special request: Have someone snap a clear, sharp photo of you at your SW receiver listening to your favorite stations. And be sure to let us see your face—not just the back of your head!

First in the mailbox is a letter from Mike Azarian, who says he's a fourth-generation Armenian-American who does not speak or understand the native language of his late great-grandparents, but would like to know more about their homeland, which long was a part of the former USSR. "How can I tune in Armenia on shortwave?" he asks.

The Voice of Armenia, broadcasting from the capital of Yerevan, does have some English programming, Mike. As this is written, it has been reported in English on 9,965 kHz at around 2145 UTC. Earlier, at 2100 UTC, look for multi-lingual station identifications. Listeners also suggest trying the 0930 to 1000 UTC English transmission on 15,275 kHz. *Passport To World Band Radio* schedule listings also show that 11,290 and 11,945 kHz might be worth trying, at around 0100 to 0130 UTC, during the summer months ahead.

"I'm something of a radio history nut," writes Alfred Browne, New York City. "A friend, knowing that fact, recently sent me an interesting clipping about one of the world's real shortwave pioneers, Hugo Gernsback. Since *Popular Electronics* is published by Gernsback Publications Inc., I thought DX Listening readers might find it interesting too.

"Hugo Gernsback," Alfred continues, "was born in Luxembourg in 1884, and came here to New York City at the age of 20. He invented the dry-cell battery and produced the first home radio receiver in 1906. He also sold electrical parts to radio experimenters through his Modern Electric's mail-order company.

"A promoter of radio experimentation, he founded the Wireless

CREDITS: William McGuire, MD; Ken McHarg, Ecuador; Bob Montgomery, PA; Denis Pasquale, PA; Sheryl Paszkiewicz, WI; North American SW Association, 45 Wildflower Road, Levittown, PA 19057

Association of America in 1909, and soon claimed to have 10,000 radio enthusiasts as members. He recommended to the U.S. government that it allocate the supposedly worthless shortwave frequencies to radio amateurs, which Congress did.

"He issued the first logbook of radio amateurs in 1910, and published other radio and electronics magazines over the years."

Thanks, Alfred! Yes, today's *Popular Electronics* does have historical links to this amazing radio pioneer. Incidentally, Hugo Gernsback was a prolific inventor, creating the first walkie talkie in 1919 and experimenting with television in 1928. He is generally credited with popularizing science-fiction writing and to honor his contributions in this field, science fiction's annual literary award is dubbed the "Hugo."

Gernsback died in 1967.

DOWN THE DIAL

Here are some SW listening targets to try for. As a reminder, schedules are given in Universal Coordinated Time (UTC), the international time standard which is equivalent to Eastern Daylight Time plus 4 hours, CDT+5, MDT+6 and PDT+7.

COSTA RICA—6,150 kHz. Adventist World Radio's Central-American outlet, *TIAWR*, is heard with English religious programming at 2345 UTC. It also operates on parallel frequencies of 7,375 and 9,725 kHz.

HUNGARY—7,250 kHz. *Radio Budapest* was logged on this frequency, and on 5,935 and 9,835 kHz, at 2112 UTC with a "DX Quiz" program.

MOLDOVA—11,750 kHz. *Radio Dneister International* has an English-language transmission signing on at 2030 UTC. Moldova was formerly known as Moldavia when it was part of the former Soviet Union.

SPAIN—9,690 kHz. Beijing's *China Radio International*, heard on this frequency at 0300 UTC in English, is actually being relayed by shortwave transmitters in southern Europe.

VENEZUELA—9,660 kHz. *Radio Rumbos* in Caracas is heard here at various times during the evening hours with Spanish-language programming and "Rumbos" identifications. ■

Just like these Fully Trained Electronics Professionals



"Thanks to CIE I have tripled my previous salary, and I am now in a challenging and rewarding new field where only the sky is the limit."

Daniel Wade Reynolds
Industrial Electrician
Ore-Ida Foods



"CIE was recommended to me by my boss. It was appealing since I could study at my own pace at home and during business travel."

Dan Parks
Marketing Manager/Consumer Products
Analog Devices, Inc.



"I loved the flexibility CIE offered. It was the only way I could continue both school and my demanding job."

Britt A. Hanks
Director of Engineering
Petroleum Helicopters, Inc.



"I liked the way the school was set up with laboratory assignments to enforce conceptual learning. The thing which impressed me the most about CIE's curriculum is the way they show application for all the theory that is presented."


Daniel N. Parkman
Missile Electro-Mechanical Technician
U.S. Air Force



"Completing the course gave me the ability to efficiently troubleshoot modern microprocessor based audio and video systems and enjoy a sense of job security."

Tony Reynolds
Service Manager/Technician
Threshold Audio & Video

Graduate with an Associate Degree from CIE!



CIE is the best educational value you can receive if you want to learn about electronics, and earn a good income with that knowledge. CIE's reputation as the world leader in home study electronics is based solely on the success of our graduates. And we've earned our reputation with an unconditional commitment to provide our students with the very best electronics training.

Just ask any of the 150,000-plus graduates of the Cleveland Institute of Electronics who are working in high-paying positions with aerospace, computer, medical, automotive and communications firms throughout the world. They'll tell you success didn't come easy...but it did come...thanks to their CIE training. And today, a career in electronics offers more rewards than ever before.

CIE'S COMMITTED TO BEING THE BEST...IN ONE AREA...ELECTRONICS.

CIE isn't another be-everything-to-everyone school. CIE teaches only one subject and we believe we're the best at what we do. Also, CIE is accredited by the National Home Study Council. And with more than 1,000 graduates each year, we're the largest home study school specializing exclusively in electronics. CIE has been training career-minded students for nearly sixty years and we're the best at our subject...
ELECTRONICS... IT'S THE ONLY SUBJECT WE TEACH!

CIE PROVIDES A LEARNING METHOD SO GOOD IT'S PATENTED.

CIE's AUTO-PROGRAMMED® lessons are a proven learning method for building valuable electronics

career skills. Each lesson is designed to take you step-by-step and principle-by-principle. And while all of CIE's lessons are designed for independent study, CIE's instructors are personally available to assist you with just a toll free call. The result is practical training... the kind of experience you can put to work in today's marketplace.

LEARN BY DOING...WITH STATE-OF-THE-ART EQUIPMENT AND TRAINING.

CIE pioneered the first Electronics Laboratory



Course and the first Microprocessor Course. Today, no other home study school can match CIE's state-of-the-art equipment and training. And all your laboratory equipment, books and lessons are included in your tuition. It's all yours to use while you study and for on-the-job after you graduate.

PERSONALIZED TRAINING...TO MATCH YOUR BACKGROUND.

While some of our students have a working knowledge of electronics others are just starting out. That's why CIE has developed twelve career courses and an A.A.S. Degree program to choose from. So, even if you're not sure which electronics career is best for you, CIE can get you started with core lessons applicable to all areas in

electronics. And every CIE Course earns credit towards the completion of your Associate in Applied Science Degree. So you can work toward your degree in stages or as fast as you wish. In fact, CIE is the only school that actually rewards you for fast study, which can save you money.

YES! I want to get started. Send me my CIE course catalog including details about the Associate Degree Program. (For your convenience, CIE will have a representative contact you - there is no obligation.)

Please Print Clearly

Name _____

Address _____

City _____

State _____ Zip _____ Age _____

Phone No. _____

Check box for G.I. Bill Benefits.
Veteran AH77
Active Duty

Cleveland Institute of Electronics, Inc.
1776 East 17th Street
Cleveland, OH 44114

A School of Thousands.
A Class of One. Since 1934.

Send for CIE's FREE Course Catalog and See How We Can Help Your Career Too!

Anyone who watches audience-participation shows like *America's Funniest Home Videos* knows that there are instances where group responses need to be captured and analyzed. For example, there has to be some way for the audience to vote on which video is really the funniest.


Also, off the air, ad agencies routinely bring in groups of consumers to view potential commercials. During such screenings, each consumer continuously indicates his or her interest by adjusting a control that ranges from "bored" to "wow!" Such a system can also be useful in a classroom setting, where students can listen to a series of multiple-choice questions and provide their responses.

But no matter what application such a polling system is used for, it works in the following way: It immediately monitors the status (open or closed) of several switches, captures the responses, and logs them into a computer, where various analyses can be performed. When looked at that way, it becomes clear that a poller could even be useful in security or manufacturing operations.

The *PC Poller* described in this article is just such a versatile device. It allows you to poll the status of up to 36 keypad stations. Each keypad station can have up to nine switches, totaling 324 possible switches, which are all polled and sensed through any PC's parallel port. From there, the received data is interpreted using a simple QBasic program, which could be easily adaptable to almost any application.

Of course, you can't get up to 324 on-off indications through a 25-pin parallel port simultaneously. You can, however, sequentially scan the status of each individual switch very rapidly with a PC. So rapidly, in fact, that the scan can take less than one second on a fast computer. Let's see how.

Circuit Description. The schematic for the Poller control-board circuit is shown in Fig. 1. As shown in that diagram, the circuit will act as the first controller board. If you would like to connect more boards (remember, you can connect up to three more for



BUILD THE PC POLLER

*Use it and your PC to poll
the responses from several switches at once.*

a total of four), the subsequent circuits will be the same as the first except for the following changes:

For starters, the power-supply components, J10, C1, C2, and IC4 are only needed in the first board. Subsequent boards take their power from the first board.

Second, resistor R1 is only needed in the first board. In the other control circuits, the connection established by the resistor is not needed at all.

Finally, the DB-25 plug (PL1) that connects the Poller to a PC is only needed on the first board. The subsequent boards share the connections indicated in Fig. 1.

Now, back to how the circuit works. Jack J10 is connected to an 8- to 13-volt DC source. Two filter capacitors, C1 and C2, and a 7805 regulator, IC4, provide the circuit with a regulated 5-volt supply.

At the heart of the circuit is a 4017 decade counter, IC1. That chip has ten outputs, 0 through 9 (only 1-9 are actually electrically connected to the circuit). On each positive transition of the clock input (clk) at pin 14, the current output (we'll call it "n") goes low, and the next output (n + 1) goes high. That occurs only if the clock-enable (EN) input, pin 13, is low. If the EN input is high, the clk input has no effect. Fi-

nally, a high at reset-pin 15 resets the count.

Each of IC1's outputs, 1-9, is inverted by a section of a 4049 hex inverter. Because nine inverters are needed, two 4049s, IC2 and IC3, are used.

To understand how the inputs are detected by the controller board, let's take a look at the keypad circuit, which is shown in Fig. 2. That circuit contains a single 4017, IC1, which also has its 0 output unconnected. The remaining nine outputs are each connected to one terminal of rotary-switch S1. The pole of the switch is connected through diode D1 to a common point in jack J1, a six-contact modular jack. The same type of jack is used for J1-J9 on the control board.

For the circuits to work together, they need to be controlled by a PC, which is connected by PL1 of Fig. 1. We'll look at the software that controls the Poller later, but for now, we'll just stick to circuit functions. Initially, a master reset signal from pin 1 of PL1 resets all the 4017s in both the control and keypad boards to the 0 output. Because IC1 of the control board has its 0 output high, all other outputs are low. Those low outputs are inverted to highs by IC2 and IC3, which disables the 4017s on all the keypad boards (a high EN disables the 4017).

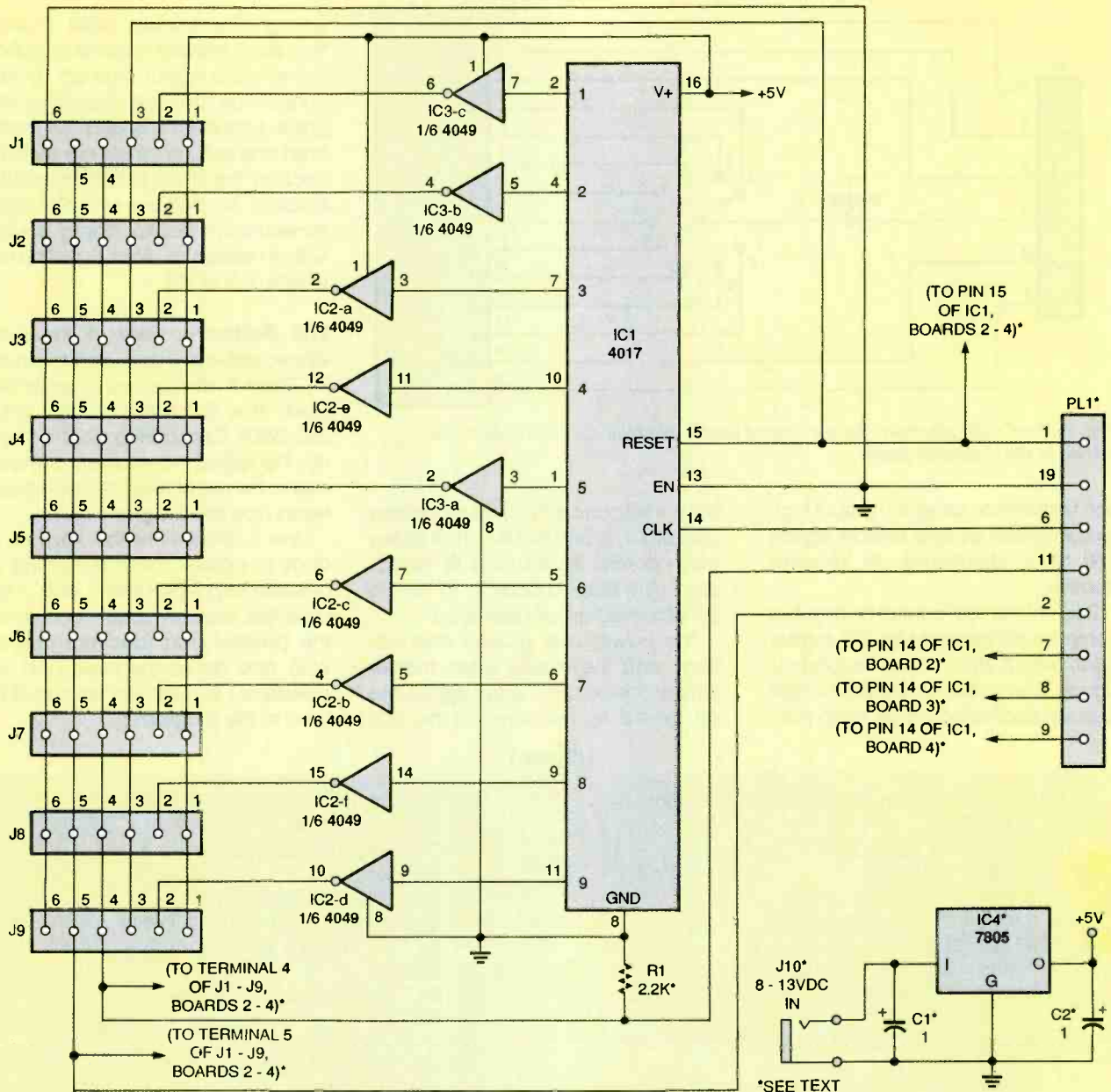


Fig. 1. This is the schematic for the PC Poller controller board. Although you can have up to four of these circuit boards working together, power-supply-components J10, C1, C2, and IC4; resistor R1; and plug PL1 are only needed in the first board.

Next, a control *clk* signal clocks IC1 of the control board, bringing the 0 output low and the 1 output high. That is inverted in IC3-c, thereby enabling IC1 on the first keypad board. Then a keypad *clk* signal begins clocking IC1 on the first keypad board (any other keypad-board 4017s are disabled, and therefore do not respond to the keypad clock).

Notice that in Fig. 2, the numbers on each setting of the rotary switch match the output numbers of IC1. Therefore, as IC1 of the keypad is clocked through outputs 1 through 9

by the *clk* signal, the switch will pass the appropriate high level output through D1 to J1. In other words, if "3" is selected, the high level from output 3 will be passed on to the jack, and to the control board.

Back on the first control board (Fig. 1), resistor R1 acts as part of an or gate (the diode on the keypad is the other part) to pass along the high level, while isolating the low levels from all other keypads. The software keeps track of which switch on which keypad board has been closed each time the software sees a high output.

Once the first keypad board has been clocked through all nine outputs, it is clocked one more time to bring the 0 output high again, completing the cycle and ensuring that none of the outputs connected to the keypads are high. Then IC1 on the keypad board is clocked, bringing its 1 output low and 2 output high. That disables the first keypad board and enables the second. The complete sequence is thus repeated for all nine keypad boards controlled by the first control board. As with the keypad boards, the control board is clocked

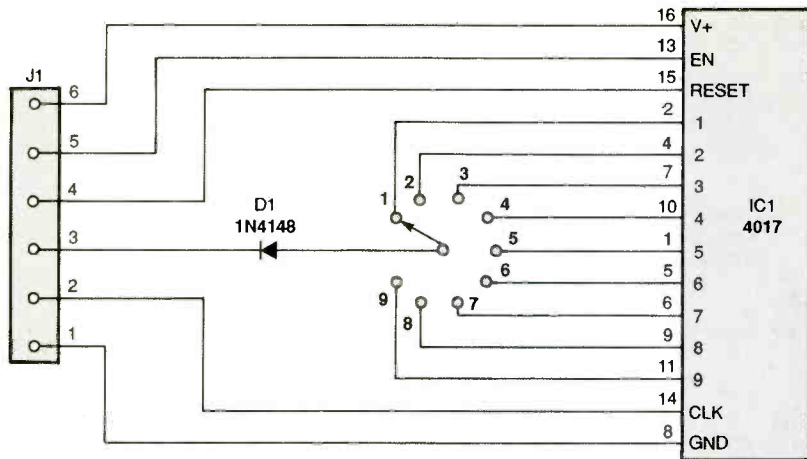


Fig. 2. Here's the schematic for the keypad board. Modular-jack J1 connects the circuit to the controller board.

through the modular jacks. In addition, each keypad receives its individual enable signal through its jack connection. Likewise, the power and ground connections, and the master reset and output signals, are bused to each of the three additional control boards. And as we already mentioned, each control board is wired with an individual clock signal on one of pins 7-9 of PL1.

The Software. Listing 1 shows the QBasic software that is used to run the PC Poller. It can also be downloaded from the Gernsback BBS (516-293-2283). Considering what it has to do, the software is relatively compact due to the use of nested FOR-NEXT loops. Here's how the program works:

Line 5 dimensions the keypad (k) array to accept the status of the 36 possible keypads. Lines 6 and 7 enable the address space containing the parallel port (decimal address 888), and define the three port addresses AD0 through AD2, which will be used in the program.

one final time to bring its 0 output high (ensuring that all nine enable signals are high, disabling all keypad boards).

Each of the four control boards has common connections for the master reset, output, and master keypad CLK signals. The control CLK signal is unique to each control board, so each con-

trol board can be clocked separately (see pins 7, 8, and 9 of PL1). That allows each control board (and its associated nine keypad boards), in turn, to be activated as just described.

The power and ground connections, and the master reset, master keypad clock, and output signals are all bused to the keypad boards

LISTING 1

```

1 REM: Pc Person Poller Demonstration
  Software
2 REM: POLLER.BAS
3 REM: V950605
4 REM:
5 CLS : CLEAR : DIM k(36)
6 DEF SEG = 64
7 ad0 = 888: ad1 = ad0 + 1: ad2 = ad1 + 1
8 VIEW PRINT 1 TO 1: COLOR 0, 6: CLS :
  VIEW PRINT
9 VIEW PRINT 2 TO 25: COLOR 7, 0: CLS :
  VIEW PRINT
10 COLOR 0, 6: LOCATE 1, 30: PRINT " Pc
  PERSON POLLER "; : COLOR 7, 0
11 LOCATE 3, 20: PRINT "Press ANY key to
  repeat scan, ESC to end."
12 LOCATE 5, 32: PRINT "K E Y P A D S"
13 LOCATE 7, 4
14 FOR i = 1 TO 36
15 IF LEN(STR$(i)) > 2 THEN
16 PRINT MID$(STR$(i), 2, 1); " ";
17 ELSE
18 PRINT "0 ";
19 END IF
20 NEXT i
21 LOCATE 8, 4
22 FOR i = 1 TO 36: PRINT RIGHT$(STR$(i),
  1); " "; : NEXT i
23 LOCATE 9, 4
24 FOR i = 1 TO 36: PRINT "- "; : NEXT i
25 grandloop:
26 REM: Pulse Reset Pin Hi/Lo
27 OUT ad2, 0: OUT ad2, 1
28 FOR i = 1 TO 4
29 FOR j = 1 TO 9
30 OUT ad0, INP(ad0) OR 2 ^ (3 + i)
31 FOR k = 1 TO 9
32 OUT ad0, INP(ad0) OR 1
33 IF (INP(ad1) AND 128) = 0 THEN
34 k(j + (i - 1) * 9) = k
35 END IF
36 OUT ad0, INP(ad0) AND 254
37 NEXT k
38 OUT ad0, INP(ad0) OR 1
39 OUT ad0, INP(ad0) AND 254
40 OUT ad0, INP(ad0) AND (255 - 2 ^ (3 + i))
41 NEXT j
42 OUT ad0, INP(ad0) OR 2 ^ (3 + i)
43 OUT ad0, INP(ad0) AND (255 - 2 ^ (3 + i))
44 NEXT i
45 LOCATE 10, 4
46 FOR i = 1 TO 36
47 IF k(i) > 0 THEN
48 PRINT USING "# "; k(i);
49 ELSE
50 PRINT " ";
51 END IF
52 NEXT i
53 again:
54 a$ = INKEY$: IF a$ = "" THEN GOTO again
55 IF ASC(a$) <> 27 THEN
56 FOR i = 1 TO 36: k(i) = 0: NEXT i
57 GOTO grandloop
58 END IF
59 END

```


Lines 8 through 24 format the screen. The actual operation begins at line 25 (GRANDLOOP). Line 27 performs a master reset, pulsing pin 1 of the parallel port high and then low again. The actual polling and data capture is done in lines 28 through 44. Three nested FOR-NEXT loops are used to address each control board (i), each keypad for the given control board (j), and each switch on a given keypad (k).

The master reset signal is output from pin 1 of the parallel port (AD2, or 890 decimal). That output is provided to parallel port pin 11 (AD1, or 889 decimal). The keypad clock and control clocks are output respectively from parallel-port pins 2, 6, 7, 8, and 9 (all located at AD0, or 888 decimal). Pin 6 of the parallel port is the clock for the first control board, while parallel-port pins 7, 8, and 9 are the clocks for control boards 2, 3, and 4. In order to understand how the OUT commands are being used in this application, we need to review the bit patterns for address AD0.

Address AD0 contains eight binary bits, with the least significant bit (2^0 , or 1) at pin 2, the next bit (2^1 , or 2) at pin 3, and so on with the most significant bit (2^7 , or 128) at pin 9. That is graphically represented in Table 1.

To clock the keyboards, we need to make bit 0 high and then low, without disturbing bits 4 through 7 (the control board clocks). Similarly, to clock a particular control board, we need to make its bit (4, 5, 6, or 7) high and then low, without disturbing bit 0. Referring to line 30, we first get the current status of AD0 (INP(AD0)) and then OR it with $2^{(3+i)}$. Note that i corresponds to the control board number, so an i = 1 is the first control board, and so on. So, we will OR the current status of AD0 with bit 4 (2^4) for control board one, bit 5 (2^5) for

control board two, and so on. That has the effect of leaving all other bits undisturbed, but making the selected bit a 1.

Line 40 does the opposite. It ANDs the current status of AD0 with $255-2^{(3+i)}$. That has the effect of keeping all other bits undisturbed, but making the selected bit a zero. So, the FOR-NEXT i loop allows us to calculate the proper bit to be toggled.

The actual clocking is done within the FOR-NEXT j loop (note that lines 30 and 40 are actually part of the j loop, although their calculations rely on the value of the i loop). That clocking determines which keypad will be selected for a given control board. Once the keypad has been selected, the FOR-NEXT k loop takes over. Line 32 ORs the current status of AD0 with a 1, bringing the master keypad CLK line (pin 2) high. Line 33 then checks to see if the output line (pin 11) is high. If it is, line 34 is executed, storing the number of the activated keypad switch. If pin 11 is low, no storage takes place. Line 36 then brings pin 2 low again, completing the master keypad CLK cycle.

When the FOR-NEXT k loop has been completed, all 9 positions have been checked. Lines 38 and 39 clock the keypad once more to bring its 4017 to the "0" output. When all nine keypads of a given control board have been scanned (the FOR-NEXT j loop), lines 42 and 43 clock the control board's 4017 once more to bring it to the "0" output. That sequence is repeated four times in the FOR-NEXT i loop, once for each control board.

Lines 45 through 52 display the results stored in the 36 k-array elements. If no keyclosures were detected, a blank is displayed (line 50). Otherwise, the switch number is displayed (line 48). Finally, lines 53 through 57 wait for any key press before repeating the scanning process. While complicated-looking, the process takes only a second or so on a 486DX-33MHz PC.

Construction. While any project-building method, even point-to-point wiring, can be used to build the Poller, the sheer volume of interconnections makes using printed-circuit boards almost a necessity. Figures 3 and 4 show the solder and component templates for a double-sided control board. The template for the keypad PC board is

TABLE 1

Bit	Pin Number	Decimal Value
7	9	128
6	8	64
5	7	32
4	6	16
3	5	8
2	4	4
1	3	2
0	2	1

PARTS LIST FOR THE PC POLLER CONTROLLER BOARD (Fig. 1)

SEMICONDUCTORS

- IC1—4017 CMOS decade counter, integrated circuit
- IC2, IC3—4049 hex inverter, integrated circuit
- IC4—7805 5-volt regulator, integrated circuit (first board only)

ADDITIONAL PARTS AND MATERIALS

- R1—2200-ohm, 1/4-watt, 5% resistor (first board only)
- C1, C2—1- μ F, 16-WVDC, electrolytic capacitor (first board only)
- J1—J9—RJ11 6-contact modular jack
- J10—Power jack (should match AC adapter that is used; first board only)
- PL1—DB-25 plug (first board only)
- Printed-circuit materials, suitable enclosure, nine-conductor cable, 8- to 13-volt DC source, wire, solder, hardware, etc.

PARTS LIST FOR THE PC-POLLER KEYPAD BOARD (Fig. 2)

- IC1—4017 CMOS decade counter, integrated circuit
- D1—1N4148 silicon diode
- J1—RJ11 6-contact modular jack
- S1—12-position rotary switch (only 9 positions used)
- Printed-circuit materials, suitable enclosure, 6-conductor cable with RJ-11 6-contact modular plugs on each end, knob for rotary switch, wire, solder, hardware, etc.

Note: The following are available from James J. Barbarello (817 Tennyson Road, Manalapan, NJ 07726; Tel. 908-536-5499): RJ11 modular jack (RJ11J)—\$1.00; RJ11 cable with RJ11 plug terminations on both ends (RJ11C)—\$0.25 per foot (specify length); enhanced software (both source and executable code) on 3.5-inch disk (PCP-S)—\$12.00. U.S. Funds only please. All prices include shipping and handling. Write or call for price and availability on Control and Keypad PC Boards, a:;d complete kits. The author will cheerfully respond to any questions accompanied by a self-addressed, stamped envelope. Phone calls will be accepted between 6:00 P.M. and 8:00 P.M. EST Monday through Friday.

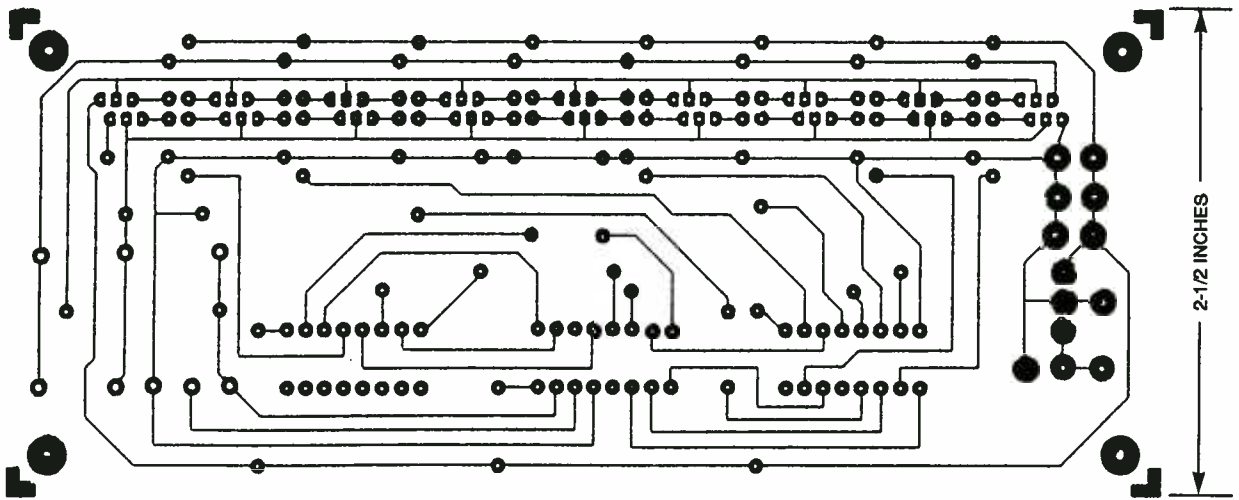


Fig. 3. The solder side of the controller board is shown here full size.

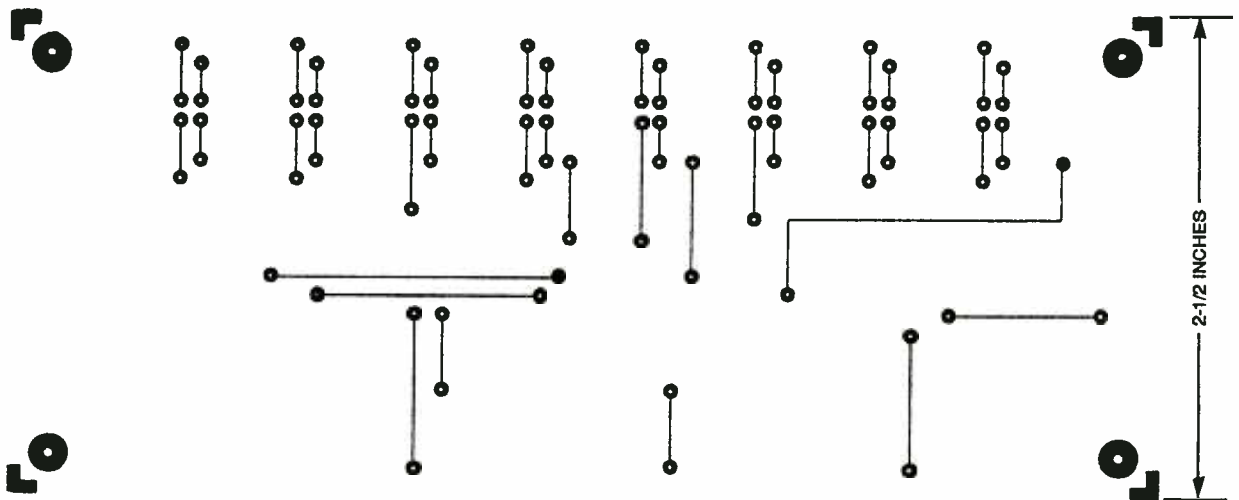


Fig. 4. This is the component side of the controller board.

shown in Fig. 5. You can either make your own boards or contact the author about the availability of etched and drilled boards (see the Parts List).

Etch or obtain the appropriate number of control boards. If you are using the double-sided PC board, the parts-placement diagram shown in Fig. 6 should make building the project easier.

Let's take a look at how to build the first control board. Begin by installing all the feedthroughs that are marked with an "X." Use little bits of wire, pass them through the holes, and solder them on both sides.

Next, mount 16-pin sockets for the three ICs. Go on to install resistor R1, and power-supply components J10, C1, C2, and IC4 (note that J10 is an off-board component).

For the first control board you will also need to make a 9-conductor ca-

ble with a DB-25 plug (PL1) on one end. As shown in Fig. 6, attach the nine wires to pins 1, 2, 6, 7, 8, 9, 11, and 19 of PL1. Then, attach the wires from pins 1, 2, 6, 11, and 19 to the appropriate pads, as shown in Fig. 6.

Continuing on the first board, mount RJ11 jacks J1-J9. Remember, those are six-contact jacks, not the more common four-contact versions used for standard telephone interconnection. The RJ11 modular jacks each have two snap-in posts protruding past their bottom surfaces. Snip off those posts flush with the jack bottoms before mounting the jacks. Position the jacks as close to the PC board surface as possible, and solder them into place.

If you're only using one control board, you only have to insert the ICs into their sockets to complete assembly. To add other control boards you

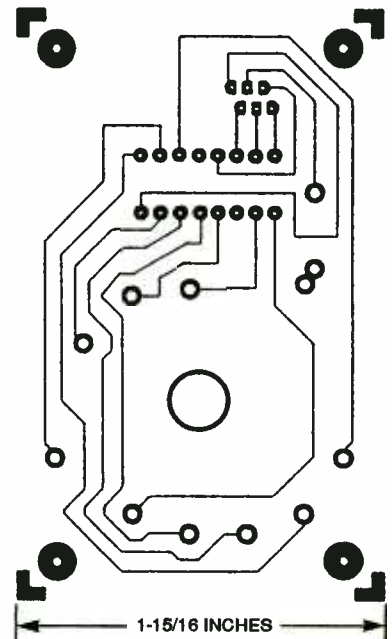


Fig. 5. Here's the foil pattern of the keypad board.

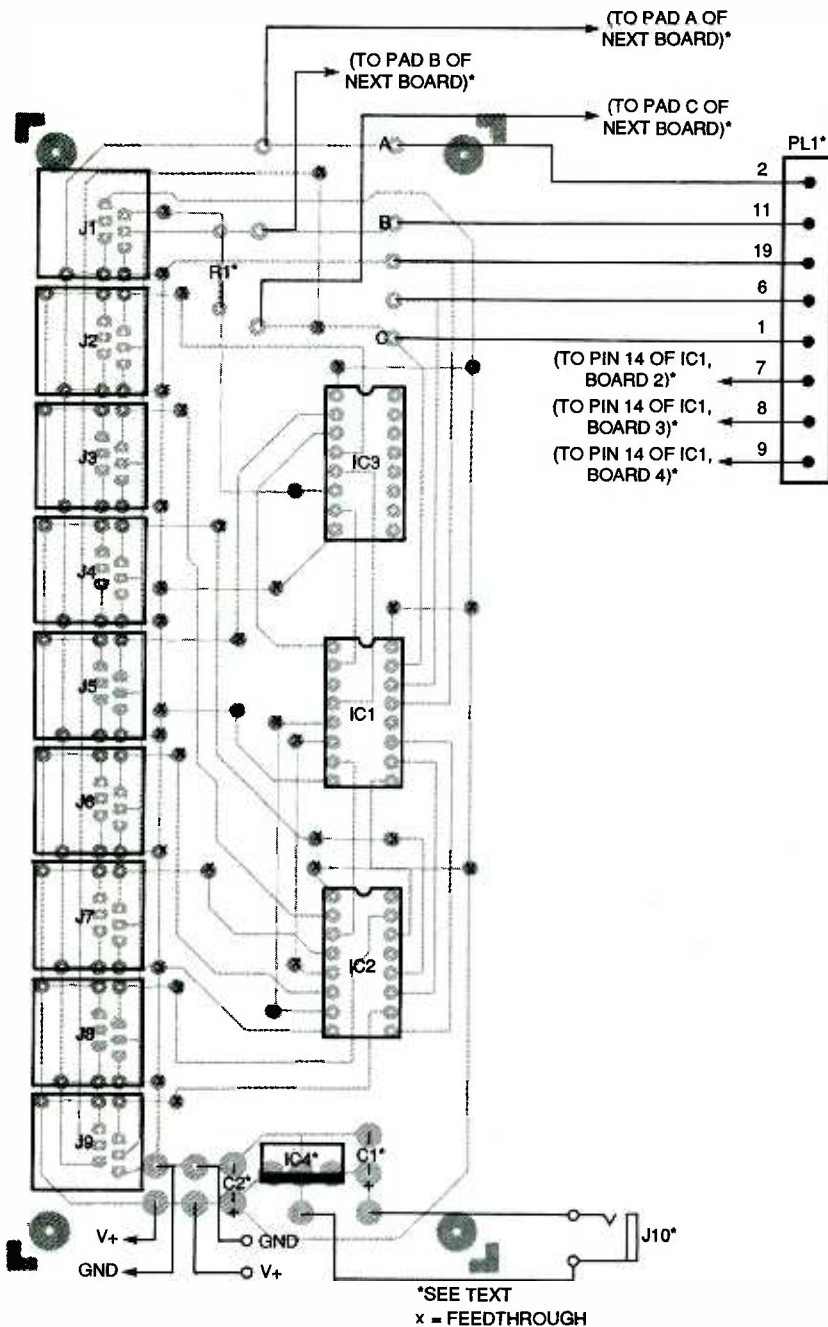


Fig. 6. Use this parts-placement diagram as a guide when building the controller board. If you're using more than one board, you will need to attach them using the various connection points indicated. Also note the points marked with an X; those are feedthroughs that need to be soldered on both sides (use little bits of wire).

will need to build each of them a little differently than the first one, and add some interconnections. Here's how to do all of that:

First, begin assembling each of the additional boards by installing the feedthroughs. Then, solder the IC sockets to the board. Mount the jacks next, being sure to cut the posts on them as you did earlier. Then insert the ICs and you're ready to interconnect

the boards.

First of all, as you'll note in Fig. 6, the connections to pins 7-9 of the DB-25 plug each go to one of the additional boards. Connect those wires to the pads on the other boards where pin 6 would connect on the first board (because only one DB-25 plug is used, the pads on the other boards are free). That will establish a connection to pin 14 of each IC1 on each board.

As you'll also find in Fig. 6, three of the other pads that go to the DB-25 on the first board are labeled "A," "B," and "C." The pads located to the left of them are marked "To pad A of next board" and so on. On the first board, run wires from the latter pads to pads A, B, and C on the second board. Then, do the same from the second board to the third board, effectively daisy-chaining the boards together.

You will also have to make similar connections between boards for power. Note there are two V+ and GND connection pairs on each board. That enables you to connect the boards together to share the regulated 5 volts produced by IC4 of the first board. Use wires to attach one pair of V+ and GND connections to a pair on the second board. Then use wires to connect the free pair on the second board to the third board, etc. Following that technique means that the first and last board will each have an unused pair of power connections.

To complete all the boards, mount them in suitable enclosures. The author's prototype was mounted on a block of wood. If you're using more than one controller board, you might want to mount them in a row on a long piece of plywood to keep their interconnections from being strained by too much physical movement.

With the control board(s) completed, proceed to make the keypad boards. If you're using the PC-board pattern shown in Fig. 5, then assembly of each keypad will be simple. Just use the parts-placement diagram shown in Fig. 7.

Each of the author's prototype keypads uses 9 positions of a 12-position rotary switch. To make it easy to see which number the switch is set to, you might want to copy the full-size decal shown in Fig. 8 and apply it to the component side of the keypad PC board. Then begin assembly by installing a 16-pin socket for IC1.

Cut the posts on the RJ11 and mount it. Solder diode D1 to the board next. Then, from the component side of the board, pass the shaft of S1 through the large hole in the PC board. Secure the shaft with its hex nut. Next, use short wires to make the electrical connections to the switch on the solder side of the board. To complete each keypad circuit, add a knob to the switch and insert the IC.

When you're finished with the board, mount it in a suitable case. You will then have to fabricate an appropriate length (up to 25-foot long) six-contact cable for each keypad board. Attach an RJ11 plug to both ends of each cable.

Once all the control and keypad boards are complete, connect them together using the RJ11 cables. Then, connect a power source (supplying 8- to 13-volts DC) to power-jack J10 on the first control board.

Checkout. You can use the Poller with the software described earlier, or with advanced software available from the source in the Parts List. Once the software is in entered or loaded into your computer, connect PL1 to the PC's parallel port.

When you run the program, you will see a screen display that indicates which keypads are connected. The positions of the rotary switches will also be displayed. If you press any key, you can initiate another scan (or you can press the Esc key to end the program).

If, when you run the program, you do not get any indication for any connected keypad (even after resetting each rotary switch to various positions), check the parallel-port address of your PC. In some instances, the address might be different from the standard 888 decimal (378 Hex). Check your PC manuals for the actual parallel-port address, and substitute it for the 888 decimal in line 7 of the program. For instance, if your manual states your printer port is located at 3A0 Hex, change the first equality in line 7 to "ad0 = &H3A0" (without the quotes, of course).

Reconnect a keypad to each available jack on the control board, press Enter on the PC keyboard, and note the proper indication on the screen. If an individual keypad does not register a position, you might have installed the control knob so that it's pointing to the wrong position. Turn the knob and press Enter on the PC keyboard until you get an indication on the screen. Then adjust the position of the control knob to correspond with the screen indication. Likewise, if the keypad indicates a position, but it is inconsistent with the control knob, adjust the knob position to correspond with the screen indication.

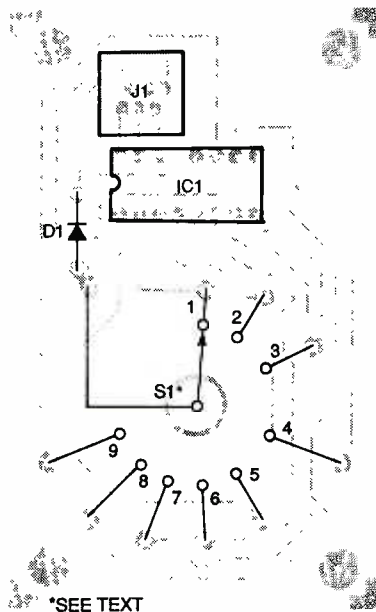


Fig. 7. As you could guess from this parts-placement diagram, the low parts count of the keypad board makes assembling it easy. Mount the rotary switch on the solder side using short wires, and put its shaft through the board to the component side.

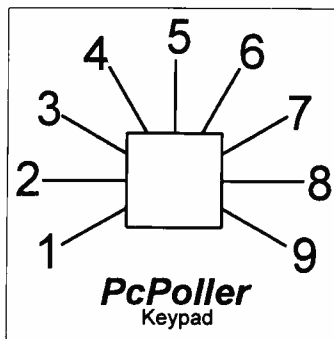


Fig. 8. If you used the keypad PC board and switch specified in the Parts List, you might want to add this actual-size decal to the component side of each of your keypads.

Program Modifications. You can expand the simple demonstration program to perform various analyses and storage tasks on the captured data. For instance, when using the system in a classroom environment, you could add a function that provides a bargraph of the responses after each scan (question) to view the response distribution. You could also compare the data for each student (keypad) against a set of desired responses. Then the software could calculate the percentage of desired responses obtained (i.e. a grade).

Another application could be in an ad agency. Viewers could give responses each second they are watching an event. Afterwards, the software could plot the individual responses on an x-y graph, with the x-axis being time, and the y-axis being a response from, say, 1 to 9. The data could then be easily correlated to events during the screening, and comparison of responses between individuals.

While the preceding are but two examples, they demonstrate the wide range of tasks the PC Poller can provide with some additional software programming. Those familiar with QBasic should feel free to experiment with the Poller software to customize it to their own applications.

A Security Application. If you'd like to use the Poller in a security application, you will need to modify the program to store multiple switch closures (which could represent open doors and windows, etc.). As it is now, Listing 1 is structured to store the highest numbered keypad switch closure during the scan. Here's how to change it to register multiple closures:

The major modification is to re-dimension the k array and change how the information is stored during the FOR-NEXT k loop. Make the following change to line 5, which dimensions the k array for all 324 possible switch activations:

```
5 CLS : CLEAR : DIM k(324)
```

Remember that there are three FOR-NEXT loops (i, j, and k) with i identifying the control board, j identifying the keypad attached to that control board, and k identifying the individual switch position on that keypad. So, any individual switch position can be represented by the formula:

$$((i - 1) \times 81) + ((j - 1) \times 9) + k$$

For instance, the fourth switch position on the first keypad connected to the first control board (i = 1, j = 1, k = 4) is

$$((1 - 1) \times 81) + ((1 - 1) \times 9) + 4 = 4$$

Similarly, the eighth switch position on the ninth keypad connected to the fourth control board (i = 4, j = 9, k = 8) is

$$((4 - 1) \times 81) + ((9 - 1) \times 9) + 8 = 323$$

(Continued on page 78)

5 BOOKS FOR ONLY \$4.95

Plus 1 Book FREE upon prepayment

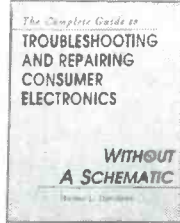
WHEN YOU JOIN THE **Electronics Book Club®**

VALUES TO \$203.25

The leading source of information for electronics hobbyists for over 30 years!



0350787-XX \$44.95
Counts as 2/Hardcover



0156492 \$34.95
Hardcover




157311E \$19.95




0252092 \$14.95




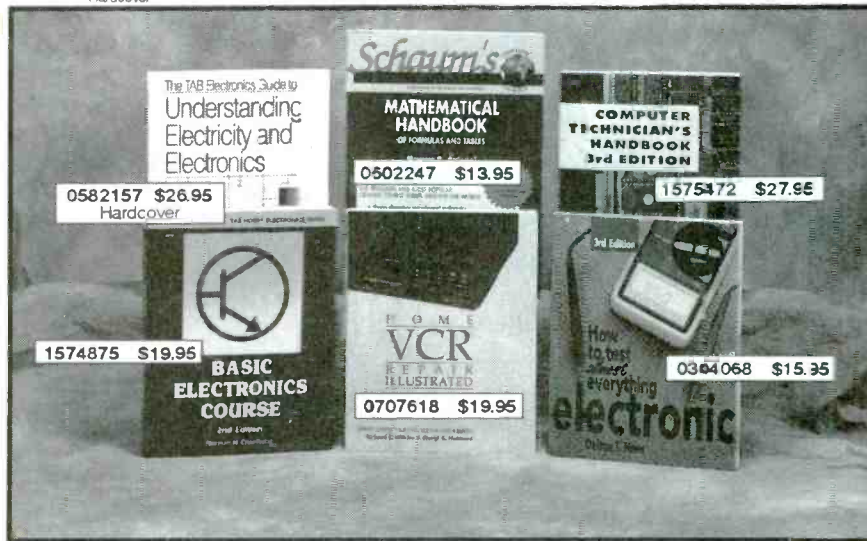
0156700 \$24.95




0155593 \$22.95




1554637 \$16.95



0303932 \$17.95



0487375 \$24.95



0376581 \$39.50
Hardcover



0156786 \$24.95



0052387 \$28.95
Hardcover




036432X \$29.95
Hardcover




073092X \$19.95




0501130-XX \$36.95
Counts as 2



0673764-XX \$54.95
Counts as 2/Hardcover




0102740 \$12.95




0717753 \$19.95




1577564 \$22.95



0404348-XX \$49.50
Counts as 2/Hardcover



0305226 \$34.95
Hardcover



155016X \$34.95
Hardcover

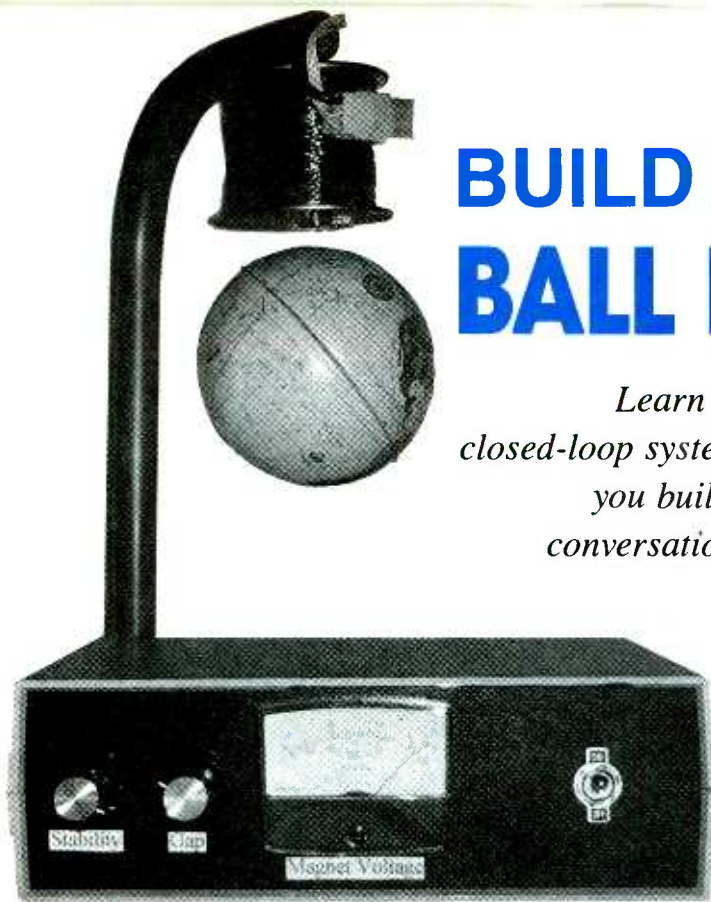
As a member of the ELECTRONICS BOOK CLUB®... you'll enjoy receiving Club bulletins every 3-4 weeks containing exciting offers on the latest books in the field at savings of up to 50% off the regular publishers' prices. If you want the Main selection, do nothing and it will be shipped automatically. If you want another book, or no book at all, simply return the reply form to us by the date specified. You'll have at least 10 days to decide. If you ever receive a book you don't want due to late delivery of the bulletin, you can return it at our expense. Your only obligation is to purchase 3 more books during the next 12 months, after which you may cancel your membership at any time. And you'll be eligible for FREE BOOKS through our Bonus Book Program.

A shipping/handling charge and sales tax will be added to all orders. All books are softcover unless otherwise noted. If you select a book that counts as 2 choices, write the book number in one box and XX in the next. (Publishers' Prices Shown) ©1996 EBC PE596

If card is missing, write to: Electronics Book Club®, A Division of The McGraw-Hill Companies, P.O. Box 549, Blacklick, OH 43004-9918

BUILD A MAGNETIC BALL LEVITATOR

Learn all about closed-loop systems while you build a great conversation piece.



BY JAMES CICON

Your approach takes you closer to the planet. A red star shines in the distance. As you watch the Earth floating in space, you think that you can almost see it turning on its axis. With a mind of its own, your finger reaches out to flick the sphere into motion.

With a shock, the infinite depths of the universe collapse down to the confines of your work room as you snap back to reality. The red star is actually the LED on a nearby power supply. Maybe you were daydreaming, but the globe of the earth still floats on top of your workbench. What a conversation piece!

What kind of device are we talking about here? What could make a mini earth float in mid air? The *Magnetic Ball Levitator* described in this article, that's what. It's an educational project that will teach you all about closed-loop control systems as you build it. Forget complicated math or diagrams—we'll deal with the systems in a hands-on kind of way.

You might have read articles or even books on closed-loop controllers in the past, but if you're like most, you've found that those theory-only

discussions do little more than frustrate the reader. To learn about concepts like instability and feedback, you're best off actually experiencing them at work. So read on.

Some other great reasons to build the Levitator are that it is cheap to build and does not contain any hard-to-find parts. You probably already have on hand most of the parts that you need to build it. And even if you don't, you should be able to get a trimmed-down unit up and running for between \$10 and \$20. To do that you would need to skip the fancy case, eliminate the magnet voltage meter, and run the Levitator with a benchtop power supply.

Control-System Basics. Control systems are all around us, and even within us. Our blood sugar level is regulated by an internal control system, as is our body temperature. Examples of external control systems include an airplane's autopilot, and even temperature-control circuits of some soldering irons.

While control systems come in many forms, they are all made up of smaller building blocks with functions that are common between all systems. For example, most control sys-

tems have a "plant" that has some output to be controlled. An actuator is used to control the output of the plant.

A common control system is the heating system in your home. The plant is the room, the output is the room temperature, and the actuator is the furnace. Many control systems also have an output sensor that determines how well the operation of the plant is maintained, compared to some reference or command input. In our room example the output sensor is the thermostat, and the reference is the setting of the thermostat.

The signal from the output sensor is used to turn on the actuator to affect the plant's output if some error exists between the plant's output and the reference. That is called feedback—an output signal is fed back, via a sensor of some sort, to the actuator to change the output. A control system with feedback is also called a closed-loop control system. In our example, the wire going from your thermostat to your heater is half of the loop. The heated air that comes out of the basement through ventilation ducts and back to the thermostat is the other half of the closed loop.

As mentioned earlier, an error signal is used to turn on the actuator. It is important to understand that the actuator is only activated if the error signal is not zero. For example, say that your thermostat is set at 68° F and your home's temperature is also 68°, but outside it is 35° and windy. Is your heater on? No, there is no error between the room temperature and the thermostat setting, so the furnace is off.

Open or Closed Systems? Let's stick to the example of home heating to do a little comparison between open- and closed-loop systems. The simplest type of heater (see Fig. 1) has a power-level switch (usually with off, low, medium, and high settings) and a heating element. An electrical signal flows from the power control to the heater, and the heated air flows from

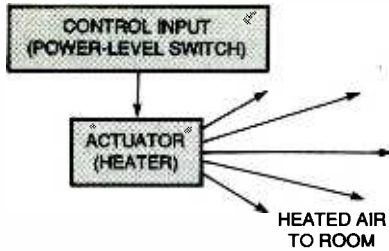


Fig. 1. Here's an example of a simple, open-loop control system. No signal comes back telling the system how well the room is being heated.

the heater to the room. No signal comes back telling the system how well the room is being heated. For that reason, it is called an open-loop control system because the signals in the system only flow in one direction.

The disadvantage of an open-loop system is that you constantly have to adjust the power control to maintain a comfortable temperature in the room. On cool days the power should be on low, on really cold days it should be on high. The necessary setting will vary from the morning to the evening. However, if you install an output sensor, you can determine when the room's temperature is too high or too low and adjust the power to the heater accordingly. Such a closed-loop system is shown in Fig. 2.

The output sensor and error detector shown in Fig. 2 are housed in the thermostat that is used to regulate the heater's output. That thermostat fills the roles of the sensor, error detector, and control input in the system. In many such thermostats, a lever sticking out of the thermostat moves over a temperature scale, while its axis is attached to the center of a spiraled bimetallic strip. The other end of the bimetallic strip is attached to a mercury-level switch.

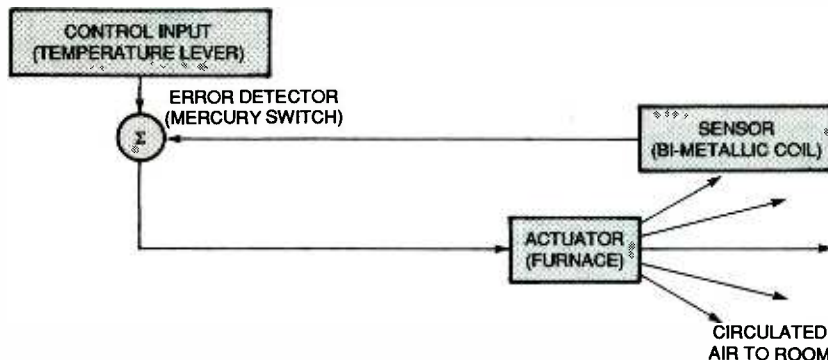


Fig. 2. With the addition of an error detector and an output sensor, a control system becomes a closed-loop type. The system shown here can determine when the room's temperature is too high or too low and adjust the power to the heater accordingly.

When the switch is level, the mercury in it lies in the center of the switch and doesn't close any of the switch's contacts. When the switch tips in one direction a heater contact is closed; when it tips in the other direction a cooling contact is closed. If the room temperature heats up, the metal strip rotates in the cooling direction, tips the mercury switch accordingly, and turns off the heater. When the room cools down, the metal strip rotates in the other direction, tilting the mercury switch, and turns the heater on. The lever can turn the coil initially to one side or the other, causing the coil to have to turn further back or further forward to keep the switch level. Thus the room's temperature will have to be hotter or colder to level out the mercury switch.

That type of control system is sometimes called a "bang-bang" controller because the actuator is either fully on or fully off (that results in a rattle or "bang" of a furnace). It works well as long as you do not need very precise control, say an accuracy of \pm a few degrees, but can have problems if used for more accurate control. That's

because the slightest disturbance to the thermostat will cause it to turn the heater on or off, as the case might be.

To avoid such instability, you need to design hysteresis into the controller. In other words, when the room gets hot, the heater shouldn't turn off until the temperature is a few degrees hotter than the thermostat setting. Likewise, when the room is cool, the heater shouldn't turn back on until the room is a few degrees cooler than the setting on the thermostat. That keeps random disturbances, like drafts caused by opening a door, from affecting the system.

So, as you can see, there are cases where a much better system than a bang-bang controller is needed. That is where Proportional-Integral-Derivative (PID) controllers come into the picture.

Basics of PID. Figure 3 shows a block diagram of a closed-loop heating system that contains a PID controller. Notice that a PID controller contains all of the basic building blocks contained in an open-loop controller and also the components

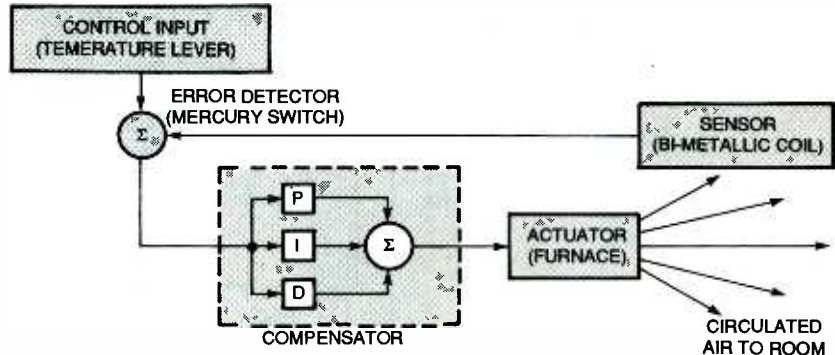


Fig. 3. This closed-loop heating system contains a PID controller. When a PID controller operates, the sensor measures the error in the plant's output and adjusts the actuator to activate proportionally to the error. That results in a smooth response.

contained in a bang-bang controller. However, another block called a compensator is added. The compensator itself contains three new "blocks" of amplifiers labeled P (Proportional), I (Integral), and D (Derivative), and an adder to combine the three outputs.

The P block is an op-amp that you would use to boost the gain of an audio signal; the I and D blocks are also amplifiers. In a PID controller, the P block is probably the most important part. The I and D parts are there to fix up problems that can occur in particularly unstable systems. Therefore,

in many situations you can eliminate the I or D part (or even both) and the PID controller will work fine.

When a PID controller operates, the sensor measures the error in the plant's output and adjusts the actuator to activate proportionally to the error. That will achieve a smooth response and prevent a system from operating just like a bang-bang controller.

To see how all the basics we looked at can be applied, and to deal with how the I and D parts of a PID controller work, let's now move on to the Levitator itself.

Circuit Description. The schematic for the Levitator is shown in Fig. 4. Transformer T1 steps down the voltage from an AC outlet to 25-volts AC, which is then full-wave rectified by BR1. Capacitor C3 provides filtering. An unregulated 30-volts DC is provided from C3 for the high current draw that the actuator section of the circuit requires (more on that section in a moment). An LM7812 regulator, IC1, provides a regulated 12-volts DC for use by the rest of the circuit. Switch S1 is the power switch.

The output sensor of the circuit

works as follows: An infrared LED, LED1, shines IR light onto the top of the globe that will be levitated. That IR light reflects off of the top of the globe back up to Q2, an IR phototransistor. Both LED1 and Q2 are mounted on the bottom of electromagnet L1, so the closer the globe is to the bottom of the magnet, the more light is reflected, and the more current flows through Q2. In other words, the amount of current that flows in Q2 is proportional to the amount of light shining on its base. Resistor R4 sets the brightness of LED1.

The reference or control input is set by potentiometer R6 and resistor R8; that fixed resistor sets a minimum resistance value for the reference circuit. If R8 was not present and the wiper of R6 were turned to its lowest setting, a short circuit would exist from the emitter of Q2 to ground (which could damage Q2). Current from Q2 is directed through R6. That current is proportional to the gap between the magnet and the globe under it. You can set the desired gap distance by adjusting R6.

One section of an LM324 quad op-amp, IC2-a, is used as an error-detector. If R6 is set high, a given gap will

result in a higher error voltage being generated by the error detector than if R6 were set low.

The compensator of the circuit consists of IC2-b, R1, R2, C4, R3, and R5. That compensator actually has two inputs, which both have the error signal from IC2-a applied equally to them. One input is through R2, the stability-adjustment potentiometer; the input coming in via R2 is the proportional (P) input to the compensator. The other input comes in through C4. That input is the derivative (D) input for the compensator. The compensator does not have an integral (I) input. Resistor R1 is a feedback resistor for IC2-b, and R3 and R5 bias the op-amp to operate on a single 12-volt supply.

The magnet assembly is made up of coil L1 and thermal-fuse F1. Because F1 is supposed to stop current flow when the magnet overheats, the fuse should be wired as part of coil L1 (more on that later). Both the magnet assembly and its supporting circuitry (C1, D1, M1, Q1, and R7) make up the actuator. The input to the actuator is the error signal from the gate of Q1, an IRF510 MOSFET transistor, and the output is the magnetic field from the magnet assembly.

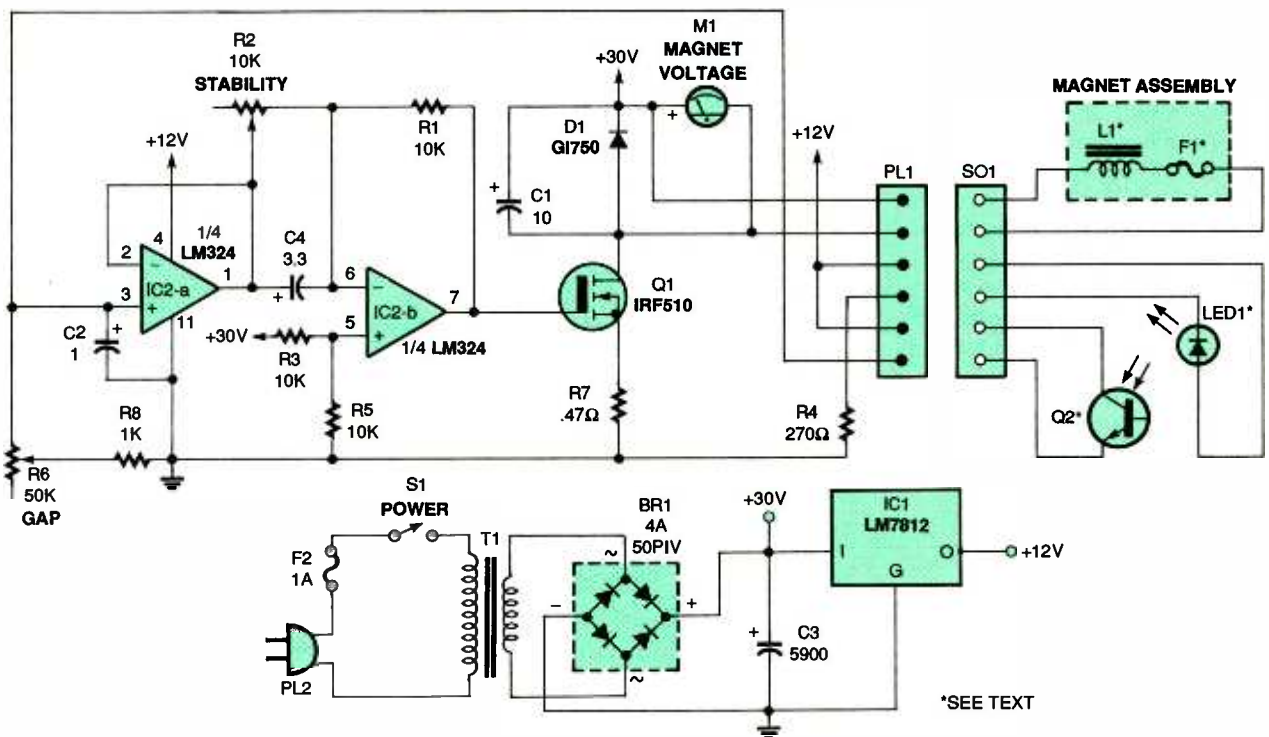


Fig. 4. Here's the schematic for the Magnetic Ball Levitator. The magnet assembly is made up of coil L1 and thermal-fuse F1; note that although those two components are shown in series next to each other, the fuse is actually wound in series as part of coil L1.

Capacitor C1 filters "noise," and diode D1 protects Q1 from large voltage spikes that can occur across the magnet assembly when the unit is turned off quickly. Meter M1 provides an indication of how much voltage is present in the magnet.

The magnet assembly, transistor Q1, and resistor R7 are configured as a power amplifier with a gain of about 20. Transistor Q1 is configured as a common-source amplifier, meaning that the input signal is applied to its gate, and the output signal is taken off of its drain. The impedance of the drain circuit is the magnet resistance, or about 10 ohms, and the impedance of the source circuit is equal to the value of R7, 0.47 ohms.

To see how all the circuit components work together, look at Fig. 5, a block diagram of the Magnetic Ball Levitator. That's essentially the same type of diagram that was used in the earlier discussion of closed-loop systems.

Let's begin with the unit turned on and the ball suspended beneath the magnet a little closer than it should be. When the ball moves too close, more current flows in Q2, and the voltage across R6 increases. The error signal out of IC2-a then goes positive and couples to IC2-b through R2. Op-amp IC2-b amplifies and inverts the signal applying it to the gate of Q1. That negative signal is inverted and amplified, causing voltage on the drain of Q1 to go positive. As a result, less current flows in the magnet windings, which means less magnetic force is applied to the ball.

As the ball drops away from the magnet, the reverse occurs. Less cur-

rent flows through Q2, which will result in more current flowing through the magnet. The compensator of the circuit keeps that back and forth motion of the ball stable so that it appears to be floating. Remember, potentiometer R2 can be used to adjust the level of that stability.

Construction. The author's prototype for the Levitator was built on two perforated boards and mounted in a case measuring 7½ × 10 × 3½ inches. One board contains all the high-power components.

To begin assembly of the high-power component board, mount capacitors C1 and C4 and resistor R7. Then go on to install diode D1 and bridge-rectifier BR1. Position the board near the back of the case.

Mount the rest of the capacitors and fixed resistors on the other board. Next install IC1 and IC2 on that board, using an IC socket for IC2. Position the board near the front of the case.

Now it's time to add the off-board components. Drill holes in the front of the project case to accommodate potentiometers R2 and R6, and install them. Go on to make holes for M1 and S1, and mount those parts as well.

Next drill a hole on the back panel and mount fuse F2. Also drill holes for the heat sink specified in the parts list. Transistor Q1 mounts on that heat sink. Although the heat sink might seem a little large for Q1, it is necessary because the unit controls up to 2 amps of current at up to 36 volts. That results in a lot of power to dissipate.

Drill another hole in the rear of the case to pass through a power cord. Connect that cord to transformer T1

and mount the latter near the back of the case. You can then complete all the in-case wiring.

PARTS LIST FOR THE MAGNETIC BALL LEVITATOR

SEMICONDUCTORS

- IC1—LM7812 12-volt regulator, integrated circuit
- IC2—LM324 quad op-amp, integrated circuit
- Q1—IRF510 MOSFET transistor
- Q2—NPN phototransistor (Radio Shack 276-145 or equivalent)
- LED1—Infrared light-emitting diode (Radio Shack 276-142 or equivalent)
- BR1—Full-wave bridge rectifier, 4-ampere, 50-PIV
- D1—61750 silicon rectifier diode (can be substituted by any 4-ampere, 50-volt unit)

RESISTORS

(All fixed resistors are ¼-watt, 5% units, except where otherwise noted.)

- R1, R3, R5—10,000-ohm
- R2—10,000-ohm potentiometer
- R4—270-ohm
- R6—50,000-ohm potentiometer
- R7—0.47-ohm, 5-watt, 10%
- R8—1000-ohm

CAPACITORS

- C1—10-μF, 50-WVDC, electrolytic
- C2—1-μF, 50-WVDC, electrolytic
- C3—5900-μF, 30-WVDC, electrolytic
- C4—3.3-μF, 50-WVDC, electrolytic

ADDITIONAL PARTS AND MATERIALS

- L1—Magnet coil (see text)
- T1—117-VAC to 25-VAC, 2-ampere power transformer
- M1—DC voltmeter, 0- to 15-volt range
- F1—Thermal-protector fuse (Radio Shack 270-1322 or equivalent)
- F2—1-ampere fuse
- PL1—6-connector power plug
- PL2—2-terminal AC plug
- SO1—6-connector power socket
- S1—SPST switch

Perforated board, project enclosure, metal globe, SIP socket, 2 orange-juice-can lids, heat sink measuring 3 × 4 × 1¼ inches (JDR Microdevices HS192000B or equivalent), ¼-inch-diameter PVC tubing, 1-inch-diameter PVC coupling, 2-inch-long 10-24 bolt, magnet-core nail (12-inches long by ¼-inch diameter), metal epoxy, magnet pin (¼-inch length of coat-hanger wire), washer, 520 feet of 22-gauge magnet wire, power cord, wire, solder, hardware, etc.

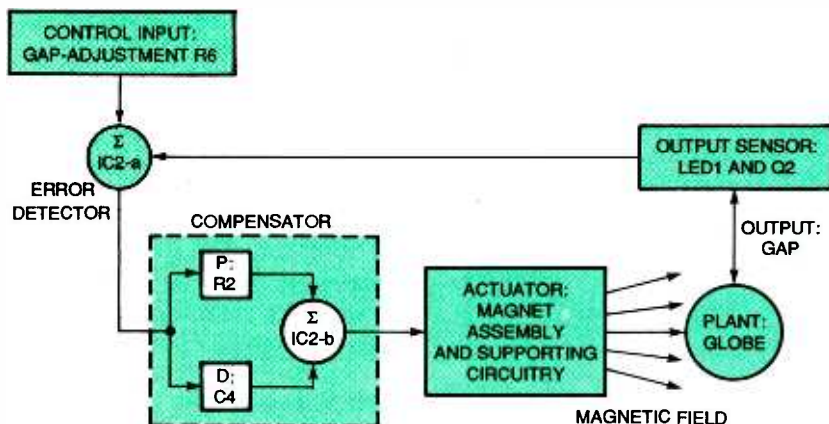


Fig. 5. This block diagram shows how the sections of the Levitator work together to resemble the models of closed-loop systems examined in Figs. 2 and 3.

Next, drill holes on the back of the case to mount a 1-inch-diameter PVC coupling. That coupling will be used to support the magnet arm made of 3/4-inch PVC pipe. When placed into that coupling, the magnet-arm can then freely turn and be easily removed again. Such a design provides a convenient way to lay the arm down flat on the side of the unit for storage purposes.

To make the magnet arm, you will need to bend a piece of PVC tubing to create an L shape. Cut a 3-foot-length section of the material to work with. Heat the middle 9 inches of the tube gradually and evenly; you can use a gas-range burner, a butane torch, or a heat gun to do that. After the 9-inch section you are heating starts to get rubbery, carefully bend the tube around a large coffee can (a 39-ounce can has a 6-inch diameter, which is perfect) to make a 90° angle. If you try to bend the tube with out using a form, the tube will deform and collapse.

After the tube cools, cut it so that the long part of the L-shaped tube is 12-inches long and the short part is 6-inches long. Drill a 5/32-inch hole in the underside of the short end of the mount, about 1/2 an inch back from its end. The screw that is used to hang the magnet from the mount will pass through that hole.

Now you can put together the magnet assembly; refer to Fig. 5 as you do so. The core of the magnet is a 3/8-inch-thick, 12-inch-long nail (perhaps it should more appropriately be called a spike). Drill a 5/32-inch-wide hole 1/2 an inch into the head of the nail. Next cut the head off of a 2-inch-long 10-24 bolt. Fill the hole in the nail with metal epoxy and drop the cut-off end of the bolt into the hole. When the epoxy hardens, you will have a solid mount with which to hang the magnet assembly from the magnet arm.

Drill 3/16-inch holes through the center of 2 orange-juice-can lids, and use a hand file to remove any burrs, which otherwise could short out the windings of the magnet if left in place. Slide the lids onto the nail, and separate them by a distance of 2 inches, as shown in Fig. 6. Then put on a washer, and mark where a pin hole should be made on the nail to support the bottom lid. Use a 1/64-inch drill to make that hole. Cut off a 3/4-inch length of

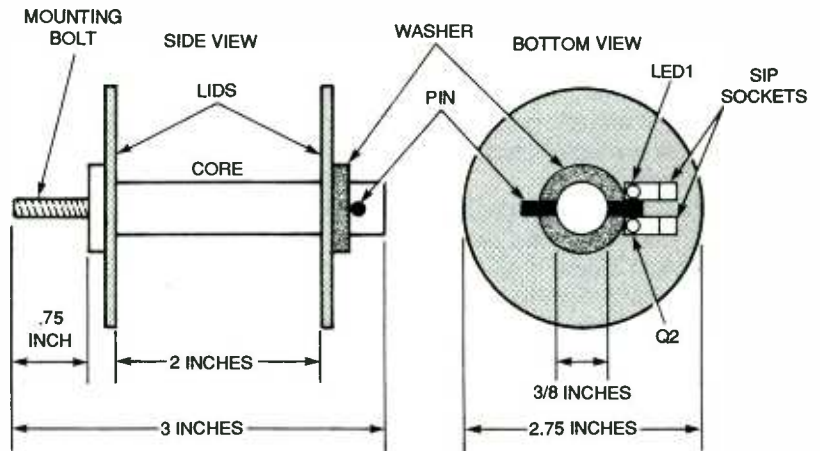


Fig. 6. When building your magnet assembly, use this diagram as a guide.

coat hanger to use for the pin, and insert it.

To make the magnet, you will have to wind 520 feet of 22-gauge magnet wire onto the nail core. There is an easy way to do that: Close the chuck of a hand drill around the point of the nail. Loop the free end of the wire around the core a few times to lock it in place, then set the drill to low and wind the rest of the wire onto the bobbin. After the wire is wound onto the bobbin, use a hacksaw to cut the 12-inch-long nail down to the approximate size shown in Fig. 6. With a hand file, remove any burrs or rough spots from the end of the core.

Then next step is to mount LED1 and Q2 next to each other on the magnet assembly, using two sections of an SIP socket. Position LED1 and Q2 so that the pin at the bottom of the magnet assembly is between them. When you've done that, glue the SIP socket to the bottom can lid (you might have

to rough up the lid with a wire brush or some fine-grit sandpaper first).


When the glue dries, give LED1 and Q2 a gentle twist so that they are pointing towards each other slightly. That allows the reflected light to bounce from LED1 to the globe to Q2 more efficiently. If you don't bend them like that, the sensor might only have a very short range.

Unwind a couple of turns from the magnet coil and cut the wire. Then solder thermal-fuse F1 in series with the magnet winding, and rewind the few turns you unwound. The fuse is now part of the coil.

Connect a 6-contact power socket (SO1) to the leads of LED1, Q2, and the magnet. Connect a matching 6-contact plug (PL1) to 3-foot lengths of wire, feed the other ends of the wire through the magnet arm, and make the proper connections to the circuit (using the schematic in Fig. 4 as a guide).

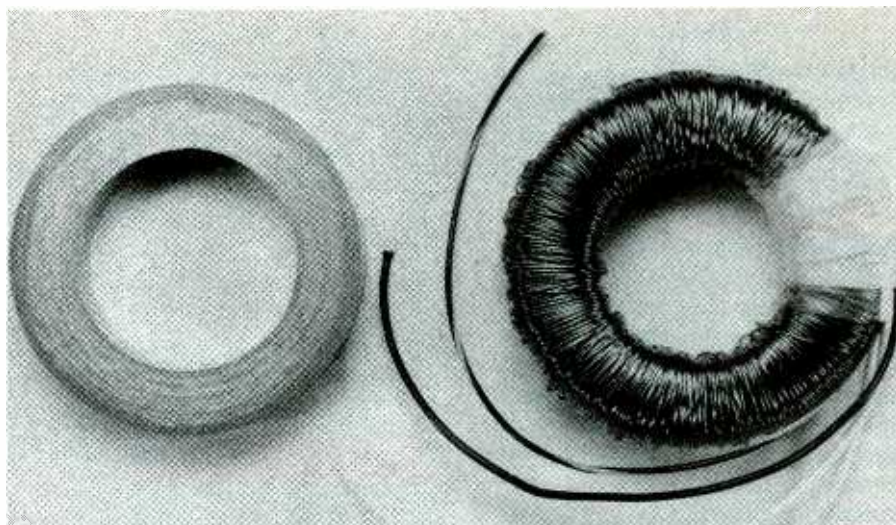
Insert the mounting bolt of the magnet assembly into the hole drilled in the short end of the arm, and place a nut over the bolt with a pair of needle-nose pliers. Holding the nut still, turn the magnet assembly to screw the nut onto the mounting bolt. Connect PL1 and SO1 together, insert the arm into its coupling, and your Levitator is ready to use.

Adjustment and Use. Turn on the unit and place the small metal globe under the magnet. If you bring it too close to the magnet, the globe will enter the sensor's blind spot. As a result, the globe will stick to the magnet. Should that happen, just remove the
(Continued on page 78)



This bottom view of the magnet shows the placement of the infrared LED and phototransistor.

ALL ABOUT TOROIDAL TRANSFORMERS



Learn about the important advantages toroidal transformers have over other designs, and how to use them.

In these days of shrinking package size, the transformer is usually the largest component in a given circuit. The geometry of a standard transformer limits how small we can make it, as size is proportional to the square root of the total transformer power. However, the familiar E-I or cut-C cores are not the only ones that can be used. For instance, using a *toroidal*, or donut-shaped core makes it possible to reduce the size and weight of a transformer by 20% to 50% compared with conventional cores, without sacrificing performance.

That's possible because core losses in toroids are typically 10% to 20% of the total power loss, with the balance being lost in the windings. That compares with core losses totaling 50% of the total power loss for conventional transformers. Lower core losses provide cooler operating temperatures and low magnetizing current.

The toroidal transformer design best uses the high permeability and low-loss characteristics of a modern transformer core. Toroids are commonly used for current and instrument transformers, where low losses are extremely important. Other advantages are higher efficiency, lower operating temperature, better regulation, and lower noise. The disadvantage is

somewhat higher cost, although improved production techniques are making toroidal transformers more cost competitive.

Transformer Basics. The core and coils of a conventional transformer are shown in Fig. 1A, and its schematic symbol is shown in Fig. 1B. In its simplest form, a transformer is an electrical device that, by mutual electromagnetic induction, transfers electrical energy from one isolated circuit to another by

means of coils called windings. The left, or *primary* winding is connected to an AC voltage source. The right, or *secondary* winding is connected to a load. The two windings are wound on a common iron core. AC current in the primary winding provides the time-varying magnetomotive force (mmf) that creates an AC magnetic flux in the core. The iron core provides a high-permeability magnetic path that ensures that a high percentage of the flux will be linked to the secondary winding. The voltage induced in the secondary winding and delivered to the load by the AC core flux variations is given by Faraday's law:

$$e = kNd\phi/dt$$

In other words, the voltage induced in the secondary winding (e) is proportional to the number of turns (N) and the time rate of change of flux (ϕ). Thus, the voltage can easily be changed from one level to another, lower or higher, by properly selecting the number of primary and secondary turns. Also, at low frequency, more turns are required to develop a given flux than at high frequency. Transformers only work with AC voltages because a time-varying AC flux is required.

In terms of real-world transformer

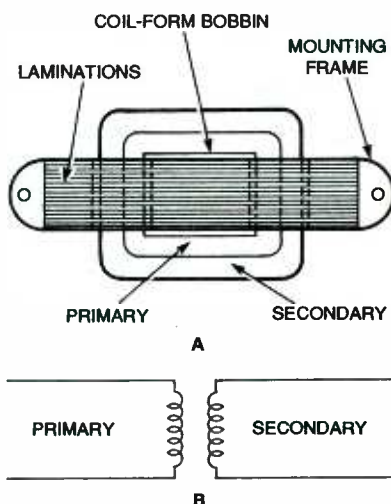


Fig. 1. A typical transformer is shown in A, while its schematic symbol is shown in B.

design, Faraday's law becomes:

$$e = 4.44NBfA \times 10^{-8}$$

where the voltage in a winding is proportional to the number of turns (N), the flux density in gauss (B), the AC frequency (f), and the core cross-sectional area in square centimeters (A).

Transformer Losses. When a voltage is applied to the transformer primary (V_p), the largest part of the current entering the primary winding (I_p) goes toward creating the mmf that produces the mutual core flux, but not all of that current produces useful output power at the secondary. The remaining portion of the primary current is required to provide the core exciting current, I_E , as shown in Fig. 2, the equivalent circuit for a real transformer. The polarities shown in Fig. 2 are the instantaneous polarities of the primary and secondary waveforms of an AC transformer.

Exciting current is the penalty to be paid for the significant advantages of using iron transformer cores. The exciting current is divided into magnetizing current (I_M) and core-loss current (I_C). Those loss components cause a voltage division to occur due to the voltage drop in the primary-winding impedance (R_p and X_p). That reduces the voltage available at the input to the ideal (no-loss) transformer portion of the equivalent circuit (E_p) and reduces the useful primary current (I_1). Thus, additional primary voltage is required to establish the desired secondary voltage, E_s . That additional primary voltage is normally provided for by adding primary turns so the final turns ratio is larger than the desired transformer voltage ratio.

Magnetizing current is the primary current that flows when the secondary is open-circuit and has no load. It is determined by:

$$I_M = 0.794HM_1/N$$

where the magnetizing current is proportional to the mmf (H) times the magnetic path length (M_1) divided by the number of turns (N). Transformer designers attempt to reduce the magnetizing current by minimizing the magnetic path length. That allows the fewest turns for a given primary voltage and has the added benefit of reducing the leakage flux.

The core-loss current is divided into hysteresis (I_{HYST}) and eddy current

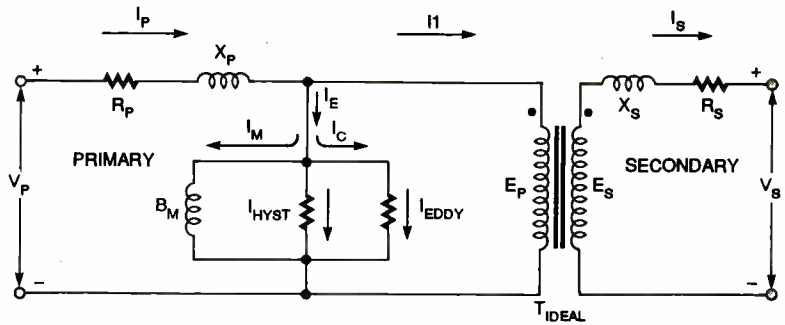


Fig. 2. This equivalent circuit for a real transformer shows us that not all of the input current produces useful output power at the secondary.

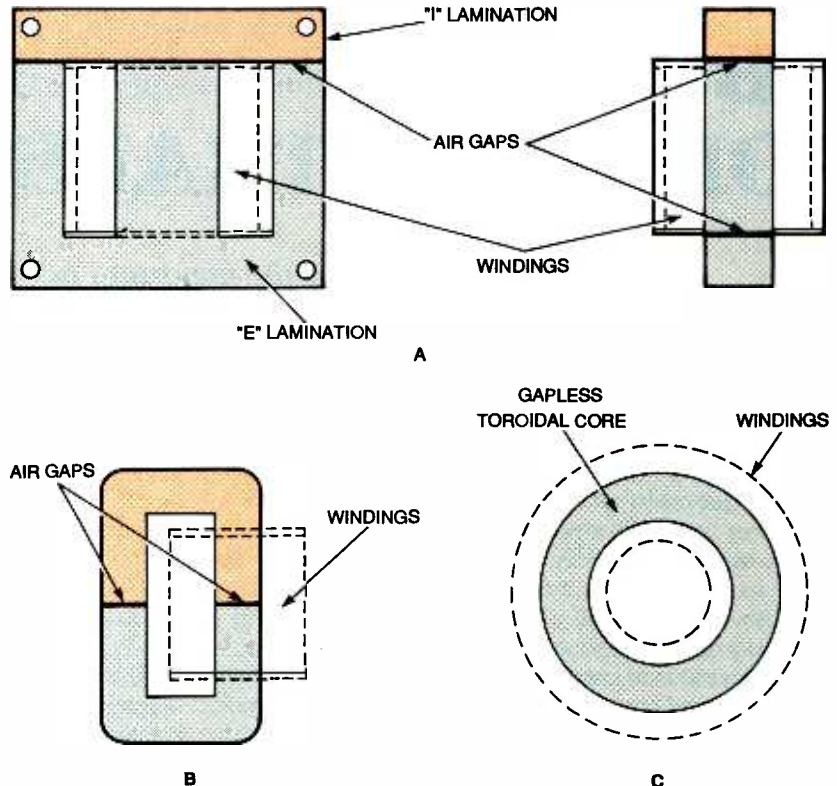


Fig. 3. Three common types of transformer cores. The E-I type is shown in A, the cut-C type in B, and the toroid in C.

(I_{EDDY}) components. Hysteresis loss is the power required to magnetize the core and produce the AC flux. The core consists of tiny magnetic dipoles, or domains. Those domains align themselves and rotate with the AC magnetic field. The hysteresis losses can be thought of as the friction caused by those rotating domains.

Eddy-current loss is power wasted by current flow in the conductive iron core. Current is induced in any conductor that is perpendicular to the flux path, including the windings and the lateral dimension of the iron core. For that reason, transformer cores, rather than being a single mass of iron, are

laminated into thin strips whose long dimension is parallel to the core flux. Doing that reduces the length of the conductive path in which the eddy current can flow. In addition, silicon is added to the iron to reduce its conductivity and further reduce the eddy currents.

Once a load is connected to the secondary winding, the secondary current (I_s) creates a magnetic field whose back emf (electromotive force) opposes the primary flux. The primary current increases by the amount necessary to restore the original flux density supported by the primary voltage.

As the load current increases, the secondary impedance (R_s and X_s) causes a further reduction in the secondary voltage. The ratio of the difference between the no-load secondary voltage (V_s) and the full-load secondary voltage (V_{sL}) for a fixed primary voltage is called the regulation.

Construction. Figure 3 illustrates the three common types of transformer cores. Unlike conventional transformers, which use stacked E-I (Fig. 3A) or cut C-core (Fig. 3B) laminations, the toroidal transformer in Fig. 3C uses a tape-wound core with essentially no air gap. The stacked-lamination types are generally cheaper to manufacture because the windings are easily wound on separate bobbins or coil forms. Toroidal transformers require special winding equipment that first winds the wire on a circular shuttle inserted through the core center, then "unwinds" the wire from the shuttle onto the core. A tensioned slider on the circumference of the shuttle controls the wire feed, while rollers rotate the core to evenly distribute the winding.

The magnetic core material for most power transformers is made of grain-oriented, cold-rolled, 3% silicon steel that is coated and insulated. That material has lower exciting current and core losses than regular steel. It also has relatively high saturation-flux density with a high degree of squareness. Squareness is the ratio of residual flux density (remanence) to the maximum flux density (saturation), or B_r/B_s . The oriented grain allows the steel to be operated at a higher saturation-flux density than non-oriented steel.

The core material is annealed at high temperature in a dry hydrogen furnace to remove impurities and relieve the material stresses. Annealing also develops the desired magnetic properties, such as high squareness and low core loss. The steel strip is coated with a chemical finish to ensure high resistance between laminations. Finally, the annealed cores are varnish impregnated, cured, and painted or epoxy coated.

Toroidal Transformer Advantages. Higher flux density is possible in a toroidal transformer because the windings are wound symmetrically

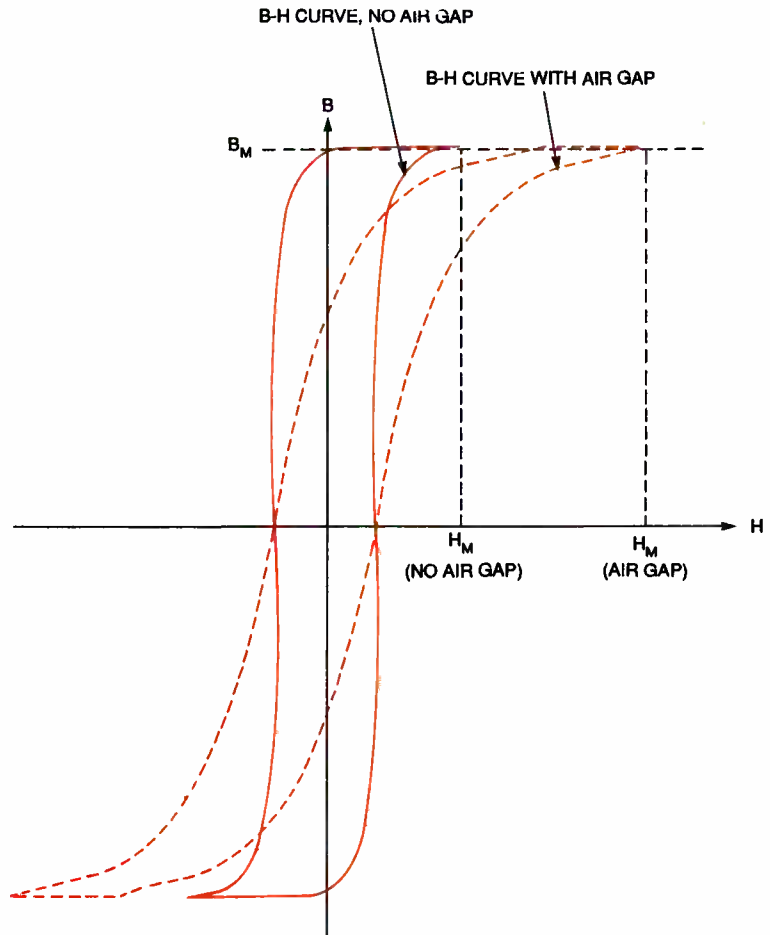


Fig. 4. If an air gap is present, more magnetizing force (H) is needed to produce a given core flux (B).

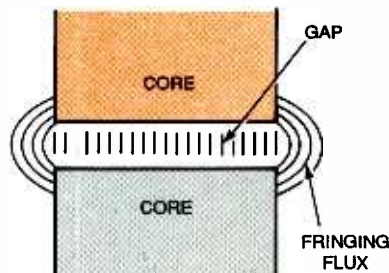


Fig. 5. In flux fringing, a small amount of core flux escapes the core at the air gap, decreasing the useful flux path and increasing core inductance.

over the gapless core. That symmetry results in smaller size and weight of the iron core.

Also, because the windings completely enclose the core flux, stray magnetic fields that could interfere with other circuitry within the enclosure are greatly reduced. Much less shielding is required for use with sensitive or high-gain electronics.

The noise (hum) in a conventional

transformer is due to core magnetostriction, which is a very small deformation of the core iron under the influence of the magnetic field induced by the AC primary current. Because the windings completely envelope the core in a toroidal transformer, audible hum is reduced to 10% to 15% of that of a conventional transformer.

Because it has lower losses, the toroid transformer is more efficient and runs at a lower operating temperature. It also has better load regulation than a conventional transformer of the same power rating.

The Effects of Air Gap. Much of the lower loss can be attributed to the reduced air gap of a toroidal transformer core. While intentional air gaps are designed into inductors to prevent DC saturation, air gaps produce a number of undesirable effects in power transformers. For the typical E-I or C-core power-transformer lamination

tions, the air gap is 0.002 inches. In a toroidal transformer the effective air gap is extremely small (typically less than 0.00001 inch) and can be ignored for design purposes. The lack of a discrete air gap minimizes losses, leakage, and flux-wave distortion, and decreases the mmf needed to produce a given level of flux in the transformer.

The AC inductance is determined by the number of turns, the impressed voltage, and the core cross-sectional area. The magnetic flux path has two components, the core magnetic length and the air-gap length. Those two components are not equal, because air and iron have vastly different permeabilities.

Permeability is the ratio of the change in magnetic induction (B) to the change in magnetizing force (H), and is equal to B/H . The permeability of air is constant at 1, while the permeability of silicon iron depends on the degree of saturation in the core. At 80% saturation, silicon iron has a

permeability of about 4000. Because air offers 4000 times more reluctance to flux changes, a very small air gap has a great effect on the magnetizing volt-amperes needed to produce a given output power. An air gap increases the effective length of the magnetic path, reduces the inductance and, as shown in Fig. 4, causes more slope in the B-H curve. That requires more magnetizing force, and thus more primary current, to generate a given core flux. Once saturation is reached, no further increase in flux can occur even if the magnetizing current is increased by raising the primary voltage.

Another disadvantage of an air gap is flux fringing. Not all of the core flux remains within the core cross-section adjacent to the gap. A small percentage curves outward near the edges of the core as shown in Fig. 5, causing core flux fringing. That fringing decreases the useful flux path area and increases the core inductance. Eddy currents are induced

where the fringing flux returns to the core perpendicular to the desired magnetic path, causing additional losses. Fringing effect is lower in a C-core than it is in an E-I core because one of the air gaps is enclosed by the windings. The magnetizing force set up near the gap reduces the flux fringing in that gap. However, even if the air gap effect could be eliminated, the core halves cannot be perfectly aligned during assembly, so some fringing will also occur due to misalignment.

Coupling and Leakage Flux. In a toroidal transformer, the entire magnetic path is contained within the winding, which is designed to be evenly distributed around the core. That maximizes the coupling between windings and minimizes leakage flux. That improved coupling increases transformer efficiency. Figures 6A and 6B show the main and leakage flux paths for E-I and C cores, where the leakage flux paths are completely outside the windings. All flux in a toroidal design is contained within the windings, as shown in Fig. 6C.

Toroidal cores generate a very small flux in the axial direction, but if necessary, that flux can be contained by ring laminations assembled to the top and bottom of the core.

Limitations. Because toroidal transformers have insufficient air gaps to tolerate DC currents, only AC currents can be impressed on the windings. To use a toroidal transformer as a push-pull tube-amplifier output transformer, for instance, would require that perfectly matched tubes with balanced DC plate currents be used.

Toroidal power transformers should not be half-wave rectified. If it is, the core will become polarized and saturated in one direction.

The lack of an air gap can cause high inrush currents during energizing, limited only by the primary winding resistance. For larger transformers, a slow-blow fuse or soft-start inrush-limiting circuit should be used.

The mounting bolt is usually placed through the center of a toroidal transformer. Care must be taken that a circuit is not inadvertently completed between the top and bottom of that bolt. That would result in a shorted

(Continued on page 78)

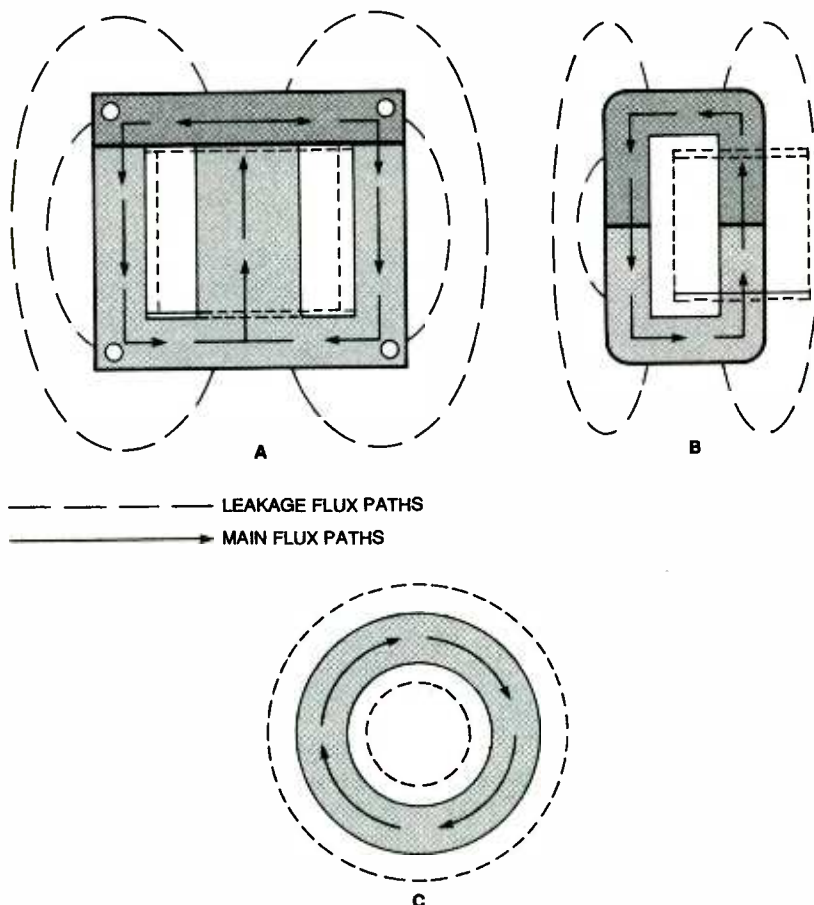



Fig. 6. The main (solid line) and leakage (dashed line) flux paths for the three most common types of transformer cores are shown here. An E-I core is shown in A, a cut-C core in B, and a toroid core is shown in C.

Build a Versatile Power Supply



It's an inexpensive and useful addition to any hobbyist's workbench.

BY MARC SPIWAK

Any project that you ever decide to build is going to need a power supply—any electronic project, that is. So once you have decided on a particular circuit design, the biggest concern is what sort of power supply it needs.

Power can come from many sources, including batteries, AC adapters, and benchtop supplies. For that reason, one can never have too many power supplies on his or her test bench. With every circuit requiring at least one operating voltage, and some needing more than just one voltage, you can see why that's so. Batteries are perhaps the easiest form of power to use, but constantly buying batteries can end up sucking your wallet dry after a while. Clearly, an AC adapter is a more economical method of delivering power, and perfectly suitable for a project as long as portability is not a priority.

However, the main problem with AC adapters is that, with the wide range of necessary operating voltages, all those adapters can really clutter up your test bench or home. And many inexpensive AC adapters simply can't supply enough current for some circuits. What's really needed is a variable-output, AC-derived, benchtop power supply. But most hobbyists know that commercial units of that type can get expensive.

Why should power supplies cost so much? After all, there's really nothing exotic inside most of them—the transformer is usually the most expensive component. So I decided to save some money and build the Versatile Power Supply described in this article.

When planning the project, I decided that its two main duties would be to replace a drawer full of AC adapters, and to also be a useful supply for my test bench.

With low cost being a paramount concern, I decided to use as many junk-box components as possible. Over the years, I have accumulated quite a collection of "junk" parts. And because most of our hobbyist readers also have large collections of the stuff, I don't hesitate to recommend using recycled parts as a cost-saving option where possible. Those without junk boxes that are as full as mine shouldn't worry either—the project uses only commonly available parts.

After digging, scrounging, and can-

nibalizing for some time, I determined that the only part I would have to buy would be a rotary switch from Radio Shack, and that costs less than two dollars, which was my total cash outlay for this project. Even the case I used was an old, unused leftover that I was never sure what to do with. Perhaps you can keep costs down to a similar level, or maybe even cheaper—you might have a rotary switch in your junk collection!

Circuit Description. Figure 1 shows the schematic for the Versatile Power Supply. The simple circuit outputs a variety of voltages (customizable by you), and can output up to one amp of current—that's a lot more than most AC adapters. As shown, the Supply outputs between 5- and 15-volts DC.

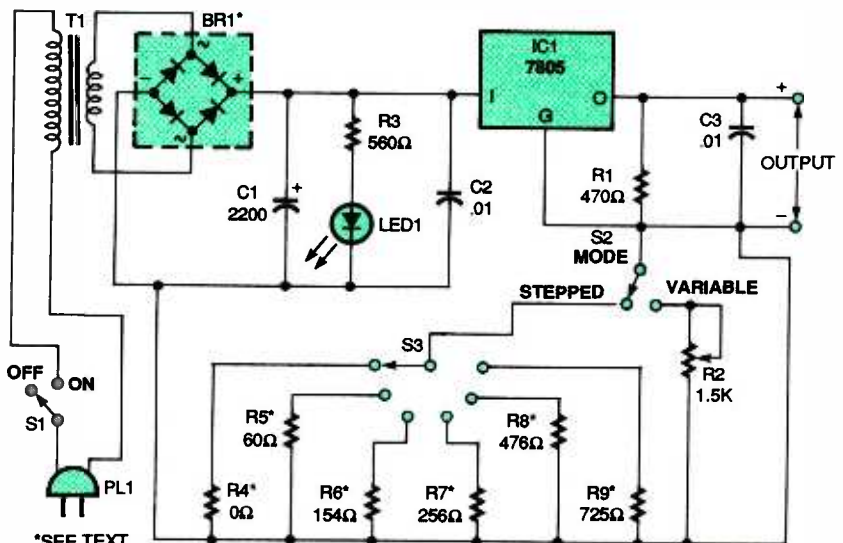


Fig. 1. The Power Supply circuit has an output that can be varied linearly by potentiometer R2 or switched to specific levels by rotary-switch S3.

When PL1 is plugged into an AC outlet, and power-switch S1 is turned on, 117 VAC are fed to transformer T1. That transformer steps the voltage down to approximately 18 VAC, which is then full-wave rectified by bridge-rectifier BR1.

Capacitor C1 smoothes any rippling caused by the bridge rectifier, and stores a charge for the voltage regulator. The other capacitors, C2 and C3, are bypass capacitors that also help condition the voltage fed to and output by IC1, a 7805 voltage regulator.

In most circuits containing them, 7805 regulators are used to output a fixed 5 volts. However, in the configuration shown, the regulator's output can be varied between about 5 and 17 volts (although, as mentioned, 15 volts is set as the maximum).

Here's how the configuration works: Normally, an input voltage higher than 5 volts is applied to the input pin of a 7805 regulator. Pin 2 (G) of the device is normally grounded and it will then regulate the output at pin 3 (O) to 5 volts higher than the potential at pin 2 (normally 0 volts, or ground). But if pin 2 is held at some voltage above or below ground, the output voltage will equal the potential at pin 2 plus 5 volts.

In this circuit, the voltage at pin 2 of the regulator is maintained by a voltage divider made of R1 and either potentiometer R2 or one of resistors R4 through R9. Each of those latter six resistors sets the output to a specific voltage level, while potentiometer R2 allows for a fully variable output.

Assume for the moment that switch S2 is set so that potentiometer R2 is part of the voltage divider. While IC1 tries to maintain exactly 5 volts at its output, the voltage at pin 2 can be varied by changing the resistance of the bottom half of the divider. Therefore, the output voltage is always 5 volts plus the voltage at the divider junction. As IC1's output voltage increases, so does the voltage at the divider junction, which then increases the output voltage, and so on, and so on, until it "runs out" of input voltage. That's how the 7805 regulator is made to have a variable output.

When switch S2 is set so that it connects pin 2 of the regulator to rotary-switch S3, one of resistors R4 through R9 then becomes the bottom half of

the divider. The values for those resistors were chosen so that the output could be set to exactly 5-, 6-, 7.5-, 9-, 12-, or 15-volts DC. We'll get to how to determine those values later on.

Construction. The author's prototype was built on perforated construction board using point-to-point wiring. A piece of board measuring approximately 2 x 4 inches should leave plenty of room for all the parts, except the transformer, which should be mounted separately on the enclosure.

PARTS LIST FOR THE VERSATILE POWER SUPPLY

SEMICONDUCTORS
 IC1—LM7805 5-volt regulator, integrated circuit
 BR1—50-volt, 1-amp bridge rectifier, or four 1N4001 diodes (see text)
 LED1—Light-emitting diode, any color

RESISTORS
 (All resistors are 1/4-watt, 5% units, unless noted.)
 R1—470-ohm
 R2—1500-ohm, panel-mount potentiometer
 R3—560-ohm
 R4—0-ohm (approximate value—see text and Table 1)
 R5—60-ohm (approximate value—see text and Table 1)
 R6—154-ohm (approximate value—see text and Table 1)
 R7—256-ohm (approximate value—see text and Table 1)
 R8—476-ohm (approximate value—see text and Table 1)
 R9—725-ohm (approximate value—see text and Table 1)

ADDITIONAL PARTS AND MATERIALS
 C1—2200-μF, 50-WVDC, electrolytic capacitor
 C2, C3—0.01-μF, ceramic-disc capacitor
 T1—120- to 12-volt AC transformer (see text)
 S1, S2—SPDT toggle switch
 S3—6-position rotary switch (Radio Shack no. 275-1386 or equivalent)
 PL1—2-conductor, AC plug
 Perforated construction board, project case, heat sink, two insulated binding posts, coaxial jack, four coaxial plugs, mini phono plug, 9-volt battery connector, banana plugs, power cord, grommet, wire, solder, hardware, etc.

To determine where you will position the circuit board in your project enclosure, begin by mounting transformer T1, which is a common, 120- to 12-VAC, 1-ampere model. Connect a power cord and plug to the transformer. Then wire switch S1 into the circuit.

Next, begin mounting the on-board components, starting with the bridge rectifier. You can use a regular bridge rectifier or four discrete diodes as mentioned in the Parts List.

Next, install capacitor C1, the 2200-μF unit. Because C1's purpose is simply to smooth ripples from the bridge rectifier, any large-value (1000-μF or higher) electrolytic can be used, though the one listed in the Parts List is a good and commonly available choice. Go on to install capacitors C2 and C3, resistors R1 and R3, and LED1.

Continue with installation by mounting the voltage regulator. Connect a heatsink to the regulator to prevent it from overheating when it is outputting more than just a few-hundred milliamps. If you are using a metal case, a wall of the case can serve as a heatsink for the regulator if you mount the regulator on the edge of the board and mount the board up against the wall of the case after assembly is complete.

Connect potentiometer R2 and switch S2 off-board. The output voltage from the circuit should be connected to a pair of binding posts. You can use leads or banana plugs to connect the Power Supply to other circuits, or you can build a custom cable that will be described later on.

Before you can install fixed-resistors R4-R9, you will have to determine what values will work best for your circuit. Because of component tolerances and other factors, the values will probably be different than the ones in the prototype, even if you use similar parts.

Set S2 to VARIABLE, plug the circuit in, and turn on S1. Connect a DMM to the binding posts, and adjust R2 to make sure that the output voltage varies. Next, determine what fixed voltages you would like your power supply to output, and then write them down (you might want to use the ones mentioned earlier).

Adjust R2 to get the first voltage on your list at your output terminals. Then

switch S2 to STEPPED (which is an open setting, as it's not connected to anything yet), and measure the exact resistance of the potentiometer using a DMM. Be careful not to disturb the setting. Write down the value of the resistance that gives you the desired output voltage, turn S2 back to VARIABLE again, and perform the same procedures for each output voltage you want.

The next step is to piece together the exact resistance value for each output from individual resistors. In most cases you should be able to get the exact value you need by connecting only two resistors in series—and only one if you're lucky. Three resistors might be needed for some of the values, depending on how well stocked your resistor bin is. Table 1 shows the potentiometer values that were mea-

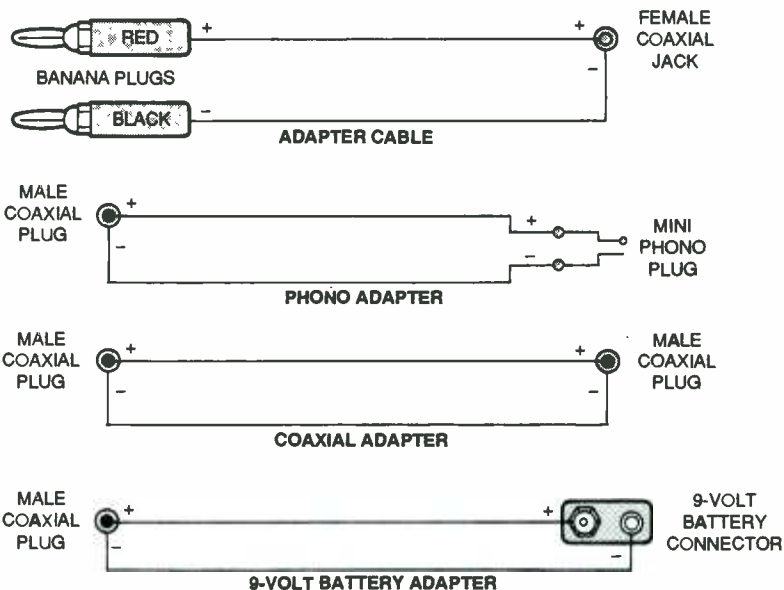


Fig. 2. Assembling these adapter cables makes it easy to connect the power supply to a variety of appliances.

TABLE 1

Desired Output	Measured R2 Resistance	Fixed Resistors Used
5 volts	0 ohms	wire jumper
6 volts	60 ohms	56 + 4.7 ohms
7.5 volts	154 ohms	150 + 3.9 ohms
9 volts	256 ohms	220 + 18 + 18 ohms
12 volts	476 ohms	470 + 5.6 ohms
15 volts	725 ohms	680 + 47 ohms


sured for the prototype's output voltages, and the fixed resistors that had to be connected in series to equal those values.

Once you have determined what resistors will be used, you can add them and rotary-switch S3 to the circuit. That switch in the author's prototype is a 2-pole, 6-position switch (Radio Shack # 275-1386), of which only half is used, providing six fixed settings. After you're done wiring the resistors, use a DMM to make sure each setting is correct.

Carefully lay out and drill holes for the LED, switches, binding posts, and potentiometer in the case you are using. If you are using a metal case, the binding posts must be insulated from it (binding posts come with special plastic spacers that, with the right hole size drilled in the front panel, will keep the center conductor away from the panel). Once all the panel components are mounted, make sure to clearly label the panel so you can identify voltage settings.



Here's what the adapter cables look like when completed.



The finished Supply can furnish a variety of fixed and variable voltages.

Convenience Cable. Because one of the intended uses for this power supply is as an AC-adapter replacement, you might want to build a custom cable to do the job. Let's look at how to do that.

Figure 2 contains the wiring connections of the custom cable. Begin by soldering a pair of banana plugs—red (positive) and black (negative)—to the leads at one end of a two-conductor wire. At the other end, attach a female coaxial jack, with the center conductor being positive.

Next make adapters for various jacks that you might want to plug the supply into (Fig. 2 shows a few examples). All the adapters have a male coaxial plug on one end for connecting to the female plug on the end of the banana cable, and some type of plug on the other end. For example, one adapter has a male coaxial plug, another a mini phono plug, and another a 9-volt battery connector. That way, anything that has a coaxial power jack, a mini-plug jack, or uses a 9-volt battery, can be powered quickly and conveniently.

The Amazing Micro-Car



Photo courtesy of Nippondenso America, Inc.

BY BILL SIURU

Learn about a working car that's as small as a grain of rice!

The latest in electronic manufacturing technology includes ultra-miniature components produced using semi-conductor processing, ultra-precision machining, and micro-machine technology. You might have seen motors, pumps, and other micro-machines in the news that were so tiny that they had to be viewed through a microscope.

Recently, Nippondenso Research Laboratories in Aichi Prefecture, Japan unveiled the world's smallest motor car. The Micro-Car, about the size of a grain of rice and shown in the photograph at the beginning of this article, was more than a "just for fun" project. Nippondenso uses it to demonstrate the potential of micro-machine technology for both industrial and medical applications. Re-

searchers also wanted to increase Nippondenso's capabilities in ultra-precision machining and semiconductor-processing technologies.

The Nippondenso "modellers" worked in 1/1000th scale to create a model of Toyota's first passenger car, the 1936 Model AA sedan. The grain-of-rice-sized car is 4.785-mm long, 1.73-mm wide, and 1.736-mm tall.

To appreciate the scale at which they worked, the stainless steel bumpers are 50-microns thin and 220-microns wide. The wheels, which turn, are 500 microns in diameter. (One micron equals 0.001 mm and, for comparison, a human hair is about 80 microns in diameter.)

The model was originally made of 24 separate parts—body, tires, spare tire, wheels, axle, bearings, headlights, rear lights, bumpers, step,

number plate, emblem, and so forth. The wheels, number plate, and emblem were made from a glass material and appropriate patterns were etched on them using semiconductor processing technology. To create the body, engineers first made a 1/24 scale model of an actual Model AA sedan. Then they recorded micro-level measurements using a three-dimensional measuring device so they could precision-machine the brass body with a tool called a "machining center."

The first model was "powered" by moving a magnet under the table. Not satisfied with that means of propulsion, the engineers put a tiny electric motor in the car. The 0.67-mm magnetic-type motor consists of five different parts, including a magnet

(Continued on page 78)

ANTIQUE Radio

We Hear From the Readers


BY MARC ELLIS

It's been a few months since we last opened the mailbag, so let's take a look at the current batch of letters and see what's on our readers' minds these days!

RADIOS & INFO WANTED

Let's start out with one from the "Oops!" department. In the December 1995 issue, I mentioned that reader Raymond Shetrone (2313 Harvard Ave, Ft. Meyers, FL 33907) was look-

ing for somebody to shed some light on an odd inscription found on the dial of his Philco 38-7 console. Ray wrote to point out that, in discussing the inscription, I had been referring to a photograph of the wrong dial—one from a "no-name" radio also in Ray's collection. Sorry, Ray! Anyway, I'm including the correct dial photo with this column. Can anyone identify the flamboyant cursive signature at the bottom?



Can anyone help Ray Shetrone identify the mysterious inscription at the bottom of the tuning dial for his Philco 38-7?

ing for somebody to shed some light on an odd inscription found on the dial of his Philco 38-7 console. Ray wrote to point out that, in discussing the inscription, I had been referring to a photograph of the wrong dial—one from a "no-name" radio also in Ray's collection. Sorry, Ray! Anyway, I'm including the correct dial photo with this column. Can anyone identify the flamboyant cursive signature at the bottom?

George J. Pitsakis (Vizantiou 22, N. Smirni, Athens 171-21 Greece) is working on a Hallicrafters S-40B that

frame and tapestry grille cloth).

Can someone supply information or documentation on a Commercial Trade Institute tube tester Model TC-20, a Control Radio Set C-845/U (Connecticut Tel. and Elect. Co.), and/or a Signal Corps BC-1306 receiver (Rauland Corp.)? If so, reader Brett A. Hoff (114 Griffin Rd., Ochlocknee, GA 31773) would like to hear from you. Malcolm Aldridge needs sources for vintage grille cloth and for schematics on antique battery sets. Contact him at 6200 Mohawk Trail, Milton, FL 32583.

"What is it?" asks Curt Wagner (431 W. Tiffin St., Fostoria, OH 44830). The recently acquired device seems to be some kind of a capacitor tester, says Curt, but that's only a guess. If you recognize the photo shown elsewhere in this article and can supply some information, please get in touch. Is someone out there into National ham equipment? John C. Dideum (38 Union St., Norristown, PA 19401) is looking for schematics and service information on the NC-33 and NC-173 transceivers.

Richard Nobrega (308 Wilson St., New Bedford, MA 02746) is interested in selling a microphone that's been in his possession for almost half a century. It's housed in a black cast-metal case, and the inscription "Supplied to Victor Talking Machine Co. by Radio Corporation of America" surrounds the mouthpiece. Anyone know the vintage and value of that piece? Brian Gosney (5501 9th Lot 27, Great Bend, KS 67530) seeks documentation and a source of parts for a Hallicrafters S-120.

Craig Sellen (Box 1038 RR-1 58-B, Waymart, PA 18472) has a large collection of hobby- and commercial-grade test equipment (the list is too long to print here) mostly for TV troubleshooting and repair. He needs documentation for all of it, so if you have data for that kind of equipment, drop him a line. Craig is also interested in selling his Webster-Chicago wire recorder and Sentinal 10-inch B&W TV, and could use some help figuring out the value of those items.

Do you know where to find a Squires Sanders Model SS1BS radio and/or manual? Contact Harry at 4845 West 107th St., Oak Lawn, IL 60453-5252. Turning our attention to the West coast, we have a request from Earl Dougherty (4675 El Carro Ln., Carpinteria, CA 93013-1306), who is looking for a Hammarlund HQ180AC (or similar) shortwave receiver.

PARTS/TECH ASSISTANCE

When Kevin Tekel (14 Cambridge, Dr., Warren, NJ 07059-6903) first tried his Hallicrafters S-38, it worked but hummed loudly. Then the stations faded out. He replaced the electrolytics and the hum went away—but the stations didn't come back. A professional antique-repair firm quoted \$150 to fix the set. Can anyone help Kevin diagnose the problem (he does have a schematic to work with) or suggest a more affordable way to get the set fixed?

Howard Fogle, Jr. (35 Wildwood Rd., Katonah, NY 10536) has a Jackson Model 648-1T tube tester, and would like to put it to work on his stock of old tubes. However, though


instrument used to produce those chilling sound effects in the science-fiction movies and psychological flicks of the early to mid 1940s.

Over the years, many Theremin construction projects have appeared in the popular electronic press. Reader Dave Eley (17294 58th Ave., Surrey BC Canada V3S 1K8) is in the process of building the one by Lou Garner from the April 1955 **Popular Electronics**. He has all the parts but the Miller #6905 oscillator coil. The coil is long obsolete, but if you happen to have one kicking around in your junk box, Dave would certainly love to hear from you.

Want to know more about the Theremin? Dave suggests writing



Loren Perkins is looking for more information on this interesting "G.M. Ashtray Radio."



"What is it?" asks Curt Wagner. If you know, please contact him!

the unit has settings to use with early tubes, an accessory test panel with proper sockets is required to plug them in. Howard would like to either find the panel or obtain its schematic so he can build a replacement.

Long-time readers of this column will remember the original RCA Theremin we restored in 1991-1992. Introduced by the legendary Russian inventor Leon Theremin, that was the

Barry Eso at the Theremin Enthusiasts Club, 1232 Alexandra Pl., Prince Rupert, BC, Canada V8J 3Y6 (e-mail: beso@cln.bc.ca).

1930's HAM RECEIVER

Here are a few pieces of mail related to our current column project: the 1930's ham receiver. David Goncalves (2 Overlook Circle, Milford, MA 01757) writes about a source for double cot-

ton-covered wire—a commodity that's both difficult to find and an essential material for those who desire to make authentic reproductions of old-time receivers. David suggests contacting MIDCO (P.O. Box 2288, Hollywood, FL 33022). MIDCO, a supplier of crystal-radio items, stocks double cotton-covered wire in 100-foot lengths (available in 20, 22, 24, 26, and 28 gauge). Prices are roughly in the \$3 to \$6 range.

Bob Davey sent along photos and data of two old-time regenerative receivers he built a few years ago. One was adapted from a couple of circuits found in Lindsay Publications reprints (see book reviews below), substituting JFET transistors for the tubes; the other is a recreation of "The 2-Tube Short Wave DX-ER" from the July 1934 issue of *Short Wave Craft*.

A front-view photo of the latter is included in this column. Bob simulated the look of a 1930's Bakelite or Vulcanite front panel by painting tempered Masonite with Rustoleum Black. (Thinking along the same lines, I had used Krylon gloss black spray over my set's plywood front panel.) I also noted with interest that, just as I decided to do, Bob used a grounded aluminum-foil shield on the back of the panel to reduce changes in tuning due to hand-capacity effects.

Bob's regen circuit uses two '30 tubes lit by a couple of alkaline "D" cells. The 45- and 90-volt plate supply

comes from a bank of ten 9-volt transistor batteries wired in series.

VINTAGE REPRINTS

Another interesting outcome of the 30's ham set series was a catalog and several sample books recently received from Lindsay Publications, Inc. (P.O. Box 538, Bradley, IL 60901-0538). The accompanying note from publisher Lindsay read, in part "... and I thought I was the only one who still loved vacuum tubes!"



Bob Davey's recreation of "The 2-Tube Short Wave DX-ER" from the July 1934 issue of *Short Wave Craft*.

The tag line on the front of the Lindsay catalog reads "Unusual technical books, past and present, of exceptionally high quality revealing skills and secret processes almost forgotten." And the catalog certainly lives up to that promise. Quickly flipping through its 64 lively and illustration-crammed pages, I discovered tomes on how to fix antique telephones, brew world-class beer, build a 40,000-volt induction coil, make neon signs, and even "How to Date Young Women for Men Over 35."

Of particular interest to readers of this column is the nine-page section on "Ancient Radio Apparatus." That section contains a good selection of modern works on old-time radio topics, but I found my eye drawn to the reprints of vintage books that just a

few years ago were virtually unobtainable.

From the wireless era, there are the Elmer E. Bucher classics *Wireless Experimenter's Manual* and *Vacuum Tubes in Wireless Communication*. From the 1920s, there are such charmers as H. Winfield Secor's *Loud Talkers—How to Build Them*, and Banning and Cockaday's *How to build your Radio Receiver*. Moving to the mid-1930s, we find Gernsback and Secor's *Official 1934 Shortwave Radio*


Manual and *Radio Builder's Manual* by Modern Mechanix.

I had a good time looking over the group of sample books that accompanied the catalog. They were all nicely reproduced on good-quality paper and sturdily bound, most of them between colorful covers of heavy, glossy stock. Of particular interest to me was the Banning and Cockaday *How to Build Your Radio Receiver*, which contains the article on which I based the "NBS Crystal Set" construction series that appeared in this column some months ago.

I also enjoyed the *Official 1934 Shortwave Radio Manual*, which is full of nostalgic circuits and articles. A large section at the back of the book provides schematics and technical data on many commercial shortwave

sets of the era. And hidden away at the very end, unannounced in the index, is a surprise modern insert by publisher T.J. Lindsay. In that very valuable piece, you'll find suggestions for scrounging parts to build the old sets, replacing tubes with modern solid-state devices, and coaxing the ancient regenerative circuits into life. Also included are a couple of Lindsay's favorite related articles from *CQ Magazine* and the *ARRL Radio Amateur's Handbook*.

I suppose you can't do a review of this kind without voicing at least one beef, so here's mine: I agree that the type-24 tube, with its pear-shaped globe and top cap, is quite neat looking, but that early-1930's device wouldn't be my first choice to illustrate the cover of Elmer Bucher's classic 1919 vacuum-tube "bible." Bye until next time! ■



Your Ticket To SUCCESS

Over 28,000 technicians have gained admittance worldwide as certified professionals. Let your ticket start opening doors for you.

ISCET offers Journeyman certification in Consumer Electronics, Industrial, Medical, Communications, Radar, Computer and Video. For more information, contact the International Society of Certified Electronics Technicians, 2708 West Berry Street, Fort Worth, TX 76109; (817) 921-9101.

Name _____
Address _____
City _____
State _____ Zip _____

Send material about ISCET and becoming certified.

Send one "Study Guide for the Associate Level CET Test." Enclosed is \$10 (inc. postage).

Circuit Circus

Simple Diode Circuits

BY CHARLES D. RAKES

The spotlight this visit is centered on the versatile and most-often used semiconductor ever produced—the diode. That small-in-size but large-in-importance device has found its way, in one form or another, into just about every electronic device produced today. So sit back, get comfortable, and we'll look over a few simple circuits using the diode.

BRIDGE RECTIFIER

A friend of mine whose hobby is building Tesla coils came by the other day complaining about the poor performance of the rotary gap in one of his creations. He had purchased a new heavy-duty, brush-type motor and had connected it to a Varaic (a variable AC transformer) for controlling the motor's speed. Unfortunately, the setup just didn't seem to operate as he expected. I asked if the motor had a built-in bridge rectifier or if he had added one. No was his response, so I suggested

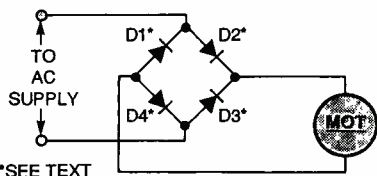


Fig. 1. Brush-type motors work best when fed using a bridge rectifier like this one.

PARTS LIST FOR THE BRIDGE RECTIFIER (Fig. 1)

D1-D4—Silicon diode, see text
MOT1—Brush-type motor, see text
Wire, solder, etc.

he connect one to his motor, as shown in Fig. 1. Doing that allowed his motor to run faster and cooler, and, as a result, his Tesla coil produced longer arcs and sparks.

If you look at the motor in most vacuum cleaners, hand grinders, hand drills, and other similar tools you'll see

that the majority use brush-type motors with built-in bridge rectifiers in a setup similar to that shown in the figure, and they all run better because of it. If your brush-type motor lacks that rectifier, you should add one, too. Just make sure to select silicon diodes whose current rating is appropriate for the rating of the motor.

SOUND-LEVEL LIMITER

Our next circuit, see Fig. 2, uses two diodes connected in parallel and back-to-back to clip and limit an audio signal. The circuit's audio output signal can never exceed 1.5-volts peak-to-

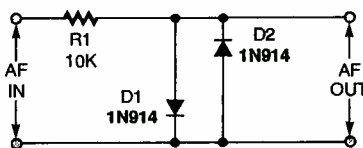


Fig. 2. This circuit clips and limits audio to safe levels.

PARTS LIST FOR THE SOUND-LEVEL LIMITER (Fig. 2)

D1, D2—1N914 silicon diode
R1—10,000-ohm, ¼-watt, 5% resistor
Wire, solder, etc.

peak. A similar circuit, usually two diodes connected as shown in Fig. 2 in a single two-lead package, is connected across your telephone receiver to protect your ear from dangerous sound levels.

TELEPHONE-IN-USE INDICATOR

Our next entry, see Fig. 3, uses two LEDs to indicate when a telephone is in use on a given line. When a telephone is off-hook (in use), a DC current flows through the lines lighting one of the LEDs. Two LEDs are used so that the circuit can be inserted in the line in either direction. Also, the two LEDs protect each other from

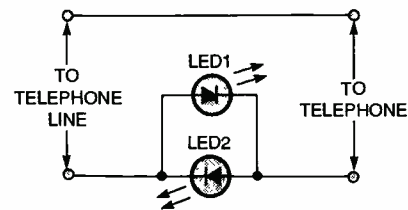


Fig. 3. This super-simple telephone-in-use indicator can be inserted in the line in either direction.

PARTS LIST FOR THE TELEPHONE-IN-USE INDICATOR (Fig. 3)

LED1, LED2—Light-emitting diode, any color
Wire, solder, etc.

reverse voltage when a ringing voltage is present. In most cases both LEDs will light when the phone rings.

DC/AC INDICATOR

Our next circuit, see Fig. 4, uses two LEDs connected in parallel and back-to-back in a DC-polarity or AC-indicator circuit. When the circuit is connected to a DC voltage greater than 3 volts, one of the LEDs will light indicating the polarity. Connecting the "A" lead to a positive source will light the red LED, LED1. If the "A" lead is connected to a negative source the green LED, LED2, will light.

If the circuit is connected to an AC

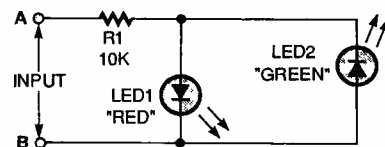


Fig. 4. Learn whether a voltage is DC or AC with this simple indicator. It will also tell you the polarity if a voltage is DC.

PARTS LIST FOR THE DC/AC INDICATOR (Fig. 4)

LED1—Light-emitting diode, red
LED2—Light-emitting diode, green
R1—10,000-ohm, ¼-watt, 5% resistor
Wire, solder, etc.

source, both LEDs will light. The value of R1 shown limits the maximum and minimum input voltage levels at which the circuit will operate. Never connect the circuit to a voltage that can produce a current of over 20 milliamps.

KICK-BACK VOLTAGE LIMITER

The next diode circuit, see Fig. 5, is used to protect the controlling device, symbolized as L1, in an inductive cir-

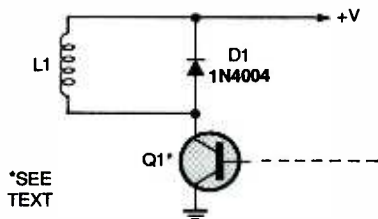


Fig. 5. To protect an inductive load against voltage kick-back, connect a diode across it as shown.

PARTS LIST FOR THE KICK-BACK VOLTAGE LIMITER (Fig. 5)

D1—1N4004, 1-amp, silicon diode
Q1—NPN transistor, see text
L1—Inductive load, see text
Wire, solder, etc.

cuit. When power is removed from an inductive load, such as a relay coil, a solenoid coil, or any similar inductive device, the energy stored in the inductor is released producing a high AC voltage across it. Unchecked, that excessive voltage can damage the controlling device. The diode, D1, connected across the inductor clamps the kick-back voltage and protects the controlling device from damage.

STEERING CIRCUIT

A steering circuit is shown in Fig. 6. If a positive 12-volt source is connected to the circuit's DC input, diode D1 conducts to close RY1. No current flows through D2 leaving RY2 open. If a negative voltage is applied, the reverse happens; diode D2 conducts,

PARTS LIST FOR THE STEERING CIRCUIT (Fig. 6)

D1, D2—1N4004 silicon diode
RY1, RY2—DC relay, 12-volt coil, see text
Wire, solder, etc.

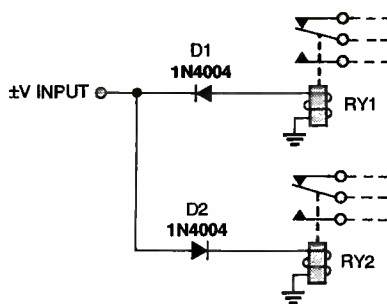


Fig. 6. When a positive voltage is input to the circuit, relay RY1 is activated; when a negative voltage is input, RY2 is activated.

closing RY2, while no current flows through D1, leaving RY1 open.

SIMPLE TEMPERATURE SENSOR

Do you need an inexpensive temperature sensor? Well, for occasional use, the one in Fig. 7 will do the trick.

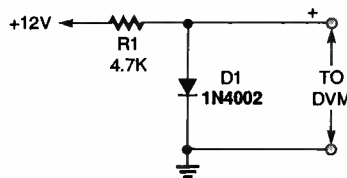


Fig. 7. While this temperature sensor might not be the most handy one to use, it is fairly accurate, and costs about a dime to build.

PARTS LIST FOR THE TEMPERATURE SENSOR (Fig. 7)

D1—1N4002 silicon diode
R1—4700-ohm, 1/4-watt, 5% resistor
Digital voltmeter, wire, solder, etc.

It takes advantage of the fact that the typical silicon diode's forward voltage drop varies about 2 millivolts per degree C. Set a digital voltmeter to its lowest DC voltage range and connect it across the diode as shown in the figure. Make up a chart that shows millivolts vs. temperature and record the meter's reading at different temperatures. It won't be the handiest electronic thermometer you have ever used, but it will serve as a fairly accurate indicator in a pinch.

DIODE-MATCHING CIRCUIT

Some diode-based circuits work best when all of the diodes are

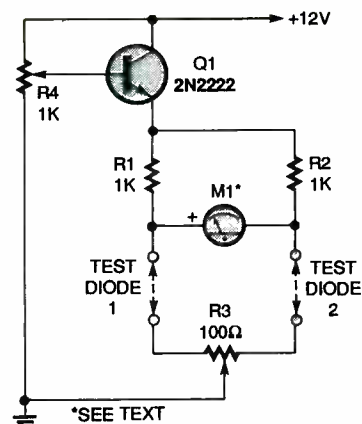


Fig. 8. If you need matched diodes for an application, this circuit can make short work of picking a suitable pair.

PARTS LIST FOR THE DIODE-MATCHING CIRCUIT (Fig. 8)

Q1—2N2222 NPN transistor
R1, R2—1000-ohm, 1/4-watt, 1% resistor
R3—100-ohm potentiometer
R4—1000-ohm potentiometer
M1—100-0-100- μ A, center-zero meter
Test terminals, wire, solder, etc.

matched. In light of that, let's wrap up this visit with a diode-matching circuit, which is shown in Fig. 8.

Here's how the matching circuit operates: A 2N2222 transistor is connected in an emitter-follower circuit that's powered by a 12-volt DC source. Potentiometer R4 sets the voltage feeding the diodes under test. Two 1000-ohm, 1% resistors, R1 and R2, make up two legs of a four-element bridge circuit. The diodes you want to test make up the other two legs. Potentiometer R3 is a fine-balance control. Meter M1 is a 100-0-100- μ A, center-zero unit.

Setting up and using the matching circuit is easy. Connect jumpers in place of the test diodes, set R3 to mid position, and set R4 to its maximum-voltage position (minimum resistance). Apply power and adjust R3 for a zero meter reading. Disconnect the power and set R4 to its minimum voltage position (maximum resistance) and connect two diodes in the test positions. Slowly increase the bridge voltage with R4 and watch the meter for any change. The diodes are perfectly matched if the meter remains at zero as the voltage is increased.

SCANNER SCENE

Not-So-Private Security Forces

BY MARC SAXON

Here's what we call a straightforward, no-nonsense, "meat-and-potatoes" desktop scanner: Radio Shack's PRO-2037. It has 200 memory channels and ample features to make it appealing to most scanner users, but is a notch less sophisticated than advanced receivers such as the recent PRO-2035 or the present PRO-2042. However, the PRO-2037 is also priced lower.

In addition to the 200 memory channels (set up in ten banks of 20 channels), there are also ten monitor memories to allow temporary storage of channels located during searches. Searches are done at 50 frequencies per second, while memory channels are scanned at 25 per second.

MHz is 40 dB. AM sensitivity in the VHF aeronautic band is 2 mV.

You can check out the PRO-2037 at your local Radio Shack store. It carries a price tag of \$329.

PRIVATE SECURITY

The combination of rising crime rates and stressed public resources has forced law-enforcement agencies to concentrate their efforts where they're needed most. That has often left thinned-out police coverage for other areas, much to the dismay of the folks in those residential and business communities. Private security forces have been hired by companies, malls, and neighborhoods to bridge the gap, guarding those properties from crime.

operate central-station alarm systems, trace missing persons, give polygraph tests, and accompany payrolls. They have many roles.

One of the things that communications hobbyists should know about private security forces is that they all use two-way radio. Their operations can be as professional-sounding and complex as many police departments. Their surveillance activities are no less filled with intrigue—and it's all there to monitor on a scanner.

Some private security companies are purely local, but others are national in their scope of operations.

The recent O.J. Simpson trial brought national attention to Westec Security, which is a major private security force in southern California. It's run as professionally as if it were a police department, which is why so many celebrities hire Westec to provide security for their luxurious homes. Westec operates on 859.475, 860.7875, and 957.3125 MHz.

Some large nationally operated security companies and their national frequencies include: the Baker Protective Service, on 151.625, 151.925, 154.57, 460.90, 460.975, and 460.9875 MHz; Burns International Security on 151.625, 154.60, 464.50, 464.55, 469.50, and 469.55 MHz; Pinkerton Security on 151.625, 151.955, 464.50, 464.55, 469.50, and 469.55 MHz; Wackenhut Corporation on 151.625, 464.50, 467.80, 467.90, and 469.50 MHz; and the Wells Fargo Company on 151.625, 464.55, and 545.50 MHz.

Generally speaking, the band between 460.8875 and 461.0125 MHz (in 12.5-kHz steps) is set aside for the exclusive use of private security companies that provide central-station alarm-monitoring services. When an alarm is triggered at a home, factory, warehouse, or office that they are monitoring, they will usually dispatch a mobile unit to the trouble spot. They



Radio Shack's PRO-2037 is a new desktop scanner that should appeal to most monitors.

The PRO-2037's frequency coverage is via NFM and AM modes on 30 to 54 MHz, 118 to 174 MHz, 380 to 512 MHz, and 806 to 960 MHz (minus the cellular bands, which cannot be user-restored). The PRO-2037's IF frequencies are 257.5 MHz, 21.4 MHz, and 455 kHz.

Selectivity at ± 10 kHz is -6 dB; at ± 20 kHz, it's -50 dB. FM sensitivity is 1 mV below 512 MHz, and 2 mV above 806 MHz. Spurious rejection at 154

While private security forces do not have police powers, they provide a uniformed presence that does produce positive results, and they can summon police. They patrol, and stand guard at entrances. As uniformed guards or plain-clothes detectives, they do security jobs that police won't handle. For instance, they perform employee-honesty and shoplifting checks, marital and credit investigations, and concert security. They supply bodyguards,

also dispatch service technicians to repair their alarm systems.

Worried that your local police are going to digital scrambling or trunked systems? Keep those agencies in mind because they use basic FM.

WHAT'S UP?

What with all of the recent space-shuttle activity, there has been some confusion about the mode used for the frequencies in the UHF aeronautical band. Some sources report FM, some AM, and there are those that list no mode.



Private security forces offer new listening opportunities to scanner owners.

Bill Simpson (Rancho Palos Verdes, California) was the most recent reader to write for a clarification. We can report personal reception of space-shuttle transmissions in that band using AM mode. The frequencies most likely to produce reception are 259.7 and 296.8 MHz. They are not very active, however. Most space-shuttle communications are on frequencies beyond the range of scanners.

Whatever shuttle reception might be possible on 259.7 and 296.8 MHz would certainly be helped by an externally mounted antenna cut for the UHF aeronautical band, aided by a preamplifier to boost the low signal levels. In actuality, more activity takes place in Russian on 265.355 MHz (NFM) mode. That might be related to the MIR space lab.

THIS 'N' THAT

A correspondent from Virginia writes to advise us that traffic helicopter pilots in the District of Columbia area have been monitored using 123.475 MHz for their personal chatter. That frequency isn't authorized for such use, but we have had recent reports from other areas of unauthorized chit-chat between pilots taking place on 122.775 and 135.975 MHz. Add those to the unauthorized long-term pilot babbling on 123.45 MHz and you can see a growing trend toward bending the FCC's rules. If you intend to tune in those frequencies, be warned that some of the traffic we have copied on the unauthorized "informal air-to-air" channels is quite salty.

Air-to-air pilot chit-chat is allowed on 122.75 MHz, with 123.025 MHz designated for helicopters.

Fred Atherton (Philadelphia, PA) asks how to scan in on the Amtrak Police. The best bet is to check out 161.205 and 161.295 MHz for those services in the Northeast Corridor. Also worth monitoring is the Conrail police on 160.68 MHz, with car-to-car operations on 160.56 MHz.


Reader P.N.F., of Indianapolis, Indiana, would like to know the frequency of the Midwest Tactical Training Institute, Mount Carroll, Illinois, and also the Internal Intelligence center in Milwaukee, Wisconsin. The Illinois frequency is 151.625 MHz, while the Milwaukee channel is 464.50 MHz. We suspect that there is an interesting story behind that request.

Paul Markowitz, of Florida, dropped us a card wanting to know about the telemetry tones that he sometimes hears around 458.125 MHz. Most likely, those are signals from highway call boxes. Call-box frequencies in that part of the spectrum include 458.025, 458.125, and 458.175 MHz.

UNTIL NEXT TIME

Keep us posted with your questions, comments, loggings, and photos. This column is as good as our readers make it, and we like to keep it the best. To do your part, please write to *Scanner Scene*, **Popular Electronics**, 500 Bi-County Blvd., Farmingdale, NY 11735. ■

You can Build Gadgets! Here are 3 reasons why!




BP345—GETTING STARTED IN PRACTICAL ELECTRONICS \$5.95

If you are looking into launching an exciting hobby activity, this text provides minimum essentials for the builder and 30 easy-to-build fun projects every experimenter should toy with. Printed-circuit board designs are included to give your project a professional appearance.


BP349—PRACTICAL OPTO-ELECTRONIC PROJECTS \$5.95

If you shun opto-electronic projects for lack of knowledge, this is the book for you. A bit of introductory theory comes first and then a number of practical projects which utilize a range of opto devices, from a filament bulb to modern infrared sensors and emitters—all are easy to build.



BP363—PRACTICAL ELECTRONIC MUSIC PROJECTS \$5.95

The text contains a goodly number of practical music projects most often requested by musicians. All the projects are relatively low-in-cost to build and all use standard, readily-available components that you can buy. The project categories are guitar, general music and MIDI.



Mail to:
Electronic Technology Today, Inc.
P.O. Box 240
Massapequa Park, NY 11762-0240

Shipping Charges in USA & Canada

\$0.01 to \$5.00.....	\$2.00	\$30.01 to \$40.00.....	\$6.00
\$5.01 to \$10.00.....	\$3.00	\$40.01 to \$50.00.....	\$7.00
\$10.01 to \$20.00.....	\$4.00	\$50.01 and above.....	\$8.50
\$20.01 to \$30.00.....	\$5.00		

Sorry, no orders accepted outside of USA and Canada. All payments must be in U.S. funds only.

Number of books ordered.

Total price of books..... \$ _____
Shipping (see chart)..... \$ _____
Subtotal..... \$ _____
Sales Tax (NYS only)..... \$ _____
Total enclosed..... \$ _____

Name _____

Address _____

City _____ State _____ ZIP _____

Please allow 6-8 weeks for delivery.

Making Noise About Noise

BY JOSEPH J. CARR, K4IPV

Recently, reader George Wroe, of Wroe Electronic Repairs in Maryland, wrote to me asking how 60-Hz noise winds up interfering with reception in the AM-radio band. That topic first came to my attention in the 1960s when a fellow teenage ham operator referred to the "scritch" he heard on the 75-meter ham band. In those days, most 75-meter operation used amplitude modulation, so it didn't take much in the way of noise to cause QRM (FM is essentially noise-free on strong signals, and SSB has a lot less sensitivity to noise than straight AM). So what is "scritch" and where does it come from?

First, let's look at what it's not. If you have a poorly designed DC power supply, a defective power-supply ripple filter, or any of several other defects, then it's quite possible to get either 60-Hz or 120-Hz hum in the output of the receiver. "Scritch" and other noise problems in that category arrive via the antenna line because, by the time you see them, they are bona fide (if undesired) radio signals.

The term "scritch" is basically a verbal description of what the noise sounds like. Tune between stations on the AM broadcast band, and you will most likely hear the noise. Indeed, you will hear it unless your QTH is a lot quieter than most, at least as far as radio noise goes.

"SCRITCHING" SOURCES

There are several sources of noise borne on the AC power lines. Normally, we think of the AC voltage and current waveforms as 60-Hz sinewaves (or 50-Hz in many overseas locations), as in Fig. 1A. If all power-line AC waveforms were pure sinewaves, then there would be no problem. But that's not how things work in the real world.

Many times an hour you will see high-voltage transient spikes on the AC waveform; that situation is shown

in Fig. 1B. Those spikes can be several kilovolts in amplitude, and last several microseconds. Some of them are generated by lightning strokes (not strikes) many miles away. Others are generated by machinery and load-switching equipment hooked to the lines.

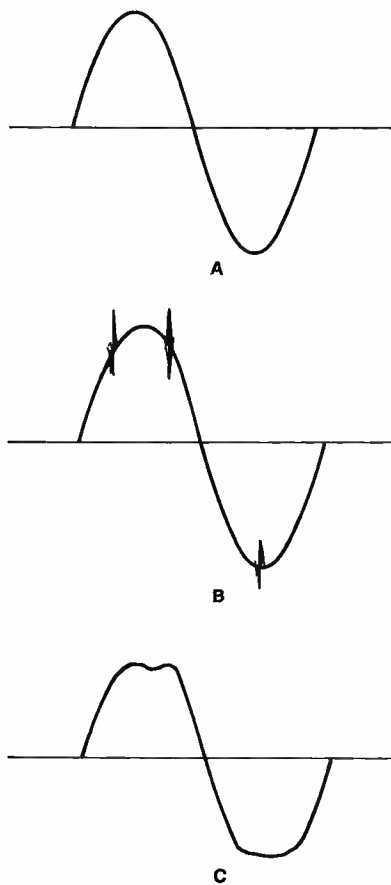


Fig. 1. A perfect sinewave is shown in A, one with high-voltage spikes in B, and a distorted sinewave in C.

In other cases, the normally sinusoidal AC waveform of Fig. 1A is somehow distorted as shown in Fig. 1C. All signals have what is known as a Fourier series, *i.e.* a fundamental sinewave of frequency f , and set of sine or cosine harmonics ($2f$, $3f$, $4f$. . .). If the waveform is a really pure

sinewave, then only the fundamental is present (f), but for all other waveforms, including distorted sinewaves, there will be harmonics present—and those harmonics can go quite high in frequency. Which harmonics (odd, even, both) are present, and how high they go, is a function of the exact shape of the waveform.

Another phenomenon seen is the fact that no signal in the real world has zero bandwidth. All real signals consist of the center frequency f_C , which is the frequency we are referring to when we say the station is operating on a specific frequency (e.g. 1000 kHz). But there are also upper and lower sidebands, as seen in Fig. 2, even on an unmodulated CW signal. In the case of an AM-broadcast station, where the audio frequencies can go as high as 5 kHz, the sidebands extend out from the carrier ± 5 kHz, so that a 1000-kHz signal will actually occupy the spectrum from 995 to 1005 kHz. The same thing is seen on 60-Hz signals induced from the AC power lines, but f_C is 60 Hz, and the noise sidebands are close to 60 Hz. The main frequency f_C and its sidebands form a little signal packet.

When the signal is translated into the higher frequencies as harmonics, the sidebands go with it and produce something like the highly stylized situation shown in Fig. 3. If you operate a receiver, it will have a passband that will take in some number of those harmonic signal-packets, and those are seen as valid signals by the receiver because they are well within the passband of the receiver!

The reason why the signals are heard in the MW and HF bands, even though the fundamental is far removed from those frequencies, is that the receiver is a very sensitive detector, and the harmonics are strong. Even if the harmonics are weak relative to the amplitude of the 60-Hz fundamental sinewave, the power levels (many

dozens of kilowatts) flowing in your home and neighborhood will cause even relatively weak harmonics to have high enough amplitudes to cause interference to sensitive receivers.

Another thing seen with regard to "scritch" is that the signal level tends to be affected by turning on and off appliances that don't, in themselves, cause the noise. That effect is due to changing the impedance of the AC power lines as the load changes.

There's not much one can do about most "scritch" unless there is a defective part somewhere. Sometimes, a loose tie wire or connection on the power pole is the cause of the problem. At my home there was a terrible "scritch" level when we first moved in. I complained to the power company, and after some initial skepticism they came out and repaired something or another up above the pole pig transformer outside my house.

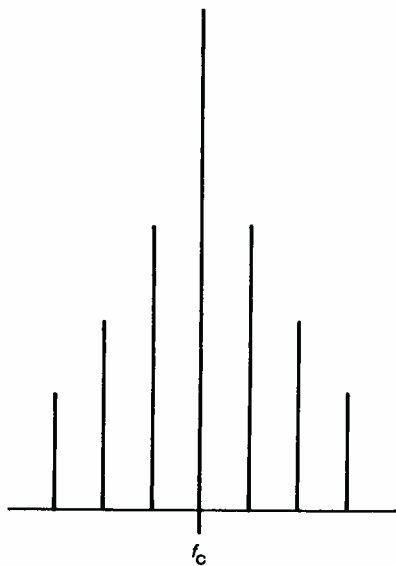


Fig. 2. Even a "pure" sinewave signal will have sidebands on either side of the center frequency (f_c), forming a small "signal packet."

Other types of problems sometimes seen are defective light switches, defective appliance switches, or defective thermostat contacts in electric heaters, fish tanks, etc. In some cases, the problem is loss of tension and dirt on the switch contacts. I cleared up one case of "scritch" a few years ago by replacing an ordinary light

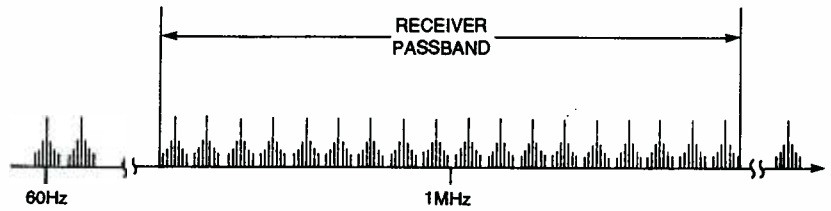


Fig. 3. When the signal is translated to a higher frequency, the sidebands that form the signal packet go with it. If the signal packet falls within the passband of the receiver, it will be treated as a valid signal.

switch in my home. In some cases, an L-C filter designed for electromagnetic-interference (EMI) suppression will help those problems, especially in the case of a particular appliance causing the problem. However, **make sure to use only those EMI filters rated for use on AC power lines!**

OTHER NOISE SOURCES

Figure 4 illustrates another problem sometimes seen—including in my own home. When we moved in, there were a lot of dimmer switches instead of regular light switches. Those cursed things came out the first month! They work by truncating the AC waveform. Let's look at that further: In Fig. 4A we see the regular AC sinewave, corresponding to "full on" or maximum brightness. Figures 4B and 4C show the waveforms associated with progressively dimmer settings of the switch. The problem is that those Triac/SCR-based dimmers distort the AC waveform, and thereby generate about a zillion harmonics (the sharper the waveform, the higher the harmonic content).

Still another problem is fluorescent lighting. If you doubt that, take an AM portable radio and move it close to a fluorescent lighting tube. The "hash" produced is a variant of "scritch." Sometimes it can be filtered with an EMI filter, but often not. Other sources of power-line-borne noise in your environment include electrostatic air cleaners, high-voltage power supplies, hair dryers, and a host of other things.

SOME APOLOGIES

It has long been my personal policy to answer as much mail as I can. Although I'm not perfect. I at least try to

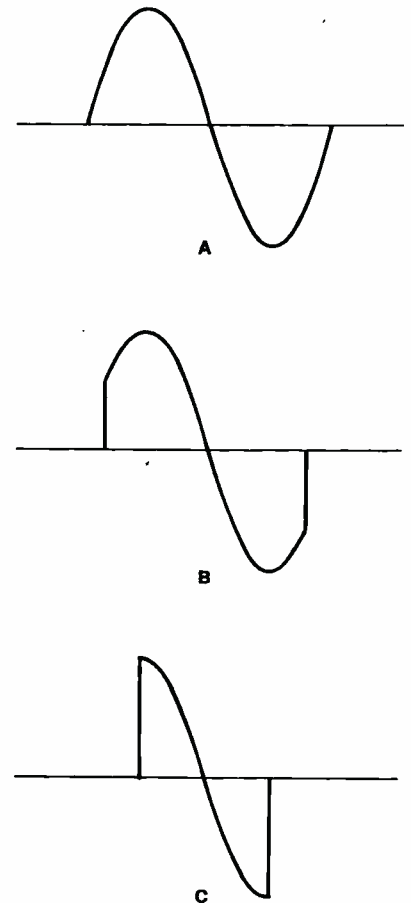


Fig. 4. SCR/Triac-based light dimmers are terrible noise producers as they do their job by taking a normal waveform (A) and truncating it (B and C).

answer all queries. For nearly a year, however, I was sick on and off, fell too far behind, and misplaced a few letters. I apologize if yours was one of the unanswered letters. If you've written a while ago and not heard back, please drop me another line. I can be reached by snail mail at P.O. Box 1099, Falls Church, VA, 22041, or by e-mail at CARRJJ@aol.com.

COMPUTER Bits

Sharing Win95

BY JEFF HOLTZMAN

My kids are Bill Gates' nightmare—and my headache. They have numerous DOS-mode games (e.g., Commander Keen, FIFA Soccer 96, etc.) that can run under Win95, but just don't do so very well. Fine, you say, just run them in MS-DOS mode. Sure, that's, an option, but that way they run slower than maple syrup on a moonlit night in Michigan. And as little patience as I have booting

and rebooting, 3-, 7-, and 10-year olds have even less.

In the years "BW" (before Win95), the kids' PC used to boot to a menu with several dozen choices of things to do, including various DOS-mode games, Windows, and the DOS command-line prompt. In keeping with the spirit of Win95, that menu was history. Spirit is one thing, however, and practicality another. Eventually it got to the

point where the menu had to be resurrected. But before discussing that, we need to discuss the Win 95 boot process to see how to make the proper system resources available in Win95's pre-GUI command-line mode.

BOOTING Win95

It's fairly widely known that you can boot a Win95 machine straight to a DOS prompt, and subsequently type

LISTING 1

```
@echo off
REM ***** Part 1: Display choices
:START
cls
echo.
echo.
echo A.  Designasaurus           N.  Amy
echo B.  The Playroom           O.  ABC
echo C.  Reading and Me        P.  Alphabet
echo D.  Math and Me           Q.  Animals
echo E.  Raptor                 R.  Clock Game
echo F.  FIFA Soccer 96        S.  Hangman
echo G.  Scorch                 T.  Mosaic
echo H.  Duke Nukem            U.  Play and Learn
echo I.  Duke Nukem 2          V.  _____
echo J.  Pinball               W.  Windows
echo K.  Commander Keen       X.  Exit to DOS
echo L.  _____           Y.  _____
echo M.  _____           Z.  Fix Screen
echo.
echo.

REM ***** Part 2: Get user input
choice /c:abcdefghijklmnopqrstuvwxyz /n "Choose one: "

REM ***** Part 3: Command dispatch
if errorlevel 27 goto Start
if errorlevel 26 goto DoZ
if errorlevel 25 goto DoY
if errorlevel 24 goto DoX
if errorlevel 23 goto DoW
if errorlevel 22 goto DoV
if errorlevel 21 goto DoU
if errorlevel 20 goto DoT
if errorlevel 19 goto DoS
if errorlevel 18 goto DoR
if errorlevel 17 goto DoQ
if errorlevel 16 goto DoP
if errorlevel 15 goto DoO
if errorlevel 14 goto DoN
if errorlevel 13 goto DoM
if errorlevel 12 goto DoL
if errorlevel 11 goto DoK
if errorlevel 10 goto DoJ
if errorlevel 9 goto DoI
if errorlevel 8 goto DoH

if errorlevel 7 goto DoG
if errorlevel 6 goto DoF
if errorlevel 5 goto DoE
if errorlevel 4 goto DoD
if errorlevel 3 goto DoC
if errorlevel 2 goto DoB
if errorlevel 1 goto DoA

REM else error . . .
goto start

REM **Part 4: Command processing

:DoZ
mode co80
Goto Start

:DoY
:DoX
Goto Start

:DoW
win
mode co80
Goto Start

:DoV
:DoU
C:
cd\kid\play
play
goto Start

:DoT
...

:EXIT
C:
cls
cd \
```


"win" to run Win95. To do so, get to a command line and go to the root directory of your C drive. Use the ATTRIB command to make the file MSDOS.SYS accessible, as follows:

```
C:\>attrib -r -h -s msdos.sys
```

Then open the file with a text editor. There is a section called Options; in it, you'll see a line that looks like this:

```
BootGUI=1
```

Change the '1' to a '0', which yields:

```
BootGUI=0
```

To prevent the Win95 logo from displaying, you might also want to add the following command:

```
Logo=0
```

Save the file, exit the DOS box, and restart Win95. It will come straight to a DOS prompt.

DRIVER PAINS

In the process of upgrading the kids' machine to Win95, one of my goals had been to eliminate all so-called real-mode drivers—the things we used to run in CONFIG.SYS and AUTOEXEC.BAT. Unfortunately, you won't have access to your CD-ROM or other devices that Win 95 (in GUI mode) normally provides. The solution is to add the old real-mode drivers back to CONFIG.SYS and AUTOEXEC.BAT. One step forward, one step back.

In practice, that meant removing the REM statements that preceded the statements in the boot files that loaded the drivers for the SCSI controller, CD-ROM driver, and MSCDEX.EXE. The downside of that approach is that the drivers remain in memory, even when running Win95 GUI mode (from the menu), even though Win95 substitutes its own drivers in GUI mode.

With all the old drivers back in place, the old DOS games now worked as they should. But what about running Windows? Doing so is easy, and works just like it used to. Just type "win" and press Enter.

The real trick is getting out of

Windows and back to the command line. The Shut Down option of the Start Menu brings up a dialog box with four choices, none of which is what we want—or so it seems. The trick is to select "Shut Down The Computer." When the Win95 GUI boots automatically, selecting that option essentially leaves the computer disabled. But if you run Windows from the command line, the same bitmap appears, saying "It's OK to shut off the machine now."

What's not widely known is that, at that point, you're back in command-line mode again. It's just that the video hardware needs to be reset. Doing so is easy, just enter:

```
mode co80
```

Then the familiar C:> prompt returns.

Now we're ready to look at the kids' menu program; a simplified version of it appears in Listing 1, a batch file called KIDS.BAT, which incidentally is called at the end of AUTOEXEC.BAT.

THE MENU PROGRAM

The program consists of four parts: menu display, user input, command dispatch, and command processing.

1) The menu display simply clears the screen and displays the valid choices.

2) User input uses the CHOICE command available in DOS 6.0 and later to get a keystroke from the user. The "/c" parameter lists valid choices, in our case, any letter from a to z. The "/n" parameter says not to display the choices in the prompt. The prompt is the quoted string at the end of the line. After the user presses a key, CHOICE sets the DOS ErrorLevel according to its position in the list of valid choices. For example, if the user presses the key corresponding to the first choice in the list, ErrorLevel is set to 1. If the user presses the 26th key, ErrorLevel is set to 26. The choice is not normally case sensitive, although you can make it so with another command-line parameter ("/s").

3) The command dispatcher then checks for a valid selection, a number from 1 to 26, and then issues a GOTO to the proper procedure for executing that command. It checks in reverse

order because the IF statement in DOS's batch language really checks for the greater-than-or-equal-to condition. That's why we check for 27 at the beginning of the command-dispatch routine. Anything greater than or equal to 27 is an error, so we just redisplay the menu and allow the user to make another choice.

4) There are 26 command-processing routines; we only show a few to give you a flavor of how they work. Typically what happens (as shown in choice U) is that we change drives, change directories, run the application, and then redisplay the menu. There are a few exceptions. For example, after running Windows (choice W), we issue the mode command that resets the screen. Choice Z allows the user to reset the screen manually. Choice X returns the user to the root directory of the C drive and terminates the batch file. All unused choices simply have a "goto start" statement. That makes it easy to add additional applications to the menu program later.

There you have it. It's not the most elegant solution, but it works. I'd rather not run real-mode drivers in my 32-bit operating system—but the kids are happy, and that's what counts. ■



MULTIMEDIA on the PC!

What is Multimedia? What can it do for you? It can do lots of nice things! This 184-page book helps you create your own multimedia presentation.

Multimedia applications by people like you can revolutionize educational and business applications as well as bring more FUN, FUN, FUN into your leisure computer activities.

Mail coupon to:

Electronics Technology Today, Inc.
P.O. Box 240
Massapequa Park, NY 11762-0240

Please send me my copy of *Multimedia on the PC* (PCP120). I enclose a check or money order for **\$18.95** to cover the book's cost and shipping-and-handling expenses. NY state resident must add local sales tax.

Name _____

Address _____

City _____ State _____ Zip _____

All orders must be paid in U.S. funds only. Sorry, no orders accepted outside of USA and Canada. Please allow 6-8 weeks for delivery. MA02

Think Tank

Circuits Revisited

BY JOHN J. YACONO
TECHNICAL EDITOR
WINDOWS MAGAZINE

This month we'll look at letters dealing with requests and prior columns. As promised, I'll also continue our discussion on members of the capacitor family, this time looking at aluminum electrolytic units.

With its key characteristic, capacitance, based mainly on geometry, the capacitor has presented a challenge to circuit miniaturization. One significant advance reducing the size of large capacitors was the development of electrolytic capacitors. The most popular of those is the aluminum electrolytic, which has an anode that is coated with an extremely thin layer of aluminum oxide.

Aluminum oxide is a fantastic dielectric. The coating can be made very thin, thus reducing the theoretical size of the capacitor. And remember: As the distance between the plates decreases, the capacitance increases, so not only does the coating save space, it enhances capacitance by way of geometry. The great dielectric properties of the oxide combined with the thinness of the coating allow for larger values of capacitance than would otherwise be possible in the same space.

The cathode consists of a porous spacer saturated with an electrolytic solution. That structure sacrifices some of the thinness of the layer; however, the cathode offers other benefits. For example, because it will conform to the shape of the oxide film, etching the film's substrate increases the surface area of both plates. That boosts capacitance further.

There is a drawback to that configuration, however: The oxide layer breaks down if charged in the wrong direction, making aluminum electrolytics only suitable in DC applications as polarized capacitors. To get around that, the electrolytic can be sandwiched between two oxide-coated plates to form a non-polarized electrolytic capacitor.

As with the other capacitor types we've looked at, aluminum electrolytics have certain limitations. There's a limit to how much voltage they can take, topping off at 450 volts. Also, their tolerance is poor, ranging as high as 75%.

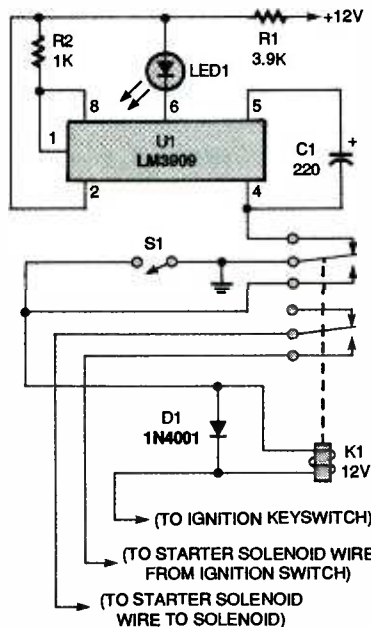


Fig. 1. Combining two functions in one, this circuit is both a passive cut-off device and a fake car alarm. Closing S1 with the key in the run position disables the flasher, and allows the car to start.

The good taken with the bad, aluminum units are ideal for power-supply filtering and other applications where you need to store high amounts of energy to be delivered quickly. Also, the non-polarized units can be put to good use as AC couplers in low-fidelity audio circuits to pass large signals. They can also be used as inaccurate, long-duration timing capacitors.

And now, on to the letters!

PARTS ARE PARTS

In the November 1995 installment of *Think Tank*, Fig. 1 contains a 74LC14 IC. After contacting several major electronic-parts distributors, I

have been told that part is not available, nor is a cross reference known.

Please help.

—Bernie Belkoski, Vicksburg, MI

No problem. In this case, any 74xxx14 will work. The letters indicate the technology of the chip, and with just a few exceptions, 74xxx14-series chips with identical digits but of different technologies perform the same function. Because the circuit is battery powered, you'll probably want to go with a low-powered Schottky (74LS14) or advanced low-powered Schottky (74ALS14), but a 7414, 74S14, or other variants will work in this circuit.

STOPPED SHORT

Along comes a circuit that I can and want to use, and it's obviously wrong! Frustration. Can you help me? The circuit labeled Fig. 1 in the November 1995 issue has S1 in the wrong place. I can figure that one out and correct the schematic, but what about the diagram as it relates to the IC? Is that correct?

Would you be so kind as to send me a correct drawing of the circuit so that I can build it for my '95 Eagle Vision? Thanks for your help.

Oh, and by the way, your column is the best part of **Popular Electronics**, and something I read first with each issue.

—Thomas A. Burns, Arcata, CA

The high-voltage circuit in Fig. 1 of the November 1995 issue looks okay to me. Assuming you might be referring to the January 1996 issue, which featured automotive circuits, read the following two letters. If I'm wrong, send me a letter and we'll discuss it further.

FLASH IN THE PAN

In the January 1996 issue of **Popular Electronics**, page 62 contains a "Flasher Start System." The relay of that circuit will not latch. To get the circuit to work, the ground connection to the top set of relay contacts

should be between the contacts and the switch (the correction is shown in Fig. 1 here). The lower set to the solenoid circuit is okay. As a suggestion, I would locate switch S1 in a concealed area, like under the dash.

Hope this can be of help.

—Roger W. Hamel, Cedarville, MI

Thank you very much for your help. In fact, there's another problem with the printed version of the circuit now that I look at it. In the original issue, LED1 is upside-down, too; that's also been corrected in Fig. 1. Mr. Herbert Bryon, the circuit's contributor, is not to blame though. The error crept in during the artwork's preparation for publication.

SEEING THE LIGHT

I believe I have found a mistake in your schematic and text in the Jan 1996 column. It is impossible for the circuit to work as illustrated in Fig. 4 of that column. The low beams would be connected to ground through K2's coil! I've enclosed a corrected circuit (shown here as Fig. 2).

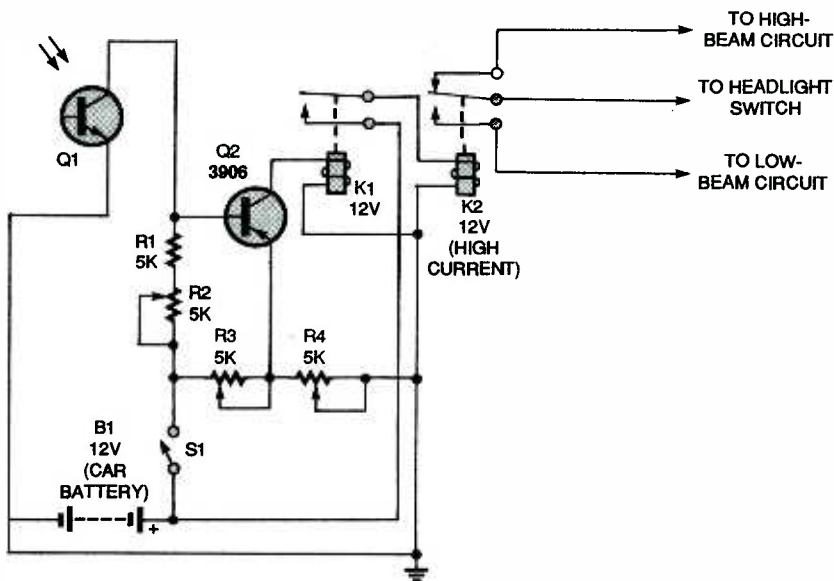


Fig. 2. Do you want maximum illumination from your headlights without disturbing on-coming drivers? This circuit will switch from your high beams to your low beams when cars approach.

—Nate Morrison, Fargo, ND

You're absolutely right. The circuit wouldn't work as originally shown. Thanks for your modification.

NUMBER SHIFT

I was hoping the error in Fig. 3 of the January 1994 issue was recog-

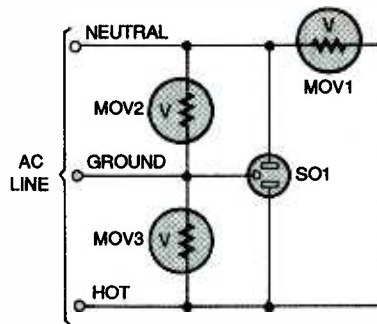


Fig. 3. This configuration of three MOVs provides excellent protection against power surges.

nized and shared in a subsequent issue, but I've searched to no avail. The schematic shows two pin-12 designations for the 556 timer. Which one is correct, and what's the number of the other pin that's wrong? Thank you very much.

—John M. Rico, Canoga Park, CA

The pin in error is the one connected to pin 3. That "pin 12" should be labeled pin 13.

SURGING AHEAD

On page 76 of the November 1995 issue you printed the suggestion by

is afforded by three MOVs.

In my circuit (shown here in Fig. 3), I tucked three MOVs into the junction box to protect an old XT clone. But I purchased an Isotel to protect a 486. I consider the latter, despite its price, a good investment.

—Dr. David F. Siemens, Jr., Mesa, AZ

The three-MOV circuit is definitely better than the two-MOV design. If MOV1 or MOV3 fails completely, permanently shorting to ground, they will trip a house circuit breaker or fuse, indicating the problem. However, if MOV2 shorts, it will compromise the house's grounding system. I would add a fast-acting fuse (like a Pico II) in series with MOV2 component to prevent that problem.

THE LED BLUES

My name is Jeff Stewart and I need advice on astable multivibrator timer chips. Back in 1975 when I was in high school they came out with the LM3909 LED oscillator chip. I immediately etched a small printed-circuit board for the LED, capacitor, and chip for a school project and put the circuit in a small plastic box with an alkaline D battery. After building a couple of those blinkers, I wanted to build something more advanced. When the blue LED came out a couple of years ago I tried to use the LM3909 to flash a blue LED, but I could not get the four volts it required to start it. So I used an LM555 circuit and a 6-volt power supply to run the blue LED, but I found out that the LM555 has an inverted output; it is normally on when it should have a normally off output.

To fix the inverted output, I put a PNP transistor with its base junction between Vcc and the 555 output and the collector from LED and ground. That worked better but it still was complicated and drained the battery too fast because it had a lot of idle current and too long a duty cycle. What kind of timer chip can do that job better.

Thank you.

—Jeff Stewart, Shelbyville, IN

You could try a TLC555. Also, you could use a FET in place of the bipolar transistor. I don't know what kind of circuit you're using, but if it suits your purpose, the TLC555 can source current to the LED, allowing you to dispense

William B. Hopf, Jr. that a single MOV be connected across the power leads to protect a computer or other electronic equipment against line spikes. Unfortunately, damaging spikes might occur not only between the hot and neutral leads, but also between those and ground. Hence superior protection

with the transistor entirely. Another alternative is to go back to your LM3909 circuit but place a transistor between the LED and the chip output to draw sufficient current through the LED.

AC POWER CONTROLLER FOR VCR

I am desperately trying to locate a circuit that I believe was in *Think Tank* about two years ago. At that time I viewed the schematic and read the article, but thought that I would never have the need to use it. The circuit had a Triac that provided 120 volts to the TV whenever audio and/or video was present at the audio or video output jacks on the VCR. That ensured that

help electronics enthusiasts everywhere to be creative and save a lot of money in the process.

—Gary W. Stanford, Merced, CA

Sorry, I performed a search of *Think Tank* letters going back to 1991 for a video circuit including a Triac to no avail. However, I did find a video-signal detector that activates a relay (see Fig. 4). It first appeared in the December 1994 *Think Tank*. Negative video is clamped to ground by D1, while frame markers charge C1, eventually clamping K1 via Q3. As long as you are using the RF output of the VCR for the TV—because the TV doesn't have a remote, it probably doesn't have a direct video input either—that should work.

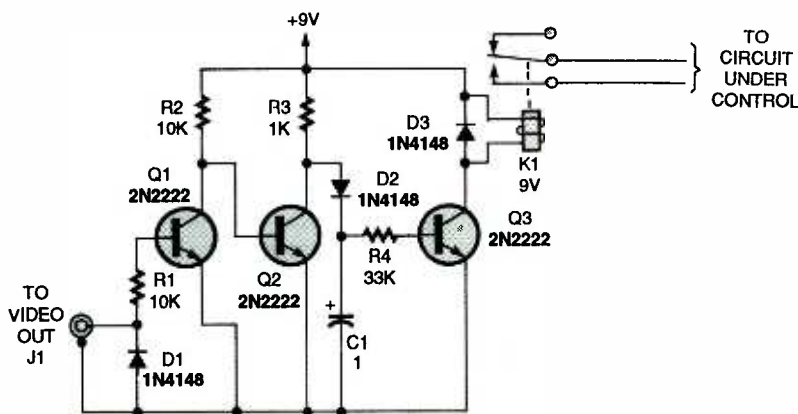


Fig. 4. This circuit activates relay K1 when a video signal is detected, making it desirable to those with remote-controlled VCRs but manual TVs.

the TV would get AC power whenever the VCR was turned on and turn off the TV shortly after the VCR was turned off.

I recently purchased a VCR that has a TV tuner built-in. I quickly discovered that my new VCR could easily replace the cable box, which I was renting from my local cable company. It works well, but does have one very annoying problem. The VCR does not have an AC Power Jack in the rear that is needed to turn on my TV whenever the VCR is turned on. That might sound unimportant, but it gets frustrating turning the VCR on by remote control, and still having to manually turn the TV on and off.

Please reprint your previous article along with my letter so that it might

OOPS!

Am I number 10,000 to say that you must have meant "dielectric" and not "electrolytic" in your tutorial on capacitors on page 76 of the November 1995 issue? Of course, there are electrolytic capacitors too, but they work differently than the dry types you were discussing in your column.

Best wishes.

—Keith Kunde, Independence, OH

Actually, besides me, you're the only one that caught it. You got me before I had a chance to mention it in print myself. Thanks for bringing it up. Sorry for the error, folks.

That's all for now. Until next time, write to *Think Tank*, **Popular Electronics**, 500 Bi-County Blvd., Farmingdale, NY 11735. ■

Plant Trees for America™



Trees increase property values, and make our homes and neighborhoods more livable.

Trees provide food, shelter, and nesting sites for songbirds.

Trees help conserve energy. They cool our homes and entire cities in the summer, and slow cold winter winds. Shade trees and windbreaks can cut home utility bills 15-35%.

America needs more trees

The United States has lost a third of its forest cover in the last 200 years.

Our towns should have twice as many street trees as they have today.

We need more trees around our homes and throughout our communities. We need more trees to protect our farm fields and our rivers and streams. To provide wood for our homes and a thousand products we use every day.

10 Free Trees

Ten Colorado blue spruces, or other conifers selected to grow in your area will be given to each person who joins the Arbor Day Foundation.

Your trees will be shipped post-paid at the right time for planting in your area, February through May in the spring or October through mid-December in the fall. The six to twelve inch trees are guaranteed to grow, or they will be replaced free.

You will also receive *The Tree Book* with information about tree planting and care.

To become a member and to receive your free trees, send a \$10 membership contribution to **Ten Blue Spruces, National Arbor Day Foundation**, 100 Arbor Avenue, Nebraska City, NE 68410.

Join today, and plant your Trees for America!

 **The National Arbor Day Foundation**

S
K
Y
V
I
S
I
O
N

 **Skyvision® . . .**



Wants you to have

The World's Premier Satellite TV Buyer's Guide!

Complete product line-up for:

18" - 36" DBS systems, parts,
accessories & programming

- DBS
- C-band
- Ku-band

Actuators, LNBS, Receivers,
Tools, Accessories, and more!



Satellite TV products at discount prices

4' - 24' C/Ku systems, parts,
accessories & programming



Call Now for Your:

- FREE, Full-Line Catalog and Buyer's Guide**
- Discount Flyer. Loaded with discontinued and return items, antiques, plus widgets and gadgets galore!**

800-334-6455

 **Skyvision, Inc.** • 1048 Frontier Dr. • Fergus Falls, MN 56537

• International: 218-739-5231 • Fax: 218-739-4879

ELECTRONICS LIBRARY

Advanced Electronic Projects for your Home and Automobile

by Stephen Kamichick

Aimed at experienced hobbyists as well as electronic technicians and engineers, this book contains a wealth of useful, feature-laden projects. Each one includes a detailed description of the circuit, and many include printed-circuit-board patterns. All parts are readily available, and all the projects have been thoroughly tested by the author. Building the projects provides valuable experience in the field of advanced electronics, and yields practical devices for use in the home and car.

The book is divided into four sections. The first covers active filters, and includes advice on active-filter design as well as a PLL notch filter, a signal-processing system, and a wide-

band notch filter that you can build. Part Two describes a complete home surround-sound system, including a stereo pre-amplifier, a surround-sound decoder, a stereo power amplifier, and speakers. A discussion of sound and acoustics is also presented. The third section features bipolar power supplies, an infrared remote control, a DC-motor-speed control, an electronic scorekeeper, and a brain-wave monitor. Part Four contains automotive projects, such as an anti-theft system, a back-up battery, a digital voltmeter, and a power inverter that converts the car's battery voltage to household current.

Advanced Electronic Projects for your Home and Automobile costs \$18.95 and is published by Prompt Publications, 2647 Waterfront Parkway, East Drive, Indianapolis, IN 46214-2012; Tel. 800-428-7267 or 317-298-5710; Fax: 317-298-5604.

CIRCLE 95 ON FREE INFORMATION CARD

CONVERTER SHORT FORM CATALOG

from Conversion Devices, Inc.

This 12-page catalog provides complete information on Conversion Devices' complete line of 1-watt to 300-watt DC/DC converters. Quick selection guides make it easy to find the right standard product for your application. The catalog provides specifications on more than 700 "off-the-shelf" models, more than 15 new product families, ultra-wide input DC/DC converters, and distributed power DC/DC converters (up to 54 W/IN³).


The Converter Short Form Catalog is free upon request from Conversion Devices, Inc., 15 Jonathan Drive, Brockton, MA 02401; Tel. 508-559-0880; Fax: 508-559-9288.

CIRCLE 96 ON FREE INFORMATION CARD

ZEN AND THE ART OF THE INTERNET: 4TH Edition

by Brendan P. Kehoe

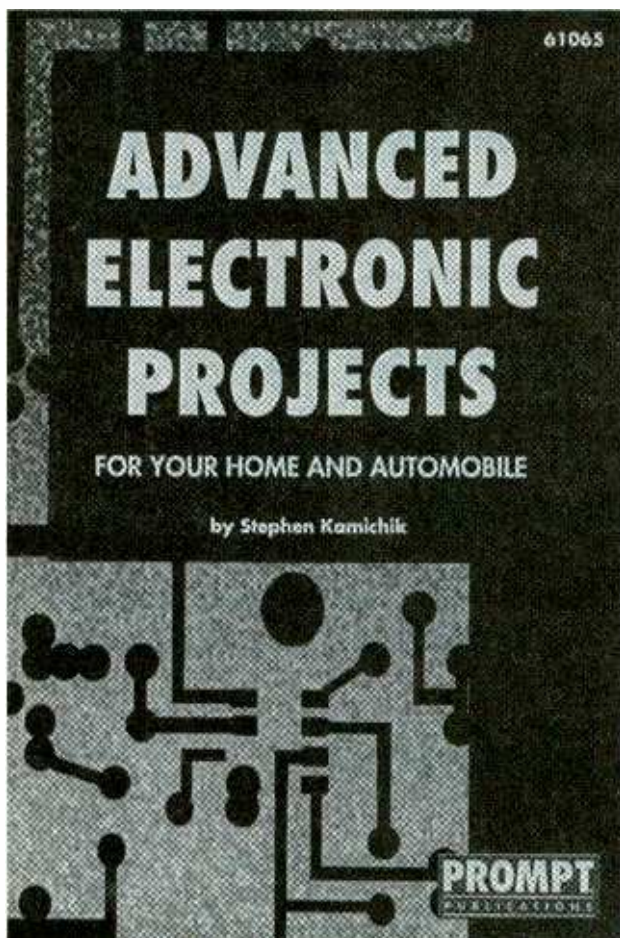
This classic beginner's guide to the Internet has been completely updated to reflect the dramatic changes that have been taking place recently. It includes new coverage of the World-Wide Web and the HTML language used by Web documents. The book provides fully updated coverage on just about everything a newcomer needs to know about, such as e-mail, "netiquette," downloading files, Usenet, and commercial services on the Internet. The fourth edition also contains information on keeping children safe on the Internet.



The book takes a friendly, non-technical approach. It shows you the lay of the land of the Internet "neighborhood"—the backroads, the personalities, the hangouts, the history, and the social mores—to help you feel comfortable in Cyberspace.

Zen and the Art of the Internet costs \$23.95 and is published by Prentice Hall, 1 Lake Street, Upper Saddle River, NJ 07458; Tel. 800-383-2419; Fax: 201-236-7141; e-mail: corpsales@prenhall.com.

CIRCLE 97 ON FREE INFORMATION CARD



There's No Easier Way to TROUBLESHOOT AND REPAIR Your Electronics!



It's easy, fast and rewarding to do it yourself with the **Electronics Repair Manual!**

- TVs/VCRs
- Hi-Fi Stereo Amplifiers
- Turntables
- Speakers
- Shortwave Radios
- Camcorders
- Tape Decks
- CD Players
- Walkmans
- AM & FM Receivers
- PC Systems
- Automobile Sound Systems
- PC Peripherals
- Telephone Systems
- Fax Machines
- Electronic Home Appliances



- 900-PAGE, MODULAR FORMAT MANUAL
- TROUBLE ANALYSIS FLOWCHARTS
- SCHEMATIC DIAGRAMS
- HANDS-ON, DETAILED, TROUBLESHOOTING INSTRUCTIONS
- "HOW TO" PRIMER FOR TEST EQUIPMENT SUCH AS OSCILLOSCOPES, FREQUENCY COUNTERS, AND VIDEO ANALYZERS
- SAFETY PRECAUTION CHECKLISTS
- COMPREHENSIVE REPLACEMENT PARTS LISTS
- PREVENTIVE MAINTENANCE TECHNIQUES
- DIRECTORY OF MANUFACTURERS

Keep Your Skills Up-to-Date!

The Electronics Repair Manual will be a valuable reference for years to come. Supplements, each containing 140 pages, add new repair projects, valuable insights into new technologies, diagnostic and repair techniques, and more schematic diagrams into your manual. Just \$35 each plus shipping and handling. Supplements are sent 4-5 times a year and are fully guaranteed. Return any supplements you don't want within 30-days and owe nothing. Cancel anytime.

30 Day Free Trial Order Form

Yes, Please rush me my copy of Electronics Repair Manual for only \$59.95 (I may take \$10 off the price when I enclose my check or credit card authorization with my order within the next 30 days. Plus, I get free shipping and handling!) I understand that if I am not satisfied I may return the book within 30 days for a full 100% refund of the purchase price.

My payment of \$59.95 is enclosed (\$49.95 when ordering with-in the next 30 days.)

VISA MasterCard Check enclosed.

Optional express delivery (available in U.S. only). Enclose an additional \$10.00 and we'll guarantee delivery within 5 business days from receipt of your order (prepaid orders only).

Credit card no.

Expiration Date Daytime phone no.

Signature

Bill me later for \$59.95 plus \$6.50 shipping and handling, subject to credit approval. Signature and phone number required to process your order. P.O. Box addresses must be prepaid.

Mr./Mrs./Ms. _____

Company _____

Address _____

City _____ State _____ Zip _____

Shipping and handling to Canada, \$10 (U.S. currency); Overseas, \$15 (foreign orders must be prepaid); CT residents add 6% sales tax. Supplements will be sent 4-5 times a year on a fully-guaranteed, 30-day trial basis. They may be cancelled at any time.

MAIL TO: WEKA Publishing, Inc. 32249
1077 Bridgeport Avenue, Shelton, Connecticut 06484

1-800-222-WEKA FAX: 1-203-944-3663

May 1996, Popular Electronics

MICRO-CAR

(Continued from page 60)

and core. The motor's windings use a thousand turns of 18-micron-thick copper wire. The motor operates on 3-volt, 20-mA AC at a speed of 600 rpm. Power is transferred to the car via wires in the roof. In the future, power could be supplied via a microwave setup and the researchers are also thinking about adding air-conditioning!

Installing the working motor required a new thin-wall body. First the body was made of aluminum alloy, which was plated with nickel. Then, the aluminum was removed using an advanced melting process leaving a 30-micron-thin nickel-body shell. Gold plating was added for decoration.

Nippondenso's feat of engineering was acknowledged by an entry in the 1995 issue of the *Guinness Book of Records*. The project also was awarded one of its "World Record Certificates" for the world's smallest motor car. ■

TOROIDAL TRANSFORMERS

(Continued from page 56)

turn, causing excess heat and damage to the transformer.

Summary. The ideal transformer, which introduces no additional losses or voltage drops in the circuit, was characterized by MIT in 1943 as follows: It would have no losses due to winding resistance and perfect coupling so there is no leakage flux. The core would have infinite permeability so there would be no saturation. It would also have infinite resistivity and therefore no hysteresis or eddy-current loss. The core B-H curve would be a vertical line through zero so it would not take any mmf to produce the flux. Finally, there would be no winding capacitance.

While far from that ideal, the toroidal transformer does a better job of reducing those losses to their minimum practical values than any other production core form. Why not try to use one in your next project? ■

BALL LEVITATOR

(Continued from page 52)

globe and find a good distance until the globe "levitates." Adjust the distance of the gap with potentiometer R6 and note how the floating globe moves up and down.

You might notice the globe is bouncing insanely. Adjust potentiometer R2 to correct such an instability.

If you use the Levitator in a bright room, the sensor might become overloaded. That will result in the Levitator occasionally dropping the globe. To correct that problem, simply dim some of the room lights.

Once you have the unit working, you might feel the suspended globe vibrating very rapidly and almost buzzing. That is actually a 60-Hz power hum caused by the room lights. The intensity of an incandescent light is not constant and carries a 60-Hz component, which the sensor picks up. Such a vibration should not affect stability, but can be annoying. To totally eliminate the problem, operate the Levitator in a room with only natural light.

That should just about do it. Go ahead and experiment with the unit, maybe trying different-sized metal globes. And don't forget to show the Levitator off to your friends, they will be impressed and think that you are a genius. If you have any problems getting your system to be stable, or any other problems at all, feel free to contact the author via e-mail at 75104.3104@compuserve.com. ■

"YOUR FREE CATALOG KNOCKED MY SOCKS OFF"

We get that sort of comment all the time. People are impressed that our free Consumer Information Catalog lists so many free and low-cost government booklets. There are more than 200 in all, containing a wealth of valuable information.

Our free Catalog will very likely impress you, too. But first you have to get it. Just send your name and address to:

**Consumer Information Center
Department KO
Pueblo,
Colorado
81009**



A public service of this publication and the Consumer Information Center of the U. S. General Services Administration

PC POLLER

(Continued from page 44)

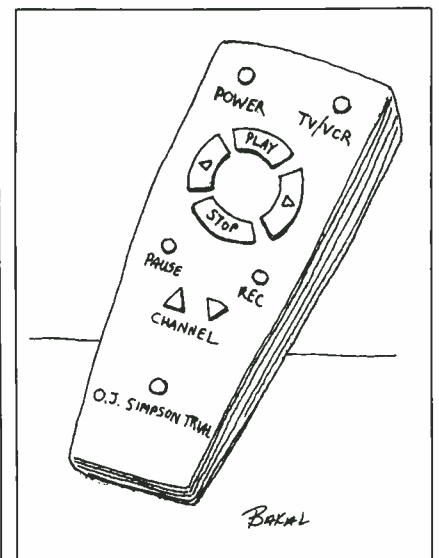
Therefore, we can address the proper array element by changing line 34 to read

$$34 \text{ k}(((i - 1) \times 81) + ((j - 1) \times 9) + k) = 1$$

From that formula we can readily see that as many as 81 individual switches can be scanned with just a single control board.

The remainder of the software modifications are up to you and depend on your individual application. You have to decide how you would like to store and/or display the results of the k array.

To use the security application, you will also have to make a simple hardware modification. Instead of installing a rotary switch on the keypad board, connect individual wires to the board's numbered pads and one terminal of the remote switches. The switches' other terminals should all be wired together and connected to the pad on the board that is connected to diode D1. ■



Market Center™


TEST EQUIPMENT SALES

CUSTOMER
SATISFACTION
#1 PRIORITY

WE BUY
SURPLUS
EQUIPMENT

HP 5370A.....UNIVERSAL T/I COUNTER...\$795
 HP 1650B...80 CH. LOGIC ANALYZER.....\$3495
 (W/ BRAND NEW CRT'S)
 FLUKE 5440A.....DC CALIBRATOR.....\$2795
 HP 1980B.....DIGITIZING OSCOPE.....\$1195
 (W/ 4 CH. & DIGITAL STORAGE)
 FLUKE 5200A.....AC CALIBRATOR.....\$2195
 HP 8754A.....NETWORK ANALYZER.....\$2995
 (W/ 8502A TEST SET).....\$3995
 FLUKE 5100B-03-05.....CALIBRATOR.....\$5695
 FLUKE 752A...REFERENCE DIVIDER.....\$2950
 ANRITSU MS96A....OPTICAL SPECTRUM
 ANALYZER.....\$5995

HP 54510A.. DIGITAL STORAGE SCOPE...\$4995
 HP 4954A.....PROTOCOL ANALYZER...\$2895
 HP 8012B...50 MHz PULSE GENERATOR...\$695
 TEK 7104.....1 GHz SCOPE SYSTEM.....\$4995
 (W/ 7A29,7B10 & 7B15)
 KEITHLEY 224.....CURRENT SOURCE...\$1195
 TEK P6201.....900 MHz FET PROBE.....\$295
 BMI 2400.....POWER LINE MONITOR.....\$1895
 DATRON 1081.....7.5 DIGIT DMM.....\$1595
 FREQ. & TIME 8400....GLOBAL POSITIONING
 SYSTEM.....\$6995



P.O. BOX 986
LONDONDERRY, NH 03053

PHONE (603)434-2544
FAX (603)425-2945


ASK ABOUT OUR NEW
TEKTRONIX & FLUKE
PRODUCTS

PUT YOUR PC TO WORK!

THIS IS THE MACHINE YOU'VE BEEN WAITING FOR!

Imagine using your computer to turn 3D CAD drawings into actual working parts! Machine and drill printed circuits directly from blank material. Fabricate intricate mechanical components from raw plastic or aluminum. Route wood to make signs or "digitally" carve three dimensional art objects AND MORE! Sound interesting? You bet it is and with your creativity the sky's the limit! The NEURACTOR CNC-4+, 5, 6, & 7 Desktop Manufacturing Systems may be just the edge you need! Utilizing patent pending technology the NEURACTOR CNC kits provide you with machining resolution of .001". All mechanical components are pre-fabricated, pre-machined, plated and painted. The CNC-4+ machines an area approximately 18"x18"x4.6" and includes four 83 oz/in CY-MOTORS. The CNC-5, 6, & 7 (appx. 42"x42"x4.6", 66"x42"x4.6" and 66"x66"x4.6" respectively) include four 125 oz/in CY-MOTORS. Interface card, 5 amp power supply, 10 pitch steel lead screws, 4 proprietary Slide Block actuator mechanisms, 4 aluminum linear actuator channels, polished steel guide-rods, toolholder bracket, hardware, etc., are included with each unit. (You provide Dremel(tm) Tool or flex-shaft router and work surface.) It's a complete kit! All you do is put it together, calibrate it and TURN IT LOOSE! IF THAT'S NOT EXCITING ENOUGH, WE'RE THROWING IN A FREE, FULL-FEATURED 3D CAD/CAM SOFTWARE PACKAGE WITH EACH UNIT! CNC-4+ is \$695 + 29.95 S/H, CNC-5 is \$895 + 69.95 S/H, CNC-6 is \$995 + 79.95 S/H, CNC-7 is \$1195 + \$89.95 S/H. We also have MICRO-DRILLS, FLEX-SHAFTS, MILLS, ETCHERS, CHEMICALS, BLANK BOARDS, ETC.! CNC units sold in USA and Canada only, no exports! At these prices, demand is high so please allow 4 weeks minimum for delivery. CALL NOW!


MICRO MACHINING
U.S. CYBERLAB, 14786 Slate Gap Rd., West Fork, AR 72774 (501) 839-8293




IMAGINE THE POWER!

WITH
FREE 3D CAD
SOFTWARE!

starting at
\$695!



HUGE! UP TO 6 x 6 FEET!



RAINBOW KITS

Many of our kits are available completely built



FM STEREO TRANSMITTER

Own your own FM stereo station. Any stereo signal you plug into the FMST-100 will be transmitted to any FM radio tuneable from 76 to 108MHz FM. Transmit a wireless link through an auditorium, from your car to your camper, listen to your CD's while mowing the lawn, Play music on one channel sing on the other. Clarity is excellent, approx. 40dB stereo separation. Length of antenna determines the distance of transmission. Complete with stereo input level controls & crystal for stereo separation. 9v battery operation. SIZE: 1.5" x 2.5" x 3"


FMST-100 Cabinet \$8.95 KIT \$29.95



PHONE TRANSMITTER

Small but mighty, it fits anywhere. Phone line powered, never needs batteries. Transmits both sides of a phone conversation loud and clear, wireless, to any FM radio at great distances. Variable tunes from 70MHz to 130MHz FM. You can also use it as a speaker phone. SIZE: 1.25" x 6"

TEL-B1 BUILT \$29.95 KIT \$12.95

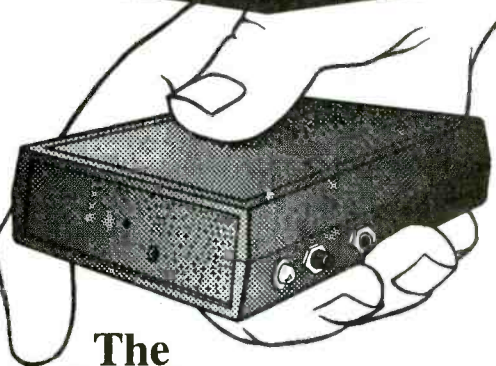


SUPER SNOOPER BIG EAR

Listen through walls, hear conversations across the room. Add a parabolic reflector and hear blocks away.

The BIG EAR can be hidden about anywhere. Makes an ultra sensitive intercom. Can be used as a 1.5W AMP. We supply a mini-electret mike in the kit. Power requirement 6 to 12v DC. SIZE: 1.75" x 1"

AA-1 BUILT \$29.95 KIT \$10.95




The "ZAPPER II"

With it's new and improved design it will not only test your radar detector... BUT it's tuned to the amateur radio band.

- While your out on American highways personally test yours and your fellow travelers radar detectors.

The "ZAPPER II" is a 10.450 GHz to 10.550 Transmitter

KIT \$39⁹⁵ BUILT \$49⁹⁵



This Manual contains schematics, parts lists & P.C. board layouts for many of the Rainbow Kits. Use your own parts to construct our kits.

KIT BOOK \$14.95
\$9.95 with the purchase of any kit.




WIRELESS FM MICROPHONE

Small but mighty this little jewel will out perform most units many times its price. It really stomps out a signal. The WM-2 kit is a buffered wireless mike that operates from 80MHz to 120MHz

FM, the frequency of any broadcast FM radio. Includes a mini-electret mike. 6 to 12v DC. SIZE: 1.25" x 1"

WM-2 KIT \$14.95



MICRO-MINIATURE PHONE TRANSMITTER

We haven't seen a smaller phone transmitter than the MMPT2 kit. Powered by the phone, it requires no battery. Transmits both sides of a phone conversation to an FM radio up to a 1/4 mile away. Tunable from 88 to 108MHz FM. Attach it to one phone or add it to the line to pick up all incoming calls. The MMPT2 is undetectable if properly installed. Unit has surface mounted parts, you install the leaded parts. Size .45" x .6"


MMPT2 KIT \$29.95



MICRO-MINIATURE WIRELESS MIKE

So small you could hide this one on some real bugs! It's the smallest we've ever seen. With it's super sensitive mike it transmits a whisper or a room of conversation to an FM radio, tuneable from 88 to 108MHz FM. With a proper antenna it transmits about 1/2 mile. The kit is made with surface mounted parts, we have already mounted these parts. You install the leaded parts. Power requirement 6 to 12v DC. Size .35" x .9"

MMWM5 KIT \$34.95




STROBE LIGHT

Do you need an attention getter, warning light, or flashing light for model airplanes? Then this kit is for you. Use it as an emergency light for your auto, radio tower, even use it on your bicycle. Has a variable flash rate.

Power requirement 6 or 12v DC. Size 3.5" x 1.9"

ST-1 KIT \$11.95




Press a button and learn every number dialed on your phone

Okay. Caller ID's tell you what number is calling you. But what about the calls made from your phone? Now, return from work or vacation and know the answer. The new DTMF Recorder electronically logs and saves every number dialed. This is the same high-tech magic used by detectives and government spies. Now yours. Does your wife or husband make expensive long-distance calls and then deny it? Does your son or daughter call that low-life you forbade them to talk to? Now know.

- Decodes digits 0 thru 9, #, *, A, B, C, on a 2 line 16 character LCD display.
- Clicks into your phone or extension in seconds, with no special wiring or hassles, or jack it to the incoming service panel in your garage.
- Records all numbers dialed, including local numbers that don't appear on your bill.
- Records credit card numbers entered through your phone key-pad.
- Records Voice mailbox, answering machines, and modem access numbers.
- Records Cellular or repeater phone numbers heard over your phone. Even hook to a scanner, and learn scores of emergency phone numbers. Also decodes tones stored on a tape recorder. Never before has such sophisticated gear been available to the public. And not at this price.

Power requirement 9v DC. SIZE: 3.5" x 4" x 1" BLACK ANODIZED ALUMINUM CABINET
DIS-1 KIT \$119⁹⁵ BUILT \$159⁹⁵

TV NOTCH FILTERS FOR CHANNELS 2 thru 22 ONLY



DF-222

Our TV filters eliminate unwanted TV channels or interference that alters both sound and video with a beep beep. Works on cable channels 2 thru 22) only.

NOTE: All TV Filter Kits are sold for educational purposes only. You must obtain permission from your local cable company before using these filters on your cable system.

KIT \$14.95

Please add sufficient postage First lb \$5.00 Canada \$7.00
Additional LB. Add \$1.00 US FUNDS ONLY
We will accept telephone orders for Visa or Mastercard



To Order Call
317-291-7262



ELECTRONIC RAINBOW INC

6254 LaPas Trail • Indianapolis, IN 46268
FAX 317-291-7269

CIRCLE 137 ON FREE INFORMATION CARD

**EHS-6000
complete with
486 Computer
ONLY
\$1199.00**

Learn to maintain and upgrade industry standard computers



Learn more, pay less with the Heathkit Personal Computer Upgrading and Maintenance Course.

Now you can learn how to upgrade your own PC or any of the millions of computers that need regular maintenance and upgrades right in the comfort of your own home or workplace. Heathkit Personal Computer Upgrading and Maintenance course will save you time and money by eliminating unnecessary service calls.

This comprehensive course opens doors to new and better paying job opportunities in an active computer market.

Learn at your own pace — often faster than you can in classroom or textbook courses. Like all Heathkit ILS courses, it takes you from theory to hands-on practice to real-world application in just a few hours. This course is also supported by 70 years of experience as a leading supplier of electronic and computer hardware training tools. There are thousands of individuals who have benefited from this unique interactive learning program.

Start building your knowledge on DAY 1.

Course comes with everything you need to start on day one. And once you've completed the course, you can immediately apply what you've learned to your job. This course gives you a comprehensive insight into the inner workings of industry standard PCs. So you'll be able to troubleshoot, service, and upgrade industry standard PCs faster and easier.

5 CEU credits are awarded upon passing the exam. All Heathkit Individual Learning programs are accredited by IACET.

Only requirements for taking this course is working knowledge of MS-DOS and Windows.

Order your course today.

We accept



800-253-0570



P.O. Box 1288
Benton Harbor, MI 49023

Course comes complete with a ZDS 486DX2-50MHz, fully-assembled computer with 210 MB Hard Drive, 3.5" 1.44 MB Floppy Drive, 4 MB RAM, PS/2-compatible 101-key Keyboard and Mouse, FAX/MODEM with software, diagnostic software, an 11-piece toolkit, 14" SVGA Color Monitor, MS-DOS and Windows 3.1 pre-installed, and courseware.

Save money with these other individual learning courses.

EHS-6002 PC Master Course . . . \$2,495.00

Prepare for a career as a PC Service Technician.

ET-4010 VCR Course . . . \$799.00

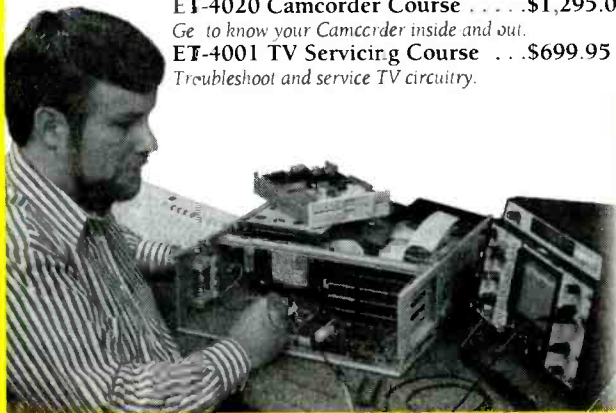
Clean and service your own VCR.

ET-4020 Camcorder Course . . . \$1,295.00

Go to know your Camcorder inside and out.

ET-4001 TV Servicing Course . . . \$699.95

Troubleshoot and service TV circuitry.



Heathkit Educational Systems is licensed as a school by the Michigan Department of Education. Each course is backed by almost 70 years of successful Heath Company technical training in thousands of homes, classrooms, and labs around the world.

E-mail: heathkit@heathkit.com • <http://www.heathkit.com>


AMAZING Electronic and Scientific Products

Mystery Levitating Device!



Remember War of the Worlds? Objects float in air and move to the touch. Defies gravity, amazing gift, conversation piece, magic trick or great science project.

ANT1K Easy to Assemble Kit / Plans \$19.50



Laser Ray Gun

DANGER

AVOID EYE OR SKIN EXPOSURE TO DIRECT OR SCATTER RADIATION CLASS II LASER PRODUCT

Advanced project produces a burst of light energy capable of burning holes in most materials. Hand-held device uses rechargeable batteries. 500 joules of flash energy excite either a neodymium glass, yag or other suitable 3" laser rod. This is a dangerous CLASS IV project (individual parts/assemblies available). LAGUN1 Plans \$20.00
LAGUN1K Kit / Plans Price on Request

Extended Play



Telephone Recording System

READY TO USE! Automatically controls and records on our X-4 extended play recorder, taping both sides of a telephone conversation. Intended for order entry verification. Check your local laws as some states may require an alerting beeper. TAP20X Ready to Use System \$129.50



Shocker Force Field/ Vehicle Electrifier

Neat little device allows you to make hand and shock balls, shock wands and electrify objects, charge capacitors. Great payback for those wise guys who have wronged you!
SHK1K Easy to Assemble Electronic Kit \$29.50



Electric Charge Gun

All New Technology!



Stuns/immobilizes attackers up to 15 feet away!
*Legal in most state (not in NY, NJ, MA, WI) • More knock-down power than most handguns • No permanent injury • ID coded • Free 80KV stun gun with every purchase.
ECG1 Data Packet, Creditable toward purchase \$10.00
ECG10 Charge Gun, Ready to Use, w/Free 80KV Gun \$249.50

Homing / Tracking Transmitter

Beeper device, 3 mile range.
HOD1 Plans\$10.00 HOD1K Kit / Plans \$49.50

Listen Through Walls, Floors

Highly sensitive stethoscope mike.
STETH1 Plans.....\$8.00 STETH1K Kit/Plans \$44.50

Infinity Transmitter ++



Telephone Line Grabber/ Room Monitor / Controller

All New - The Ultimate in Home/Office Security & Safety! Simple to use! Call your home or office, push a secret tone on your telephone keypad to access: • On premises sounds and voices • Ongoing phone conversation w/break-in capability • Up to 10 external electrical functions, lights, TV, alarms, coffee pots, heater, etc. CAUTION! Check legality with your state's attorney general's office before use for monitoring of voices.

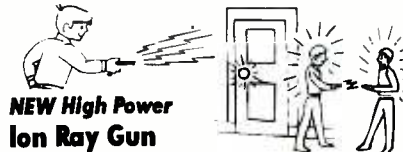
TELECON1K Kit, includes PC board \$149.50
TELECON10 Ready to Use \$199.50

Visible Beam Laser

Easy to build, RED Beam, visible for miles. Use for light shows, window bounce holography, cloud illumination and much more! LAS1KM Kit w/1mw Laser Tube, Class II. \$69.50
LAS3KM Kit w/2.5mw Laser Tube, Class IIIA \$99.50

Life is Precious - PROTECT IT!

Hard hitting, crackling, sizzling HIGH VOLTAGE plasma! Stuns and immobilizes most attackers
STUN200 Ready to Use, 200,000V \$69.50
STUN120 Smaller Unit, 120,000V \$39.50



NEW High Power Ion Ray Gun

Projects charged ions that induce shocks in people and objects without any connection! Great science project as well as a high tech party prank. IOG7 Plans \$15.00
IOG7K Kit/Plans \$99.50

Invisible Pain Field Generator

Shirt pocket size electronic device produces time variant complex shock waves of intense directional acoustic energy, capable of warding off aggressive animals, etc.
IPG7 Plans\$8.00 IPG7K Kit/Plans ...\$49.50
IPG70 Assembled \$74.50

1000 Ft++ Potato Cannon

NOT A TOY. Uses electronic or piezo ignition. CAUTION REQUIRED!
POT1 Plans.....
(Dangerous Product).....\$10.00

FireBall Gun

Shoots flaming ball - two shot capacity
Great for special effects and remote fire starting. CAUTION REQUIRED!
FIREBALL Plans (Dangerous Product).....\$10.00

TV & FM Joker / Jammer



Shirt pocket device allows you to totally control and remotely disrupt TV or radio reception. Great gag to play on family or friends. Discretion required.
EJK1KM Easy to Assemble Electronic Kit \$24.50

ATTENTION: High Voltage Fans!

4,000 volts in the palm of your hand! Experiment with anti-gravity, hovercraft, ion guns, force fields, plasma guns, shock devices, wireless energy and electrical pyrotechnics. Input: 9-14VDC.
MINIMAX4 Ready to Use \$19.50



"Laser Bounce" Listener System

NEW - Latest Technology! Allows you to hear sounds from a premises without gaining access. Aim at room window and listen to sounds from within via reflected laser light. Not for illegal use. Requires video tripods.
LWB3K 5mw Laser and Receiver Kit \$149.50
LWB30 Ready to Use \$199.50

5mw Visible Red Pocket Laser

Utilizes our touch power control!
VRL5KM Kit / Plans.....\$ 74.50

Electronic Hypnotism

Puts subjects under control using highly effective electronic stimuli. Intended for parties and entertainment but must be used with caution. Includes valuable text book reference and plans.
EH2 Plans and Text Book \$19.50

Automotive

NEON



Easy-to-Install 4-Tube Kit for Cars, Trucks, Vans! Available in Pink, Purple, Blue or Green - please specify color when ordering.
RG4K (Specify Color)\$ 129.50

Flash-To-Music Option for above kit FMU1.....\$29.50



License Frame Kit (Specify Color)
LIC1K\$ 24.50

3 Mi FM Wireless Microphone

Subminiature! Crystal clear, ultra sensitive pickup transmits voices and sounds to FM radio. Excellent for security, monitoring of children or invalids. Become the neighborhood disk jockey!
FMV1 Plans.....\$7.00 FMV1K Kit and Plans \$39.50

Telephone Transmitter - 3 Mi

Automatically transmits both sides of a telephone conversation to an FM radio. • Tunable Frequency • Undetectable on Phone • Easy to Build and Use • Up to 3 Mile Range • Only transmits during phone use. VWPM7 Plans \$7.00
VWPM7K Kit/Plans \$39.50

CATALOG
With many more items!
Free with Order or send \$1 P&H

Order by Mail or by 24 Hour Orders-Only Phone
800-221-1705

Dept PEM-19, Box 716, Amherst, NH 03031

Phone: 603-673-4730 FAX: 603-672-5406

MC, VISA, CDD, Checks accepted Please add \$5.00 Shipping & Handling

INFORMATION UNLIMITED

SEE US NOW AT

<http://www.csi.com/>

CIRCUIT SPECIALISTS INC.

Check Out What We Have To Offer:

680MB TAPE BACKUP INCLUDES

Only \$119

- Internal Tape 700 Drive
- Complete Documentation
- Cables and Mounting Hardware
- Easy-to-Use DOS & Windows Software
- Uses QIC-3010 (3M3000XL \$34.90)



Teac Tape 700 \$119

MULTI-FUNCTION DIGITAL & ANALOG I/O MULTI-LAB PACKAGE

The ACL-711S is a low cost, but fully integrated package designed for applications of general lab and industrial automation. It contains:

- **8 Single-Ended A/D Inputs**
 - Resolution: 12 bits
 - Input Range: -5V to +5V
 - Trigger Mode: Software trigger only
- **One Analog Output (D/A)**
 - Resolution: 12 bits
 - Output Range: 0 to +5V or 0 to +10V
- **16 Digital Inputs**
- **16 Digital Outputs**
- **ACLD-7115 Wiring terminal board** (furnished with ACL-711S)
- **Utility Software Disk**
 - Driver routines for BASIC and Quick-BASIC, demo and example programs



ACL-711S \$199

24-BIT COLOR FLATBED SCANNER

- High-Speed 3-Pass Scanner
- Long Lasting Cold Cathode Technology (10,000Hrs)
- Up to 2400x2400dpi (300x600 hardware)
- Intelligent LCD Panel
- TWAIN Compliant
- Includes: PhotoStacker, WordLinx OCR & Media-House Multimedia Document Manager Software
- Includes SCSI Interface Card



A6000C \$329

A6ADF Optional 50pg Doc Feeder

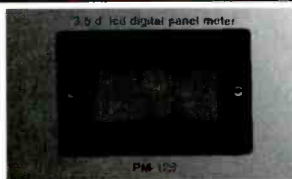
\$359

A6TK Optional Transparency Kit

\$259

DIGITAL PANEL METERS

- 200mV Full Scale Input Sensitivity
- Single 9 Volt DC Operation
- Decimal Point Selectable
- Auto Polarity Indication
- High Input Impedence (>100M ohm)



AS LOW AS \$5.25 EACH


CAT NO	DESCRIPTION	1	10	25	100	250
PM-128	3-1/2 Digit LCD Panel Meter	\$ 9.90	\$ 7.09	\$ 6.40	\$ 5.86	\$ 5.25
PM-129	3-1/2 Digit LED Panel Meter	11.49	9.54	8.67	7.95	6.95
PM-328	4-1/2 Digit LCD Panel Meter	19.88	16.40	14.90	13.66	11.93

This very easy to use tool is a "must have" if you need to straighten the pins on your IC's. Made from anti-static material, this tool is suitable for IC's from 8 to 20 pins (narrow side) and 24-48 pins (wide side). A grounding terminal is also built-in to the tool allowing for easy grounding when using this tool at a fixed location.



CAT NO	1	10	100
ICS-01	\$7.18	\$6.44	\$4.89


PC218902 (AT-BUS)



- Board Length: 13-1/8" (333mm)
- Board Width: 4-5/16" (110mm)
- Double Sided, 3-Hole Solder Pads and Power Buses
- Space Reserved for: Header, 32x2, 0.1" Spacing and Pin Grid Array

CAT NO	1	5
PC218902	\$25.66	\$20.25

PC218904 (AT-BUS)



- Board Length: 13-1/8" (333mm)
- Board Width: 4-5/16" (110mm)
- Double Sided, Pad-Per-Hole and Power Buses
- Space Reserved for: 1 D-Type Connector, 25-pin

CAT NO	1	5
PC218904	\$25.42	\$20.06

PC218903 (XT-BUS)



- Board Length: 13-1/8" (333mm)
- Board Width: 4-5/16" (110mm)
- Double Sided, Pad-Per-Hole and Power Buses
- Space Reserved for 1 D-Type Connector, 25-Pin

CAT NO	1	5
PC218903	\$23.51	\$18.63


PC232904 (Multi-BUS)



- Board Length: 12" (305mm)
- Board Width: 6-3/4" (171mm)
- Double Sided, Pad-Per-Hole and Power Buses
- Space Reserved for 1 Header, 100x2, 0.1" Spacing

CAT NO	1	5
PC232904	\$38.40	\$29.80


PC207905 (STD-BUS)



- Board Length: 6-1/2" (165mm)
- Board Width: 4-7/16" (113mm)
- Double Sided, 3-hole Solder Pads, Ground Plane and Power Bus
- Space Reserved for 1 Header, 34x3, 0.1" Spacing

CAT NO	1	5
PC207905	\$13.66	\$11.25

PC412902 (VME-BUS)



- Board Length: 6-5/16" (160mm)
- Board Width: 3-15/16" (100mm)
- Single Sided, Pad-Per-Hole and Power Buses
- Space Reserved for 1 D-Type Connector, 25-Pin

CAT NO	1	5
PC412902	\$7.06	\$6.00

RECEIVE OUR LATEST 132 PAGE CATALOG!

It's chock full of all types of electronic equipment and supplies. We've got I.C.'s, capacitors, resistors, pots, inductors, test equipment, breadboarding supplies, PC supplies, industrial computers, data acquisition products, personal computers and computer parts, plus much, much more. FAX us your name and address or call 800-811-5203, ext. 5, to leave a message on our catalog request line.



CIRCUIT SPECIALISTS, SINCE 1971

800-811-5203
602-464-2485
602-464-5824(FAX)

WE ACCEPT:



ALFA ELECTRONICS

HIGH QUALITY TEST EQUIPMENT
BEST PRICE



DMM 89 \$179.00

Most Advanced DMM

All Purpose & Communication
-80.7 to 81.4 dBm with 4Ω-1200Ω
20 reference impedances
True RMS
Frequency counter: 0.01Hz-10MHz
Capacitance: 1pF-50,000μF
Measure AC volt to 20kHz
5000 counts, 0.1% accuracy
Auto/manual range, fast bar graph
Min/Max/Ave/DH/Relative/Zoom
Auto power off
Input warning
Splash proof
Volt, amp, ohm, logic, diode, continuity
Ruggedized case
Rubber holster included



DMM 2360

~~\$119.95~~
NOW \$109.95

DMM+LCR Meter

Inductance: 1μH-40H
Capacitance: 1pF-40μF
Frequency: 1Hz - 4MHz
Temperature: -40-302 °F
TTL Logic Test 20MHz
Diode, Continuity
Volt, Amp, Ohm
3999 count display
Peak Hold
Auto power off
Ruggedized case.
Temperature probe included



DMM 20

\$74.95

Inductance: 1μH-40H
Capacitance: 1pF-200μF
Frequency: 1Hz-20MHz
Volt, amp, ohm, diode,
20 Amp ACDC current
Transistor HFE
Continuity, duty %
Peak hold/Max
Ruggedized case
Rubber holster \$8.00

Full line of DMMs,
economy, compact,
ruggedized, solar cell,
automotive, heavy
duty, industrial,
starts from \$19.95

Fluke Multimeter
Fluke 12 \$84.95
Holster C-10\$10
Fluke 70 II \$75.95
Fluke 73 II \$97.50
Fluke 75 II \$129
Holster C-70\$16
Fluke 77 II \$155
Fluke 79 II \$175
Fluke 29 II \$175
Fluke 26 \$175
Fluke 87 \$287
Fluke 867 \$1199
Fluke 97
Scope Meter\$1785
Fluke 105
Scope Meter\$2799



LCR Meter 131D

\$229.95

Most Advanced LCR

Dual display L/Q or C/D
Inductance: 0.1μH-1000H
Capacitance: 0.1pF-10,000μF
Impedance: 1mΩ-10MΩ
0.7% basic accuracy
Auto/manual range
Dissipation factor & Q factor
Serial & parallel mode
Relative mode for comparison
and to remove parasitics
Statistics, tolerance,
Best for design, incoming
testing & production
SMD and chip component
test probe \$25.00




LCR Meter 814

\$189.95

Best Resolution LCR

Inductance: 0.1μH-200H
Capacitance: 0.1pF-20,000μF
Resistance: 1mΩ-20MΩ
1% basic accuracy
Dissipation factor indicates leakage
in capacitor and Q factor in inductor
Zero adjustment to reduce parasitics
Best for high frequency RF
SMD and chip component test probe
\$25.00

LIMITED QUANTITY SPECIAL
DIGITAL LCR 680 \$74.95
0.1pF, 1μH, 10mΩ resolution

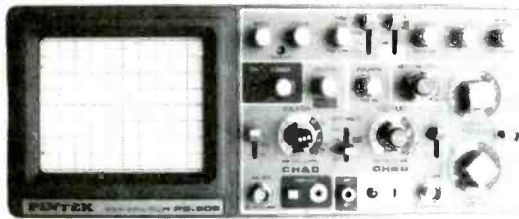


Frequency Counter

FC-1200 \$129.95

Frequency: 0.1Hz-1.25GHz
Display: 8 digit LCD
Period: 0.1μs-0.1s
Records: Max/Min/Average
Data hold, relative mode
Telescoping antenna \$8.00
Deluxe case \$5.00

Also Available:
AC/DC clamp meter, Light meter,
Thermometer, pH meter, High
voltage probe, Digital caliper,
Anemometer, Electronic scale,
Force gauge, Tachometer,
Stroboscope, Humidity & EMF
adaptor, Sound level meter,
Frequency counter, SWR/field
strength/power meter, Dip meter



20 MHz Oscilloscope with Delay Sweep PS-205

\$429.95


Dual Trace, Component test, 8" CRT, X-Y Operation, TV
Sync, Z-Modulation, CH2 Output, Graticule Illum, 2 probes
each has x1, x10 switch. Best price with delay sweep.
PS-200 20 MHz DUAL TRACE \$339.95
PS-400 40 MHz DUAL TRACE \$494.95
PS-405 40 MHz DELAY SWEEP \$569.95
PS-605 60 MHz DELAY SWEEP \$769.95
PS-1000 100 MHz DUAL TRACE \$999.95
Scope Probe: 60MHz x1, x10 \$15, 100MHz x1, x10 \$22
250MHz x1, x10 \$29, 250MHz x100 \$39

Digital Storage Scope

DS-303 30MHz, 20M Sample/sec \$849.95

DS-303P with RS-232 Interface \$1,049.95


Switchable between digital and analog modes
2 K word per channel storage
8 bit vertical resolution (25 Level/div)
Expanded Timebase 10ms/div - 0.5 s/div
Refresh, Roll, Save all, Save CH2, Pre-Trig
Plotter control



DC Power Supply

PS-303 \$159.00


0-30 VDC, 0-3A output
Constant voltage & constant current mode
0.02% + 2mV line regulation
0.02% + 3mV load regulation
1 mVrms noise and ripple
Short circuit and overload protected
PS-8200 with digital voltmeter \$179.00
Also available: 30V/5A, 60V/3A, 60V/5A
16V/10A, 30V/10A



DC Power Supply Triple Output

PS-8202 \$499.95

Two 0-30 VDC, 0-3A outputs
One fixed 5VDC, 3A output
Capable of independent or tracking operation
Constant voltage and constant current mode
Four digital meters for volt and current display
Excellent regulation and low ripple
Short circuit and overload protected
Also available: 30V/5A triple output \$549.95
Dual tracking 30V/3A, 30V/5A, 60V/3A, 60V/5A



RF SIGNAL GENERATOR

SG-4160B \$124.95

100 kHz-150MHz sinewave in 6
ranges
RF Output 100mVrms to 35 MHz
Internal 1kHz, External 50Hz-20kHz
AM modulation
Audio output 1 kHz, 1 Vrms

AUDIO GENERATOR

AG-2601A \$124.95

10Hz - 1MHz in 5 ranges
Output: 0-8Vrms sinewave
0-10Vp-p squarewave
Synchronization: ±3% of oscillation
frequency per Vrms
Output distortion:
0.05% 500Hz - 50kHz
0.5% 50Hz - 500kHz
Output impedance: 600 ohm

FUNCTION GENERATOR

FG-2100A \$169.95

0.2 Hz - 2 MHz in 7 ranges
Sine, square, triangle, pulse and ramp
Output: 5mV-20Vp-p
1% distortion, DC offset ± 10V
VCF: 0-10V control frequency to 1000:1



RF SIGNAL GEN./COUNTER

SG-4162 AD \$229.95

Generates RF signal same as
SG-4160B
6 digit frequency counter 1Hz - 150
MHz for internal and external
source Sensitivity <50mV

AUDIO GEN./COUNTER

AG-2603AD \$229.95

Generates audio signal same as
AG-2601A
6 digit frequency counter 1Hz-
150MHz for internal and external
sources Sensitivity <50mV

FUNCTION GEN./COUNTER

FG-2102AD \$229.95

Generates signal same as FG-2100A
Frequency counter 4 digits
Feature TTL and CMOS output

SWEEP FUNCTION GEN./COUNTER

\$329.95

0.5Hz to 5 MHz in 7 ranges
Sweep: Linear 10:1/Log 10:1 20ms to 2s
AM Modulation
Gated Burst, Voltage Control Generator
Generator Control Voltage & 6 digit counter
1Hz-10MHz for internal & external sources

ALFA ELECTRONICS

741 Alexander Rd., Princeton, NJ 08540

(800) 526-2532/(609) 520-2002 15 DAY MONEY BACK GUARANTEE. 1 YEAR WARRANTY

FA#(609) 520-2007

CALL OR WRITE FOR FREE CATALOG AND BEST OFFER.
Visa, Master Card, American Express, COD, Purchase Order Welcome

CIRCLE 26 ON FREE INFORMATION CARD

Spring Inventory House Cleaning

Drop Low Prices! We'll Match Any Legitimate Deal!

AOR
 AR8000 .1-1900MHz² \$599.95
 AR3000A .1-2036MHz² \$1029
 AR5000 10kHz-2600MHz² \$CALL
 SDU5000 Spectrum Display \$995.95
 AR3030 30kHz-30MHz Special \$599.95

OptoElectronics
 CUB .1-2800MHz counter \$139.95
 M-1 10Hz-2400MHz counter \$229.95
 3000A+ 10Hz-3000MHz counter \$319.95
 Scout40 Counter Logger \$399

Discounts on entire line...CALL!
 Scout40, AOR2700/8000 package available...\$759/\$1039

Bearcat-Uniden
 BCT-7 Pretuned scan by state² \$169.95
 BC220XLT Portable V/UHF-800² \$224.95
 BC890XLT Base/Mob. V/UHF-800² \$229.95
 BC3000XLT Portable 25-1300MHz² \$369.95
 BC9000XLT Base/Mob 25-1300MHz² \$389.95

Drake
 SW8 Portable \$679.95
 R8A New Desktop \$1069
 R8 Trade ins wanted, upgrade now!

Grundig
 YB305 New digital. Special \$124
 YB400 All Mode. SWL. Special \$179.95

ICOM
 R1-15 Blocked 800-900MHz² No Blk Call \$429.95
 R100-11 Blocked 800-900MHz² \$679.95
 R7000 FCC qualified users only CALL \$1839
 R7100A-12 blocked 800-900MHz² \$1515
 R9000 FCC qualified users only CALL \$6250

LOWE
 HF150 Compact 30kHz-30MHz \$547
 HF225E Table-top Europa HF \$1099
 HF250 New Tabletop HF \$1199
 HF250RS Remote/Synchro Det. \$1349

Realistic/Radio Shack
 DX394 NEW HF, 15-30MHz, All mode \$366
 PRO26 NEW 200ch. WX, 25-1300MHz² \$349.95
 PRO46 100ch, V/UHF 800, Cell restorable \$199.95
 PRO62 NEW, 50ch. V/UHF 800² \$269.95
 PRO60 NEW, 200ch. V/UHF 800 UHF AIR² \$299.95
 PRO2037 200ch., V/UHF 800, triple conv.² \$294.95
 PRO2039 NEW, 200ch. V/UHF 800 doub. conv.² \$229.95
 PRO2042 NEW, 100ch. 25-570/760-1300MHz² \$429.95

Sangean
 ATS202 Mini digital 13SW, AM FM \$89.95
 ATS606P w/ Rec ANT AC adapt, 45 memo. \$169.95
 ATS303 NEW, Digital 20 memories \$89.95
 ATS818 NEW low Price, .1 - 30MHz \$130

Sony
 ICF5W55 125 memo. AM/FM/SW SSB \$349.95
 ICF5W77 162 memo. .1-30MHz Synchro \$459.95
 ICF5W100S 50 memo., mini shirt pocket system \$344.95
 ICF5W1000T NEW, all band synchro cassette \$533
 ICF5W7600G Our Biggest Seller, all band/SSB \$179.95
 ICF2010 Proven winner w/ air band \$344.95

1-Factory Cell Blocked, EEB can un-Block your scanner - \$44
 No Block available to FCC qualified users.
 2 - Cellular Blocked Not Restorable

BEARCAT BCT-7
 BearTracker with alert, pre-programmed, select your state, hear the action!!!
 National ads at \$199.95

SALE \$167

Radio Shack SWL DX394
 .15 - 30MHz. AM, CW, SSB, 160 memories, Mate w/ most scanners for full coverage
 List \$399.95
 while they last...**\$366**

NEW IC706
 Fantastic performance!
 Rec .1 - 200MHz. Xmit all Ham band, 160 - 6Mt, 100W, 2MT, 10W all mode
 List \$1560
SALE \$1228

LOWE HF150
 Rugged HF, Full coverage, excellent audio, Dynamics, Synchro AM, much more. Our Jan PC ad price \$649.95

SALE \$547

COBRA HH-70
 ALL Controls in Mic, Secure Install, No unit visible, 40ch., 4Watts Out. The Hottest Selling CB on the Market!
 LIST \$169.95
SALE \$97

SONY ICF5W1000T
 Hi-Quality, all mode SWL AM/FM, cassette, Auto Reverse, Clock Timer, Tape Turn On.
 FREE KX-2 Headset
SALE \$533

AOR AR2700
 Scanner, .1-1300MHz, AM, FM, FMW, 500 memories, RS232, Opt. Digital 20 sec. Record, Scout compatible, NEW low Price! Reg. \$399.95
SALE \$347

GRUNDIG YB305
 .1 - 30MHz, 88 - 108MHz. 30Mem, AM, FM, FREE KX2 Headset
 LIST \$179.95
SALE \$124

Global Positioning System
 GPS is sweeping the industry. know your location/altitude, anywhere in the world to a few feet. Trimble, Magellan, Garmin & Eagle.
SALE \$199

SANGEAN ATS818
 .1 - 30MHz, 88-108MHz, AM, CW, SSB, FM, SAVE over \$100.
 FREE KX2 Headset incl.
 LIST \$239.95
SALE \$130

JEEP 1 Radio
 Fashioned after the original Jeep dash. Rugged and water resistant, AM/FM/Cass/CD, and fire speakers. "O" ring water tight construction. Stores 30 CD's, 8 "D" (not incl.). 120VAC AC adaptor incl.
SALE \$166

NV100-1
 Night Vision - Now the public can afford to see at night. A must for security, hunting, camping stargazing. NV-100 100mm. 11.4 lens w/ IR. Lowest Price in U.S.
SALE \$347

GE SUPERADIO III
 Puts the fun back in AM/FM DX'ing. Larger ferrite rod antenna, 4 I.F. stages. Every one needs this great sounding
SALE \$59

AOR AR8000
 Scan .1 - 1900MHz. All mode with SSB, 1000 memory, 10x100ch... RS232. Optional Software LIST \$799
SALE \$588

OPTO SCOUT 40
 Counter, Digital capture of signal, Reaction Tune AOR Scanner 8000/2700, RS232 output.
 LIST \$449
SALE \$399

SYSTEM PACKAGE DEAL
 Includes: Scout40, Scanner, Scanner Mods, Interconnect Cable, 1 year extended warranty.
 • AR8000, Scout40 \$1019
 • AR2700, Scout40 \$759
 Send your AR8000 & Scout 40 in and we'll do the mods, incl. cable, 1 YR. warranty on our work, check-out system with your new Scout and return UPS. \$429

PRO2042
 100CH, 25-570/760-1300MHz (less cell), Top End Scanner. Save \$100
SALE \$399.95

Drake R8A Time to Upgrade
 4 Star(IBS), over 12 improvements, over R8.
 Now Just \$1069

SONY ICF7600G
 Our Biggest Seller! All SWL. Synchronous detection, SSB, Key input, 22memory channels. Opt AC not included!
 NOW \$179.95

Drake R8 Used
 We have several clean used R8's at Big SAVINGS! 100% OK thru EEB lab. 90 Warranty.
 Under \$700

Trade-ins B-Stock BIG SAVINGS
 on our BBS Update list SASE

ICOM R100 NO BLOCKS
 DEMO! .5-1800MHz, 120 memory channels, 13.8VDC, opt 120VAC adaptor \$19.95, was \$799. 1 year warranty.
1 ONLY \$675

75% OFF SONY CRF-21V
 list \$399.50 NOW \$99.50
 LIMITED QTY
 9kHz-30MHz FW, VHF, SAT. Fax Printer. All Mode. See our other Ad.

WRTVH1995 PASSPORT 1995 50% OFF
 WRTVH95 \$12.45 PASSPORT95 \$9.95 LIMITED QTY

The most sophisticated, accurate and easy-to-use weather stations are now even better. For years, thousands of people have turned to Davis for weather monitoring equipment for their homes and offices, schools, fire stations, factories, and farms. Now Davis introduces a new line with redesigned displays and keyboards, new features (including humidity, dew point, and barometric trend), and state-of-the-art microprocessors for the utmost in accuracy.

All Davis models offer the most advances weather monitoring technology available. Whatever your weather monitoring needs, one of Davis models is sure to offer a practical and versatile solution.
Add computer software, expand your system with plots-graphs and more!
Free 12pg Color Catalog \$Call/Fax. EEB Will Beat Any Advertised Deal-Call



	7400	7415	7425	7440	7400 Perception	\$134.95
Temp inside	*	*	*	*	7415 Wizard II	\$134.95
Temp outside	*	*	*	*	7425 Wizard III	\$169.95
Hum inside	*	*	*	*	7440 Monitor III	\$349.95
Hum outside	*	*	*	Opt	7852 Rain Collector	\$69.95
Barometric	*	*	*	Opt	7859 ExtTemp/HVM	\$89.95
Rain Fall	*	Opt	Opt	Opt	7862/7866 IBM/MAC	\$149.95
Time/Date	*	*	*	*	7520 Stand Alone Rain Gauge	\$89.95
Wind Speed	*	*	*	*	7815 Remote Display All units	\$89.95
Direction	*	*	*	*		
IBM/MAC	Opt	Opt	Opt	Opt		

323 Mill St. Vienna, VA. 22180 Orders: 800 368 3270
 INFO/Metro: 703 938 3350
 BBS: 703 938 3781
 Internet: eeb@access.digex.net


- Prices subject to change
- Prices do not include freight
- Returns subject to 20% restock fee
- FREE 1996 Catalog, 3rd Class, U.S.

May 1996, Popular Electronics

New and Pre-Owned Test Equipment

Substantial **SAVINGS** on New & Pre-Owned B+K Precision, Fluke, Hewlett-Packard, Goldstar, Leader, Tektronix, and more ...

LG Precision New Oscilloscope Specials



FREE SHIPPING!
ON ALL LG PRECISION EQUIPMENT
ANYWHERE IN THE U.S.
Excluding AK & HI

Model OS-9100P → **\$999.00**
Full 100 MHz Bandwidth! SUPER SALE!

- Dual-Channel, High Sensitivity
- TV Synchronization Trigger
- Calibrated Delayed Sweep
- Includes Two Probes, 2 Year Warranty

Professional Quality Digital Storage Oscilloscopes at Affordable Prices!

- Transmit and Receive Data with Standard RS-232C Interface
- Includes FREE Comprehensive Communication Software
- Waveform Save, Calculation, and Print
- Dual Channel, Delayed Sweep, TV Synchronization Trigger
- 20 MS/s Sampling Rate, Two Save Memories
- Switch Between Analog and Digital Modes
- CRT Readout Including Measurement Cursors

Bandwidth	20 MHz	40 MHz	60 MHz
Model	OS-3020	OS-3040	OS-3060
SALE Price	\$1,199.00	\$1,599.00	\$1,899.00

Pre-Owned Oscilloscope Specials

Tektronix 465	100 MHz	\$589.00
Tektronix 465B	100 MHz	\$689.00
Tektronix 475	200 MHz	\$749.00
Tektronix 475A	250 MHz	\$849.00

- Professionally Refurbished
- Calibrated to Original Specifications
- Dual Channel, Calibrated Delayed Sweep
- 90 Day Warranty



Professional Computer Monitor Pattern Generator

Model 1280 \$429.00 **NEW!**

- Tests CGA, EGA, VGA, SVGA, and MAC II Monitors
- Outputs Interface to DB 9, HD 15, DB 15 and BNC
- Interlaced or Non-Interlaced
- Color Bars, Raster, and Crosshatch Patterns

20 MHz Sweep/Function Generator

Model 4040 \$499.00 **NEW!**

- 0.2 Hz to 20 MHz, 5 digit LED Display
- AM & FM Internal or External Modulation
- Sine, Square, Triangle, TTL, CMOS Outputs
- Burst Operation
- External 30 MHz Frequency Counter

Don't Leave Your Computer Unprotected!

Fairstone Uninterruptible Power System..... Reliable Blackout, Brownout, Spike and Surge Protection.

VA Rating	500	600	750
Model	P500	P600	P750
SALE Price	\$239.00	\$269.00	\$329.00

- Sleek Good Looks and Small Footprint Design
- Cold Start Function, LCD Status Display

Automatic Monitoring and Shutdown Software for Windows with cable Only \$79.00

Full line of Oscilloscopes, RF, Video & Audio Test Equipment,
Power Supplies, Meters, Probes and Accessories.



TOLL FREE 1-800-99-METER

1-800-996-3837

Availability of Equipment Subject to Prior Sale
Prices Subject to Change Without Notice

FOTRONIC CORPORATION
P.O. BOX 708
Medford, MA 02155
(617) 665-1400
FAX (617) 665-0780

DALBANI

the ultimate saving source

For over then ten years, **DALBANI CORP.** was, and still the ultimate saving source . **DALBANI CORP.** is a national and International distributor of quality electronic parts and components servicing the wholesale, retail and manufacturing industry.

Since finding the parts you need should not be a major task, **DALBANI CORP.** maintains a huge stock of the most popular parts that are hard to find. Our service, low prices and quality reflects our commitments to our customers.

DALBANI CORP. keeps customers informed of the latest new items, that gets to our warehouse, thru publications. The multilingual sales dept. coupled with the state of the art computerized order processing, enable us to offer prompt and efficient service to benefit the customer.

We, offer many shipping options. Company checks, COD's, Cash and major credit cards are accepted. There is a \$20.00 minimum order.

We meet our customer needs



Oscilloscopes



4225 NW 72nd. Miami, Florida 33166

Telephone : (305) 716-1016 or Fax : (305) 594-6588

Business Hours : monday thru Friday 9:00 am to 7:00 pm eastern time


CIRCLE 146 ON FREE INFORMATION CARD



For a free 192 catalog please call
Toll Free 1-800-325-2264



**Digital
Multimeter**



**Large Line Of
Semiconductors**



VCR Heads Replacements



**Soldering
Equiments and Tools**



CALL TOLL FREE
(800) 292-7711
Se Habla Español

C&S SALES
EXCELLENCE IN SERVICE

WRITE FOR A
FREE 60 PAGE
CATALOG!



M-6000

Features:

- Computer Interface and Software with RS-232 Output
- Frequency to 4MHz
- Capacitance to 40nF
- Large 3 3/4 LCD display
- Temperature to 1999°F
- TTL logic
- Data/Peak hold
- Audible continuity
- Auto power off
- Unit indicator
- Diode Test

NEW!

\$99.95

TK-3000

\$89.95

Tools Included:

- SR-2 - Deluxe Soldering Iron
- SH-1 - Soldering Iron Stand
- ST-1 - Diagonal Pliers
- ST-2 - Long Nose Pliers
- ST-30 - Deluxe Wire Stripper
- SE-1 - Solder Ease Kit
- ND-3 - 3 pc. Nut Driver Set
- TL-8 - Precision Screw Drivers
- ST-5 - Screw Driver Slotted 3/16"
- ST-6 - Screw Driver #1 Phillips
- ET-10 - IC Puller
- SP-2 - Solder Pump
- ST-20 - Safety Goggles
- ST-9 - Pocket Screw Driver
- ST-4 - Solder Tube
- SW-3 - Solder Wick



NEW!

A professional technician service tool kit in a metal reinforced tool case with heavy-duty handle and locks. A removable pallet handles most of the tools listed with more room for tools and parts in the lower half.

2MHz Function Generator

Model 4010

- Sine, Square, Triangle, Pulse and Ramp output
- Variable duty cycle

\$195.95



MX-9300 Four Functions In One

- One Instrument with four test and measuring systems: 1.3GHz Frequency Counter • 2MHz Sweep Function Generator Digital Multimeter • Digital Triple Power Supply (0-30V @ 3A, 15V @ 1A, 5V @ 2A)

\$479.95



NEW

Model XP-581

4 Fully Regulated DC Power Supplies in One Unit

- 4 DC voltages: 3 fixed - +5V @ 3A, +12V @ 1A, -12V @ 1A
- 1 Variable - 2.5 - 20V @ 2A

\$85



Digital Multimeter
Model EDM-83B

\$169

18 Functions including freq to 20MHz, cap to 40µF, inductance to 40H, True RMS, Data Hold/min./max./avg., TTL logic.

Digital Multimeter
Model M-1700

\$42.95

11 functions including freq to 20MHz, cap to 20µF. Meets UL-1244 safety specs.



Fluke Multimeters

70 Series

- Model 7011 ... \$69.95
- Model 7311 ... \$97.50
- Model 7511 ... \$135.00
- Model 7711 ... \$154.95
- Model 7911 ... \$175.00

80 Series

- Model 83 ... \$235
- Model 85 ... \$269
- Model 87 ... \$289

B&K Precision Multimeters

- Model 391 ... \$149
- Model 388A ... \$99
- Model 390 ... \$139
- Model 2707 ... \$79
- Model 389 ... \$109
- Model 2860A ... \$85

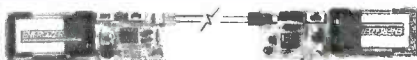
Kit Corner

over 100 kits available

PT-223K

\$15.95

Phone kit with training course.



Fiber Optics Technology with training course

Model FO-30K
\$19.95

Model AM/FM-108K Transistor Radio Kit

\$29.95



M-1005K Compact Multimeter Kit

\$19.95

6 Functions & Transistor Test



XK-550 Digital / Analog Trainer

Elenco's advanced designed Digital / Analog Trainer is specially designed for school projects. It is built on a single PC board for maximum reliability. It includes 5 built-in power supplies, a function generator with continuously sine, triangular and square wave forms.

1560 tie point breadboard area.

XK-550 Assembled and Tested

\$169.95

XK-550K - Kit
\$139.95

Tools and meter shown optional



WE WILL NOT BE UNDERSOLD

C&S SALES, INC.

150 W. CARPENTER AVENUE
 WHEELING, IL 60090

FAX: (708*) 520-9904 (708*) 541-0710

* NOTE: Effective January 20, 1996, our area code will be changed to 847.

15 DAY MONEY BACK GUARANTEE

FULL FACTORY WARRANTY

PRICES SUBJECT TO CHANGE WITHOUT NOTICE

CIRCLE 32 ON FREE INFORMATION CARD

**FREE PROBES
WITH ALL
SCOPES**

OSCILLOSCOPES

Lowest Prices of the Year!

**WRITE FOR A
FREE 60 PAGE
CATALOG!**

**Japan Quality
But not Japan Prices!
Hitachi
Laptop Color
Digital Scopes**



- 150MHz 60MS/s VC-5460 **\$3695**
- 50MHz 30MS/s VC-5430 **\$2695**
- 20MHz 15MS/s VC-5410 **\$1795**
- 100MHz**
- VC-6145 - Storage
4 Channel 100MS/s . . . **\$4795**
- VC-6155 - Storage 100MS/s **\$3995**
- VC-6545 - Storage 40MS/s **\$2995**
- V-1585 - 4 Channel **\$2095**
- V-1565 w/ Cursors **\$1795**
- V-1560 **\$1595**
- 50/60MHz**
- VC-6525 - Storage 20MS/s **\$2795**
- VC-6524 - Storage 20MS/s **\$2295**
- V-695 - 60MHz w/ Cursors **\$1549**
- V-555 - w/ Cursors **\$1095**
- V-552 **\$949**
- V-509 - Battery Operated . **\$1795**

- 20MHz**
- VC-5025A - 20MS/s
DSO w/ DMM **\$1160**
- VC-5025 - 20MS/s
DSO w/ DMM **\$935**
- VC-6523 - Storage 20MS/s **\$1995**
- V-252 **\$449**
- V-209 - Battery Operated . **\$1425**

Quality Scopes by Elenco



60MHz

- DS-603 \$1350**
- Analog / Digital Storage
- 20MS/s Sampling Rate
- S-1365 \$795**
- Analog w/ Cursors
- S-1360 \$759**
- Analog with Delayed Sweep



40MHz

- S-1345 \$569**
- Analog with Delayed Sweep
- S-1340 \$489**
- Analog

25/30MHz

- DS-303 \$1095**
- Analog / Digital Storage
- S-1330 \$439**
- 25MHz Analog
- Delayed Sweep
- S-1325 \$335**
- 25MHz Analog

**2 Year
Warranty**


OSCILLOSCOPE SELECTION CHART

ANALOG		Sensitivity (max)	No. of Channels	Sweep Rate Max ns/div	Delayed Sweep	Video Sync	Component Tester	Beam Find	Time Base
Model	Bandwidth MHz								
S-1365	80	1mV/div	2	10ns/div	Yes	Yes	Yes	Yes	2
S-1380	80	1mV/div	2	10ns/div	Yes	Yes	Yes	Yes	2
S-1345	40	1mV/div	2	10ns/div	Yes	Yes	Yes	Yes	2
S-1340	40	1mV/div	2	10ns/div	No	Yes	No	No	1
S-1330	25	1mV/div	2	10ns/div	Yes	Yes	Yes	Yes	2
S-1325	25	1mV/div	2	10ns/div	No	Yes	No	No	1

DIGITAL STORAGE		Analog Sen (max)	No. of Channels	Sampling Rate	Memory Channel	Internally Backed Up	Pretigger %	Output
Model	Bandwidth MHz							
DS-303	30	1mV/div	2	20MS/S	2K	Yes	0, 25, 50, 75	RS232
DS-603	80	1mV/div	2	20MS/S	2K	Yes	0, 25, 50, 75	RS232

B&K Precision at Discount Prices

**20MHz Analog
2120 - \$389.95
2125 - \$539.95
Delayed Sweep**



**Model 1541C
40MHz
\$695
Dual Trace**

**Model 2160
60MHz Dual Trace
\$949
Dual Time Base • Delayed Sweep**

**60MHz with
Cursors readouts
and Dual Time Base
Model 2260
\$1225**

**Model 2190A
100MHz 3 Channel
\$1379
Dual Time Base • Delayed Sweep**

Fluke Scopemeters



- 91 **\$1225**
 - 92 **\$1525**
 - 96 **\$1795**
 - 97 **\$1795**
 - 97A **\$2945**
 - 99 **\$2095**
- Call or write for complete specs.

WE WILL NOT BE UNDERSOLD

C&S SALES, INC.

UPS SHIPPING: 48 STATES 5%
OTHERS CALL (\$3 min. / \$10 max.)
IL RES. 8% TAX

150 W. CARPENTER AVENUE
WHEELING, IL 60090
FAX: (708*) 520-9904 (708*) 541-0710

* NOTE: Effective January 20, 1996, our area code will be changed to 847.

**15 DAY MONEY BACK
GUARANTEE**

FULL FACTORY WARRANTY

PRICES SUBJECT TO CHANGE WITHOUT NOTICE

CIRCLE 32 ON FREE INFORMATION CARD

ALL ELECTRONICS

C O R P O R A T I O N

QUALITY PARTS

FAST SHIPPING

DISCOUNT PRICING

CALL, WRITE, FAX or E-MAIL For A Free 64 Page CATALOG.
Outside the U.S.A. send \$2.00 postage.

PHOTOVOLTAIC DETECTOR



Miniature silicon solar cell converts light impulses directly into electrical charges. Unlike a conventional photo diode or transistor, it generates its own power and does not require any external bias. Generates 0.4 vdc in moderate light. Silicon cell is mounted on a 0.31" x 0.23" x 0.07" thick plastic carrier and has pc leads on 0.2" centers.

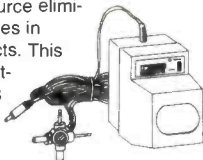
Large quantity available. **CAT # PVD-2**

75¢ 10 for \$6.50 • 100 for \$50.00

Great Price!

800 MA UNIVERSAL WALL ADAPTOR

Multi-voltage power source eliminates the use of batteries in many electronic products. This handy device has 6 voltage settings between 3 and 12 Vdc. Universal power plugs fit almost every product. Polarity switch. UL and CSA listed.




\$9.50 each

CAT # MOA-800

"CLAM SHELL" CELLULAR CONTROL HEAD MOUNTING KIT

The "Clam Shell" kit is designed for mounting a cellular phone control head in a vehicle. It will work well for mounting many kinds of communications or audio equipment in cars or elsewhere. Made of heavy-gauge steel, featuring a full 180 degree tilt, a pre-drilled top plate with threaded holes that fit a majority of cellular control heads, it includes complete



mounting hardware. **\$2.50** each

CAT # CMT-2

RECHARGEABLE BATTERY 12 VOLTS 9 A/H

Rechargeable lead acid battery. Prepped for use in a product which hasn't yet come to market. They are 5.9" x 2.55" x 4.42" high and have a strip of foam padding stuck to one side. They have standard 1/4" quick-connect/ solder terminals.



Weight: 8 lbs.

\$28.50 each

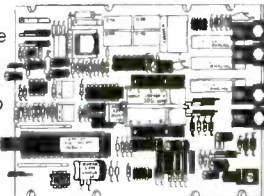
CAT # GC-129

8 for \$208.00

7 RELAYS, 4 VOLTAGE REGULATORS

(and lots of other good stuff)

This pc board was a telephone line-sharing switch. A great source of cheap parts. On it you will find 3 LM317T voltage regulators,



1 LM340T-5 regulator with heatsink, 2 crystals, seven relays, a power transformer, a 600 ohm coupling transformer and at least 50 other parts. The voltage regulators alone are worth \$ 5.00. Check it out!

\$3.50 each

CAT # EX-1218

SUB-MINIATURE SNAP ACTION SWITCH

CHERRY DG1C-BJ07 S.P.D.T. Body size: 0.51" long X 0.255" high X 0.255" wide. Lever with ridged end simulates roller action. Rated 3 amps @ 125 Vac, 2 amps @ 30 Vdc. PC pins on 0.2" centers. Large quantity available.



CAT# SMS-133

2 for \$1.00

100 for \$45.00
1000 for \$350.00

SUPER SAVINGS ON S-VHS TAPES (USED)



Super VHS tape users! Save a bundle on name-brand S-VHS, T-120 tapes. These tapes were used for a brief period, then bulk erased.


The record-protect tabs have been broken out, so you will have to cover the notch with a piece of tape, but they work great and cost a fraction of the "new" price. Try some, you'll be back for more.

CAT #S-VHS \$3.00 each

10 for \$28.00 • 100 for \$250.00

"HI-8" VIDEO CASSETTE (USED)

SONY Hi-8 Top quality, metal particle 120 minute video cassettes. Used for a short time, then bulk-erased. Each cassette has its own plastic storage box. Satisfaction Guaranteed.



CAT # YCU-8

\$3.00 each

10 for \$28.00 • 100 for \$250.00

LARGE QUANTITY AVAILABLE!

9 FOOT DUAL AUDIO CABLE



9' shielded dual audio cable with color coded (red and yellow) RCA style pin plugs either end. Black cable.

\$1.00 each

CAT# DCB-108

10 for \$8.50 • 100 for \$75.00
1000 for \$500.00

ORDER TOLL FREE

1-800-826-5432

MAIL ORDERS TO:
ALL ELECTRONICS CORP.
P.O. BOX 567
VAN NUYS, CA 91408-0567

FAX (818) 781-2653 • INFO (818) 904-0524

<http://www.allcorp.com/>
E-MAIL allcorp@allcorp.com

NO MINIMUM ORDER • All Orders Can Be Charged to Visa, Mastercard, American Express or Discover • Checks and Money Orders Accepted by Mail • Orders Delivered in the State of California must include California State Sales Tax • NO C.O.D. • Shipping and Handling \$5.00 for the 48 Continental United States - ALL OTHERS including Alaska, Hawaii, P.R. and Canada Must Pay Full Shipping • Quantities Limited • Prices Subject to change without notice.

MANUFACTURERS - We Purchase EXCESS INVENTORIES... Call, Write or Fax YOUR LIST.

CIRCLE 28 ON FREE INFORMATION CARD

Electronic CAD for Windows

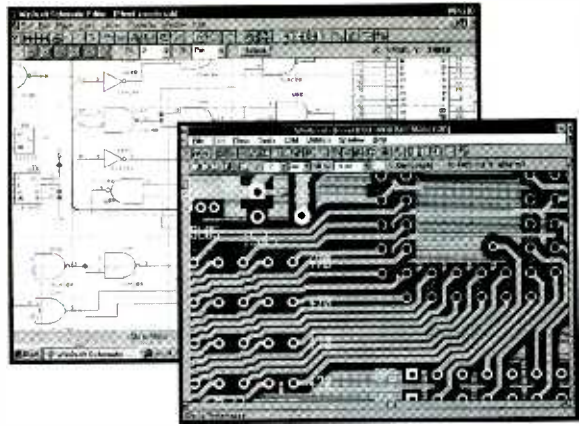
Professional Windows tools at an affordable price with powerful features to make designing faster. WinBoard PCB layout delivers sophisticated interactive routing for complex designs, plus it has the tools needed for high-speed circuits, analog, RF and SMT designs.

WinDraft® Schematics

- ◆ 32 bit Windows application with multiple document interface and floating toolbar.
- ◆ Supports hierarchical designs and electrical rules checking.
- ◆ Over 11,000 unique library parts and symbol editor included.

WinBoard™ PCB layout

- ◆ Supports 16 layers, multiple copper pours, and advanced features for RF designs.
- ◆ Complete through hole and SMD library.
- ◆ CAM Support includes BOM, in-circuit test, NC Drill, Gerber, Pick & Place, DRC.



Prices start at only ... \$250

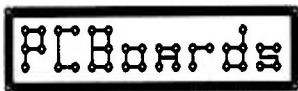
Information is available on the Ivex World Wide Web. An evaluation copy with a complete 80 page Getting Started Guide is only \$20.

World Wide Web: <http://www.ivex.com>

Tel: (503) 531-3555
 Fax: (503) 629-4907
 BBS: (503) 645-0576



CIRCLE 318 ON FREE INFORMATION CARD



**PCB Artwork
 Made Easy!**

PRINTED CIRCUIT DESIGN SOFTWARE
 for

Layout-Autorouting-Schematic

- Supports all Video Modes including Super VGA
- Copper Flooding for Building Ground Areas
- Gerber and Excellon Output
- Create Negative & Positive Printouts
- Autoroute Single & Double Sided Boards
- Mirror Image Output for Laser & DeskJet™
- NEW DOS Pricing (Ask for New Price List)
- AutoCAD™ - DXF output
- Parts Library-Silk Layer-Includes All Output Drivers
- Great for All Circuit Design Projects!

Download Demos from BBS (205)933-2954

PCBoards Layout Only \$99


Windows™ Layout starts at \$149

Call or Write for Full Product Line, Prices & Demo Packages

PCBoards
 2110 14th Ave. South
 Birmingham, AL 35205

(800)473-7227
 Fax (205)933-2954
 Phone (205)933-1122

Electronic Training Videos



Learn electronics quickly and easily with UCANDO's computer-animated training videos. Students can learn at their own pace and professionals will find the UCANDO videos to be a valuable source of reference material. If these videos aren't the best learning tools you've ever seen, return them within 30 days for a

complete refund. These videos are being used by Tech-Schools, CET's, Military Branches, Ham Operators, Industries, and more, across the United States and around the world. Order today and see how UCANDO is ...

"Changing The Way The World Learns Electronics."

VCR Maintenance & Repair ... \$29.95 All others ... \$44.95 each
 • Intro to VCR Repair • Direct Current • Alternating Current • Semiconductors • Power Supplies • Amplifiers • Oscillators • Digital 1 • Digital 2 • Digital 3 • Digital 4 • Digital 5 • Digital 6 • AM Radio • FM Radio Part 1 • FM Radio Part 2 • TV Part 1 "Intro to TV" • TV Part 2 "The Front End" • TV Part 3 "Audio" • Fiber Optics • Laser Technology •

SAVE!!! 6 videos for only \$240 or 12 videos for only \$450



1-800-678-6113

or mail check or money order to:

UCANDO Videos

P.O. Box 928

Greenville, OH 45331




FREE Shipping ... FREE Catalog

CIRCLE 136 ON FREE INFORMATION CARD

Unbeatable Discount Prices

1 YEAR WARRANTY
15 DAY MONEY BACK GUARANTEE



MT-100
Reg. \$599.
\$419.00

Four Instruments in One Instrument

- Function Generator**
 - Sine, Square, Triangle, Pulse, Skewed Sine, Ramp, TTL
 - 0.2 Hz ~ 2MHz
- Frequency Counter**
 - 8 Digit LED
 - 1 Hz ~ 100MHz
 - ± (1 Hz + 1 dgt. + Time Base Error)
- Power Supply**
 - 3-1/2 Digit LCD
 - Triple output: #1. 0-50V, 0.5A MAX #2. 15V, 1A #3. 5V, 2A
- Digital Multimeter**
 - 3-1/2 Digit LCD
 - DCV, ACV, Ω, DCA, ACA
 - ± (0.5% + 2 dgt)

FG-140 2MHz Function Generator
Reg. \$249. **\$149.00**

- 0.2 Hz ~ 2.0 MHz, 7 Decades
- Sine, Square, Triangle, Pulse, Ramp, Skewed Sine
- VCF, Symmetry
- Variable DC Offset Control

Oscilloscope Probe Set
Switch Selectable X1/X10

HP-9060, 60MHz Reg. \$29. **\$17.00**
HP-9150, 150MHz Reg. \$49. **\$27.00**
HP-9250, 250MHz Reg. \$59. **\$37.00**

2MHz Sweep Function Gen. w/Freq. Counter
FG-150
Reg. \$399. **\$229.00**

- 4 Digit LED Display
- Sine, Square, Triangle, TTL, Pulse, Ramp, Skewed Sine
- Linear/Logarithmic Sweep
- 10 MHz Freq. Counter

PS-500 DC Power Supply
Reg. \$249. **\$159.00**

- 0-30 VDC
- 0.1-3A
- Short & Overload Protection

1.0GHz Frequency Counter, High Resolution
FC-200
Reg. \$399. **\$219.00**

- 1.0 Hz ~ 1.0 GHz
- 8 Digit LED Display
- Auto & Manual Range
- 4 Selectable Gate Times
- 1MΩ & 50Ω Input Impedance

PS-540 DC Power Supply
Reg. \$399. **\$249.00**

- 0-16 VDC
- 0.1-10A
- Short & Overload Protection

Deluxe O'scopes w/Phillips CRT.

OS-3304 Reg. \$499. **\$349.00**



OS-3324 Reg. \$599. **\$429.00**



OS-3344 Reg. \$899. **\$649.00**



OS-3304 25MHz, Dual Trace

- DC to 25 MHz, Dual Channel
- 6" Rectangular CRT with Internal Graticule 10x8cm (Phillips P31)
- Uncalibration LED.
- High Sensitivity 1 mV/div to 2mV/div X-Y modes, Z Axis (intensity modulation)
- Rise time 14n Sec. or less.
- Full TV Trigger for TV-V & TV-H
- Acceleration Potential 2kV
- 60MHz (X1.X10) Probe Kit: 2 sets
- Power: 115/230V AC

OS-3324, 3 Function

- OS-3304
- Dual Component Tester/Comparator
- Triple DC Power Supply 5VDC, +12VDC, -12VDC

OS-3344, 5 Function

- + 2 + 3 • OS-3324
- Frequency Counter 100MHz, 7 Digit LED Display
- Function Generator 0.02 Hz to 2.0 MHz

"BEST BUY!"

OS-3315 40MHz, Dual Trace Sweep Delayed
Reg. \$799. **\$549.00**



- DC to 40 MHz, Dual Channel
- Delayed Sweep 100nS to 1.0S 7 decade
- 6" Rectangular CRT with Internal Graticule 10x8cm (Phillips P31)
- Uncalibration LED.
- High Sensitivity 1 mV/div to 2mV/div X-Y modes, Z Axis (intensity modulation)
- Rise time 8.5nS or less.
- Full TV Trigger for TV-V & TV-H
- Acceleration Potential 12kV
- Variable Hold Off
- 16ns ~ 1.0s Time Base
- 60MHz (X1.X10) Probe Kit: 2 sets
- Power: 115/230V AC

Bel MERIT
DM5050C DM5100



Reg. \$149. **\$89.00**

Including Deluxe Holster

Features (DM5050C/DM5100)

- Basic DCV Accuracy: ± 0.25%
- AC/DC Volt & Amp, Ohm
- Diode, Continuity Beeper
- Alligator Clip Test-Leads
- Lead Holders/Velcro Strap Holster
- DM5050C, DMM + Capacitance**
- 9 Function / 42 Range
- Multimeter
 - Ohm: Up to 2000MΩ
 - Amp: AC/DC 2 Amp
- Extended Capacitance Meter (9 Range) 0.1pF - 20,000μF Zero Adjust Knob
- Trig Lamp

DM5100, Wide Range w/Logic

- 11 Function / 45 Range
- Auto Power Off
- Data Hold & Peak Hold
- Freq: Up to 20MHz
- Amp: Up to 20A AC/DC
- Ohm: Up to 200MΩ
- Capacitance: 1p - 200μF
- Logic: TTL, TR hFE

Digital Engine Analyzer
Reg. \$119. **\$69.00**

DM230

- 3 1/2 Digit LCD
- Engine Analyzer Taco, Dwell, Duty Cycle
- DMM DCV, DCA, Ω
- Temperature 0 ~ 1.999°F
- Diode
- Continuity
- Holster, Temp. Probe, Clip Leads

Capacitance Meter
Reg. \$79. **\$49.00**

CM210

- 3 1/2 Digit LCD
- 0.1p-20,000μF 9 Ranges
- 0.5% basic Accu.
- Zero Adjust Knob
- Test Leads & Built In Socket

Pen-Type DMM w/Logic
Reg. \$79. **\$59.00**

DM150

- 3 1/2 Digit
- Dual Display
- Auto & Manual
- DCV, ACV, ACA, DCA, Ω
- Logic CMOS/TTL
- Data Hold
- Diode
- Continuity

Multifunction DMM
Reg. \$99. **\$64.00**

DM4050

- 3 1/2 Digit Basic Accuracy: 0.25%
- Heavy Duty, 20A AC/DC Resistance 20MΩ
- Capacitance
- Freq. up to 20MHz
- TR-hFE
- Diode
- Continuity
- Deluxe Holster

BMC Your Best Source for High Standard Electronics

Order & Free Catalog
800-532-3221

(714) 586-2310 Fax (714) 586-3399



AMERICAN RELIANCE

AMREL Offers Lowest Prices & Best Warranties on DC Power Supplies ANYWHERE!

3 YEAR WARRANTY



AMREL Offers Superior Analog Power Supplies Starting as Low as \$149.00

- Low Output noise rating less than 0.3mV.
- Line/load regulation rated at low 0.01% + 1mV.
- Transient response time of 50µ Sec.
- Overload protection, and Output enable/disable.
- Coarse and fine voltage/current adjustment.
- Auto series/parallel operations for triple output supplies.

3 YEAR WARRANTY



AMREL Offers Features And Prices on Digital Power Supplies That The Competition Can't Beat!

- Microprocessor controlled.
- User friendly keypad data entry.
- Low output noise rating less than 1mV.
- Line/Load regulation rated less than 2mV.
- Output enable/disable and Power off memory.
- Optional RS-232 interface capability.

Model	LPS-101	LPS-102	LPS-103	LPS-104	LPS-105	LPS-106	LPS-301	LPS-302	LPS-303	LPS-304	LPS-305
Rating	30V/1A	30V/2A	30V/3A	+30V/1A -30V/1A 3-6.5V/3A	+30V/3A -30V/3A 3-6.5V/3A	60V/1A	15V/2A(H) 30V/1A(L)	15V/1A(H) 30V/2A(L)	30V/3A	+30V/1A -30V/1A 5V/2A	+30V/2.5A -30V/2.5A 3.3-5V/3A
List Price	\$195	\$225	\$295	\$395	\$495	\$245	\$249	\$299	\$369	\$399	\$599
Sale Price	\$149	\$179	\$199	\$375	\$469	\$219	\$199	\$285	\$350	\$379	\$569

PR INT™
Products International Inc.



8931 Brookville Road • Silver Spring, Maryland 20910 • Fax: 800-545-0058 •

Call: **1-800-638-2020**



CIRCLE 46 ON FREE INFORMATION CARD

TAKE A BITE OUT OF YOUR CABLE BILL !!!

CABLE BOXES & DESCRAMBLERS

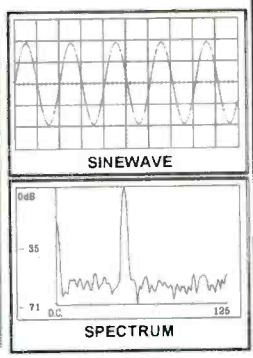


1(800) 72-BOXES

DIGITAL STORAGE OSCILLOSCOPE

The **O-SCOPE** is a pocket-size module that plugs into a PC's printer port and turns it into a DSO, Spectrum Analyzer, Freq. Counter, DVM and Data Logger. Accepts standard probes.

\$189.



Includes software & instructions. Made in U.S.A.
Inquiries and Orders Accepted at: **1-800-980-9806**
Same-day shipping.

ALLISON TECHNOLOGY CORP.

Technical Phone: 713-777-0401 8343 Carvel
FAX: 713-777-4746 Houston, TX. 77036
BBS: 713-777-4753 U. S. A.

May 1996, Popular Electronics

CABLE TV DESCRAMBLERS & CONVERTERS

Jerrold, Scientific Atlanta, Zenith, Tocom,
Panasonic, Oak, Stargate

*13 MONTH WARRANTY ON ALL PRODUCTS IN WRITING

*QUANTITY DISCOUNTS

*FRIENDLY SERVICE

*30 DAY MONEY BACK



TKA
ELECTRONICS
14937 Industrial Road
Omaha, NE 68144

FOR A FREE CATALOG OR QUESTIONS CALL:

1-800-729-1776

Are Cable Companies Sucking You Dry?



**FREE
Catalog!**

**All Major
Brands!**

Take a Bite out of High Rental Fees
with your own

Converters & Descramblers



Everquest • Panasonic • Jerrold • Zenith • Pioneer • Scientific Atlanta • Oak • Eagle • Hamlin • Tocom



Order
Toll-Free **1 800 624-1150**

Call today for a FREE catalog!

M.D. Electronics

875 S. 72 Street • Omaha, NE 68114



© JERROLD, STARCOM, PANASONIC, ZENITH, PIONEER, OAK, SCIENTIFIC ATLANTA, EAGLE, HAMLIN, and TOCOM are all registered trademarks. All references to the above mentioned equipment is for identification purposes only. We are in no way implying that any of the products in this advertisement are original equipment. M.D. Electronics is in no way affiliated with the above mentioned companies or corporations.

CABLE TV DESCRAMBLER KITS

Universal-New Product

This Product includes all the Parts, PC Board, Complete Schematic with Functional Guide. Generates Sync for most Video Applications.

\$79.95

Tri-Mode Descrambler

This product includes all the parts PC Board and AC Adaptor. NO Enclosure included.

\$59.95

SB-3 Descrambler

This Product includes all the Parts, PC Board and AC Adaptor. Enclosure is not included.

\$44.95



Call Toll Free 1-800-886-8699

M & G Electronics, P.O. Box 3310, No. Attleboro Mass. 02761



Anyone implying theft of Cable service will be denied assistance.

NO MASSACHUSETTS SALES!

PROGRAMMERS



- Advantech LabTool 48
1295. ADVANTECH LABTOOL48
669. EETOOLS ALLMAX PLUS
596. ADVANTECH PC-UPROG
569. MOD-MCT-EMUPA
429. XELTEX SUPERPROII R
329. XELTEX SUPERPROII R
424. NEEDHAMS EMP-20
189. XELTEX ROM MASTER II
149. XELTEX ROM MASTER I
135. EETOOLS ROM MAX I
189. EETOOLS ROM MAX 4
419. EETOOLS PROMAX
49. SUNSHINE 1 GANG
125. SUNSHINE 8 GANG
- Needham
EETools
Needham
Xeltek

General Device Instruments
Sales 408-241-7376
Fax 241-6375 BBS 983-1234

Converters & Descramblers

Call 1-800-715-6789

30 Day Money Back Guarantee

FREE Catalog



- Panasonic
- Jerrold
- Pioneer
- Zenith
- Scientific Atlanta

ALL MAJOR CREDIT CARDS ACCEPTED

13492 Research Blvd • Suite 120-113 • Austin, TX 78750

New Surveillance Devices!

Smoke Alarm and Table Clock Video Cameras
Ultra miniature video cameras hidden in smoke alarm or alarm clock - your choice. Wide field of view and super .1 lux low light sensitivity! Undetectable!

SC-600 TC-70
High quality B/W with 420 lines of resolution for ultra sharp images. Direct output of video and audio. **\$219.95 ea.**

Best price on surveillance cameras anywhere!

Telephone Transmitter Kit hidden in dual modular adaptor
Transmits both sides of conversation to any FM radio up to 1/4 mile. "SnapKit" technology. Uses phone line for power and antenna. Goes completely unnoticed. **MA-100 \$25.95**

High quality cassette deck plugs directly into telephone jack! Records up to 12 hours of conversations on a single cassette. Recording starts and stops automatically when phone is used! **Visa/MC (214)265-7490**

THR-12 12 Hour Telephone Recorder
Recorder **\$99.95**
Seymour-Radix Inc. Box 166055-E Irving, TX 75016
Now you can visit us on the internet at <http://www.why.net/home/st/>

SURVEILLANCE

The Latest High Tech Professional Electronic Devices
Our latest catalog offers a HUGE selection of surveillance, privacy devices including: hidden video equipment, electronic kits, telephone recording systems, touch tone decoders, scanners, telephone tap detectors, bug detectors, voice disguisers, telephone scramblers, locksmithing tools, and more. **Catalog \$5.00.**

SPY OUTLET

P.O. Box 337, Buffalo, NY 14226
(716) 691-3476 / (716) 695-8660

\$139* Laser LightShow

Draw with a laser beam! Animation, text, music & more! Includes galvos, servo amp, oscillators, software listing, analog & digital computer interfaces. Call for details



Computerized Motors \$39*

Includes: 2 Stepper motors, computer interface, 32 page training manual, & software listing. Expandable system! Up to 12 motors, up to 3 amps per phase. Call for details

* Add \$6 for shipping. Computer with parallel printer port. Assembly, Power supply, & Laser are required

Call or fax for **FREE FLYER**

SVS
Light & Motion in kit form

1273 Industrial Pky, West Bldg. 460
PO Box 55125
Hayward CA 94545-0125
Voice **510-582-6602**
Fax **510-582-6603**

The Pocket Programmer



\$129.95

The portable programmer that uses the printer port of your PC instead of an internal card.

Easy to use software that programs E(E)prom, Flash & Dallas Ram. 27(C)/28(C)(F)/29(C)(F)/25 series from 16K to 8 Megabit with a 32 pin socket. Adapters available for MCU's 874X, 875X, Pic, 40-Pin X 16 & Serial Eprom's, PLCC, 5-Gang and Eprom Emulator to 32K X 8.

Same Name, Address & Phone # for 13 Years.... Isn't it Amazing ?

Intronics, Inc.
Box 13723 / 612 Newton St.
Edwardsville, KS 66113 Add \$4.75 COD
Tel. (913) 422-2094 Add \$4.00 Shipping
Fax (913) 441-1623 Visa / Master Charge

Prototype it..... FAST!

with ProtoQuick 8051 or Z8
• Complete single board computers
• Up to 38K EPROMs and 8K RAM
• 12 sq. in. plated-through core area
• RS232 C serial port w/ DB25 conn
• Op. sys in EPROM w/ source code
• Assembled, ready to run - 5v only
• MS-DOS core assembler included

ProtoQuick Z8 and 8051 \$99.00 each


Run prototype applications or experimental hardware from the serial port - WITHOUT PROGRAMMING!

1798 Roundbottom Road
Channahon, IL 61614 USA
(815) 561-2060

BUY BONDS



**Are you overpaying . . .
 . . . your cable company?**

You are if . . . 
 . . . you are **leasing their
 equipment.**

- Forest Electronics, Inc. offers a complete line of New Cable Decoders and Converters that are fully Compatible with your cable system.
- All systems come with: Remote Control, & Parental Guidance Feature. Volume Control is also available.
- All Equipment is fully guaranteed & comes with a 30 day money back option.

For More Information Call Us 24 Hours a Day At:
800-332-1996
 FAX: 708-860-9048

Tap into a World of...
FREE ELECTRICITY

Our 150+ page **Self-Reliance Catalog**
 IS JUST LOADED WITH DC to AC
ENERGY INDEPENDENCE ...

We offer:
 Solar, Wind & Hydroelectric energy systems. True Sine Wave DC to AC Inverters. Electric Boat & Car kits. Portable power packs. Solar Lighting & Cooling systems. Solar Pool Heaters. Solar Battery chargers. Solar Books & Toys. DC Appliances. Active & Passive Solar Air & Water Heating Systems. Composting Toilets. Hydroponic, Fish-Farming, Solarium & Greenhouse Systems. Water Testing, Treatment, & Pumping Systems. Emergency Food & H₂O Kits. High Efficiency AC/DC Refrigeration + More...



A LOT OF INFORMATION FOR ONLY \$6.75 ...
 SEND CHECK or MO TO:

Self-Reliance Company Inc.
P.O. Box 306, Florissant, MO 63032

**VOICE CHANGERS!
 ELECTRONIC KITS AND MORE!**



WE ACCEPT VISA, MC, MO, COD
 SHIPPING & HANDLING EXTRA



BUY WITH CONFIDENCE FROM XANDI

- 30-DAY REFUND POLICY
- TECH SUPPORT NUMBER (602-894-0992)

<ul style="list-style-type: none"> • Powerful 2 stage audio amplifier. • Tunes 88-108 MHz. • Up to 1 mile range. • Requires 9V battery. (Not ind.) • Sensitive, picks up sounds at the level of a whisper. 	<ul style="list-style-type: none"> • Sensitive audio amplifier, picks up sounds at the level of a whisper. • Tunes 88-108 MHz. • Up to 1/2 mile range. • Miniature photo battery mounts right on circuit board. (Included) 	<ul style="list-style-type: none"> • Up to 1/2 mile range. • Miniature photo battery mounts right on circuit board. • Transmits at 143 MHz. • Amazing audio sensitivity, picks up sounds at the level of a whisper. 	<ul style="list-style-type: none"> • Smallest Phone transmitter anywhere! • Tunes 88-108 MHz. • Up to 1/4 mile range. • Attach to phone line anywhere in house. • No batteries required, powered by phone line.
<p>SUPER-MINIATURE FM TRANSMITTER Super small FM transmitter. Use with any FM broadcast receiver. Easy to assemble, all chip (SMT) parts are pre-assembled to the circuit board.</p>	<p>MICRO-MINIATURE FM TRANSMITTER Including the battery, this is the Worlds smallest FM transmitter. Use with any FM broadcast receiver. Easy to assemble, uses pre-assembled circuit board.</p>	<p>CRYSTAL CONTROLLED FM TRANSMITTER Including the battery, this is the Worlds smallest crystal controlled FM transmitter. Transmits to any scanner type receiver. Easy to assemble, uses pre-assembled circuit board.</p>	<p>SUPER-MINIATURE PHONE TRANSMITTER Worlds smallest FM phone transmitter. Use with any FM broadcast receiver. Easy to assemble, all chip components are pre-assembled to the circuit board.</p>
<p>XST500 E-Z Kit \$44.95</p>	<p>XWB1000 E-Z KIT \$46.95</p>	<p>XTL1000 E-Z KIT \$69.95</p>	<p>XSP250 E-Z Kit \$28.95</p>
<ul style="list-style-type: none"> • Dial your phone from anywhere and listen to the sounds inside your home. • Two digit Touch Tone code for secure operation. 	<ul style="list-style-type: none"> • Transmits a continuous beeping tone. • Adjustable from 88 to 108 MHz. • Up to 1 mile range. • Works with any FM broadcast receiver. 	<ul style="list-style-type: none"> • Covers 1 to 2,000 MHz. • Compact hand held unit. • Uses sensitive microwave transistor amplifier. • Includes miniature loud speaker for audio indication of detected signals. 	<ul style="list-style-type: none"> • Use with any FM broadcast receiver. • Hear every sound in an entire house! • Up to 1 mile range. • Powerful 2 stage audio amplifier.
<p>TELEPHONE SNOOP The latest in home or office security. Call home from anywhere, enter a two digit security code, and hear the sounds in your home. Automatically turns on without ringing the phone, verifies code, then activates for one and a half minutes.</p>	<p>TRACKING TRANSMITTER Only 0.7 by 2.4 inches, the XTR100 operates at voltages of 3 to 18 Volts and is ideal for use in locating lost model rockets, bicycles, automobiles, games of hide and seek, and contests.</p>	<p>SUPER SENSITIVE BUG DETECTOR When the XBD200 intercepts a signal in the 1 to 2,000 MHz range, it emits a growl that increases to a high pitched squeal as the signal strength increases.</p>	<p>MINIATURE FM TRANSMITTER The XFM100 has a super sensitive microphone and is capable of picking up sounds at the level of a whisper and transmitting them to any FM broadcast receiver.</p>
<p>XPS-CASE KIT \$13.95 XPS1000 C KIT \$55.95</p>	<p>XTR100 C Kit \$29.95</p>	<p>XBD200 C Kit \$39.95</p>	<p>XFM100 C Kit \$21.95</p>
<ul style="list-style-type: none"> • Digital voice changing: male to female, female to male, adult to child, child to adult. • Anonymity on any call. • Button for normal operation. • 16 levels of voice masking. 	<ul style="list-style-type: none"> • Digital voice changing: male to female, female to male, adult to child, child to adult. • Use with any modular phone. • 16 levels of voice masking. • Connects between handset and phone. 	<ul style="list-style-type: none"> • Uninterrupted coverage of 800 to 950 MHz. • Works with any scanner that can receive 400 to 550 MHz. 	<ul style="list-style-type: none"> • Transmit high quality stereo to any FM stereo receiver. • Built-in output level monitor for quick and easy tuning. • Ideal for use with personal CD player.
<p>VOICE CHANGING TELEPHONE STOP THOSE ANNOYING TELEPHONE CALLS! Sound older and tougher when you want to. Not a kit. Fully assembled. Single phone operation only.</p>	<p>VOICE CHANGING ACCESSORY STOP THOSE ANNOYING TELEPHONE CALLS! Sound older and tougher when you want to. Not a kit. Fully assembled. Use with single or multi-line phones.</p>	<p>800-950 MHz SCANNER CONVERTER KIT If your scanner can receive 400-550 MHz, just add the XLC900 for <u>uninterrupted</u> 800-950 MHz coverage. It converts all 800-950 MHz signals down to 400-550 MHz so your scanner can receive them! Add our custom case kit for that "Professional" look.</p>	<p>FM STEREO TRANSMITTER Transmits full-bodied Hi Fi stereo to any FM stereo receiver. Separate left and right inputs and gain controls. Includes an output booster stage for greater range.</p>
<p>TRANSITION 2000 \$89.95</p>	<p>TRANSITION 2001 \$59.95</p>	<p>XLC-CASE KIT \$13.95 XLC900 C KIT \$49.95</p>	<p>XFS-CASE KIT \$13.95 XFS108 C KIT \$39.95</p>

XANDI Serving the public since 1981
ELECTRONICS, INC.
 1270 E Broadway Rd. # 113, Tempe AZ 85282

TOLL FREE ORDER LINE: 1-800-336-7389
FAX LINE: 1-602-731-4748
ASK FOR FREE CATAG OF OUR PRODUCTS

SEND MAIL XANDI ELECTRONICS
ORDERS TO: BOX 25647
TEMPE, AZ 85285-5647

CIRCLE 134 ON FREE INFORMATION CARD



CABLE TV

Universal Descrambler
NEW PRODUCT



UNIVERSAL 5000

\$199.95

Our fully assembled product is factory tested and **GUARANTEED** to work on your system.

MODEL 4000 KIT

\$ 79.95

The 4000 KIT comes with all the electronic parts and our Cad designed PC board. We provide parts list, full schmatic, wiring diagram and tutorial.

MODEL 4000A Enclosure

\$ 44.95

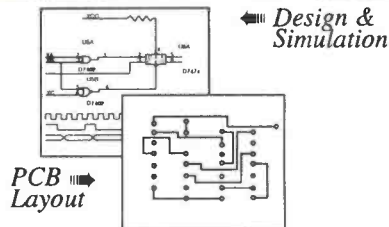
The 4000A Enc. Package will provide the hobbyist, who has our 4000 Kit, a custom enclosure, AC adaptor and finish accessories to enclose their kit.

MODEL 4000 And 5000 Features

- The latest in Video Amplification Technology.
- New clocking circuits to stabilize color and picture performance.
- The most advanced picture locking circuitry.
- Inverted Video Option is available.
- **NO CONVERTER BOX** is necessary.

The Halcyon Group 1-800-664-6999

Low Cost CAD Software
for the IBM PC and Compatibles
Now In Windows™



- Easy to use schematic entry program (SuperCAD) for circuit diagrams, only \$149. Includes netlisting, bill of materials, extensive parts libraries, More parts, and automatic wiring available in enhanced CAD package (SuperCAD+) for only \$249.
- Powerful, event-driven digital simulator (SuperSIM) allows you to check logic circuitry quickly before actually wiring it up. Works directly within the SuperCAD editor from a pulldown menu and displays results in "logic analyzer" display window. Starting at \$149 this is the lowest cost simulator on the market. Support for PALs, a larger library, and a separate interactive logic viewer are available in full-featured SuperSIM+ for only \$399. Library parts include TTL, CMOS and ECL devices.
- Circuit board artwork editor and autorouter programs (SuperPCB), starting at \$149. Produce high quality artwork directly on dot matrix or laser printers. You can do boards up to 16 layers including surface mount. Includes Gerber and Excellon file output. Autorouter accepts netlists and placement data directly from the SuperCAD schematic editor.
- Low cost combination packages with schematics and PCB design: 2-layer for \$399, 16-layer for \$649.
- DOS version available.

Write or call for free demo disks:

MENTAL AUTOMATION, INC.

5415 - 136th Place S.E.
Bellevue, WA 98006
(206) 641-2141
BBS (206) 641-2846

Parts Express™



Parts Express is proud to announce that we now stock the NTE line of replacement semiconductors. NTE has been

supplying the electronics industry with top notch replacement parts for over 15 years. All NTE products meet or exceed industry specifications and offer an exclusive 2 year manufacturer warranty.

We also offer a complete line of parts for the service repair industry. Test equipment, loudspeakers, video and audio heads, magnetrons, belts, idler assemblies, tools, soldering equipment, just to name some of the 12,000 items we stock. Ask about our new dealer program for resellers. Call toll free for a copy of our **FREE 212** page catalog. **Source Code: POM**



CALL TOLL FREE
1-800-338-0531

Parts Express 340 E First St. Dayton, Ohio 45402-1257
Phone: 513-222-0173 Fax: 513-222-4644

SURVEILLANCE

FM TRANSMITTERS MINI (KITS)

- 3-VOLT FM XMTR, up to 300 ft. indoors, 1500 ft. outdoors
- PHONE XMTR, range to 500 ft., uses phone-line power
- Sound-Activated XMTR, range to 500 ft.
- 2-STAGE XMTR, 9-Volt, very powerful!

All above require simple soldering at 2 to 4 places. **\$29.95** ea.**

TELE FM WIRELESS MONITORING SYSTEM. (Kit) **\$99.00***

TELE CALL FORWARDER. Transfers incoming calls. **\$99.00***

CALLER ID. Registers incoming number. **\$99.00***

TEL REGISTER WITH PRINTER. Records dialed number, duration, and prints record. **\$139.00***

12-HOUR LONG-PLAY RECORDER. Modified Panasonic. Records 6 hrs. on each side of 120 tape (supplied). Compatible with VOX and Tel Rec Adapter. **\$119.00***

VOX VOICE-ACTIVATED SWITCH. Makes recorder self-activating with voices or other sounds. **\$28.50****

TELE RECORDING ADAPTER. Records incoming and outgoing calls **\$28.50****

TELEPHONE SCRAMBLERS. Over 4,000 separate codes. **\$199.00***

VOICE CHANGER. Changes man's voice to lady's and vice versa. **\$49.00***

For Shipping & Handling add **\$5.00 and **\$2.00 per item. Colo. residents add sales tax. Mail Order, VISA, M/C, COD's o.k. Inquire for dealer prices. Free catalog.

MUCH, MUCH MORE — OUR 25TH YEAR!
TOLL FREE 1-800-926-2488

A.M.C. SALES, INC.

193 Vaquero Dr., Boulder, CO 80303
Tel: (303) 499-5405, Fax: (303) 494-4924
Mon.-Fri. 8 a.m.-5 p.m. Mtn. Time

CABLE DIRECT

CONVERTERS
DESCRAMBLERS
VIDEO STABILIZERS
FILTERS



100% MONEY BACK GUARANTEE!

30 DAY FREE TRIAL!

FREE Cable TV Catalog.



Now you can tune-in your favorite cable TV programming and **SAVE \$100'S - EVEN \$1000'S** on premium **CABLE TV EQUIPMENT.**


MODERN ELECTRONICS

1-800-906-6664

2125 S. 156TH CIRCLE • OMAHA, NE 68130

Learn MICROCONTROLLERS EMBEDDED SYSTEMS and PROGRAMMING with the New AES-10

The AES-10... a complete learning system, a complete embedded control system. Extensive manuals guide you through your 8051 development project. Assembly, BASIC, and C programmable. All hardware details, complete schematics. Learn to program the LCD, keypad, digital and analog I/Os. The entire board is software reconfigurable for your applications. Everything you need, nothing extra required.



80C32 Computer/Microcontroller board with:

- 32K Byte ROM • 32K Byte RAM • 2 by 16 Liquid Crystal Display • 4 by 5 Keypad • Two serial ports • 5 interrupt sources • 3 timers • A/D, D/A, PWM and digital I/O • Built in Logic Probe • Power supply (can also be battery operated) • Extended Intel BASIC and AES Monitor in ROM • RS-232 cable to connect to PC for programming • 8051/52 DOS Cross Assembler • Program disks with well documented examples • User's Manual, Language Manual, and Text (over 400 pages).

AES-10 \$285 Complete
Money Back Guarantee

Free Info Pack, M/C Visa
714 - 550-8094
Fax 714 - 550-9941

AES
Advanced Educational Systems


CALL 1 - 800 - 730-3232

970 W. 17th St., Santa Ana, California, 92706 USA

IN STOCK

quality \ 'kwäl - at - ë \ noun
- An inherent and essential feature or element:
exhibiting a degree of excellence and superiority.
syn. see Mouser Electronics

Call for your
FREE 324
page catalog
TODAY!



60,278 Products
120 Manufacturers
All Orders Ship Same Day

- Passive Components ■ Semiconductors
- Electromechanical ■ Connectors/Cable
- Surface Mount and Through Hole

MOUSER[®]
ELECTRONICS

800-992-9943
FAX: 817-483-0931
Internet: <http://www.mouser.com>

958 North Main St., Mansfield, TX 76063

CIRCLE 48 ON FREE INFORMATION CARD

INSTEK Test & Measuring Instruments

20 MHZ, 2-Channel, OSCILLOSCOPE

- model #OS-622B
- 20MHz, Dual Channel
- High Sensitivity 1mV/DIV
- TV Synchronization
- Z axis input
- ALT Triggering Function
- Hold Off Function
- Trigger Level Lock Function
- CH 1 Output
- Includes Probes (x1, x10)
- 2 Year Warranty



Regular \$499.00 Sale \$389.95

PRINT[™]
Products International

800-638-2020




Test Instruments, Equipment, Tools & Supplies For Electronic Production, Maintenance & Service
8931 Brookville Road, Silver Spring, MD, 20910 * 800-638-2020 * Fax 800-545-0058

CIRCLE 45 ON FREE INFORMATION CARD

MCM ELECTRONICS®

The Right Tools For The Job

\$39.99



#22-1475....30 Piece Security Bit Kit
Price Effective through June 7, 1996

Today's specialty tools are more important than ever. When removing security fasteners and tamper resistant screws, the right tool not only saves time, it eliminates enormous frustration.



MCM offers a comprehensive line of tools engineered specifically for the repair of computers, TVs, VCRs, video games, cable boxes and more. In addition, you will find a wide variety of test equipment, semiconductors, TV/VCR parts, computer components, chemicals, audio/video accessories and hundreds of replacement speakers.



Authorized Original
Parts Distributor
Panasonic
Quasar
Technics

Call today for your FREE CATALOG...

1-800-543-4330



Hours: M-F 7a.m. - 9p.m., Sat. 9a.m. - 6p.m. EST

MCM ELECTRONICS®
650 CONGRESS PARK DR.
CENTERVILLE, OH 45459-4072
A PREMIER Company

FAST DELIVERY FROM DISTRIBUTION FACILITIES IN RENO, NV AND DAYTON, OH!

CODE: POP30

CIRCLE 145 ON FREE INFORMATION CARD



CABLE TV Converters & Descramblers

Compatible with
**Jerrold, Scientific Atlanta,
Pioneer, Oak, & Hamlin
Equipment**

BRAND NEW!
6-MONTH GUARANTEE
LOWEST PRICES

Volume Control & Parental Lockout Available

Greenleaf Electronics
1-800-742-2567

NO ILLINOIS SALES

It is not the intent of Greenleaf Electronics to defraud any pay television operator and we will not assist any company or individual in doing the same.

PROFESSIONAL COUNTERSURVEILLANCE EQUIPMENT

AI 6600 Phone Tap Detector

- Detects:
- Radio Frequency Taps
 - Series and Parallel Taps
 - Line Impedance Taps
 - Extension Phone Listeners

\$149.95



AI 2100 VIBRATING TRANSMITTER DETECTOR

- Detects:
- Body Wires
 - FM Wireless Mics
 - AM Transmitters
 - UHF Transmitters

\$189.95



AI 5500 COMPLETE SAFETY SYSTEM

- Detects:
- All Phone Taps and Extension Phone Listeners
 - All Body-Wires, Wireless Mics, AM, FM and UHF Transmitters

- Defaults:
- All Body Wires, Transmitters and Distance Microphones with its built in white noise signal breaker

\$379.95



We sell a variety of covert cameras, transmitters, night vision equipment, video transmitters, time lapse recorders, remote video monitoring systems, body armour, and much more...

Request Our Full Catalog for \$5.00, Receive \$10.00 OFF First Order
(FREE WITH ANY PURCHASE)

AMERICAN INNOVATIONS, INC.
119 Rockland Center Suite 315 Nanuet, N.Y. 10954
914-735-6127 • Fax 914-735-3560



TOP SECRET

CONSUMERTRONICS
2011 Crescent Dr., P.O. Drawer 537
Alamogordo, NM 88310

Voice: (505) 439-1776, 439-8551
8AM - 7PM MST, Mon - Sat

Fax: (505) 434-0234, 434-1778 (orders only; if you get voice, enter *111 any time), 24-hr Home Page: Visit our popular home page and tell your friends: <http://users.aol.com/wizguru/hl-tech.html>

Free Tech Support (relates directly to your order or prospective order): **Tues. & Thurs. only.**

10% Off on orders \$100+ - 15% Off over \$200+ Add \$5 total S/H (U.S. Canada). All items in stock. VISA, MC card OK. No CODs or bill ma's. New Catalog (200+ offers) \$2 w/order, \$5 w/o (check or MO). **NO DEALERS**. Since 1971. As seen on CBS '60 Minutes', Forbes, etc. By John Williams - former Lockheed Santor Engineer, NMSU CS Professor, OOD Electronic Weapons Engineer, NIH Health Physicist.

Wanted: 5 MAC lit. PC486 (or better), peripherals, new surplus electronic parts, test equipment - buy, trade.

*All software supports all IBM-PC compatible x86 systems (8086 - Pentium)

Off-The-Shelf HARDWARE

Van Eck Systems • Data Card Reader/Writers • ATM3 • RF/EM/UV Wave/Radar/Ultrasonic/IR/Light/Sound Detectors/Receivers/Xmitters/Jammers/Blasters • Security Surveillance • Neurophone/Rife-Heronymus/Resonant Crystal Radionics • EM Lab/Weaponry/Countermeasures • Voice Disguisers • ESS Infinity Devices • Phone Color Boxes • DTMF Decoders • Lineman's Handsets • Bug/Tap Detector/Blaster • Bumper Beeper/Child Finder • Panic Button • Carjack/Kidnap Foller • Hidden Presence Detectors • Hearing Assistor • Shriek Module • TENS • Subliminal Mixer/Amp • Vortex Generator • 6th Sense Communicator • Noise Cancel. System • Electronic Dowsler • Levitator - more! See New Catalog!

SPECIAL PROJECTS

We design/build/obtain/repair/modify/maintain/consult on any device/system/process/project - electronic/computer/mechanical/optical (ex: phone/auto/security/radionic/lab/energy/HV/EM/RF/radar/ultrasonic/IR/UV/commo/consumer) for business/personal/invention needs. Describe & include \$30 pre-engineering fee (no obligation). Time & cost estimates 7-10 days. Confidentiality guaranteed.

1-GBYTE DATABASE

Let us search our massive 1.03 Gbyte Hi-Tech Survival Database for you. Virtually every major Hi-Tech Survival topic covered in depth. Some private files. See New Catalog.

CELLPHONE MODS

See our Catalog for our inamous cellphone modification guide (\$69) - detailed, comprehensive, covers all makes - 3.0 times more info than competitor's "guide". (Do Special Projects above to get up-to-date hardware/software). **Free Data Search**: As a special FREE service to our happy customers, we will perform a FREE search of our massive cellphone database if requested within 30 days of your purchase of C&CP. Data now on cellphones is so great, we can fit in C&CP what in greatest demand. Search results not guaranteed. Request by mail (don't fax); include a #10 SASE.

VOICE MAIL HACKING

How Voice Mail Box (VMB) systems are used and the specific ways they are hacked. Includes ASPEN, MESSAGE CENTER, BIX, GENESIS, EZ, SYDNEY, PHONE MAIL, AUDIX, GINNY, CENTRAM, SPERRY, LUNA, RSVF, etc. Absolutely required for all users, sysops and security personnel! \$29.

PBX HACKING

1,000s of PBXs are hacked to the tune of \$ Billions/yr! While "VOICE MAIL HACKING" details how VMSs are hacked for "inhum" and profit - including VMS methods for hacking PBXs themselves - "PBX HACKING" addresses ALL issues relating to PBX hacking, including countermeasures! Can your business or agency afford a \$90,000 phone fraud loss (the average loss due to hacked PBXs)? As described in Forbes Magazine. \$29

PHREAKING CALLER ID & ANI

Details on how they work and dozens of effective ways of defeating Caller ID, ANI, *69, *57, and Call Blocking and *67. Also describes Caller ID, Orange, Belge, Cheese and CF Boxes, ESS, SS7, E-911, various CLASS services, CNA, NON PUB DA, CAMA, DNR, 800-ECR, Diversiter, Extenders, Centrex - more. \$29.

Beyond PHONE COLOR BOXES

Dozens phone color boxes described - many circuits. Plus Call Forwarding, Conferencing, Phreak History, Glossary, Diversiter, Extenders, Loops, REMODS, Bridging Heads & Cans, Oplotcom, 3rd Party and many other non-box methods - more. \$39.

HACKING ANSWERING MACHINES

How answering machines are hacked to listen to - even erase - messages, and to convert them into mini-VMBs. And countermeasures - protect yourself from snoops, stalkers, burglars and pranksters! \$29.

CREDIT CARD SCAMS

Cardholders, merchants, banks suffer \$ Billions in losses annually because of credit card fraud. Describes every known means of credit card fraud and scams. Protect yourself! \$29.

AUTOMATIC TELLER MACHINES

ATM crimes, abuses, vulnerabilities and details exposed! 100+ methods detailed. Include: Physical, Reg. E, cipher, PIN compromise, card counterfeiting, magnetic stripe, false front, TEMPEST, Van Eck, tapping, spoofing, inside job, super-cool, vibration, pulse, high voltage - others. Case histories, law, countermeasures, detailed security checklist, labeled internal photos, figures. ATMs contain up to \$250,000 in cash! Recent \$350,000 ATM crime spree still unsolved! \$39.

CONS. SCAMS & SWINDLES

Cons & scams and related swindles fleece Americans of \$100+ Billion per year! The most comprehensive survival manual on cons & scams of all kinds - from the classic to hi-tech. Details on 100s and many variations. And countermeasures. Protect yourself! \$39.

COMPUTER PHREAKING

Describes in detail how computers penetrate each other, and how VIRUSES, TROJAN HORSES, WORMS, etc are implemented. Dozens of computer crime and abuse methods and countermeasures. Includes disk and with hacker text files and utilities, and the legendary FLUSHOT - protection system (Ed. Choice, PC Magazine). BBS advice, password deletes, glossary - much more! Manual + Disks \$39.

Beyond VAN ECK PHREAKING

Saves tapping on TV and computer video signals using an ordinary TV described in detail. Includes security industry reports. Range up to 1 KM. Plans include both the Consumertronics and the original Top Secret Van Eck designs! \$29.

The HACKER FILES

Compilation of 100s of the best articles written (in ASCII) by top hackers & phreakers. Covers every major topic in hackerdom! 3 HD Disks \$59.

STOPPING POWER METERS

As reported on CBS "60 Minutes": How certain devices can slow down - even stop - watt-hour meters while loads draw full power! Device simply plugs into one outlet and normal loads into other outlets. Also describes meter creep, overload droop, etc. Plans \$29. **I.G. MANUAL**: External magnetic ways (applied to the meter itself) to slow down and stop watt-hour meters while drawing full loads. Plans: \$19. **KV-HB METERS**: How watt-hour meters work, calibration, error modes (many), ANSI Standards, etc. Demand and Polyphase Meters. Experimental results to slow and stop meters by others. \$19. Any 2. \$38. All 3. \$59.

UNDER ATTACK!

Electromagnetic Interference and Electronic Weapon Attacks cause: Cancer, birth defects, and profound psychological, neurological, cardiovascular and immune system disorders! Destructive to people, animals, plants! Equipment includes **ACTUAL CASES OF EM ATTACKS** (we investigated!) Includes how to verify and pinpoint EM and electronic attack sources, and effective countermeasures. \$29. **EM BRAINSLASTER**: Tutorial and plans for powerful ELECTROMAGNETIC WEAPONS and LAB DEVICES. Optimum circuits, freqs, waveforms, duty cycles, intensities. Thorough. \$29. Both \$49.

RADIONICS MANUAL

Exciting electrical, electronic, electromagnetic therapeutic, diagnostic & preventive devices (mostly experimental). History, descriptions, plans (dozens), availabilities of Radionics Devices from early to modern. While drugs cost \$100s, electricity costs pennies! \$29. **HEAL YOURSELF**: Plans for 3 major electronic therapeutic devices of types approved by FDA. \$19. Both \$39.

HIGH VOLTAGE DEVICES

HV devices plans: Stun Gun, Taser, Prod, Cane, Blaster, Flasher, Zapper, Audio/RF/Radar Jammer, Fence Charger, Plasma & Van de Graeff Guns, Jacob's Ladder, Geliger Counter, Ozone Gen., Fish Stunner, Plant Stim. Kirtlan, more! All plans for only \$29.

STEALTH TECHNOLOGY

Police radar is fascinating! It also has error rates of 10-20%! Every known error mode - stealth method and material used to minimize radar reflections - tactic and strategy to fight anti-radar tactics (that cost you \$100s in insurance and risk cancellation) - methods to detect and jam signals - fully described! \$29.

SECRET & SURVIVAL RADIO

Optimum survival and security radio equipment: methods, fire atackions and voice/data scrambling/encoding. Includes small receivers/transmitters, telemetry, antenna optimizations, remote monitoring and control, security, surveillance, and ultrasonic, fiber-optic and infrared commo. 70+ circuit plans, tables. \$29.

By an ORDER of the MAGNITUDE

The most comprehensive, hard-hitting, hi-tech survival book ever written! Topics include electronics, computers, energy, weapons, concealment, revenge, alarms, etc to survive today's dangerous world. We all face increasingly financially and physically brutal times! Field-expedient use of technology in various threat and conflict environments and scenarios. \$49.

ROCKET'S RED GLARE

How to design and build solid-propellant amateur and survival rockets. Emphasis on formulation, manufacture, installation of propellants, motors, igniters, etc. Includes list of commonly available materials, and the design of launch pads and test beds and their electronics. \$29.

FIREWORKS: How firecrackers (M-80s, black-bucklers, cherry bombs), small rockets, volcans, fountains, sparklers and safety fuses are made and colored. Simple, cheap, common ingredients. \$9. Both \$35.

How to get an AOL Web Page

Web pages are powerful forums (or presenting views and offers, exchanging data, organizing around common interests, hyperlinking to other sites, etc - YOUR world-wide magazine! Available info on how to create and upload web pages to AOL is often erroneous, misleading and incomplete. Step-by-step details on how to create and upload your AOL web page. And how more than one can be posted from the same screenname. Plus lots of tips. \$19 (not an HTML language web or AOL tutorial). See the other 100+ additional pages on AOL!

EARN MORE MONEY!

Be an FCC LICENSED ELECTRONIC TECHNICIAN!



Learn at home in spare time. No previous experience needed!

No costly school. No commuting to class. The Original Home-Study course prepares you for the "FCC Commercial Radio-telephone License." This valuable license is your professional "ticket" to thousands of exciting jobs in Communications, Radio-TV, Microwave, Maritime, Radar, Avionics and more...even start your own business! You don't need a college degree to qualify, but you do need an FCC License.

No Need to Quit Your Job or Go To School
This proven course is easy, fast and low cost! **GUARANTEED PASS**—You get your FCC License or money refunded. **Send for FREE facts now. MAIL COUPON TODAY!**
Or, Call 1-800-932-4268 Ext. 240

COMMAND PRODUCTIONS
FCC LICENSE TRAINING, Dept. 240
P.O. Box 2824, San Francisco, CA 94126
Please rush FREE details immediately!

NAME _____
ADDRESS _____
CITY _____ STATE _____ ZIP _____

CABLE T.V. EQUIPMENT

Friendly, Knowledgeable Service



**ORDERS CALL:
1-800-361-4586**



- All Equipment New
- Convertors & Descramblers
- 30 Day Money Back Guarentee
 - 6 Month Warranty
- Visa, MC, C.O.D. Welcome

KDE ELECTRONICS, INC.

P.O. Box 1494

Addison, IL 60101

Info. 708-889-0281 HRS: Mon-Fri, 9-6 CST

Fax 708-889-0283 Sat, 9-3 CST

EPROM+ PROGRAMMING SYSTEM USES PARALLEL PORT

EPROMS (24,28,32 & 40 PIN*)+27C AND 25XX
1702*,2708,TMS2716*,32,32A,64,64A,128,128A
256,512,513,011,010,101,1001,1000,1024,210,020
2001,220,2048,4001/2,040,080,240,4096,68764/66
FLASH EPROMS 28F256, 28F512, 28F010
28F020,29C257,29C010,29C040,29F010,29F040
EEPROMS & NVRAMS (18,24 & 28 PIN+CXX)
2210, 2212, 2804, 2816, 2816A, 2817, 2864, 2865
28256, 28C010, DS1220, DS1225, DS1230
SERIAL EEPROMS* (8 & 14 PIN PLUS CXX)
ER1400,M58657, 2401,02,04,08,16,32,65, 2444
59C11,80011A,9306,46,56,66,8572,82,92,168/9XX
BIPOLAR PROMS* (16 THROUGH 24 PINS)
74SXXX AND 82SXXX FAMILY
MICROCONTROLLERS* 8741, 42, 48, 49, 8751
C51, 52, C52, 87C5XXX, 87C75X, 89C5X, 68705
68HC705, 68HC711E9, PIC16CXX, TMS7742
*ADAPTER REQUIRED - DIAGRAMS INCLUDED
SOFTWARE - READ,VERIFY,PROGRAM,COPY
DISK FILE LOAD/SAVE, CHECKSUM, FULL
SCREEN BUFFER EDITOR W/20 COMMANDS
READS HEX, S-RECORD AND BINARY FILES
FAST-DEVICES PROGRAM IN UNDER 20 SEC
RUGGED (9" X6" X3")ENCLOSURE W/HANDLE
MADE IN USA - 1 YEAR WARRANTY



SYSTEM INCLUDES:
PROGRAMMING UNIT
PRINTER PORT CABLE
POWER PACK, MANUAL
AND SOFTWARE.

\$289

ADD \$5.00 SHIPPING
\$5.00 C.O.D.
VISA/MASTERCARD

ANDROMEDA RESEARCH, P.O. BOX 222, MILFORD, OH 45150
(513) 831-9708 FAX (513) 831-7562

"FULL-VIEWING" CABLE BOXES
LOWER YOUR CABLE
BILL NOW

FREE
Converter Box Catalog
Open Every Day!

CHANNEL SURFERS

1-800-447-7634



❖ ATTENTION CABLE VIEWERS ❖

CABLE VIEWERS...get back to your **BASIC** Cable Needs

Call 800-577-8775

For information regarding all of your **BASIC** cable needs.



5 GOOD REASONS TO BUY OUR FAR SUPERIOR PRODUCT

- ❖ PRICE
- ❖ EFFICIENT SALES AND SERVICE
- ❖ WE SPECIALIZE IN 5, 10 LOT PRICING
- ❖ ALL FUNCTIONS (COMPATIBLE WITH ALL MAJOR BRANDS)
- ❖ **ANY SIZE** ORDER FILLED WITH SAME DAY SHIPPING

We handle **NEW** equipment **ONLY** - Don't trust last year's **OBSOLETE** and **UNSOLD** stock!
COMPETITIVE PRICING—DEALERS WELCOME

HOURS: Monday-Saturday 9-5 C.S.T.

It is not the intent of B.E.S.W. to defraud any pay television operator and we will not assist any company or individual in doing the same.
*Refer to sales personnel for specifications.

**BASIC
ELECTRICAL
SUPPLY &
WAREHOUSING
CORPORATION**

P.O. Box 8180 ■ Bartlett, IL 60103 ■ 800-577-8775

CONTROL







RELAYS • LIGHTS • MOTORS

MEASURE

TEMPERATURE • PRESSURE • LIGHT LEVELS • HUMIDITY

INPUT

SWITCH POSITIONS • THERMOSTATS • LIQUID LEVELS

MODEL 30 \$79  <ul style="list-style-type: none"> • PLUGS INTO PC BUS • 24 LINES DIGITAL I/O • 8 CHANNEL • 8 BIT A/D/IN • 12 BIT COUNTER • UP TO 14K SMP/SEC 	MODEL 45 \$189  <ul style="list-style-type: none"> • RS-232 INTERFACE • 8 DIGITAL I/O • 8 ANALOG INPUTS • 2 ANALOG OUTPUTS • 2 COUNTERS-24 BIT
MODEL 100 \$279  <ul style="list-style-type: none"> • 12 BIT 100 KHZ A/D • 4 ANALOG OUTPUTS • 3 TIMER COUNTERS • 24 DIGITAL I/O 	MODEL 150-02 \$179  <ul style="list-style-type: none"> • RS-232 INTERFACE • TRMS, 20 AMPS • 12 BIT A/D • OPTO-ISOLATED • COMPLETE DMM
MODEL 40 \$99  <ul style="list-style-type: none"> • RS-232 INTERFACE • 28 LINES DIGITAL I/O • 8 ANALOG INPUTS • PWM OUTPUT 	MODEL 70 \$239  <ul style="list-style-type: none"> • RS-232 INTERFACE • 16 BIT A/D • 5.5 DIGIT • UP TO 60 SMP/SEC

Prairie Digital, Inc.

PHONE 608-643-8599 • FAX 608-643-6754
846 SEVENTEENTH STREET • PRAIRIE DU SAC, WISCONSIN 53578

SHOW TIME CABLE



Your Cable Connection To The Stars!

Order your **FREE** catalog today!
1-800-643-4258



STARGATE SST

- Converters & Descramblers
- All Makes & Models
- Quantity Discounts
- 30-day Money Back Guarantee
- Best Warranties

Show Time Cable
643 N 98th St STE 260
Omaha, NE 68114

COD • MasterCard • Visa • Amex • Discover

CIRCLE 130 ON FREE INFORMATION CARD

CABLE TV CONVERTERS

*Equipment & Accessories
Wholesalers Welcome*

Call VISION TIME PRODUCTS
1-800-310-1153 M-F 8a-8p
NO TENN SALES

Remote Automotive Engine Starters

Warm up your car in the winter. Cool it off in the summer.

SmartStart™ MCS-100 Real Time clock based. Programs like a VCR. The engine starts at the times you set, up to 4 start times per day. Also set the run time, day and time.

TouchStart™ MCS-200 Start and stop the engine, and honk the horn with a 2 channel key chain transmitter up to 300 ft. away.

Plans and parts list only... \$14.00 each + \$3 S.H.
Send check or M.O. to: Modern Circuit Solutions Corporation
P.O. Box 212 Cedarburg, WI 53012-212

Be a PC repair expert!

Approved home study. Learn to troubleshoot, repair, install, upgrade, and service computers.
Free literature: 800-223-4542

Name _____ Age _____
Address _____ Phone (____) _____
City/State _____ Zip _____

School of PC Repair, DEPT JUF341, PCDI
6065 Roswell Road, Atlanta, Georgia 30328



Weeder Technologies

P.O. Box 421, Batavia, OH 45103

Ask for our **FREE** catalog of other exciting kits.
Call 513-752-0279

Pro-Kit™

Educational Kits for the Serious Hobbyist

<h4 style="text-align: center;">Home Automation</h4> <p>Connects between a TW523 and an RS-232 serial port. Use your computer to receive and transmit all X-10 commands. Create your own program to control your home automation system, turning on/off any device plugged into an electrical outlet with response to time/date, or another X-10 transmission. \$38.50</p>	<h4 style="text-align: center;">Caller ID / RS-232</h4> <p>Connects between a telephone wall jack and an RS-232 serial port. Decodes the caller ID data sent over the phone line and sends it to your computer in a pre-formatted ASCII character string. Create your own program to log the name, number, date, time of all incoming calls. \$34.50</p>	<h4 style="text-align: center;">Telephone Call Restrictor</h4> <p>Connects to telephone wall jack. Disables all phones on the line if attempting to either: dial a number that has been stored in memory "Block Mode" or, dial a number that has not been stored in memory "Allow Mode". Use touch-tone phone to enter telephone numbers into memory, and choose mode. Program from any phone on the line using your password. \$35.00</p>	<h4 style="text-align: center;">50 MHz Frequency Counter</h4> <p>Reads frequency from 1Hz to 50MHz and displays it on a 16x1 character LCD display. Auto-range feature provides floating decimal point and automatically affixes the correct suffix (Hz, KHz, or MHz). Microcontroller based, very few additional components. \$46.50</p>
<h4 style="text-align: center;">Telephone Scrambler</h4> <p>Scrambles your voice before sending it over the telephone line, and descrambles it on the other end. Connects between your telephone and wall jack. No modifications are required to your telephone. Full duplex operation. \$43.00</p>	<h4 style="text-align: center;">IR Remote Control Receiver</h4> <p>Learns and records the data patterns emitted by standard infrared remote controls used by TVs VCRs, Stereos, etc. Lets you control all your electronic projects with your TV remote. Seven individual I/O pins can be assigned to any button on your remote, and can be configured for either "toggle" or "momentary" action. \$32.00</p>	<h4 style="text-align: center;">Vocal Filter</h4> <p>An audio device which can be used with a home component stereo system, to filter out the main vocal sound track from standard stereo recordings (CD, tape, record or FM), leaving the background music to sing along with. Produce your own karaoke tapes. \$39.00</p>	<h4 style="text-align: center;">DTMF Decoder/Logger</h4> <p>Keep track of all numbers dialed or entered from any phone on your line. Connects to your telephone wall jack. Decodes all 16 touch-tones and displays them on an LCD display. Holds the last 240 digits in a nonvolatile memory. Scroll through and view all telephone numbers dialed, credit card numbers entered, etc. \$54.50</p>

May 1996, Popular Electronics


BLACK FEATHER ELECTRONICS

3 1/2 Digit LCD Panel Meter



Features: 200mV full scale input 9VDC operation. Decimal point selectable. 13mm digit height, auto polarity indication, zero reading for 0 volt input. Measures 2.67" x 1.73" x 0.28" above panel thickness, 0.57" overall thickness. LCD size: 1.83" x 0.8". Has many useful applications and is easy to install.
CAT# PM-1 **\$9.95 each**

Stepper Motor Controller Kit



This kit allows you to adjust the speed and direction of a stepper motor. You can move the motor in one step increments or rotate it at a constant speed. Visual indicators show the sequence of motion. Includes stepper motor, pc board, parts and instructions. (12vdc power source not included.)
CAT# SMK-1 **\$25.00 each**

Camcorder Video Tape



HI-8 120 MINUTE TAPE (used)
They were recorded on once and played only a few times. Made by a major brand name manufacturer. Professional series metal tapes. Includes plastic jewel box.
CAT# CCT-1 **\$3.00 each**
10 or more - **2.80 ea**
100 or more - **2.50 ea**

1-800-526-3717

645 Temple 7E ▲ Long Beach ▲ California 90814
▲ (310) 434-5641 ▲ FAX (310) 434-9142 ▲

- SATISFACTION GUARANTEED**
1. California residents must include sales tax.
 2. Visa, MC, & money orders accepted
 3. Quantities limited - prices subject to change.
 4. Shipping *4.th & up.



Black Feather ELECTRONICS

CABLE TV CONVERTERS

Equipment & Accessories
Wholesalers Welcome

Call **VISION TIME PRODUCTS**
1-800-310-1153 M-F 8a-8p
NO TENN SALES

Only You Can Prevent Forest Fires.



Satellite-TV **Free Buyers Guide**

SAVE 40% - 60%

800-334-6455

218-739-5231 Int'l

218-739-4879 Fax

Skyvision, Inc.

1248 FRONTIER DRIVE • FERGUS FALLS, MN 56537

See full page ad in *The Market Center*

BE AN ELECTRICIAN!

Home study. Maintain and install electrical systems, wiring, utilities, phones, and more.
FREE LITERATURE: 800-223-4542

Name _____ Age _____
Address _____ Phone (____) _____
City/State _____ Zip _____

The Electrician School, PCDI, DEPT TEF341
6065 Roswell Road, Atlanta, Georgia 30328



Cable Aids Test

Orders Only **1-800-615-9221** Information **407-998-7883**

Test Chips that fully activate Jervold, Tocom, Zenith, SA, Pioneer and more. Quick-Board installation!
Prices from \$5 to \$49.95 ea. **MC SPECIALTIES**
1 Year Warranty!
No FL Sales. Not for use in cable co. owned equip. For test or repair only.

BUGGED??

EAVESDROPPING is unbelievably widespread! Electronic Devices with amazing capabilities can be monitoring your telephone and room conversations **RIGHT NOW!** Are you sure you're safe? **FREE CATALOG** tells you fast! Includes Free Bonus details on fantastic opportunities now open in Counter-Surveillance field. Exciting, immensely interesting and **EXTREMELY** profitable (up to \$250 hr) full/part-time income. Call Now! **1-800-732-5000**

"I learned my new skills at home.
Now, I'm making **\$40 an hour.**"
You can too.

The decision to invest your time, energy and money in training for a new career is one of the most important ones you'll ever make. It can offer you the chance to qualify for the job you want, the money you need, the prestige you deserve and a better life.

Since 1926, Foley-Belsaw has been a world leader in training people for exciting, profitable new careers in high paying fields.

Increase your income in a fast-profit recession-proof career of your own. There's absolutely no obligation and no salesmen will call on you. Just fill in and mail coupon below or call to receive full information and details by return mail.

Mail Today For **FREE Fact Kit**
Or Call Toll-Free **1-800-487-2100!**



FOLEY-BELSAW INSTITUTE
6301 Equitable Rd.
Kansas City, MO 64120-1395


✓ Please Check Only **ONE** of the Following:

- | | |
|---|--|
| <input type="checkbox"/> Locksmithing - 12803 | <input type="checkbox"/> Woodworking - 43560 |
| <input type="checkbox"/> Small Engine Repair - 52682 | <input type="checkbox"/> Upholstery - 81229 |
| <input type="checkbox"/> Saw & Tool Sharpening - 21625 | <input type="checkbox"/> Vinyl Repair - 71162 |
| <input type="checkbox"/> VCR Repair - 62489 | <input type="checkbox"/> Electrician - 95067 |
| <input type="checkbox"/> Computer Repair - 64386 | <input type="checkbox"/> Computer Specialist - 38061 |
| <input type="checkbox"/> TV/Satellite Dish Repair - 31261 | <input type="checkbox"/> PC Programming - 35209 |
| <input type="checkbox"/> Gunsmithing - 92294 | <input type="checkbox"/> Networking Specialist - 39048 |

NAME (Please print) _____

ADDRESS _____

CITY/STATE/ZIP _____



If you are not getting this catalog you are missing out on some of the best deals in electronics today! We have thousands of items ranging from unique, hard-to-find parts to standard production components. Call, write, or fax today to start your free subscription to the most unique catalog in the industry, filled with super values on surplus electronic and hobbyist type items. If you have a friend who would like to receive our catalog, send us their name and address and we will gladly forward them a complementary 100 page catalog.

Why pay more? Call today.



340 East First Street Fax Order Line
Dayton, Ohio 45402 **1-800-344-6324**

Order Toll-Free
1-800-344-4465

IMPROVE YOUR IMAGE!

WITH OUR VIDEO STABILIZERS

BEFORE

AFTER



SUPER VHS MODEL AVAILABLE!

The clearest picture possible playing back movies. **GUARANTEE** to eliminate copy protection.

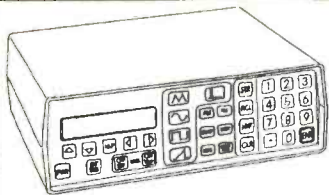
- No Rolls/Jitters/Flickers/Fading
- Works on all TV's, VCR's Beta & Cable
- Gold Video Connectors & Cables Included
- 2 Year Warranty
- Money Back Guarantee



VISION ELECTRONICS

1-800-562-2252

2125 S. 156TH CIRCLE • OMAHA, NE 68130



Model 1010 Synthesized Sweep/Function Generator \$395

- **DC to 12 MHz** (opt. 2) - .005 Hz min. step size
- **AM and FM modulation** using internal synthesized modulation source
- **Log or linear frequency sweeping** with calibrated markers
- **CW Pulses** from 25 ns to 100 sec. User can specify independent repetition frequency
- **Sine or square Burst mode** (1 to 65535 pulses per burst) - Internal synthesized burst rate generator
- **Triangle & Sawtooth CW** or triggered
- **Options available:** ±2 ppm accuracy, RS-232 interface with Windows/DOS software, Labview VI coming soon, OEM boards available
- **Applications:** Hobbyist, Technician, Engineer, Education, Circuit design lab, Electronics or Biomedical research

PWI/MobileFax
2533 North Carson St. Suite 1956
Carson City, NV 89706

(800) 910-4099 FAX (805) 379-9447



CABLE TV DESCRAMBLERS

Best Wholesale Prices in the U.S.A.!

	10-19	20-49	50+
<i>For Jerrold Systems</i>			
FX TB	89	59	50
Stealth	79	59	50
<i>For Scientific Atlanta Systems</i>			
M80	85	65	55
<i>For Pioneer Systems</i>			
PIO Plus	89	79	69
<i>Everquest Converters</i>			
Stargate Elite Non-Parental	72	63	54
Stargate Elite Parental	76	69	59

1-800-818-9688

MD Electronics
875 S. 72nd St. • Omaha, NE 68114

Pocket Cube™

Wireless cable box tester for authorized technicians. Surface Mount Technology. Works on J***** models D*5, D*V5, D*7, D*V7, D*BB, C*T, W*R.

Only \$59.⁹⁵!

(plus \$8 S&H)

30 Day Warranty

Pocket Cube with filter \$69.95+S&H

Quantity discounts available.

Dealers Welcome.

NEW!

Pocket Cube Plus™

For testing of raw boxes.

CALL !

Test chips available for J***** and SA8600.

Order Toll Free

1-800-417-6689

Mon-Fri, 9AM-5PM EST.

If busy please keep trying.


VISA, MC, MO or CASHIERS CHECK

IEC, P O Box 52347, Knoxville, TN 37950-2347

Pocket Cube is a test generator ONLY.

Do not use these devices without authorization from your local cable company and local officials

No TN sales.



Quality Microwave TV Systems

**WIRELESS CABLE - ITFS - MMDS
ATV - INTERNATIONAL - S-BAND**
Amplifiers • Antennas • Books • Components
Filters • Systems • Video Products

- RF Frequency 1990 - 2700 MHz
- Cable Ready - VHF - UHF Outputs
- SASE For "FREE" Catalog or Send \$1

PHILLIPS-TECH ELECTRONICS

PO Box 8533 • Scottsdale, AZ 85252

CHALLENGER SYSTEM
33-Channel 52dB+ Gain
Complete Grid \$265
Five Year Warranty
FREE SHIPPING

ORDER LINE 800-880-MMDS

CATALOG / INFO 602-947-7700

FAX LINE 602-947-7799

Visa • M/C • Amx • Disc • COD's • Qty Pricing

CIRCLE 149 ON FREE INFORMATION CARD



To learn more about life-saving techniques,
call your Red Cross.



CABLE TV DESCRAMBLERS

1-800-233-9388

FREE CATALOG
GUARANTEED BEST PRICES • IMMEDIATE SHIPPING
APPLE ELECTRONICS

3389 Sheridan St. • Suite 257
Hollywood, FL 33021

BE A LOCKSMITH!

Home study. Learn locksmithing for a great career, or to start your own at-home business.

FREE LITERATURE: 800-223-4542

Name _____ Age _____

Address _____ Phone _____

City _____ State _____ Zip _____

The School of Locksmithing, Dept. LKF341
PCDI, 6065 Roswell Rd., Atlanta, GA 30328

WORK AT HOME!

HOME AUTOMATION

Largest Selection of HOME AUTOMATION products in the World!

Browse us on the WEB!

<http://www.techmall.com/smarthome>

Hundreds of hard-to-find automation, X10, and wireless control products. Computer control of your home, security systems, surveillance cameras, infra red audio/video control, HVAC, pet care automation, wiring supplies, and much more!

HOME AUTOMATION SYSTEMS, INC.

151 Kalmus Drive, Ste L4, Costa Mesa, CA 92626
Questions 714-708-0610 FAX 714-708-0614

800-SMART-HOME

800-762-7846

HOME AUTOMATION SYSTEMS, INC.



FREE

Call 24hrs. for FREE 64 page Color Catalog Over 500 unique products!


CRYSTAL CONTROLLED SURVEILLANCE

VHF & UHF PROFESSIONAL ENCASED PARTIALLY ASSEMBLED TRANSMITTER KITS
Countersurveillance. Also Tunable 70 to 305 MHz Kits. We Design & Manufacture Our Equipment. Custom Design.

FOR CATALOG SEND \$2.00 TO:

SHEFFIELD ELECTRONICS CO., P.O. Box 377940-B
Chicago, IL 60637-7940 Tel (312) 324-2196

Earn Potentially Up To \$4,000 Or More Per Month From Your Home With A Computer!



Pentium™ Computer Included

Begin part-time and still retain the security of your present position. This is a proven business an individual or couple can run. If you purchase our software and business program, you will receive the computer and printer at no extra cost. If you already own a computer, you may receive a discount. You do not need to own, or know how to run, a computer—we will provide free, home office training. Financing available. We accept AMEX, MC, Visa and Discover.

To receive your free explanation cassettes and color literature, call:

1-800-343-8014, ext. 1681

Or Write:

Computer Business Services, Inc.
CBSI Plaza, Ste. 1681, Sheridan, IN 46069

Save Big \$ and watch what you want!

Cable TV Descramblers

Converters * Filters * Accessories

30 day Free Trial - NO RISK!
Unbeatable wholesale prices!
Affordable extended warranty
1 Year Warranty on all products

Free Catalog

Call the cable professionals!

Credit Cards Welcome!

1-800-379-3976

We'll beat anyone's price!



Prices starting as low as \$99!

CABLE T.V.

DESCRAMBLERS

Lowest prices, guaranteed!

CFS Electronics

(formerly C & C Electronics)


(800) 995-1749

VISA, MC, AMEX, C.O.D.

Motion Control System

\$249.95

Includes Stepper Controller Card, 12VCT Transformer, (2) 4 Phase Stepper Motors, Easy to use I.B.M Software! Connects to any I.B.M. Compatible LPT Port (1,2,3)...



* Nothing more to Buy!

- * Easy Installation 15 minutes or Less!
- * No Tools Required!
- * Design Robots, Plotters, Laser Systems!
- * Drives (2), 4 Phase Stepping Motors!
- * Bi-Directional 8 Bit Read and Write Port!
- * Board Addressable, 16 Possible Choices!
- * Fits in Standard 19" inch Card Rack!
- * With Additional Cards Control 32 Motors on 1 LPT Printer Port!
- * Features Include: Variable Speed, Step, Range, Direction, and On/Off Control!
- * Free QBasic & Gwbasic Source Code \$59.95 value! *

Send Check or M.O. to:

CYBERMATION

"Intelligent Controllers"

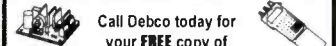
1943 Sunny Crest Dr., Suite 288,
Fullerton, CA 92635

Call Us Today!
Tel (714) 879-2000
Visa/Master Charge Accepted

* Add \$12.00 S&H; CA residents please add sales tax *

Debco is a Kit Builders Paradise

Electronic Kits - Plans - Parts - Computers - Amateur Radio



Call Debco today for your FREE copy of

The Electronic Experimenter's Journal

1 800 423 - 4499

Debco Electronics 4025 Edwards Rd. Cincinnati, OH 45209

NEW EASY PC

BRITISH DESIGN AWARD


SCHEMATIC and PCB C.A.D

ONLY

\$145

Includes

- * MGA, CGA, EGA & VGA compatible.
- * Design large multi layer boards.
- * One level pull down menu and quick keys for fast layout.
- * Dot matrix, laser, plotter, Gerber & N.C. drill output.
- * 6 Month Free update Free Demo



7840 ANGEL RIDGE ROAD
ATHENS, OHIO 45701
(614) 592-1810

Visa & MasterCard Accepted

CLASSIFIED

CABLE TV

"BULLET Buster." Protect your cable box against the infamous cable "bullet." The "Bullet" Buster acts as an electronic shield. Installs in-line in seconds. Don't wait until it's too late! \$19.95 + \$3.00 S&H. Visa/MC/Amex. **ELECTROMAN**, Box 24474, New Orleans, LA 70184. (504) 482-3017.

CABLE —safe. Guarantee cable privacy. The one way valve for your cable TV signal. Cable signals come in, but they don't go out! \$29.95, + \$3.00 S&H. Visa/MC/Amex. **ELECTROMAN**, Box 24474, New Orleans, LA 70184. (504) 482-3017.

CABLE unscrambled. Everything you want to know about cable, but are afraid to ask. \$10.00. Visa/MC/Amex. **ELECTROMAN**, Box 24474, New Orleans, LA 70184. (504) 482-3017.

"DESCRAMBLER Schematics Revealed." A powerful guide to descrambling schemes. \$10.00. Visa/MC/Amex. **ELECTROMAN**, Box 24474, New Orleans, LA 70184. (504) 482-3017.

UNIVERSAL descrambler. Unscramble signals using your VCR as the tuner. Works with virtually any system, this is the only one you need. Declare cable box independence! \$129.95 + \$5.00 S&H. Visa/MC/Amex. **ELECTROMAN**, Box 24474, New Orleans, LA 70184. (504) 482-3017.

"BASEBAND Video Explained." Discover what a Baseband Signal is and how it's constructed. Learn the advantages of doing things the "Baseband" Way. \$10.00. Visa/MC/Amex. **ELECTROMAN**, Box 24474, New Orleans, LA 70184. (504) 482-3017.

ATTN. CABLE box owners! Order your ID signal stopper now. Send \$23.00 to **R.R. ENTERPRISE**, Box 3532, Easton, PA 18043.

CABLE descrambling, new secret manual. Build your own descramblers for cable and subscription TV. Instructions, schematics for **SSAVI**, gated sync, sinewave, some free methods (HBO, Cinemax, Showtime, UHF, Adult) \$12.95, \$2.00 postage. **CABLETRONICS**, Box 30502PE, Bethesda, MD 20824.

SECRET cable descramblers! Build your own descrambler for less than \$12.00 in **seven easy steps!** Radio Shack parts list and free descrambling methods that cost nothing to try, included. Send \$10.00 to: **INFORMATION FACTORY**, PO Box 669, Seabrook, Texas 77586. For Visa/MC, COD's: (713) 922-3512 Anytime!

CABLE TV equipment & accessories. Wholesale! Free catalog! **PERFORMANCE ELECTRONICS, INC.** 1 (800) 615-1512.

CABLE descrambler! Build with 7 Radio Shack parts costing \$12.00. Instructions \$8.00. F.A.S.T., Box 369-EP5, Pt. Salerno, FL 34992-0369.

CABLE Descrambler! Anyone can build in **seven steps** with Radio Shack parts. Plans \$5.00. 1 (800) 818-9103.

REVOLUTIONARY New Technology. Does all cable boxes—For free catalog call **MEGA 1** (800) 676-6342.

CABLE TV Test Chips for Jerrold, Tocom, Pioneer, Scientific Atlanta, etc. **Quick Installation!** New Multi-Mode modules available. Prices from \$5.00 each. 1 (800) 786-9025.

TEST Aids Jerrold, Pioneer & S.A. Quick boards \$15.00. S.A. micros \$20.00. E2 clearer/test aid (6300-6750) \$15.00. Zenith & Tocom \$12.00. **External Activators** Jerrold \$85.00, PIO & S.A. \$110.00. **Filters** \$20.00. **Audio Boards** \$20.00. **Remotes** \$10.00. **Security Bits** \$10.00. (718) 241-2560. 8am-1pm EST. No N.Y. Sales!

HAVE a beeping or chirping sound with scrambled video on channels. We can help. Professional quality positive notch filters. \$22.00 ea. Discounts on 5 or more. Fast courteous service. All credit cards. Call 1 (800) 684-0539.

CABLE TV notch filters. Tunable from 50 to 300 Mhz (channels 0 thru 36). Eight different models available so specify frequency or channel number when ordering. \$30.00 each. Large quantity discounts. Call 1 (800) 433-6319 to receive our brochure or place an order. **STAR CIRCUITS**, PO Box 94917, Las Vegas, NV 89193.

CABLE Filter, build your own — Plans, parts, PC Board, case, \$11.00. **VIDEO MEDIA**, Box 97-0408, Coconut Creek, FL 33097. 1 (954) 752-9202.

DESCRAMBLE Cable with simple circuit added to Radio Shack RF modulator and using VCR as tuner, instructions \$10.00. **TELCOM**, PO Box 832 P5, Brusly, LA 70719.

MISCELLANEOUS ELECTRONICS WANTED

BECOME a member and be currently updated with catalogs of innovative products such as: computers, video, audio, and entertainment. All major brands factory fresh and warranted. Membership fee only \$15.00. **MANA ELECTRONICS**, 6 Cartwright Rd., PO Box 67002-RPO, Winnipeg, MB, R2P 2T3.

SATELLITE EQUIPMENT

VIDEOCYEPHER II descrambling manual. Schematics, video and audio. Explains **DES, EPROM, CloneMaster, Pay-per-view (HBO, Cinemax, Showtime, Adult, etc.)** \$16.95, \$2.00 postage. Schematics for Videocypher II Plus, \$20.00. Schematics for Videocypher II 032, \$15.00. Software to copy and alter EPROM codes, \$25.00. **VCII Plus EPROM, binary and source code, \$30.00. CABLETRONICS**, Box 30502PE, Bethesda, MD 20824.

SATELLITE Radio Book and Guide. New book covers all audio services, SCPC, subcarriers, FM squared, facsimile, press services, weather services. Simple how-to-receive instructions. \$16.95 plus \$3.00 Priority Mail. **UNIVERSAL ELECTRONICS**, 4555 Groves Road, #12, Columbus, OH 43232. (614) 866-4605.

DSS Card Fix Only \$249.00 Works with all makes and models. Turns on all channels including PPV. Send \$249.00 to **REQUEST**, 5201 Kingston Pike, Suite 6-106, Knoxville, TN 37919. Limited quantities available.

IMPROVE Satellite Picture Quality. Focus Maximizer is a diagnostic tool that quickly optimizes dish to feedhorn spacings. Works with Chaparral feedhorns. \$29.50 delivered. Brochure on request. EMAIL: Water Elec@aol.com. **WATERSHED ELECTRONIC DEVELOPMENT**, Visa/MC orders: (800) 756-7854.

SECURITY

ELECTRONIC sales of security systems for home, apartment, or business, will send information, call (812) 295-4240.

TEST EQUIPMENT

ELECTROMAGNETIC Field Meters: Test for EMFs linked to cancer, leukemia, miscarriages, alzheimer's, hormones. Free information: (703) 938-4495.

WAVEFORM Generator, 1Hz to 20MHz installs in PC ISA slot, DOS and Windows Control Software. Free information. **ASTROSOFT**, 15006 La Mesa, St. Sylmar, CA 91342.

NORTH STAR TRADING, INC. — Buys and sells test equipment and workstations. (HP, Tektronix, etc.) 1 (800) 535-8014.

CABLE TV CHANNELS
EQUIPMENT *Direct!*
GUARANTEED
SAVE \$1000's
The Nationwide source for cable TV equipment.
BUY WHERE THE DEALERS BUY.
FREE TV Cable Descramblers, Converters and Magic Box Catalog. Open Every Day!
YOUR VCR TAPES CAN PLAY AS CLEAR AS DAY!
Eliminates copy protection on any tape
UNIFORM NOW WITH Video Decoder
• Copy any rental/bought tape
• Power Cord and RC Plugs Included
CALL NOW! Member Better Business Bureau
MEGA ELECTRONICS! 1-800-676-6342
FREE 30 Day Trial!
VISA • MC • COD

Learn how to repair VCRs!
Home study. Learn low-overhead, high-profit repairs step by step. Start a great career or open your own business.
Free career literature: 800-223-4542

Name _____ Age _____
Address _____ Phone (____) _____
City/State _____ Zip _____
The School of VCR Repair, DEPT VRF341
PCDI, 6065 Roswell Rd., Atlanta, GA 30328

Radiotelephone - Radiotelegraph
FCC Commercial License

Why Take Chances?
Discover how easy it is to pass the exams. Study with the most current materials available. Our **Homestudy Guides, Audio, Video or PC "Q&A"** pools make it so fast, easy and inexpensive. No college or experience needed. The new commercial FCC exams have been revised, covering updated Aviation, Marine, Radar, Microwave, New Rules & Regs, Digital Circuitry & more. We feature the Popular "Complete Electronic Career Guide" 1000's of satisfied customers
Guarantee to pass or money back. Send for **FREE DETAILS** or call **1-800-800-7588**
WPT Publications
4701 N.E. 47th Street
Vancouver, WA 98661

Name _____
Address _____
City _____ St. _____ Zip _____
1-800-800-7588

May 1996, Popular Electronics

CABLE TV DESCRAMBLERS



WE CARRY A FULL LINE OF PREMIUM CONVERTERS AND DESCRAMBLERS

- Scientific Atlanta™ Compatible
- Jerrold™ Compatible
- Tocom™ Compatible
- Zenith™ Compatible
- Pioneer™ Compatible
- Oak™ Compatible

**SATISFACTION GUARANTEED
OR YOUR MONEY BACK!**
BEST PRICES FREE CATALOG

Please have the MAKE & MODEL # of your full premium service cable box ready when you call!

ALLSTAR ELECTRONICS

800-782-7214


HOURS: 9-6 M-F 10-3 Sat EST

It is not the intent of Allstar Electronics to defraud any pay TV operator. Anyone implying theft of service will be denied assistance. All brand names are registered trademarks of their respective owners & are used for reference only. 110-64 Queens Blvd., #465, Forest Hills, NY 11375. NO NYS SALES!

CABLE TV DESCRAMBLERS

Never rent again! Save \$100's on premium Cable TV Descramblers & Converters compatible with Jerrold, Scientific Atlanta, Zenith, Pioneer, Tocom and More! Get your best prices and call us last! Please have the MAKE & MODEL # of your area's cable box ready.

GUARANTEED TO WORK IN YOUR AREA!
1 year warranty and 30 day money back guarantee!
Allstar Electronics 1-800-782-7214



CABLE CONVERTER DIAGNOSTIC TEST CHIP

LOAD FULL ACTIVATION OF CABLE CONVERTER

WE STOCK A COMPLETE LINE OF CHIPS, TOOLS, WIRELESS QUICK INSTALL TEST BOARDS AND DIAGNOSTIC CUBES FOR ALL CONVERTERS!

****NEW EXCLUSIVE PIONEER CUBES & BOARD****

RESETS E-1 THRU E-8 INSTANTLY, ALL MODELS!!

WHOLESALE PRICING-DEALERS WANTED, CALL.

#1 IN CUSTOMER SERVICE & TECH. SUPPORT!

*ALL ORDERS SHIP WITHIN 24HRS. UPS/ FED-X.

*PRIORITY NEXT DAY SHIPPING AVAILABLE!

*SALE= BUY 5 BOARDS GET 1 FREE TILL JAN '96.

*LOWEST PRICE & SUPERIOR PRODUCT GUAR!!

*FRIENDLY COURTEOUS SERVICE. WE'RE PRO'S

VISA MasterCard **VISUAL**

COMMUNICATIONS INC.

FOR ORDERS 1-800-GO-CABLE

CATALOG & TECH. SUPPORT 717-620-4363 EST. 1977

BUSINESS OPPORTUNITIES

START your own technical venture! Don Lancaster's newly updated **Incredible Secret Money Machine II** tells how. We now have autographed copies of the Guru's underground classic for \$18.50. **SYNERGETICS PRESS**, Box 809-C, Thatcher, AZ 85552. (520) 428-4073. Visa/MC.

MAKE \$75,000 to \$250,000 YEARLY. Repairing all kinds IBM monitors. Successful home based business, anywhere. Telephone required. Details: USA \$3.00 cash (no checks), Dealerships: Canada-all foreign countries: \$85.00 for application-brochure. **RANDALL DISPLAY**, Box 2168H, Van Nuys, CA 91404.

EASY work! Excellent pay! Assemble products at home. Call toll free 1 (800) 467-5566 ext. 5730.

GET Paid \$268.20/roll taking easy snapshots! No experience. Film supplied. **PHOTOTEK**, Box 3706-PE, Idyllwild, CA 92549. (909) 659-9757 Ext. 122.

FREE invention package: DAVISON & ASSOCIATES offers customized development, patenting, and licensing of new product and ideas. Proven results: 1 (800) 677-6382.

PERSONAL computer owners can earn \$1,000.00 to \$5,000.00 weekly using your PC. Free list of 100 best services. **C.C.B.P.**, PO Box 13168, Mill Creek, WA 98082-1168.

REVOLUTIONARY new products that are selling extraordinarily well!—and have a tremendous repeat business. Need excellent representatives in a limited number of territories throughout the United States to represent these products. Send company profile and line card to **MR. L.**, Box 466, South Plainfield, NJ 07080.

EDUCATION

LEARN IBM PC Assembly Language. Disk \$5.00, Book \$18.00. **ZIPFAST**, Box 12238, Lexington, KY 40581-2238.

WANTED

UNASSEMBLED EICO, Knight, Heathkits complete with manuals. Call or fax **KEN**, (707) 545-8300, Fax (707) 545-3930.

INVENTIONS, ideas, new products! Presentation to industry/exhibition at national innovation exposition. Patent services. 1 (800) 288-IDEA.

COMPONENTS

RESISTORS 20 for \$1.00. **LEDS** 4 for \$1.00. Catalog \$1.00. **ZIPFAST**, Box 12238, Lexington, KY 40581-2238.

COMPUTER HARDWARE

PROTECT your PC from overheating. Complete thermal alarm kit with instructions, \$19.95. **IRATA SYSTEMS**, 930 North Heritage Street, Mesa, AZ 85201-3932.

COMPUTER SOFTWARE

ZSORT. Sort huge files fast. Disk \$5.00. Manual \$10.00. **Box** 12238, Lexington, KY 40581-2238.

ANARCHY —Online BBS: A computer BBS for controversial and unusual information. Modem: (214) 289-8328. Internet: Anarchy-Online.com.

AUDIO-VIDEO-LASERS

VIEW Color Negatives on TV. Use your light box and camcorder with the **Video Inverter** to see positive color images. Kit \$69.95. PC Board & plans \$29.95. Send Check/MO/Visa/MC to **J. SOUSA**, 38 Cornish Street, Lawrence, MA 01841-1226.

PLANS-KITS-SCHEMATICS

FIBER-Optic projects — Swing into the new technology by assembling tried and true projects recently published. "Practical Fiber-Optic Projects" only \$9.95 (price includes shipping) **ELECTRONIC TECHNOLOGY TODAY, Inc.**, PO Box 240, Massapequa Park, NY 11762-0240.

ALL-in-one catalog. AM/FM/ham/spy, transmitters, amplifiers, receivers. Voice scramblers/disguisers, audio, TV, Tesla coils, plans, "secret" books, kits, imports, exports and more. Start your own licensed or unlicensed radio station, 60 full pages for \$1.00. **PAN-COM INTERNATIONAL**, PO Box 130-H5, Paradise, CA 95967.

FIBER optic educational experiments kit. Includes: Tutorial, w/experiments, 40ft fiber assortment, + cutting tool. \$19.95 + S/H (609) 468-1660.

CRYSTAL Set Handbook — Visit antiquity by building the radios your grandfather built. Assemble a "Quaker Oats" rig, wind coils that work and make it look like the 1920's! Only \$10.95 plus \$4.00 for shipping and handling. **CLAGGK INC.**, PO Box 4099, Farmingdale, NY 11735. US funds only! USA and Canada — no foreign orders.

HEATH COMPANY is selling photocopies of most Heathkit manuals. Only authorized source for copyright manuals. Phone: (616) 925-5899, 8-4 ET.

GREEN Thumb alert — Electronics enters the garden! New exciting book points out how gardeners can build simple gadgets to promote success where the elements work against you. Some of the projects are: over/under temperature monitoring, dusk/dawn switching, automatic plant watering, warming cables, etc. "Electronic Projects for the Garden" only \$9.95 (price includes shipping **ELECTRONIC TECHNOLOGY TODAY, Inc.**, PO Box 240, Massapequa Park, NY 11762-0240.

SILENT SAM Turn Signal Reminder. This patented reminder keeps you from going down the road flashing, inadvertently. Just \$30.00 postpaid. Visa/MC, 30 day money back guarantee. Great gift for that forgetful someone. Literature available. Toll Free 1 (800) 398-5605.

SMALL stun guns, telephone listeners. Plans: \$3.00 each, \$5.00 both. **SAM WEINER**, Department #570, Box 762, Whitehall, PA 18052.

170+ forbidden manuals. Jam radar, telephone taps, electronic sabotage. Free catalog. **INFO 9**, 680 Grapevine Hwy., Hurst, TX 76054.

MISCELLANEOUS ELECTRONICS FOR SALE

THE Case Against Patents. Thoroughly tested and proven alternatives that work in the real world. \$28.50. **SYNERGETICS PRESS**, Box 809-C, Thatcher, AZ 85552. (520) 428-4073. Visa/MC.

57 Electronic Journals. How to get free subscriptions. \$5.00. **CABLETRONICS**, Box 30502PE, Bethesda, MD 20824.

BUILD Electronic Surveillance Devices! Secrets revealed! Download phone bug plan from BBS! Free information! **TECHNOTES**, Box 388-PE, Tehachapi, CA 93581-0388. BBS/Fax (805) 823-1549.

F&M Electronics — inwall speakers, intercoms, central vac systems. For the do it yourselfer. Free catalog 1 (800) 699-1484.

POOR reception on your A.M. radio? Our signal booster will help. Guaranteed! Send \$2.00 for details (refundable with order). **FALA ELECTRONICS**, PO Box 1376, Dept. 4, Milwaukee, WI 53201.

BASIC - programmable computer in a 24-pin DIP. BS2IC has 16 general purpose I/O pins for digital and analog uses. Programmed in BASIC using DOS software. Complete programming package-\$119.00. BS2IC-\$49.00. \$5.00 S/H. **BCO ENTERPRISES**, Box 454, Sea Girt, NJ 08750.

BUY BONDS

USE POPULAR ELECTRONICS CLASSIFIEDS

READ BY BUYERS OF ELECTRONIC EQUIPMENT ACCESSORIES AND PARTS

INSTRUCTIONS FOR PLACING YOUR AD

HOW TO WRITE YOUR AD

TYPE or **PRINT** your classified ad copy **CLEARLY** (not in all capitals) using the form below. If you wish to place more than one ad, use a separate sheet for each additional one (a photo copy of this form will work as well). Place a category number in the space at the top of the order form (special categories are available). If you do not specify a category, we will place your ad under miscellaneous or whatever section we deem most appropriate.

We cannot bill for classified ads. **PAYMENT IN FULL MUST ACCOMPANY YOUR ORDER.** We do permit repeat ads or multiple ads in the same issue, but, in all cases, full payment must accompany your order.

WHAT WE DO

The first word and company name of each ad are set in bold caps at no extra charge. No special positioning, centering, dots, extra space, etc. can be accommodated.

RATES

Our classified ad rate is \$1.75 per word. Minimum charge is \$26.25 per ad per insertion (15 words). Any words that you want set in bold are each .40 extra. Indicate bold words by underlining. Words normally written in all caps and accepted abbreviations are not charged anything additional. State abbreviations must be post office 2-letter abbreviations. A phone number is one word.

If you use a **Box number** you must include your permanent address and phone number for our files. **ADS SUBMITTED WITHOUT THIS INFORMATION WILL NOT BE ACCEPTED.**

For firms or individuals offering Commercial products or Services. **Minimum 15 Words.** 5% discount for same ad in 6 issues within one year; 10% discount for same ad in 12 issues. **Boldface** (not available as all caps), add .40 per word additional. **Entire ad in boldface**, add 20%. **Tint screen behind entire ad**, add 25%. **Tint screen plus all boldface ad**, add 45%. **Expanded type ad**, add \$2.25 per word.

General Information: A copy of your ad must be in our hands by the 13th of the fourth month preceding the date of issue (i.e. Sept issue copy must be received by May 13th). When normal closing date falls on Saturday, Sunday or Holiday, issue closes on preceding work day. Send for the classified brochure.

DEADLINES

Ads not received by our closing date will run in the next issue. For example, ads received by November 13 will appear in the March issue that is on sale January 17. **POPULAR ELECTRONICS** is published monthly. No cancellations permitted after the closing date. No copy changes can be made after we have typeset your ad. **NO REFUNDS**, advertising credit only. No phone orders.

CONTENT

All classified advertising in **POPULAR ELECTRONICS** is limited to electronics items only. All ads are subject to the publishers approval. **WE RESERVE THE RIGHT TO REJECT OR EDIT ALL ADS.**

AD RATES: \$1.75 per word, Minimum \$26.25

Send you ad payments to:

POPULAR ELECTRONICS 500 Bi-County Blvd, Farmingdale, NY 11735-3931

CATEGORIES

100 -- Antique Electronics	270 -- Computer Equipment Wanted	450 -- Ham Gear Wanted	630 -- Repairs-Services
130 -- Audio-Video Lasers	300 -- Computer Hardware	480 -- Miscellaneous Electronics For Sale	660 -- Satellite Equipment
160 -- Business Opportunities	330 -- Computer Software	510 -- Miscellaneous Electronics Wanted	690 -- Security
190 -- Cable TV	360 -- Education	540 -- Music & Accessories	710 -- Telephone
210 -- CB-Scanners	390 -- FAX	570 -- Plans-Kits-Schematics	720 -- Test Equipment
240 -- Components	420 -- Ham Gear For Sale	600 -- Publications	730 -- Wanted

CLASSIFIED AD COPY ORDER FORM

Place this ad in Category # _____

Special Category \$20.00 Additional _____

1 - \$26.25	2 - \$26.25	3 - \$26.25	4 - \$26.25
5 - \$26.25	6 - \$26.25	7 - \$26.25	8 - \$26.25
9 - \$26.25	10 - \$26.25	11 - \$26.25	12 - \$26.25
13 - \$26.25	14 - \$26.25	15 - \$26.25	16 - \$28.00
17 - \$29.75	18 - \$31.50	19 - \$33.25	20 - \$35.00
21 - \$36.75	22 - \$38.50	23 - \$40.25	24 - \$42.00
25 - \$43.75	26 - \$45.50	27 - \$47.25	28 - \$49.00

29 - \$50.75	30 - \$52.50	31 - \$54.25	32 - \$56.00
33 - \$57.75	34 - \$59.50	35 - \$61.25	36 - \$63.00
37 - \$64.75	38 - \$66.50	39 - \$68.25	40 - \$70.00

Total words _____ \$1.75 per word = \$ _____

Bold Face _____ \$0.40 per word = \$ _____

Special Heading _____ \$20.00 = \$ _____

Other _____ = \$ _____

Total classified ad payment \$ _____ enclosed

TOTAL COST OF AD \$ _____

Check Mastercard Visa

Card # _____ Expiration Date ____/____

Signature _____

Name _____ Phone _____

Address _____ City State Zip _____

#45
4-20
1-5
125

3-6-96

ADVERTISING INDEX

POPULAR ELECTRONICS magazine does not assume any responsibility for errors that may appear in the index below.

Free Information No.	Page	Free Information No.	Page
26	Alfa Electronics 84	—	Learn, Inc. 33
28	All Electronics 90	—	M&G Electronics 96
—	Allen Engineering 99	145	MCM Electronics 100
—	Allison Technology 93	—	MD Electronics 95, 105
—	Allstar Electronics 108	—	Mega Electronics 107
—	Alta Engineering 13	49	Mendelson's 104
39	AMC Sales 98	—	Mental Automation 98
—	American Innovations 100	157	MicroCode Engineering 7
—	Andromeda Research 102	—	Millennium Enterprises 96
—	Basic Electrical Supply 102	—	Modern Electronics 98
30	Bel Merit 92	48	Mouser 99
—	Black Feather 104	—	NRI Schools 17
32	C&S Sales 88	—	Ohio Autmoation 106
—	Cleveland Inst. of Electronics 37	43	Optoelectronics CV4
—	Circuit Specialists 83	148	Parts Express 98
—	Command Productions 101	—	PC Boards 91
—	Computer Business Services 106	149	Phillips Tech 105
—	Comtrad Industries CV3, 3, 11	130	Prairie Digital Inc. 103
—	Consumertronics 101	46	Print 93
—	Cook's Institute 13	45	Print 99
—	Cybermation 106	—	PWI/Mobile Fax 105
146	Dalbani 87	—	Quality Entertainment 93
—	Electronic Equipment Bank 85	—	Self-Reliance Co. Inc. 97
137	Electronic Rainbow 80	—	Show Time 103
—	Foley-Belsaw 104	—	Silicon Valley Surplus 96
—	Forest Electronics 97	—	Skyvision Inc. 75
—	Fotronic Corporation 86	—	Tab Books 31, 47
—	General Device Instruments 96	—	TEST EQUIPMENT SALES 79
—	Grantham College of Engineering 4	—	TKA Electronics Inc. 94
—	Greenleaf Electronics Inc. 100	136	UCANDO Videos 91
—	Halcyon Group 98	—	US Cyberlab 79
—	Home Automation Systems 106	—	Vision Electronics 104
—	Heathkit 81	—	Visual Communications 108
—	I.E.C. 105	159	Wavetek Corp. 9
—	Information Unlimited 82	—	Weeder Technologies 103
13	Interactive Image Technologies CV2	—	Weka Publishing 77
—	Intronics 96	—	World College (Div. of C.I.E.) 5
—	IVEX Design 91	—	WPT Publications 107
—	KDE Electronics 102	134	Xandi Electronics 97

ADVERTISING SALES OFFICE

Gernsback Publications, Inc.
500 Bi-County Blvd.
Farmingdale, NY 11735-3931
1-(516) 293-3000
Fax 1-(516) 293-3115

Larry Steckler, EHF/CET
President (ext. 201)

Christina Estrada
Assistant to the President (ext. 209)

For Advertising ONLY
1-516-293-3000
Fax 1-516-293-3115

Larry Steckler
publisher

Arline Fishman
advertising director (ext. 206)

Michele Torrillo
advertising assistant (ext. 211)

Adria Coren
credit manager (ext. 208)

**Subscription/
Customer Service/
Order Entry**
1-800-827-0383
7:30 AM - 8:30 PM EST

ADVERTISING SALES OFFICES

EAST/SOUTHEAST

Stanley Levitan
Eastern Sales
1 Overlook Ave.
Great Neck, NY 11021-3750
1-516-487-9357, 1-516-293-3000
Fax 1-516-487-8402

MIDWEST/Texas/Arkansas/ Oklahoma, Colorado, Arizona

Ralph Bergen
Midwest Sales
One Northfield Plaza, Suite 300
Northfield, IL 60093-1214
1-847-559-0555
Fax 1-847-559-0562

PACIFIC COAST/Mountain States

Anita Bartman
Hutch Looney & Assoc., Inc.
6310 San Vicente Blvd.
Suite 360
Los Angeles, CA 90048-5426
1-213-931-3444 (ext. 227)
Fax 1-213-931-7309

Fifteen years of microelectronic research makes conventional antennas a thing of the past!

This little box uses your home's electrical wiring to give non-subscribers, cable subscribers and satellite users better TV reception!


by David Evans



Technology corner

1. Why don't conventional antennas work as well as the Spectrum?

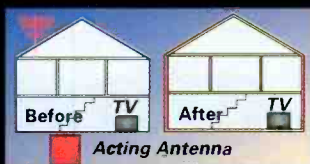
Bandwidth of TV Signal



When TV signals are tuned at the TV channel's center frequency, optimum tuning has been achieved.

Other antennas can't offer center frequency tuning like the Spectrum Antenna can. They only offer such tuning up to the edge of the center frequency. As a result your TV picture remains snowy.

2. How does Spectrum use a home's electrical wiring as an antenna?



Believe it or not, the Spectrum Antenna simply "activates" the giant antenna that already exists in your home. Essentially, it uses all of the wiring throughout your home's walls and ceilings to make an antenna as large as your house for unbelievably clear reception of local broadcasting.

3. Spectrum antenna features

Parallel 75 ohm resistance
For minimum loss of signal

Signal search control
For selecting multiple antenna configurations

Polarized three-prong plug for grounding
For optimum signal grounding to eliminate noise and static

Resonant fine tuner control
For dialing in crisp, clear TV/stereo reception, eliminates ghosting

Dual AC outlets with built-in surge protection
For plugging in additional TV/stereo equipment guarding against damage and electrical surges



Until recently, the only convenient way to guarantee great TV reception was to have cable installed or place an antenna on top of your TV. But who wants to pay a monthly cable fee just to get clear reception, or have rabbit-ear antennas that just don't work on all stations? Some people just aren't interested in subscribing to cable. Or they may live in an area where they can't get cable and TV-top antennas aren't powerful enough. And what about those people who have cable or satellite systems but still can't get certain local stations in clearly?

Now, thanks to fifteen years of microelectronics research, a new device has been developed that is so advanced, it actually makes conventional antennas a thing of the past. It's called the Spectrum Universal Antenna/Tuner.

Advanced technology.

Just imagine watching TV and seeing a picture so clear that you'd almost swear you were there live. Just plug the Spectrum Antenna into a standard AC outlet and plug your TV into the Spectrum. You can remove the unsightly clutter of traditional TV-top devices gathering more dust than television signals. Get ready for great reception. Your TV will suddenly display a sharp, focused picture thanks to its advanced design "Signal Search" and "Fine Tuner" controls.

Uses your home's electrical wiring. The Spectrum Antenna is a highly sophisticated electronic device that connects into a standard wall outlet. The outlet interfaces the Spectrum Antenna with the huge antenna that is your home wiring network. It takes the electrical wiring in your house or apartment and turns it into a multi-tunable, giant TV reception station which will improve your TV's overall tuning capability. The results are incredible. Just think how much power runs through your home's AC wiring system—all that power will be used to receive your local broadcasting signals.

How it works. Broadcast TV signals are sent out from the local broadcast station (ABC, CBS, NBC, etc.). They interface with your home's AC power line system, a huge aerial antenna network of wiring as large as your home itself. When the Spectrum Antenna interfaces with the AC line, the signal is sent to its signal

processing circuit. It then processes and separates the signal into 12 of the best antenna configurations. These specially processed signals route themselves into 12 separate circuits. The Spectrum Antenna includes a 12-position rotary tapping switch, the "Signal Switch" control, which gathers twelve of the best antenna configurations.

The "Signal Search" offers varying antenna configurations for the user to select from the best signals of all those being sent. The signal then passes through the Spectrum Antenna's special "Fine Tuner" circuit for producing crisp, clear reception.

Risk-free offer. The Spectrum Universal Antenna/Tuner comes with our exclusive 90-day risk-free home trial and a 90-day manufacturer's warranty. Try it, and if you're

not satisfied, return it for a full "No Questions Asked" refund.

Limited time offer! We realize that most people have more than one TV in their home. We are offering a special discount on additional Spectrum Antennas so you get great reception on all your TVs!

Spectrum Antenna™.....\$39 \$4 S&H
Additional antennas just.....\$34 S&H free

Please mention promotional code 1491-PL-6653.
For fastest service, call toll-free 24 hours day

800-992-2966



COMTRAD INDUSTRIES

2820 Waterford Lake Drive, Suite 106
Midlothian, Virginia 23113

You Won't

Miss a Thing

With

SCOUT™

Reaction Tune

The SCOUT™ Has Taken Tuning Your Receiver To a New Dimension

Featuring Automatic Tuning of your AR8000 and AR2700 with the Optoelectronics Exclusive, Reaction Tune (Pat. Pend.). Any frequency captured by the Scout will instantly tune the receiver. Imagine the possibilities! End the frustration of seeing two-way communications without being able to pick up the frequency on your portable scanner. Attach the Scout and AR8000/2700 to your belt and capture up to 400 frequencies and 255 hits per frequency. Or mount the Scout and AR8000/2700 in your car and cruise your way into the future of scanning. A simple interface cable will connect you to a whole new dimension of scanning.

The Scout's unique Memory Tune (Pat. Pend.) feature allows you to capture frequencies, log into memory and tune your AR8000/2700 at a later time. A distinctive double beep will inform you when the Scout has captured a new frequency, while a single beep indicates a frequency that has already been recorded. For discreet monitoring, a pager style vibrator will inform you of any hits the Scout captures.

The Scout will also Reaction Tune and Memory Tune Icom CI-V receivers: (R7000, R7100, and R9000) and (Pro 2005/6 equipped with OS456, Pro 2035 equipped with OS535). Download the Scout frequencies to a PC with the Scout Utility Disk and CX-12AR (optional), then compare them to the Spectrum CD-ROM/PerCon FCC Database (optional).

Act Now!! Let the Scout Reaction Tune you into The World of Scanning

SCOUT™ \$449

CLIPMATE™ \$25.00

Features

- Automatically tunes these receivers with Reaction Tune (Pat. Pend.) CI-V receivers (COM's R7000, R7100, and R9000). (Pro 2005/2006 equipped with OS456, Pro 2035 equipped with OS535) or AOR models (AR2700 and AR8000).
- Records and saves 400 unique frequencies
- Records 255 hits on each frequency in memory
- Digital Filter and AutoCapture (Pat. Pend.)
- 10MHz-1.4GHz single frequency range
- View frequencies in RECALL mode
- 10 digit LCD with EL Backlight
- 16 Segment RF signal strength bargraph
- CX-12AR Computer Interface (optional)
- PC Utility Disk for downloading memory to PC
- Scout Spectrum CD-ROM/PerCon FCC database (optional)
- AC Adaptor/Charger
- DB 32 VHF/UHF mini-antenna shown with Scout (optional)
- Distinctive Beeper/Vibrator indicate frequency hits

At right: Scout shown with CLIPMATE™. A handy windshield mount for Scout, for quick access and visibility.



OPTOELECTRONICS®

5821 NE 14th Avenue • Ft. Lauderdale, FL 33334

Contact Factory for shipping prices. Visa, Master Card, & C.O.D.(cash or money order only)

All prices and specifications are subject to change without notice or obligation

MADE IN THE U.S.A.

CIRCLE 43 ON FREE INFORMATION CARD

ORDER LINE
800-327-5912
Tel:305/ 771-2050
Fax:305/ 771-2052