

**AUDIO PROJECTS YOU CAN BUILD**

April 1996

# Popular Electronics®

## Build a Switching Amplifier

An easy-to-build, low-cost,  
60-watt stereo amp that  
delivers really great sound

## Build a Reverb and Surround-Effects Generator

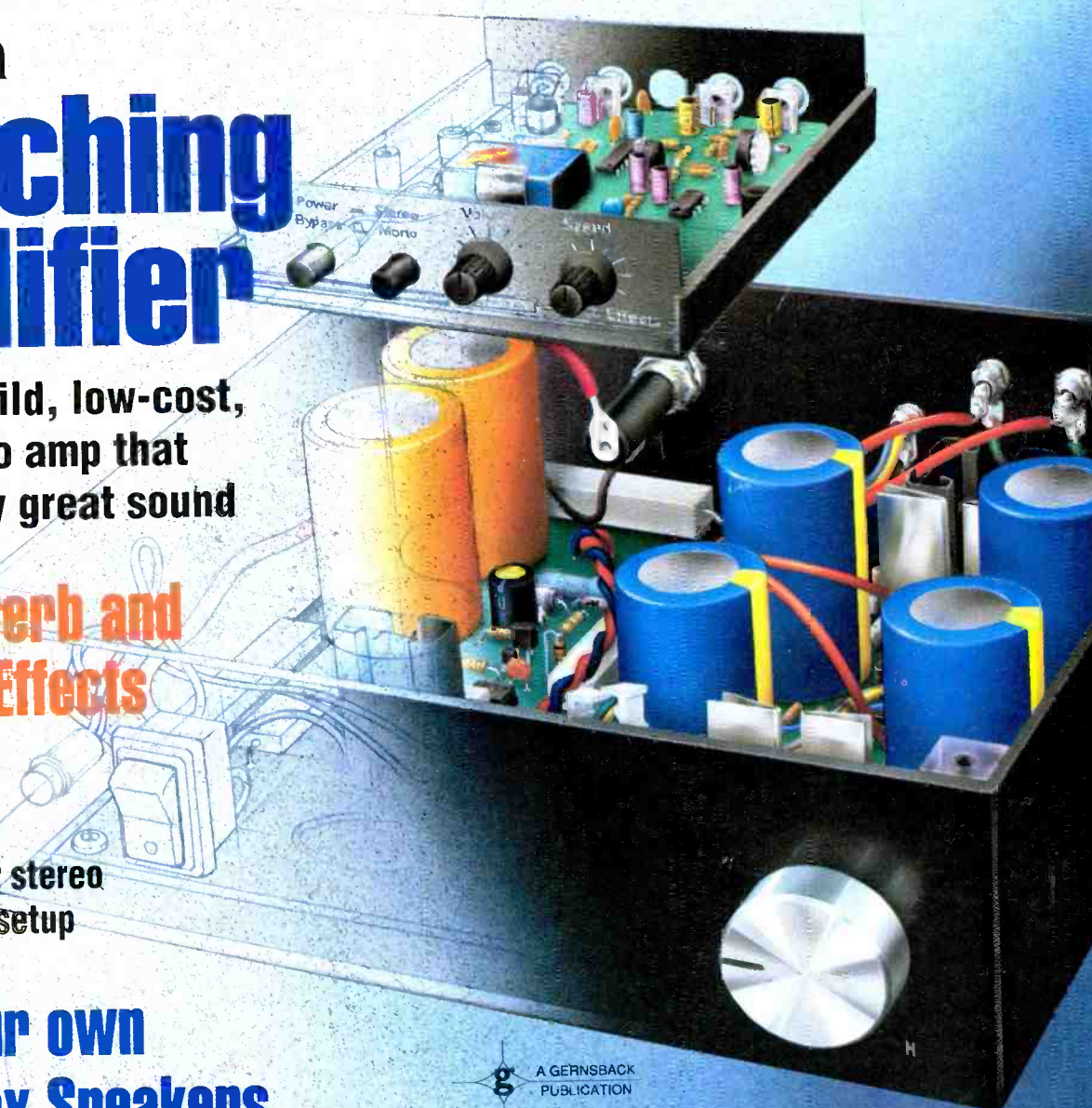
Add concert-hall  
ambiance to your stereo  
or home-theater setup

## Design your own Bass-Reflex Speakers

It's easy to do with our PC program

## Build a Solid-State Penlight

A handy light that seems to last forever



A GERNSBACK  
PUBLICATION

\$3.50 U.S.  
\$3.95 CAN.

#BXBDCC CAR-RT SORT \*\* 0012  
#35802YUN711GR004# JUN98 P31

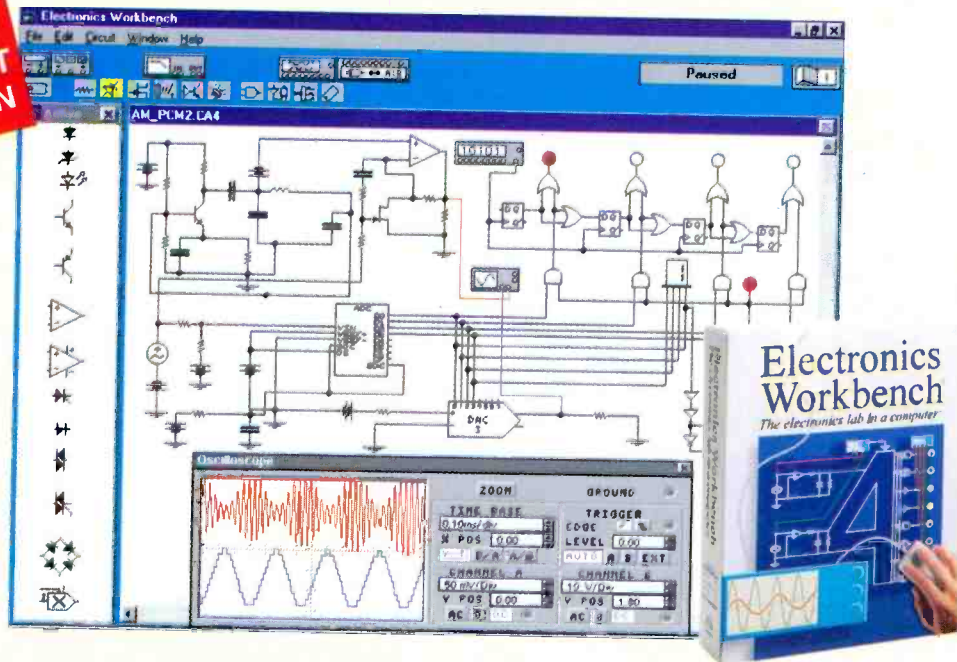
STEPHEN R YOUNG RESP  
125

7118 GARTH RD SE  
HUNTSVILLE AL 35802-1947



# Electronics Workbench<sup>Version 4.1</sup>

**NEW  
WINDOWS 95/NT  
32 BIT VERSION**



## Design and Verify Circuits Faster

Join over 20,000 customers using the affordable mixed-signal simulator

Design faster with Electronics Workbench. Mix the analog and digital components and ICs in any combination. And with a click of the mouse, try 'what if' scenarios and fine tune your designs. The built-in SPICE simulator gives you real-world waveforms.

All without programming or netlist syntax errors.

And in minutes. Not hours or days.

You'll be up and running sooner. And create better designs faster with Electronics Workbench. We guarantee it!

### INTERACTIVE IMAGE TECHNOLOGIES LTD.

908 Niagara Falls Blvd. #068, North Tonawanda, NY 14120-2060  
Telephone: 416-977-5550 BBS: 416-977-3540  
CompuServe: 71333,3435 E-mail: ewb@interactiv.com

### Electronics Workbench: \$299

- Click & drag schematic capture
- Mixed analog/digital SPICE simulator
- Instant Bode plots and scrollable waveforms
- 50 analog components with 350 models
- 140 digital components and ICs in TTL and CMOS
- Windows 95/NT/3.1, DOS and Macintosh versions
- Free unlimited technical support
- 30-day money-back guarantee

### Engineer's Pack: \$599

- Electronics Workbench
- 2,450 models
- Import/Export SPICE netlists
- Export to PCB packages

To discover more about *the* affordable mixed-signal simulator, call us today at:

# 800-263-5552

Fax: 416-977-1818

Internet: <http://www.interactiv.com>


Australia: 2519-4933 • Brazil: 11-453-5588 • Cyprus: 262-1068 • Czech Republic: 42-4823454 • Denmark: 33-2540109 • Finland: 0-297-5033 • France: 14-908-9000 • Germany: 711-627740 • Greece: 1-524-9981 • Hungary: 1-215-0082 • India: 11-54-1343  
Indonesia: 21-470-0815 • Israel: 3-647-5613 • Italy: 11-457-5549 • Japan: 3-3382-3136 • Malaysia: 3-774-2189 • Mexico: 5-593-5260 • Netherlands: 18091-7666 • New Zealand: 9-267-1756 • Norway: 22-16-7045 • Philippines: 573-270118 • Portugal: 1-81-46609  
Singapore: 777-2303 • Slovenia: 61-317-830 • South Africa: 331-6-8309 • South Korea: 2-222-3431 • Spain: 1-383-8335 • Sri Lanka: 1-86-5970 • Sweden: 87-60-5500 • Taiwan: 886-2-366-0080 • Thailand: 662-388-6952 • UAE: 4-453-595 • UK: 205-23-5216



Trademarks are property of their respective holders. Offer is in U.S. dollars and valid only in the United States and Canada. All orders subject to \$15 shipping and handling charge.

CIRCLE 13 ON FREE INFORMATION CARD

9EA3FP4



## C O N S T R U C T I O N

### 30 Build a Switching Amplifier

A low-cost, lightweight, easy-to-build, 60-watt stereo amplifier that's ideal for use as a main or backup unit—*Rolando R. Burbon*

### 38 Build a Reverb and Surround-Effects Generator

Add concert-hall ambiance to your home theater or stereo setup with this versatile circuit that can be configured for a variety of applications. It even works with live audio—*Marc Spiwak*

### 44 Build a Solid-State Penlight

A handy little light for emergencies, or whenever you need it, that seems to never burn out. As a bonus, it doesn't affect your night vision—*Dean F. Poeth*

## F E A T U R E S

### 42 Smarter Keys for Smarter Cars


In the never-ending battle to protect your automobile and its contents, even keys are gaining some electronic-aided intelligence—*Bill Siuru*

### 48 Choosing the Right Shortwave Receiver

Are you confused by the specifications and features of modern shortwave receivers? These pointers can help you separate the hype from the important facts and keep you from being short-changed—*Karl T. Thurber, Jr.*

### 57 Designing your own Bass-Reflex Speakers

Learn how vented enclosures affect loudspeaker performance, and how to design your own vented-box, or bass-reflex, speakers using our simple PC program—*William R. Hoffman*



Page 30



Page 38



Page 42

POPULAR ELECTRONICS (ISSN 1042-170-X) Published monthly by Gernsback Publications, Inc. 500 Bi-County Boulevard, Farmingdale, NY 11735. Second-Class postage paid at Farmingdale, NY and at additional mailing offices. One-year, twelve issues, subscription rate U.S. and possessions \$21.95, Canada \$28.84 (includes G.S.T. Canadian Goods and Services Tax Registration No. R125166280), all other countries \$29.45. Subscription orders payable in U.S. funds only. International Postal Money Order or check drawn on a U.S. bank. U.S. single copy price \$3.50. Copyright 1996 by Gernsback Publications, Inc. All rights reserved. Hands-on Electronics and Gizmo trademarks are registered in U.S. and Canada by Gernsback Publications, Inc. Popular Electronics trademark is registered in U.S. and Canada by Electronics Technology Today, Inc. and is licensed to Gernsback Publications, Inc. Printed in U.S.A.

Postmaster: Please send address changes to Popular Electronics, Subscription Dept., P.O. Box 338, Mount Morris, IL 61054-9932

A stamped self-addressed envelope must accompany all submitted manuscripts and/or artwork or photographs if their return is desired should they be rejected. We disclaim any responsibility for the loss or damage of manuscripts and/or artwork or photographs while in our possession or otherwise.

As a service to readers, Popular Electronics publishes available plans or information relating to newsworthy products, techniques, and scientific and technological developments. Because of possible variances in the quality and condition of materials and workmanship used by readers, Popular Electronics disclaims any responsibility for the safe and proper functioning of reader-built projects based upon or from plans or information published in this magazine.



PRODUCT REVIEWS

**22 Hands-On-Report**

SyQuest Removable Hard Drive

**24 Product Test Report**

Axion 17-inch Computer Monitor

C O L U M N S

**10 Computer Bits**

Long live the character-mode interface—*Jeff Holtzman*

**12 Multimedia Watch**

The MPC3 specification—*Marc Spiwak*

**20 Net Watch**

The Motorola Semiconductor Web site—*Dan Karagiannis*

**26 Antique Radio**

Trying out the 1930's ham receiver—*Marc Ellis*

**62 Think Tank**

Another winner—*John Yacono*

**65 Circuit Circus**

A cable tester, and more—*Charles D. Rakes*

**68 DX Listening**

50 years of Belgian shortwave—*Don Jensen*

**70 Ham Radio**

Variable capacitors—*Joseph J. Carr*

**72 Scanner Scene**

Monitoring the U.S. Mail—*Marc Saxon*

DEPARTMENTS

**3 Editorial**

**4 Letters**

**6 New Products**

**79 Popular Electronics Market Center**

**110 Advertiser's Index**

**110A Free Information Card**

Larry Steckler, EHF, CET,  
editor-in-chief and publisher

EDITORIAL DEPARTMENT

Carl Laron, editor  
Dan Karagiannis, associate editor  
Teri Scaduto, assistant editor  
Evelyn Rose, editorial assistant  
Joseph J. Carr, K4IPV,  
contributing editor  
Marc Ellis, contributing editor  
Jeffrey K. Holtzman,  
contributing editor  
Don Jensen, contributing editor  
Charles D. Rakes,  
contributing editor  
Marc Saxon, contributing editor  
Marc Spiwak, contributing editor  
John Yacono, contributing editor

PRODUCTION DEPARTMENT

Ruby M. Yee, production director  
Kathy Campbell,  
production assistant

ART DEPARTMENT

Andre Duzant, art director  
Russell C. Truelson, illustrator

Jacqueline P. Cheeseboro,  
circulation director

Michele Torrillo,  
POPULAR ELECTRONICS bookstore

BUSINESS AND EDITORIAL OFFICES

Gernsback Publications, Inc.  
500 Bi-County Blvd.  
Farmingdale, NY 11735  
1-516-293-3000  
FAX: 1-516-293-3115  
President: Larry Steckler

SUBSCRIPTION CUSTOMER SERVICE/ORDER ENTRY

1-800-827-0383  
7:30 AM - 8:30 PM EST

Advertising Sales Offices  
listed on page 110

Composition by Mates Graphics

Cover by Lowry Design  
Cover Illustration by John Edwards



Since some of the equipment and circuitry described in POPULAR ELECTRONICS may relate to or be covered by U.S. patents, POPULAR ELECTRONICS disclaims any liability for the infringement of such patents by the making, using, or selling of such equipment or circuitry, and suggests that anyone interested in such projects consult a patent attorney.



# EDITORIAL

## FOR AUDIO ENTHUSIASTS, AND EVERYONE ELSE!

While all aspects of the electronics hobby have their devotees, few, if any, are more ardent than audio hobbyists. Well, this month **Popular Electronics** presents a trio of stories sure to please even the most jaded audio tinkerer.

The first is a great-sounding, 60-watt, stereo amplifier that's lightweight and inexpensive to build. Ideal for use as a main or backup amp, what makes it really different is that it is a "Class D," or "switching" amplifier. To learn more about it turn to page 30.

The second audio article is a simple reverb-effects generator that can be configured for a variety of applications. For instance, it can be used to add the ambiance of a theater or auditorium to your sound system, simulated stereo to a mono source, or surround effects to the audio track of a video program. The unit also has a microphone input for adding reverb effects to speech or vocals. That story begins on page 38.

Finally, there's another installment in our occasional series on designing and building your own speakers. This time, we turn our attention to the vented-box, or "bass-reflex" speaker. In the article we present a design program that can make short work of designing an enclosure that's ideal for your selected drivers, and practical pointers that can make the whole procedure nearly foolproof. The story begins on page 57.

And we have not forgotten all of you non-audio hobbyists. This issue offers a variety of stories and columns for you, too. For instance, shortwave listeners, especially newcomers to that fascinating hobby, won't want to miss "Choosing the Right Shortwave Receiver." That story provides you with the essential information you need to make an informed decision when purchasing your next, or first, shortwave receiver. The story begins on page 48.

Add to that a neat little solid-state penlight that seems to last forever, and more, and you can see that we have another fun-packed issue for you, no matter what your interests. Enjoy!



Carl Laron  
Editor

## EARN YOUR B.S. DEGREE IN COMPUTERS OR ELECTRONICS



### By Studying at Home

Grantham College of Engineering, now in our 45th year, is highly experienced in "distance education"—teaching by correspondence—through printed materials, computer materials, fax, modem, and phone.

No commuting to class. Study at your own pace, while continuing on your present job. Learn from easy-to-understand but complete and thorough lesson materials, with additional help from our instructors.

Grantham offers three separate distance-education programs, leading to the following accredited degrees:

- (1) The B.S.E.T. with Major Emphasis in Electronics.
- (2) The B.S.E.T. with Major Emphasis in Computers.
- (3) The B.S.C.S. — the Bachelor of Science in Computer Science.

An important part of being prepared to *move up* is holding the right college degree, and the absolutely necessary part is knowing your field. Grantham can help you both ways—to learn more and to earn your degree in the process.

Write or phone for our free catalog. Toll free, 1-800-955-2527, or see mailing address below.

Accredited by  
the Accrediting Commission of the  
Distance Education and  
Training Council

**GRANTHAM**  
*College of Engineering*  
Grantham College Road  
Slidell, LA 70460

# LETTERS

## Citing SETI

### SEARCHING FOR EXTRATERRESTRIAL INTELLIGENCE

While The SETI League, Inc. greatly appreciates the favorable exposure given us in Karl Thurber's article "The Search for Extraterrestrial Intelligence" (**Popular Electronics**, December 1995), we must hasten to point out that at least two of the author's sources were not cited. Much of the material on The SETI League's upcoming all-sky survey first appeared in my articles "Searching for Life Among the Stars" (*QST*, August 1995) and "SETI Made Simple—What Can We Do?" (Proceedings of the 1995 TAPR Annual Meeting). Your readers should be made aware of those prior publications.

SETI seeks to determine through microwave measurements whether humankind is alone in the universe. Since Congress terminated NASA's SETI funding two years ago, The SETI League and other scientific groups have been attempting to privatize the research. Experimenters interested in participating in the search for intelligent alien life, or citizens wishing to help support it, should contact The SETI League, Inc. membership hotline at 1-800-TAU-SETI. The SETI League, Inc. is a membership-supported, non-profit [501(c)(3)], educational and scientific corporation dedicated to the electromagnetic Search for Extraterrestrial Intelligence.

H. PAUL SHUCH, Ph.D., N6TX  
Executive Director  
The SETI League, Inc.  
Little Ferry, NJ

*I regret the complaint received from Dr. Shuch. I was surprised to learn that The SETI League took exception to an article that promoted their programs, an article whose publication they encouraged and in which they cooperated in supplying materials. I apologize to him for any misunderstanding on the use of those materials.*

*I employed SETI League material, particularly in the "A Basis for SETI?" and "What You Can Do for SETI" sections, and for the quotes attributable to Dr. Oliver. Those sections promoted SETI research and the League's upcoming all-sky survey.*

*As a result of the League's cooperation in furnishing a variety of materials, I thought I had tacit approval to use those materials and did not think it necessary to specifically cite them at each point where they were used. But I did mention the League prominently in the article and attributed material to the League and to Dr. Shuch personally on pages 54 and 94. In retrospect, it would have been more appropriate to have provided several formal bibliographic citations.*

*The original manuscript also contained a brief "acknowledgments" section thanking Dr. Shuch and others for their assistance in preparing the article. Unfortunately, that paragraph did not survive the editorial process.*

*Nevertheless, Dr. Shuch's concern for protection of copyrighted material and proper attribution is a valid one. It points to the need for more rigorous documentation of sources by technical writers. It also suggests that securing explicit permission to use copyrighted material, regardless of the circumstances, is absolutely essential to avoid any possible misunderstanding.—Karl T. Thurber, Jr.*

### AN ABSOLUTE DELIGHT

I found L.G. Robertson's article, "Restoring a Vintage Radio" (**Popular Electronics**, February 1996) an absolute delight! I think that the most enjoyment I've ever derived from the electronics hobby has come from reviving a "basket-case" like his.

That is not to say that I do not enjoy other aspects of our wonderful hobby. That's why I appreciated the wide spectrum of articles—tube projects/technology/surplus information/etc.—

in the February issue. Thank you and keep up the good work!

A.B.  
Columbus, OH

### HAVES & NEEDS

For over a year now, I've been looking for specific information on a number of "acquired" devices, as well as some general information.

I could use data and schematics on my Excursion 6000 cordless Bell phone; a model HE-52 Lafayette receiver; and EICO 427 and Heath Model 10-18 oscilloscopes.

I also need a source for data on tube pinouts, high-voltage and microwave (as in the oven and fly-backs), as well as tube and transmitter cross references. I could also use a schematic for a 1990-92 KTV 13-inch television.

I will reimburse anyone for copying and postage costs.

MICHAEL KELLER  
322 S.W. End  
Lancaster, PA 17603

I am in need of the instructions and guide charts for the EMC Model 213 tube tester by Electronic Measurements Corp. Any assistance in obtaining the instructions and guide charts is greatly appreciated. I will cover expenses for the data. Thank you in advance.

EUGENE R. MARTIN  
345 Eggert Road  
Cheektowaga, NY 14215

I would like a copy of the operating manual, circuit diagram, and parts list for a Pyramid Phase III power supply. I will, of course, pay any copying and mailing expenses. I've enjoyed reading **Popular Electronics** for many years.

BILL RIEVELEY  
2180 Victory Road  
Powell River, BC  
Canada, V8A 4Z2

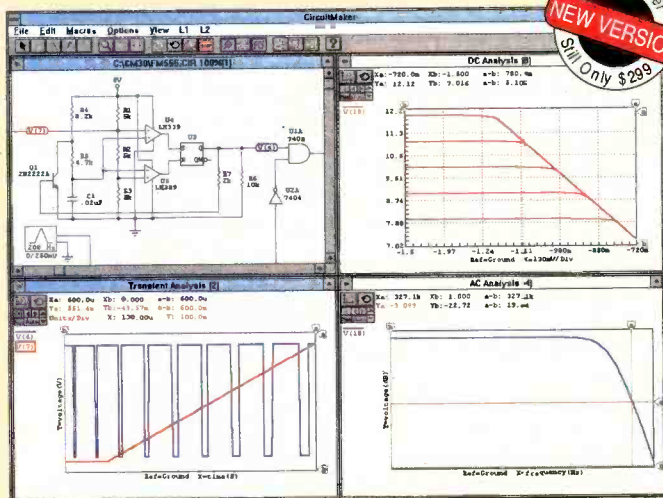


# CircuitMaker®

## The Complete, Low Cost, Circuit Design System

### Professional Schematic Layout

CircuitMaker's schematic capabilities are unmatched and include many advanced editing features not found in similar programs. These powerful features minimize the time and task associated with drawing a schematic and insure a professional looking final product. Printout and export options are numerous and results are of the highest quality. But that's what people have come to expect from CircuitMaker.



More Power  
NEW VERSION  
Still Only \$299

### Analog, Digital and Mixed-Mode Simulation

CircuitMaker's SPICE3 based analog simulation is fast and accurate. SPICE sub circuits for all base level digital devices provides advanced mixed-mode simulation capability. Digital simulation is live and highly interactive. This powerful simulation trio is tightly integrated into one package and will confirm your circuit designs with accuracy and ease.

### Comprehensive Device Library

Version 3 features a state-of-the-art device browser which greatly simplifies the task of organizing and selecting devices. With its newly expanded device library, CircuitMaker now ships with more devices (at no additional cost) than any competing product. If you need a device that isn't provided, CircuitMaker provides industry standard SPICE import and a powerful Macro capability to enable you to create new devices. CircuitMaker provides you with the tools to get the job done right.

Professional Schematic Features  
Digital, Analog, and Mixed-Mode Simulation  
1000+ Devices/Models  
SPICE Export/Import  
PCB Export  
Retail Price

	YES	YES	YES	YES	YES	YES	YES	YES
CircuitMaker	YES	YES	YES	YES	YES	YES	YES	\$299
Electronics Workbench Version 4	YES	NO	YES	NO	NO	NO	NO	\$299
Electronics Workbench Engineer's Pack	YES	NO	YES	YES	YES	YES	YES	\$599

**"CircuitMaker Shorts The Competition Out, With An Unbeatable Bottom-line"**

### Total Customer Satisfaction

At MicroCode Engineering we are committed to total customer satisfaction. When you purchase CircuitMaker you have the confidence of knowing that a trained staff of professionals is available to serve you after the sale. Our free unlimited customer service is second to none! Whether you have general or technical questions they will be answered promptly by a knowledgeable representative.

### FREE Functional Demo


A free functional demo is available on the Internet (<http://www.microcode.com>), on CompuServe (GO MICROCODE) and on America Online (keyword search; CircuitMaker). A demo can be purchased directly from MicroCode Eng. for \$10.

### Printed Circuit Board Netlist Output

The PCB output capability helps you complete your design cycle, by generating a netlist that can be imported into any compatible PCB program. This is not a costly "add-on" product. It comes standard with every copy of CircuitMaker.

### PCB Program

MicroCode Engineering also offers a CircuitMaker compatible, professional level, PCB layout and autorouting program for just \$299. Used in conjunction with CircuitMaker, Autotrax completes a powerful end-to-end circuit design system. Call for details.



**MicroCode Engineering**  
573 W. 1830 N. Suite 4  
Orem, UT 84057 USA  
Phone (801) 226-4470  
FAX (801) 226-6532

**To order or request additional information call 800-419-4242**

Competitive upgrades are available for \$149. Call for details. CircuitMaker is a registered trademark of MicroCode Engineering. All other trademarks are the property of their owners.



CIRCLE 157 ON FREE INFORMATION CARD

# NEW PRODUCTS

## Satellite Surround-Sound System



According to *Bose*, its *Companion* satellite surround-sound system is the first speaker system specially designed to bring high quality audio-for-video performance to direct-broadcast satellite (DBS) users. The system includes, in one convenient box, all the audio equipment needed to turn an existing satellite receiver into a fully integrated, high-performance, easy-to-use home-theater system. It features Bose Acoustimass speakers, which are well-known for their small size and big sound, and proprietary Videostage circuitry, which provides accurate and efficient surround decoding of all program material, including Dolby.

The Companion system includes five matched cube Acoustimass speakers. Each speaker contains one 2.5-inch transducer and is separately powered with a matched amplifier to provide uniform coverage from the front left, right, and center channels and the rear channel of any surround-sound video or television broadcast. The magnetically shielded cubes can be positioned near video monitors without interfering with the picture. They are available in either black or white and can be mounted on the wall and ceiling, or on optional floor stands.

Also included is a patented,

three-chamber Acoustimass bass module, which can be completely hidden from view. The module uses a pair of high-performance, low-frequency drivers and launches sound waves via a moving air mass, unlike conventional systems that rely on the direct vibration of a speaker cone. It is claimed to provide purer sound, wider dynamic range, and virtually no audible distortion. The bass module also contains a sophisticated electronics assembly including amplification, active and automatic dynamic equalization, real-time signal processing, and the Videostage full-logic surround-sound decoder.

Videostage is not an adaptation of a system designed for large theater applications, but is an entirely new process specifically designed for in-home use. Videostage steering logic is designed to decode all video programs and play them back to their full effect. It is compatible with Dolby surround sound, Dolby Pro Logic, and other two-channel matrix encoding systems.

The Companion system can be easily integrated with a DSS or Primestar satellite receiver via a unique system controller. Measuring just 13 x 4 x 2 inches, the controller provides connections and switching facilities for up to six component sources: four audio/video (including S video), and two additional dedicated audio inputs. The controller can be completely hidden from view in a cabinet or behind a television, or can be placed directly on the set.

Users can operate virtually all surround-sound system functions with their existing DSS satellite-receiver remote control. A dedicated remote is also included with the system. Bose is making available a modified Primestar remote that operates the receiver's functions as well as those of the Companion system.

The Companion surround-sound speaker system costs \$1300. For more information, contact Bose Corporation, The Mountain, Framingham, MA 01701-9168;

Tel. 800-576-BOSE.

**CIRCLE 60 ON FREE INFORMATION CARD**

## DIGITAL MULTIMETER

The *Rangemaster II* digital multimeter from *Extech* is designed for everyday heavy-duty use. It offers a large (0.95-inch), 3½-digit LCD readout for easy viewing of both measurements and function, and comes with a protective rubber holster.



The Rangemaster II features 45 ranges and 11 functions that include voltage, current, resistance, frequency, capacitance, and logic, with very wide ranges and high resolution. The range for DC voltage is 200 mV to 1000 volts (0.6% basic accuracy); AC voltage is 200 mV to 750 volts (1.2%); DC/AC current is 20  $\mu$ A to 20 amps (0.8% and 1.2%, respectively); resistance is 200 ohms to 200 megohms (0.8%); capacitance is 2 nF to 200  $\mu$ F (3%); and frequency counter is 2 kHz to 20 MHz (1%).

Other functions include data hold, peak hold, TTL logic test, continuity, and diode test. The



# Take this GIANT CIRCUIT LIBRARY FOR ONLY \$14<sup>95</sup>

when you join the **Electronics Engineers' Book Club®**


*Hundreds of circuit ideas alphabetically arranged—from Alarm circuits to Zero crossing detector circuits!*

Turn to this comprehensive circuit library for hundreds of project ideas...and concise pinout diagrams and schematics. In each volume you'll find more than 700 electronic and integrated circuits and 100+ circuit categories right at your fingertips to give you ideas you can use on the job or at your workbench.

As a member of the Electronics Engineers' Book Club®...you'll enjoy receiving Club bulletins every 3-4 weeks containing exciting offers on the latest books in the field at savings of up to 50% off the regular publishers' prices. If you want the Main selection, do nothing and it will be shipped automatically. If you want another book, or no book at all, simply return the reply form to us by the date specified. You'll have at least 10 days to decide. If you ever receive a book you don't want due to late delivery of the bulletin, you can return it at our expense. And you'll be eligible for FREE BOOKS through the Bonus Book Plan. Your only obligation is to purchase 3 more books during the next 2 years, after which you may cancel your membership at any time. Publishers' price shown. ©1996 EEBC

## THE ENCYCLOPEDIA OF ELECTRONIC CIRCUITS

Volumes 1-4  
by Rudolf F. Graf




3,088 total pages  
4,490 total illustrations

If coupon is missing, write to Electronics Engineers' Book Club,  
A Division of The McGraw-Hill Companies, P.O. Box 549, Blacklick, OH 43004-9918

### MONEY-SAVING BONUS OFFER!

Take **THE ENCYCLOPEDIA OF ELECTRONIC CIRCUITS Vol. 5** at 50% off Publishers' price



Publisher's price-\$60.00

### ELECTRONICS ENGINEERS' BOOK CLUB®

A Division of The McGraw-Hill Companies,  
P.O. Box 549, Blacklick, OH 43004-9918

**YES!** Rush me *The Encyclopedia of Electronic Circuits—Vols. 1-4*, billing me just \$14.95 plus \$12.00 shipping/handling & sales tax. Enroll me as a member of the **Electronics Engineers' Book Club** according to the terms outlined in this ad. If not satisfied, I may return the books within 10 days for a full refund and my membership will be cancelled. I agree to purchase just 3 more selections at regular Club prices during the next 2 years and may resign anytime thereafter.

**BILL ME** (Bonus offer not available with this option.)

**SPECIAL OFFER!** Prepay your order by check, money order, or credit card and receive *The Encyclopedia of Electronic Circuits—Vol. 5* for \$30.00 (That's 50% off the publisher's list price!)

**50% MONEY-SAVING OPTION:** I also wish to order Vol. 5 at 50% off the Publishers' price. I then need to purchase only 2 more books within the next 2 years. According to the terms outlined, my payment of \$56.95, plus applicable sales tax is enclosed.

Check or money order enclosed made payable to: The McGraw-Hill Companies

**Please charge my:**  VISA  MasterCard  American Express  Discover

Acct. No. \_\_\_\_\_ Exp. Date \_\_\_\_\_

Signature \_\_\_\_\_

Name \_\_\_\_\_ (required on all orders)

Address/Apt. # \_\_\_\_\_

City/State/Zip \_\_\_\_\_ Phone \_\_\_\_\_

Offer valid for new members only, subject to acceptance by EEBC. U.S. orders are shipped 4th Class Book Post. Canada must remit in U.S. funds drawn on U.S. banks. \*Canadian orders are shipped International Book Post—add \$16.00 shipping/handling. Applicants outside the U.S. and Canada will receive special ordering instructions. A shipping/handling charge & sales tax will be added to all orders. ©1996 EEBC PPIF496

April 1996, Popular Electronics

Rangemaster II comes with the holster with a built-in stand, test leads, and a 9-volt battery. It measures 3.5 x 5 x 1.4 inches and weighs 10.6 ounces.

The Rangemaster II digital multimeter (catalog number 380278) costs \$89. An optional carrying case is available for \$15. For additional information, contact Extech Instruments Corporation, 335 Bear Hill Road, Waltham, MA 02154-1020; Tel. 617-890-7440; Fax: 617-890-7864.

**CIRCLE 61 ON FREE INFORMATION CARD**

## SOLDERING-IRON TIPS

*Antex Gold Plated Tips from M.M. Newman* come in a variety of shapes for various electronics-assembly and repair applications. The soldering-iron tips are made from a proprietary copper alloy that provides maximum strength and heat conductivity, and are then gold plated for easy wetting. Compatible with all Antex Miniature soldering irons, the tips slide directly over the heating element for optimum thermal efficiency and quick recovery times.



The tips are available in interchangeable slide-on needle-point, chisel, and spade shapes. They have no threads to bind or screws to freeze.

Antex Gold Plated Tips are priced from \$5.51 each; soldering irons are priced from \$19. For further information, contact M.M. Newman Corporation, 24 Tioga Way, P.O. Box 615, Marblehead, MA 01945; Tel. 617-631-7100; Fax: 617-631-8887.

**CIRCLE 62 ON FREE INFORMATION CARD**

## CELL-PHONE CHARGE & TALK

In addition to offering portable cellular-phone users the benefits of private, hands-free conversations in a vehicle, *ORA Electronics' Charge & Talk* functions as a power/charging cord, allowing the user to simultaneously operate the phone and charge its battery. The system consists of an earpiece, a microphone, and a power cord, all in one. The foam-enclosed earpiece is comfortable to wear, and the proximity-sensitive microphone allows normal conversational levels.



Compatible with both digital and analog portable cellular phones, Charge & Talk is simple to use, requires no installation, and can be easily transferred from one vehicle to another. The user simply plugs the device into the car's cigarette-lighter receptacle and the phone.

The first Charge & Talk system to go on the market is intended for use with Motorola Micro TAC series portable cellular phones, and has a suggested retail price of \$69. For more information, contact ORA Electronics, Division of Alliance Research Corporation, 9410 Owensmouth Avenue, P.O. Box 4029, Chatsworth, CA 91313; Tel. 818-772-2700; Fax: 818-718-8626.

**CIRCLE 63 ON FREE INFORMATION CARD**

## RF DETECTOR PROBES

*ITT Pomona Electronics' Micro-LC* series of narrow-bodied, monolithic RF detector probes are intended for use with a wide



range of digital multimeters. The product family is capable of RF measurements from 500 Hz to 1 GHz,  $\pm 2$ dB. Models 6104 (500 Hz–30 MHz), 6105 (100 kHz–300 MHz), and 6106 (1 MHz–1 GHz) are all IEC 1010 compliant. Each comes with a replaceable gold-plated test tip and twin 4-mm banana-plug connectors to accommodate attachment to a digital multimeter. All components are laser-trimmed to ensure the highest accuracy. Electrical characteristics include 1-volt DC output for a 1-volt RMS sinewave input and low input capacitance.

Micro-LC Models 6104, 6105, and 6106 RF detector probes have list prices of \$59.95, \$69.95, and \$79.95, respectively. For additional information, contact ITT Pomona Electronics, 1500 East Ninth Street, Pomona, CA 91766-3835; Tel. 800-241-2060; Fax: 909-629-3317.

**CIRCLE 64 ON FREE INFORMATION CARD**

## BASIC STAMP II PROGRAMMABLE MODULE

The *Parallax Stamp II* is a complete BASIC-programmable computer in a 24-pin DIP package. It has 16 I/O lines, 2K of non-volatile memory, and a clock speed of 20 MHz.

The I/O lines are used to connect the Stamp II to the outside world. Most I/O functions are digital, and include serial communications, plus measurement, button input, transition counting, and more. A



few functions are pseudo-analog, such as resistance measurement and PWM. The Stamp II even has functions for transmitting X-10 power-line control signals, as well as for generating accurate audio frequencies (including DTMF tones for dialing telephones).

An 8-pin EEPROM provides 2K of non-volatile memory, which is used for both program and data storage. Each BASIC instruction takes three or four bytes of space, so the memory can store about 600 program instructions (assuming no space is used for non-volatile data storage).

The 20-MHz operating speed yields several benefits, including fast serial I/O (up to 50K baud), and accurate pulse measurements (2- $\mu$ s resolution). It also results in fast program execution of about 6000 instructions per second.

The Stamp II's simple "PBASIC" language makes all of its features easy to use. The language includes all familiar BASIC instructions, as well as special instructions for the I/O functions.

Stamp II modules are available for \$49 in single quantities. For more information, contact Parallax, 3805 Atherton Road, #102, Rocklin, CA 95765; Tel. 916-624-8333; Fax: 916-624-8003; e-mail: info@parallaxinc.com.

**CIRCLE 65 ON FREE INFORMATION CARD**

## COLOR MONITOR

*ViewSonic's Optique V775* color monitor provides a flat-square 17-inch screen (16-inch viewable), with an ultra-fine 0.26-mm dot pitch for high-definition displays and a maximum non-interlaced resolution of 1600 x 1280 for sharpness and clarity. Its Invar Shadow mask keeps electron beams aligned with proper target location, dramatically reducing color-convergence error. Anti-glare, anti-static coating makes viewing easier.


The Optique V775 features the one-touch OnView control system for easy adjustments of screen images, and ViewMatch to match screen colors to printer output. The monitor also offers

(Continued on page 25)



# The Four-Year Electronics Degree Program That Really Hits Home!

## Bring The Technology Home With A Bachelor Of Electronics Engineering Degree. No Hassles. No High Cost!



Now's the time to prepare for a profitable career.

### We've lowered the cost of higher education.

It's true! You can earn a four-year Bachelor of Electronics Engineering Technology degree today ... and prepare yourself for a high-paying electronics career ... without quitting your job or ever leaving your home. Because World College, an affiliate of the Cleveland Institute of Electronics, offers you the total flexibility of independent study programs proven effective for people like you who truly want to succeed! World College independent study lessons help you build valuable skills

**Mail/Fax Today  
or Call  
1-800-696-7532**

step-by-step, and expert instructors are personally available to you with a toll-free call. What a way to earn an education!

### A world of opportunity.

Where is your career headed? With a four-year bachelor's degree from World College, you call the shots, choosing from incredible, high-paying opportunities in electronics, telecommunications, computer, electrical power, and many other growing fields.

World College gives you the skills, the knowledge, the power to take advantage of your best opportunity in electronics. And you can do it all at your own pace!

### Without leaving home.


World College continually works to provide its students with the most advanced education tools. From the latest equipment and reference books to breakthrough computer-simulated experiments, students are exposed to the latest technological advancements.

All the equipment, parts, and software you need are included in your affordable tuition, including more than 300 hands-on lab experiments you can complete in your home.

### Choose your own pace.

Earn your bachelor's degree on your time — and at your pace — because you pay tuition to World College only as you complete the upper-level semesters close to graduation. The faster you make it through, the less you pay. So you have an incentive to make your future happen quickly — yet the freedom to choose your own pace!

Send today for your FREE course catalog — and give yourself that future you've always wanted — with an electronics degree education from World College.



Take charge of your future in electronics.

### Four Powerful Reasons To Connect With World College Today:

- 1. Earn your four-year degree!**
- 2. Self-paced training!**
- 3. Independent study in your home!**
- 4. Expert instruction!**

### Give Me The Power!

Send me a FREE World College course catalog today!



(Please Print Neatly)

Name \_\_\_\_\_

Address \_\_\_\_\_

City \_\_\_\_\_

State. Zip \_\_\_\_\_

Phone (\_\_\_\_) \_\_\_\_\_

Age \_\_\_\_\_

**For faster service, call  
1-800-696-7532,  
or call  
1-804-464-4600.**

**Or fax this coupon to  
1-804-464-3687.**



Lake Shores Plaza  
5193 Drive, Suite 113  
Virginia Beach, VA 23455-2500



Affiliated with  
Cleveland Institute of Electronics  
WAH26

# COMPUTER BITS

## Long Live the CMI

BY JEFF HOLTZMAN

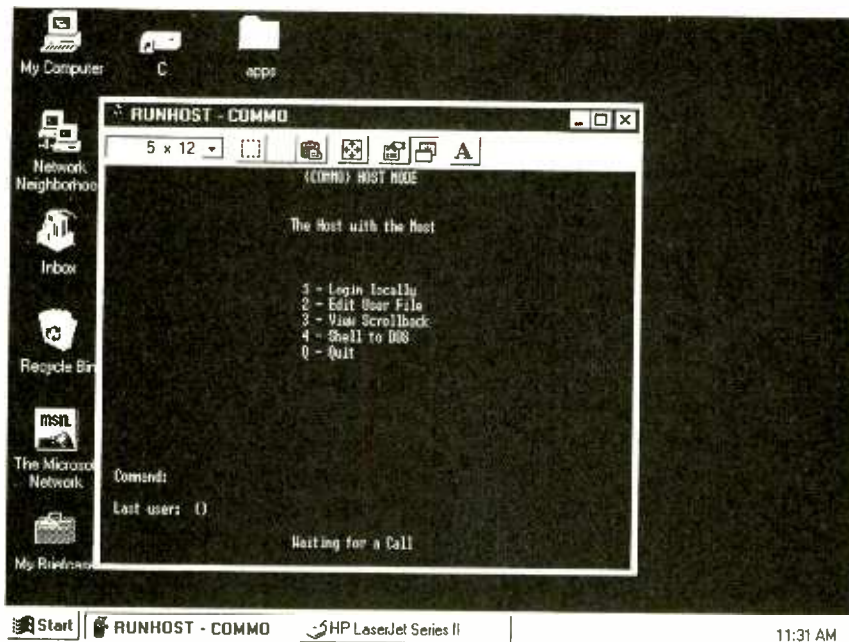
**A**lthough Microsoft's marketing department would have you believe otherwise, DOS is far from dead. Win95 is full of legacy DOS code. But DOS is not really my topic this time. Instead, the topic is really the character-mode interface traditionally available with DOS, but also available in Windows 3.x, Win95, OS/2, Unix, and just about every operating system except the Macintosh.

When Windows 3.0 came out in May of 1990, I immediately started looking for ways to jettison all my old DOS—I mean character-mode—applications. But I never got there. Some things seemed easier using a command-line interface (CLI) than a graphical user interface (GUI).

Actually the term CLI is at least partially a misnomer. Some programs (like PKZIP) are true CLI programs. Others provide a character-mode interface (CMI) that takes over the whole screen, optionally uses menus and mice, but still operates wholly in character mode. As you'll see, I'm including both CMI and CLI programs in this discussion.

The point is that I swung from being a CLI/CMI bigot to a would-be GUI bigot. In reality, however, there is a place for both. So in that spirit, I've recently returned to some old standbys, and have begun using some newcomers to the CMI/CLI world. What follows are brief profiles of some of my favorites. Most of them are shareware; a few are commercial applications that most likely have been discontinued by the manufacturer, but might still be available at computer shows and elsewhere. One good source for "out-of-date" software, both GUI and CLI/CMI, is Surplus Software (489 North 8th Street, Hood River, OR 97031; Tel. 800-753-7877, 503-386-5215). If you don't have your own source, why not give them a try.

For example, Surplus Software recently advertised a program called



*Commo, a jewel of a communications program, is relatively small in size, but big in features and versatility. A copy of that shareware program is available on the Gernsback BBS.*

GrandView, which it was selling for about \$25. GrandView was the premier member of a group of programs that was popular throughout the 1980s, but that seems to have died off in the past few years. Seeing that ad inspired me to dust off my copy of GrandView, and I'm glad I did.

GrandView is a program that allows you to create and maintain outlines. Some might say that there's nothing you can do in an outline program that you can't do in a word processor. From a limited perspective, that's true. In fact, modern GUI word processors, with fonts, graphics, and so forth, far exceed what an outliner can do. But outliners were never intended to compete with word processors. They're really tools for thinking, as opposed to typing or desktop publishing.

If you're the type of person who prefers to plan before doing, you'll love GrandView. On the other hand, if you're the type of person who has trouble organizing your thoughts, GrandView can help, because it

explicitly provides tools for precisely that problem. And once you develop your outline, you can export it in several word-processing formats, then read it into your WYSIWYG Windows word processor and pretty it up.

### TELECOMMUNICATIONS

I've been using telecommunications software since the mid 1970s, and Windows-based telecommunications programs since the late 1980s. I used ProComm for years, but never got used to its ridiculous selection of keystroke commands. I also found it bulky. After Windows 3.0 came out, I developed great hopes of finding something that ran reliably in the background and that provided an easy means of maintaining the dialing directory. At one point or another, I tried various programs, but always ended up coming back to CrossTalk for Windows.

What I really wanted was not a huge monster that emulated every type of dumb terminal under the sun,

*(continued on page 28)*



# Virtual Reality technology creates the world's first portable big-screen television

Breakthrough portable TV from Virtual Image Displays, Inc. creates a virtual image that simulates a 60" big-screen image at a distance of six to 15 feet away.

by Timothy B. Arnett



## VIRTUAL TECHNOLOGY

How does Virtual Vision Sport create a virtual image that floats in space? Within the eyewear is a miniature video display and a sophisticated reflective optical system. Part of the optical system is a small, specially-engineered reflective lens which is mounted slightly below your normal field of vision on your dominant-eye side. (Your brain gives priority to whatever image is viewed by your dominant eye, so the image will seem to appear in both of your eyes. See the inset box at the right to determine which eye is your dominant eye.) The lens bounces the video image from the video display so that it appears to be focused a comfortable distance (about six to 15 feet) in front of you.

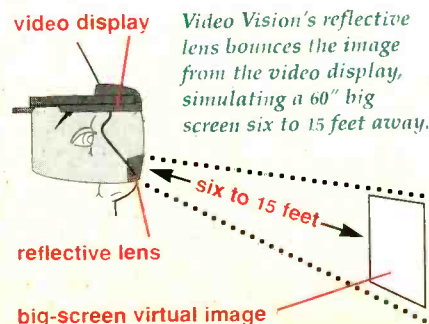


**V**irtual reality. We've all heard about it. But if you're like me, you figure you'll never get the opportunity to experience it in your lifetime. Think again! The Virtual Vision Sport 200 is a breakthrough invention that uses virtual reality (VR) technology to bring big-screen virtual images to a portable TV.

Virtual Vision Sport is the ultimate portable television. You can wear it on the beach, in the gym, wherever you want. And because the TV image is part of the eyewear, it moves with you. With the Sport, you can maintain your active lifestyle without missing your favorite shows!

**How it works.** The Sport's portable battery-operated tuner picks up TV signals from the airwaves and transmits images to a miniature LCD video display in the eyewear. The image is reflected to your dominant eye, resulting in a floating virtual image that appears to be a comfortable distance away. The farther away you focus your vision, the larger the image appears. Special color optics provide projection TV-style imagery. The eyewear contains a pair of high-fidelity earphones. It also comes with an AC adapter for indoor use!

**Monocular technology.** The Sport uses monocular technology to create the virtual image. While your retinas are presented with different images, they are not so different that the brain can't fuse them together. The process of fusing two slightly different retinal images into a single picture with depth, called *stereopsis*, is the way most of us see the world around us.



## VR, only better.

Ordinary VR equipment is cumbersome and uncomfortable. Plus, the dual video displays used in VR can confuse the visual system, resulting in eyestrain and *binocular dysphoria*, a defect in depth perception that can last for hours.

The Sport is different. Weighing a mere five ounces, you will forget you're wearing it. And because you see your environment and the virtual image, eyestrain is minimized and depth perception is unaffected.

**More than TV.** You can connect the Sport to a camcorder, video game system or VCR. Watch a movie from your VCR in bed without disturbing your spouse. Plug the Sport into your video game system to battle life-size virtual characters. Used with a camcorder, the Sport serves as the ultimate viewfinder—no more missing any action. The Sport is also great for training and education—students can watch a training video while working. You can even use the Sport to impress your clients with a personalized multimedia presentation!

**Risk-free.** The Sport is backed by our risk-free home trial. If you're not satisfied, return it within 90 days for a refund, "No Questions Asked." The manufacturer provides a 90-day labor and one-year parts warranty. Most orders processed within 72 hours and shipped UPS.

**Virtual Vision Sport 200** ..... \$499 \$19 S&H  
PLEASE SPECIFY RIGHT- OR LEFT-EYE DOMINANCE.

Please mention promotional code 1171-PL-6652.  
For fastest service, call toll-free 24 hours a day

**800-992-2966**



To order by mail, send check or money order for the total amount including S&H (VA residents add 4.5% sales tax). To charge it, enclose account number and exp. date.

**COMTRAD INDUSTRIES**

2820 Waterford Lake Drive, Suite 106  
Midlothian, Virginia 23113

## DETERMINING YOUR EYE DOMINANCE...

- Extend your arm out as far as you can.
- Bring your index finger and thumb together to form a circle.



- With both eyes open, visually center a small, distant object (like a light switch or door knob) within the center of the circle.



- Without moving your head or arm, close one eye at a time. The eye that keeps the object centered in the circle of your fingers is your dominant eye.

# MULTIMEDIA WATCH

## The MPC3 Specification

BY MARC SPIWAK  
TECHNICAL EDITOR  
WINDOWS MAGAZINE

**T**he old MPC2 specification for multimedia hardware guaranteed, or at least bettered the odds, that a given piece of software would run reasonably fast on a given platform. The main problem with that specification is that it's already old, and multimedia never really ran all that well on hardware that just met the specs.

Let's face it: The 486 was considered a "hot" system before multimedia came along. (My home computer came loaded in its day, but not a scrap of multimedia hardware was installed—not even a sound card!) Then we asked our computers to run CD-ROM drives and belt out sound as we watched real-time video. Even with a tiny video window, that was asking a lot from the computer. Throw in a few extra mouse clicks, and you might have to wait minutes for the CPU to catch up to what you wanted it to do. By then you had probably pushed too many buttons and a crash or lockup was near.

I've been playing with a lot of Pentiums lately, and let me tell you that once you run multimedia on one, you won't want to run it on a lesser system—it's just too slow. And it's not just the CPU difference; newer systems have faster hard drives, faster video, better PCI buses, and so on. It all helps contribute to a system that doesn't get upset with every click of the mouse.

Considering how much better computer hardware has gotten over the past couple of years, it's about time that the MPC2 specs were updated. The new specification defines the minimum hardware necessary for Level 3 compliance, but not any particular configuration. MPC3 does not replace MPC2. It simply defines an updated platform that's better suited for multimedia. Keep those specs in mind when buying your next computer or multimedia upgrade. Or better yet, buy stuff that blows away these specs and

you're set for at least a couple of years!

### MPC3 SPECIFICATIONS

I'm going to go over the most important parts of the specifications, and leave out some of the less interesting details. The microprocessor in an MPC3-rated system must be at least a 75-MHz Pentium with only a level one cache. Other microprocessor brands or architectures might also be suitable. Personally, I would recom-



*The GPS Card package contains the PC Card receiver and a magnetic antenna for auto-roof mounting.*

mend getting at least a 90-MHz machine, or better yet, a 120- or 133-MHz one. Always buy the fastest CPU possible, and you'll get the most life possible out of the system.

The computer must also have at least 8 MB of RAM, but, again I would suggest that you go for at least 16 MB, especially if you're planning on using Windows 95. A 3½-inch, 1.44-MB floppy drive is also required, but I haven't seen a computer without one of those in years—it's the 5¼-inch drive that's no longer needed. The minimum hard

drive specification is 540 MB, with 15-ms access time and 1.5-MB/second sustained throughput. Any new drive meets those specs, and 540 megabytes is actually very small these days.

As for the CD-ROM drive, it should be at least a 4X unit with a sustained 600-KB/second transfer rate and average access time of 250 ms. Pretty much any 4X drive will be satisfactory here, but why not go for a 6X and be ahead of the game? No more than 40% of the CPU's resources may be consumed while transferring data at 600K/second and no more than 20% of the CPU's resources may be consumed while maintaining a transfer rate of 300K/second. You can't really worry about CPU usage, and definitely won't have to with a 75-MHz CPU or better. The CD-ROM drive must be able to read audio CDs (Red Book); Mode 1 and Mode 2, including mixed mode and multisession media; CD-ROM; CD-ROM XA; Photo CD; CDRs (recordable discs); Video CD; and CD-i discs.

Next comes the sound card. Wavetable capability is required, and it must have a 16-bit digital-to-analog converter (DAC); 44.1-, 22.05-, and 11.025-kHz sampling rates; and stereo audio channels. No more than 10% of the CPU's resources should be required for 22.05- and 11.025-kHz sampling, and no more than 15% for 44.1-kHz sampling. A microphone input must also be present. The sound card must be able to mix at least three and preferably four sources and output them as stereo, line-level audio.

There are even specifications for speakers. The speakers must be at least a two-piece system with a frequency response from 120 Hz to 17.5 kHz and a minimum rating of 3 watts/channel into 4 ohms. The input connector must be a 3.5-mm stereo jack where the tip is the left channel, the sleeve is the right channel, and the



# What's better than speed reading? *Speed Learning.*

Speed Learning has replaced speed reading. It's a whole new way to read and learn. It's easy to learn...lasts a lifetime... applies to everything you read. It may be the most productive course you've ever taken.

Do you have too much to read and too little time to read it? Do you mentally pronounce each word as you read? Do you frequently have to go back and reread words, or whole paragraphs, you just finished reading? Do you have trouble concentrating? Do you quickly forget most of what you read?

If you answer "Yes" to any of these questions — then here at last is the practical help you've been waiting for. Whether you read for business or pleasure, school or college, you will build exceptional skills from this major breakthrough in effective reading, created by Dr. Russell Stauffer at the University of Delaware.

**Not just "speed reading" — but  
speed reading — thinking —  
understanding — remembering —  
and — learning**

The new *Speed Learning Program* shows you, step-by-proven step, how to increase your reading skill and speed, so you understand more, remember more and use more of everything you read. The typical remark from over one million people taking the *Speed Learning Program* is, "Why didn't someone teach me this a long time ago." They were no longer held back by their lack of skills and poor reading habits. They could read almost as fast as they could think.

## What makes Speed Learning so successful?

The new *Speed Learning Program* does not offer you a rehash of the usual eye-exercises, timing devices, and costly gadgets you've probably heard about in connection with speed reading courses, or even tried and found ineffective.

In just a few spare minutes a day of easy reading and exciting listening, you discover an entirely new way to read and think — a radical departure from anything you have ever seen or heard about. *Speed Learning* is the largest selling self-study reading program in the world. Successful with Fortune 500 corporations, colleges, government agencies and accredited by 18 professional societies. Research shows that reading is 95% *thinking* and only 5% eye movement. Yet most of today's speed reading programs spend their time teaching you rapid eye movement (5% of the problem), and ignore the most important part, (95%) *thinking*. In brief, *Speed Learning gives you what speed reading can't*.

Imagine the new freedom you'll have when you learn how to dash through all types of reading material at least twice as fast as you do now, and with greater comprehension. Think of being able to get on top of the avalanche of newspapers, magazines and correspondence you have to read...finishing a stimulating book and retaining facts and details



**FOR FASTER SHIPMENT CALL 1-800-729-7323 OR FAX 1-609-273-7766**

more clearly, and with greater accuracy, than ever before.

## Listen — and learn — at your own pace

This is a practical, easy-to-learn program that will work for you — no matter how slow a reader you think you are now. The *Speed Learning Program* is scientifically planned to get you started quickly...to help you in spare minutes a day. It brings you a "teacher-on-cassettes" who guides you, instructs, and encourages, explaining material as you read. Interesting items taken from *Time Magazine*, *Business Week*, *Wall Street Journal*, *Money*, *Reader's Digest*, *N.Y. Times* and many others, make the program stimulating, easy and fun...and so much more effective.

Executives, students, professional people, men and women in all walks of life from 15 to 70 have benefitted from this program. *Speed Learning* is a fully accredited course...costing only 1/4 the price of less effective speed reading classroom courses. Now you can examine the same easy, practical and proven methods at home...in your spare time...without risking a penny.

## Examine Speed Learning RISK FREE for 15 days

You will be thrilled at how quickly this program will begin to develop new thinking and reading skills. After listening to just one cassette and reading the preface, you will quickly see how you can achieve increases in both the speed at which you read, and in the amount you understand and remember.

You must be delighted with what you see, or you pay nothing. Examine this remark-

able program for 15 days. If, at the end of that time you are not convinced that you would like to master *Speed Learning*, simply return the program for a prompt refund. (See the coupon for low price and convenient credit terms.)

## RISK-FREE ORDER FORM

**YES!** I want to try *Speed Learning* for 15 days without risk. Enclosed is the first of 4 monthly payments of \$32.25\*. If I'm not completely satisfied, I may return it for a prompt refund.

**SAVE 8.00!** I prefer to pay the \$129.00 now, and save the \$8.00 shipping & handling charge. I may still return the program for a full refund.

**Method of payment:** (Federal Tax Deductible)

Check or money order payable to Learn Incorporated

Charge to:  Visa  MC  Am Ex  Discover

Card # \_\_\_\_\_ Exp. \_\_\_\_\_

Signature \_\_\_\_\_

Phone ( \_\_\_\_\_ ) \_\_\_\_\_

Name \_\_\_\_\_

Address \_\_\_\_\_

City \_\_\_\_\_ State \_\_\_\_\_ Zip \_\_\_\_\_

\*Plus \$8.00 shipping and handling. U.S. funds only. For New Jersey residents, sales tax will be added.

**Learn** INCORPORATED Dept. LEC-01, 113 Gaither Drive, Mt. Laurel, NJ 08054-9987

body is ground, supplied with at least a six-foot cable. Volume, treble, and bass controls should be included. In a three-piece system, the satellites should have the same requirements as above and the subwoofer should have a frequency response from at least 40 Hz to 250 Hz with a minimum power rating of 15 watts.

A fast video card goes a long way toward better multimedia, too. Today's video card must offer color space conversion and scaling. It must have direct access to the frame buffer for video-enabled graphics with a resolution of 352 x 240 at 30-frames-per-second at 15-bits-per-pixel, unscaled, without cropping. The card must also offer MPEG1 video playback (hardware or software) and must support a synchronized audio/video stream. Hardware MPEG, however, is always preferable to software.

What does all that mean? It means that if you're just getting by with an older computer, it will soon be unusable for new multimedia software. In other words, you'll soon need a new computer. Don't even consider upgrading. If you haven't seen the difference that a fast Pentium makes to multimedia, do yourself a favor and check one out in a computer store. You'll be amazed at how smooth multimedia can be. And naysayers will soon realize that computers were always intended for multimedia. It's just that they weren't using the right computers.

## FAST MODEMS

While I'm on the subject of fast, new hardware, let me tell you about a modem I've been playing with. It's a tiny little 28.8 PCMCIA modem manufactured by Megahertz, the mobile communications division of US Robotics. I've got a 14.4 modem in my home computer, and the 28.8 in a laptop, and what a difference the faster modem makes, especially for cumbersome Internet stuff and the like.

Megahertz manufactures a lot of slick communications gear, including a wireless e-mail card that I'll talk about in a future column. The Megahertz XJ2288 modem features an XJACK connector, a tiny little pop-out RJ-11 jack which makes it easy to connect

the modem to any phone line, at home, at the office, or in a hotel. The XJ2288 is not a brand new model, and will be upgraded by the time you read this, but boy is it fast. The newer PCMCIA modems are coming with network adapters built in, which makes it very easy to pass data between a network and laptop computer.

## SOCKET COMMUNICATIONS GPS CARD

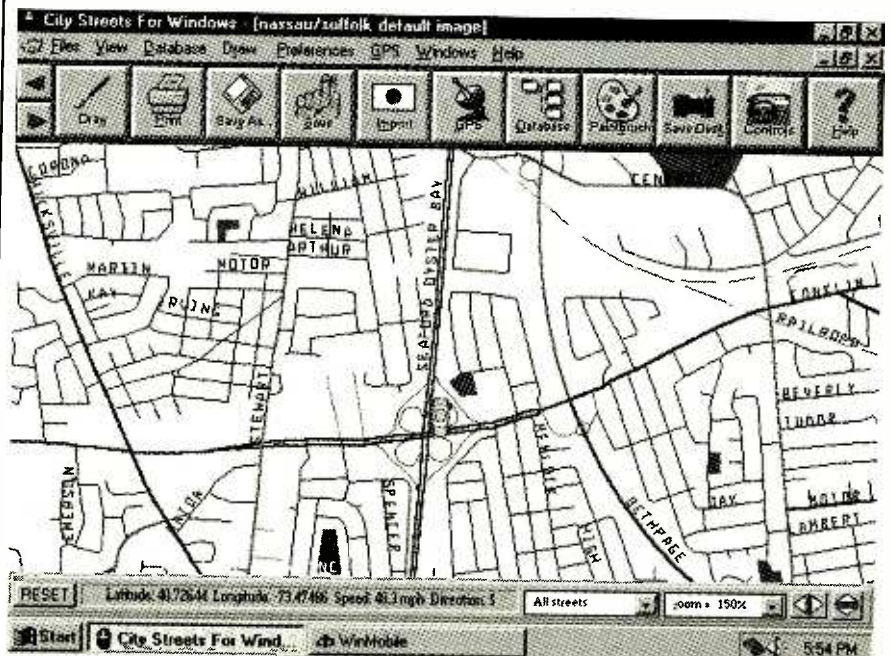
Speaking of mobile gear, I've been playing with something a lot neater than a modem. It is inevitable that some day you will be stopped somewhere asking for directions after having made a wrong turn somewhere. Now if only you had a laptop computer and the GPS Card from Socket Communications, you wouldn't be in that predicament. The GPS Card is a miniature Type II GPS receiver that pops into an empty PC Card socket on your laptop.

The GPS card is very easy to use. You simply insert it in an empty PCMCIA slot and the computer instantly recognizes what the card is. If it doesn't, there are procedures that can make it recognize the card. The software that does all the dirty work is a program called WinMobile. WinMobile interprets GPS data coming from the receiver card and displays it as longi-

tude and latitude readings. It also displays altitude, speed, course, and time of readings. WinMobile also displays the relative signal strength of all satellites being received. If your GPS system is not locking on to your location, you can watch the progress in the WinMobile window to see which satellites are detected and how well data is being received.

But now for the neat part: The GPS Card also works with City Streets for Windows, a mapping program from Road Scholar. With City Streets running, you can see in an instant where you are on the map as you drive—a little car on the map traces your route as you go. City Streets is a fully functional mapping program in itself, and it can provide you with directions, distances, and other travel information. But hooked up to GPS, the City Streets' Etak maps become the best back-seat driver you ever had. Maps of over 1600 U.S. cities are available. Many major European cities are also available. The city map of your choice is yours for free with a coupon included with the GPS Card package. Additional maps cost \$29.95 each, or less if you buy more than one.

The Global Positioning System, or GPS, is a constellation of 24 Navstar satellites that orbit the earth in 6 orbital planes. That number ensures that at



The little car followed me home as it made its way across the map. Here I am on the Seaford Oyster Bay Expressway.



# How to stay warm without turning up the thermostat...

*New device redirects heat to rooms that need it most so you can be more comfortable without inflating your electric bill.*



by Rebecca Storden

Do you constantly adjust the thermostat in your home every time you're uncomfortable—turning it up in the winter, down in the summer? Do you manually open or close vents just so air will be redirected to rooms that are too cold or too hot? Most homeowners who have central heating and air conditioning systems have this same recurring problem. High utility bills are

the unfortunate result of manually adjusting your home's vents and thermostat.

**Forced air problem.** If you have rooms that never seem warm enough in the winter, no matter how the thermostat is set, the problem isn't your furnace or blower speed—it's your registers and ducts.

Some rooms have poor airflow because of bends in the ductwork or their distance from the blower. So if your home has central heating and cooling, you'll probably have at least one room that is always too cold or too hot.

**The better solution.** Now there's the Equalizer EQ2 by Suncourt. Its built-in fan is designed to pull extra air out of poor-performing registers, helping equalize the temperature in

your home. Every time your heating or cooling system operates, the Equalizer EQ2 will pull twice as much air through the duct. This provides 80% more of the air you've already paid for—air that usually gets lost in the ductwork.

**Efficiency.** Because it spends less time getting to the vents, the air doesn't cool down. The Equalizer EQ2 even continues to run after your system shuts off, making sure all the conditioned air is out of the duct.

Air from the Equalizer EQ2 is not diverted from other vents in your home. It is made up of air from the furnace instead. The effect on the other registers of your home is negligible. The Equalizer EQ2 installs in just seconds—simply place it on top of your existing floor or wall vent and plug it into a standard electrical outlet.

**Intelligent thermostat.** This sophisticated electronic thermostat consists of dual solid-state sensors. When your heating system starts, it measures the temperature of the air in the register and in the room and then calculates the temperature differential. You can adjust the

thermostat for the automatic on/off function best suited for the register air temperature. In the continuous running mode, the fan, designed to increase airflow in several directions at once, will provide constant airflow from the register.

**Costs next to nothing.** The Equalizer EQ2 has no heating or cooling elements, and it turns on and off automatically with your central system. It costs less than two cents a day to run. Compared to the cost of constantly adjusting the thermostat by 4° (\$1.25 a day) or using a 1500-watt heater (\$1.80 a day), the Equalizer EQ2 is the most efficient way to keep your home comfortable!

**Try it risk-free.** Suncourt Equalizer EQ2s are backed by Comtrad's exclusive risk-free home trial. Try them, and if you're not completely satisfied, simply return them within 90 days for a full "No Questions Asked" refund. They also come with a full one-year manufacturer's limited warranty. Most orders are processed within 72 hours and shipped via UPS.

**MONEY-SAVING OFFER.** For maximum efficiency, you should place several Equalizer EQ2s throughout your home. To make this easier, we're making a special offer for a limited time. The first two Equalizer EQ2s you order are \$49 each, but when you order a third Equalizer EQ2 or more, the price is reduced to just \$24.50 each. Call today to make your heating and cooling system run more efficiently!

Suncourt Equalizer EQ2 ..... \$49 \$4 S&H  
Your third Equalizer EQ2 ..... \$24.50 \$4 S&H  
Please mention promotional code 266-PL-6651.

For fastest service, call toll-free 24 hours a day

**800-992-2966**



To order by mail, send check or money order for the total amount including S&H (VA residents add 4.5% sales tax). Or charge it to your credit card by enclosing your account number and expiration date.

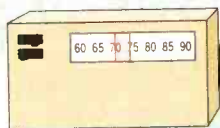
**COMTRAD INDUSTRIES**

2820 Waterford Lake Drive, Suite 106  
Midlothian, Virginia 23113

Controlled by a microprocessor, the Equalizer EQ2 will solve your heating problems without inflating your fuel bills.




## WHY SUNCOURT IS THE MOST COST-EFFECTIVE WAY TO HEAT YOUR HOME\*



**\$456.25**

Adjusting the thermostat in your home by just 4° can add up to \$456.25 a year.



**\$657.00**

Heating your home with a supplemental 1500-watt space heater could cost \$657 a year.



**\$7.30**

Costing less than 2¢ a day, Suncourt can equalize your home's climate for about \$7.30 a year.

\*Figures listed above were calculated based on 365 days of use.

## VENDOR INFORMATION

**Electronic Arts Studios**  
1450 Fashion Island Blvd.  
San Mateo, CA 94404  
CIRCLE 50 ON FREE  
INFORMATION CARD

**IntraCorp**  
501 Brickell Key Drive, 6th Fl.  
Miami, FL 33131  
CIRCLE 51 ON FREE  
INFORMATION CARD

**Megahertz**  
605 North 5600 West  
Salt Lake City, UT 84116  
CIRCLE 52 ON FREE  
INFORMATION CARD

**Socket Communications, Inc.**  
6500 Kaiser Drive  
Fremont, CA 94555  
CIRCLE 53 ON FREE  
INFORMATION CARD

**Symantec Corporation**  
10201 Torre Avenue  
Cupertino, CA 95014  
CIRCLE 54 ON FREE  
INFORMATION CARD

**Vision Software**  
505 Fourteenth Street, Suite 940  
Oakland, CA 94612  
CIRCLE 55 ON FREE  
INFORMATION CARD

least five satellites will be in "view" from anywhere in the world at any given time. If a GPS receiver can lock onto at least three of those satellites, a position fix can be maintained.

The GPS Card package consists of the PC-card receiver, a magnetic antenna for auto-roof mounting, the basic City Streets program, and the coupon for the map of your choice. Living on Long Island, I chose the combination Nassau/Suffolk map that covers pretty much everywhere I ever go.

I found the system to be a little bit fussy at first, but then I learned that my GMT offset time was set incorrectly. That basically tells the system which satellites to expect overhead at any given time. Even if set incorrectly, the unit will eventually pick up the correct time from one of the satellites, and then figure out where it is. But once it's set up properly, the system works in minutes.

Leaving work one day, I placed the antenna on my dashboard. (As the owner of a 1994 Camaro, I can tell you that there's not a lot of metal on the car. Only the hood and rear clip are steel, with the rest of the car made from various composites and plastics).

Fortunately the sensor doesn't mind

being on my dashboard. (Glass is transparent to satellite-signal reception, while steel and other building materials definitely are not.) Anyway, I then brought up City Streets and started the GPS.

Before I even got out of the parking lot, City Streets popped a little car into position in Jericho, New York. Inch by inch, the little car followed me home as it made its way across the map to the Long Island Expressway, the Seaford-Oyster Bay Expressway, the Southern State Parkway, and then on local roads and little streets until it reached my own block. The maps continuously update as the little car leaves one section and enters another. Speed indication is very accurate; if my speedometer showed 55 MPH, so did the GPS display. The biggest problem I have with the system is that it's not easy to drive and work a laptop at the same time, so I couldn't play with it as much as I would have liked. Next time I'll have to bring an assistant, or go in someone else's car and let them do the driving.

Now I know how to get home from work. But I can see how useful this system would be if I did not. And certainly there are people who could benefit from GPS a lot more than me. Emergency personnel, delivery men, and anyone else who works out in the field could spend a lot less time asking for directions and more time at the job site if only they had a GPS Card and laptop computer. And any gadget freak will not want to be without one of these. The only problem is that you'll have to have a laptop computer and shell out about \$799 for the GPS Card.

## DOS GAMES AND WINDOWS 95

Windows 95 has a DOS mode, and DOS games, old and new, will run in it. But it turns out that you have to play the same old configuration games to get DOS games to work in Win 95. Fortunately Windows 95 has a few new features that make some of those configuration games easier to "play."

Everyone is probably familiar with boot disks, and having to make them for certain DOS games that have demanding resource requirements. Boot disks still work with Win 95, but one nice feature of Win 95 does away

with the need for boot disks.

Windows 95 is full of shortcuts, or at least it is after you make them. A shortcut is basically a custom icon that performs a specific function. You can make a shortcut to a disk drive, to a program, to a file, to another shortcut, and so on. And you can even make a shortcut to a DOS window. That DOS shortcut can run a batch file or include special configuration information, the same information that a boot disk would contain. Those shortcuts are easy to make. And from now on, instead of having a collection of boot diskettes for different games, you can have a neat little group of shortcuts on your desktop that will never get lost or damaged.

## NEW STUFF

Ever since I switched over to Windows 95, I've missed my Norton Desktop. Fortunately Symantec has released new utilities for Windows 95 that give me back some of the things I was used to. *Norton Navigator* provides me with the same file-management utilities that I was accustomed to in *Norton Desktop*. And the functions work similarly to the way they did before. It even restores old Norton "Quick Access" groups, something that Microsoft didn't want to do for Norton Desktop users.

The *Norton Utilities* package provides all the system protection and data recovery tools you'll ever need for Windows 95. The Norton AntiVirus package provides Windows 95 with automatic virus detection, elimination, and prevention features. Even though Windows 95 is fully customizable, and can match many of the features I used to like in Norton Desktop, it's still nice to be able to hang onto a little of that Symantec look and feel.

Two new titles available through Electronic Arts this month are *Magic Carpet 2 The Netherworlds* and *Road & Track Presents The Need For Speed*. *Magic Carpet 2* takes you to a city in which lies a gateway to ultimate evil. You must descend through the portal on your magic carpet and defeat the Demon Lord and his minions. *The Need For Speed* puts you in the driver's seat of eight different high-performance

(continued on page 69)




# Be a computer programmer!

## Train with a 486DX4/100 MHz Multimedia PC, featuring:

- Super VGA color monitor
- 540 meg hard drive
- 8 meg RAM
- Quad-speed CD-ROM drive with sound card
- 14,400 baud fax/modem
- Visual Basic
- Power C
- Windows 95
- And more!

**NEW!**  
486DX4/100 MHz  
Computer!

**O**nly NRI at-home training gives you real-world programming skills in three in-demand languages: BASIC, C, and Visual Basic, today's hot new language designed for writing popular Windows applications. Best of all, you train with a state-of-the-art MPC2: a 486DX4/100 MHz computer with Super VGA color monitor, 540 meg hard drive, 8 meg RAM, quad-speed CD-ROM drive, 14,400 baud fax/modem, and professional software — including Windows 95 — all yours to train with and keep!



You get hands-on programming experience as you work with a 486DX4/100 MHz computer system with Super VGA color monitor, 540 meg hard drive, 8 meg RAM, quad-speed CD-ROM drive, 14,400 baud fax/modem, 16-bit sound card, and speakers!

Plus you explore the extraordinary capabilities of three in-demand programming languages. You learn to design, code, run, debug, and document programs in BASIC, C, and Visual Basic. Best of all, since Visual Basic is specifically designed for creating Windows applications, you learn to generate fully functioning Windows 95 programs!

NRI's step-by-step lessons and hands-on programming projects help you master the design concepts used every day by successful PC programmers. Then, with the support of your experienced NRI instructor, you quickly move on to learn programming in three of today's hottest languages.

By the time you complete your course, you have a clear understanding of programming methods, languages, and techniques... and you're ready to handle any programming task with confidence.

### NRI, the leader in at-home computer training, shows you how to take advantage of today's newest programming opportunities

Get in on the ground floor of computer programming, one of today's fastest-growing career fields. The Bureau of Labor Statistics forecasts that job opportunities for programmers will increase *much* faster than average over the next 10 years, with as many as 400,000 new jobs opening up by 2005.

And the fastest-growing segment of programming jobs will be PC programming, fueled by the phenomenal popularity of Windows 95, the efficient power of C, and the rise of exciting new languages like Visual Basic.

Now, with NRI at-home training, you can get the new skills you need to build a top-paying career — even a full- or part-time business of your own — in this high-growth, high-opportunity field.

### Train with a full-featured 486DX4/100 MHz computer, Windows 95, Visual Basic, and more!

Right from the start, NRI's unique Discovery Learning Method gets you actively involved in the challenge of real-world programming. Step by step, you learn to create the kinds of full-featured, powerful programs today's employers and clients demand...even multimedia programs!



### No previous experience necessary

Train with NRI, and immediately start getting the money-making job skills you need to be a computer programmer — no matter what your previous background.

### Send today for your FREE catalog

If the coupon is missing, write to us at the NRI School of Programming, 4401 Connecticut Avenue, NW, Washington, DC 20008. Or...

**CALL 1-800-321-4634, Ext. 1439**

Visual Basic and Windows 95 are trademarks of the Microsoft Corporation.

## SEND TODAY FOR FREE NRI CATALOG!

### NRI Schools

4401 Connecticut Avenue, NW, Washington, DC 20008

Check one FREE career catalog only

#### COMPUTER PROGRAMMING

- Networking with Windows NT
- Visual Programming in C++
- Microcomputer Servicing
- Desktop Publishing with PageMaker

For career courses approved under GI Bill, check for details

- Bookkeeping and Accounting
- Multimedia Programming

#### OR GET YOUR DEGREE

- New! Associate Degree in Accounting
- New! Associate Degree in Business Management

Name (please print)

Age

Address

City/State/Zip

5413-0496

A Division of The McGraw-Hill Companies

Accredited Member, Distance Education and Training Council

# NET WATCH

## April Online Hours

BY DAN KARAGIANNIS

**W**ill there be April showers where you live this year? If you're on the Net there's no need to worry about what it's doing outside, because this month we'll look at a couple of sites that will help you pass the time on rainy days. Let's get right to them, beginning with a great site for hobbyists.

### MOTOROLA SEMICONDUCTOR

In the first installment of *Net Watch* (November 1995), I covered the Harris Semiconductor site, which features a great search engine for finding technical information on components from that company. This month, we'll look at a similar, and in some ways more-impressive, site—the Motorola Semiconductor Products Sector.

page as well. But it's the Products Sector page that should be of most interest to hobbyists.

Before we even look at what's found at the site, I have to first comment on the fact that it's really user friendly. If you feel lost, or would just like a better idea of what is on the server, you can click on a "help" link. There's even a link to the server guide in Japanese! But I don't think you'll need to access either link to understand the options available to you on the site.

Now, on to the goodies available at the site. We'll begin by discussing each of the three major databases you can choose from: the Master Selection Guide, Price Book & Product Guide, and Data Library. All feature full-text search engines, and require the use of

countless semiconductors listed by entering either part numbers (2N6400, MM4209, etc.) or part type (diodes, transistors, etc.).

The Price Book & Product Guide contains prices in U.S. dollars for many Motorola data books, brochures, and other selected literature. The site recommends that those outside of the U.S. contact their local Motorola sales representatives for price quotes on all items listed.

By selecting the Data Library, you can access numerous Motorola data books online. You can search either by part number or using descriptive text. Believe me, it's great being able to call up on your screen a data sheet of almost any component any time you need it. Although the Library is incomplete at the time of this writing, the majority of the Motorola data books should be online by the time you read this. But if you still can't find a particular sheet, you could try requesting it via Mfax, which we'll cover in a moment.

Also available at the site are some more direct ways of interacting with Motorola. I'm referring to their Online Forms, which include: Literature Ordering, Mfax Literature Request, and Technical Questions. You will of course need a forms-capable browser to use those features as well.

As the name implies, Literature Ordering is a form that lets you order Motorola literature directly from their Literature Distribution Center. Check the Price Book & Product Guide first so you'll know what you're looking for.

Mfax Literature Request makes it possible to have any of over 32,000 data sheets, application notes, engineering bulletins, and selector guides delivered to your fax machine within minutes. Until all the data books are online, you might find that feature quite useful.

Finally, you can receive prompt answers to your technical questions by



Just about any hobbyist would be impressed by the search engines found at the Motorola Semiconductor Products site.

The site is designed to provide customers with comprehensive data and technical information. If you'd like to get financial or general news about the company, you can access other pages on the company's server from this

a forms-capable browser such as Netscape.

The Master Selection Guide database lets you search the online version of the Motorola book of the same name. You can look for data on the



choosing the Technical Questions form and filling it out. The form will then be sent directly to Motorola engineers for what the company promises to be "a prompt response."

At the risk of sounding like a commercial I have to say "Wait, there's more!" You can search Literature Abstracts for more information on selected literature available either through Mfax or the Literature Distribution Center, peruse the Press Releases database for the latest Motorola Semiconductor Product Information, check out the Case Outline database for mechanical drawings of component packages, and contact Motorola by e-mail.

All in all, Motorola has put together a high-quality, and immensely useful, site. Definitely put their page in your browser's bookmark file.

## THAT'S ENTERTAINMENT

Well, it's time for me to attempt the impossible. I have to cover all the features found at the following site, and still give it all the praise it deserves, without filling ten pages or so.

This spot on the Web is for anyone who ever dreamed of being famous, or is just interested in all the goings on of the entertainment industry. (I must warn you, as an aspiring vocalist and novelist, I'm somewhat biased!) The Hollywood Network can literally bring the city of lights and stars to your fingertips.

Browsing the Hollywood Network is made effortless by its simple and well-organized layout. There's no pointless searching for what you want—everything is broken up into 12 main areas. Let's get right to what each area contains:

The Hollywood Actors Network lets you access professional information and resources in the entertainment industry, such as agents and casting directors. Who knows, could this be your ticket to a film role?

In the Hollywood Cafe—Chat Lounges you can "kick back" and socialize. Chat with others about various topics like favorite stars, movies, videos, TV shows, CDs, and the industry in general.

Hollywood Insider is an excellent source for trade bulletins. Access Box

*The Hollywood Network is your ticket to the entertainment world.*

Office sales, Production Charts, Scripts Sales, and much more.

Within the Hollywood Events Calendar you'll find a compilation of events in the entertainment industry. Categories include: Acting, Awards, Directing, Music, Producing, Publishing, and Writing.

### HOT SITES

**Motorola Semiconductor Products Sector**  
<http://motserv.indirect.com>

**Hollywood Network**  
<http://www.hollywoodnetwork.com>

Hollywood Producers Network lets you access professional information and resources in the entertainment industry, from entertainment attorneys to deal-making opportunities. Make sure to check out the Insider's Tip section.

Want to find a home page of a particular favorite star? The links found in Hollywood Star Chatter might be of some help.

The Hollywood Intertainment Cybercenter gives you a pass to enter the cyberworld of entertainment magazines, music sites, newspapers, networks, and movie studios. Be careful, you might really eat up some time here!

Another fun section is the Hollywood Shopping Network. It's a virtual store where you can browse

and buy computer software, photos, fashion items, games, souvenirs, publications, videos, and more.

Do you enjoy games? If you do, definitely visit the Internet Game Network. You can play games like Trivianet, or Husband, Lover, Spy, or visit the *Price is Right* online.

The Internet Movie Database is a great way to find facts on favorite movies, directors, and stars.

Planning on writing a script for a crime show? You might find a visit to the Internet Crimewriting Network useful. The site lets you get in contact with agents, attorneys, detectives, police officers, scientists, and other writers.

Finally, if you plan on writing any type of script at all, stop by the Internet Screenwriters Network. It provides the aspiring scriptwriter with several links to industry experts who are looking for new talent.

Whew! That about scratches the surface of the Hollywood Network's attractions. Actually, each of the above sections deserves a column all to itself, but hopefully I've given you a good enough idea of what's there to want to browse the site for yourself.

Well that's about it for this time. Until next month, you can drop me a line via either E-mail at [peditor@aol.com](mailto:peditor@aol.com) or snail-mail at *Net Watch*, Popular Electronics, 500 Bi-County Blvd., Farmingdale, NY 11735. ■ 21



# SyQuest EZ135 Removable Hard Drive



CIRCLE 119 ON FREE INFORMATION CARD

*Own an ever-expandable hard drive, back up files as fast as lightning, and carry or ship huge files from place to place.*

**T**he role of computer hard-disk drives hasn't changed much since they became available, although the way in which people use them has. In the "beginning," computers didn't have hard drives, only floppy drives. And for a while, hard drives were too expensive for the average person to own. Software would be loaded from floppy into RAM; and work would be saved to floppy as well. Some deluxe systems actually came with two floppy drives to help eliminate disk swapping!

Early hard drives, which cost a pretty penny, held only 10 or 20 megabytes. That precious space was never used in a wasteful manner, and unnecessary stuff was constantly erased to keep free space to a maximum. Backups were done on floppy diskettes in those days, and to back up even 10 to 20 megabytes still required quite a few 360K floppies!

As hard drives grew in size to keep up with the bloated new software, more elaborate back-up methods had to be devised. A tape-backup unit became the most practical way to back up hard disks. In the early 1990s, an inexpensive tape backup (intended for home use) could back up a 200-megabyte drive in about an hour. At the time, some folks actually considered a PC with a 200-megabyte hard drive to be a file server! But within a year or two, half-gigabyte drives were standard in new PCs—the work stations, mind you, not the file servers. Today, 1-gigabyte hard drives can be purchased for as little as \$300, and that, in the view of most, is the

minimum-size drive that any new PC should contain.

With the ever-continuing need for more and more hard-disk space, and for some special niche applications, the removable hard-disk drive has always been appealing. A removable hard drive is almost like a floppy drive in that you pop in and out different disks, except that cartridges containing hard-disk platters are used instead of disks. When you run out of space on one cartridge you simply pop in another.

The main problem with removable hard drives in the past has been that to pop in a new cartridge you had to first shell out big bucks for one. After owning the removable drive for a year or two, you would be able to buy a whole new, faster drive, with greater capacity than a new cartridge, for the same price or less. And the capacity of older, removable hard-drive cartridges was never enough to be used for backing up other hard drives or for carrying around huge graphics or multimedia files. They were also too expensive for that. But those and other limitations have been overcome thanks to the SyQuest EZ135 removable hard drive.

**The EZ135.** The EZ135 truly is an affordable, removable hard drive, selling for \$199 for the internal IDE model and \$239 for an external SCSI version. (A parallel-port model was also in the works at the time this was written.) Those prices include the drive and one removable 135-megabyte cartridge. Now before you say, "Hey,

that's a lot of money for a 135-megabyte drive!" note that new 135-megabyte cartridges sell for only \$19.99 each! One hundred dollars buys you 675 megabytes of disk space, and that's quite a value. If you run out of space, simply buy more cartridges.

The EZ135 is also an excellent way to back up or archive data from other hard drives. At \$20 per 135 megabytes, it's an affordable method, and fast as well—data is backed up in seconds. And unlike a tape backup, you don't have to restore the data to disk to run it; it runs right off the disk like any other hard drive. Another good use for the EZ135 drive and its removable cartridges is for transporting huge files. Each 3½-inch cartridge holds the equivalent of about 100 floppies! The only catch is that both parties must own an EZ135 drive. In addition, the EZ135 drive can only read EZ135 cartridges.

Like any other hard drive, the EZ135 can be set to work as a master or slave drive. As a slave, you can add on more and more disks as necessary. Or you can install games on one or more cartridges, use another for desktop publishing software, another for multimedia stuff, and so on. As a master drive, you can have many different boot options or operating systems depending on the boot cartridge. Or you can let every family member have their own custom tailored PC cartridge, loaded with software, fonts, games, and more, to taste. Children can be allowed to use the PC without worrying that important files might be accidentally damaged by youthful



curiosity. The drive also provides an ideal way to safeguard confidential files.

Performance is not sacrificed to convenience with the EZ135 drive. With an average seek time of 13.5 milliseconds and a maximum sustained data-transfer rate of 2.4 megabytes per second, the drive is for the most part as fast as any other. You won't notice any difference between the removable drive and a permanent one when running software.

Windows and DOS software is included with the drive, which helps make it easier to use. The software mainly consists of utilities that let you partition the drive, manage files, perform simple backups, and so on. Additional software helps the user determine jumper settings for various master/slave configurations. A database of jumper settings for all popular hard drives is included. The software is unnecessary if you are familiar with the master hard drive in your computer.

We installed an internal EZ135 drive and took it for a test spin. Here's how it did.

**Installing the EZ135.** The internal IDE model requires a free 3½- or 5¼-inch external bay in a PC. The drive will fit by itself in a 3½-inch bay, and a mounting kit and faceplate is included for mounting it in a 5¼-inch bay.

The drive installs on the IDE controller cable in parallel with a master or slave drive or by itself. A 40-pin IDE ribbon cable is included with the drive for connecting up to two drives to the controller. (That's a convenience because some computers come with an economy cable that has only one connector.) All you have to do is match the red stripe on the ribbon cable with pin 1 on each drive and the motherboard connector. (Actually the connectors are keyed so it's hard to put it in wrong.) You must also connect the drive to an unused 4-pin DC power connector from your PC's power supply.

A jumper on the drive configures it for either master or slave operation. Jumpers on your permanent drive might have to be changed, as well. If it is to be used as a boot drive, it must be formatted as such by the user.

*(Continued on page 76)*



# Raise your standard to Wavetek.

**W**hy choose between paying more for a brand name or getting more functions for your money? Get the best of both worlds with **Wavetek**.

## **Worldwide Service.**

Support whenever and wherever you need it.

## **Tech-preferred Features.**

The XL meters have the largest displays, auto-off, data hold, manual and autoranging models in pocket-size convenience.

**Quality.** Less than 0.5% warranty returns assures continuous reliability.

**Selection.** Over 35 different **Wavetek** DMMs to meet any measurement need.

**User Safety.** Conservative voltage ratings, fused inputs, warning beepers, shrouded test leads, and designs that meet worldwide agency approvals.

**Total Value.** Eight XL Series meters from \$29.95 to \$99.95 to meet any requirement.

You don't need to pay more.  
You can't afford to settle for less...

For the name and location of the **Wavetek** dealer near you, call

**1-800-854-2708**

*(outside the U.S., call 619-279-2200)*

### **Wavetek Corporation**

9045 Balboa Avenue,  
San Diego, CA 92123

©Wavetek Corp., 1995. Wavetek and the Wavetek logo are registered trademarks of the Wavetek Corporation.

# WAVETEK


CIRCLE 159 ON FREE INFORMATION CARD

# PRODUCT TEST REPORTS

By Stephen A. Booth

## Axion CF-1754 Computer Monitor

CIRCLE 120 ON FREE INFORMATION CARD



The Axion CF-1754 17-inch computer monitor.

The wham-bang graphics and, in some cases, full-motion video available from multimedia computers screams out for a canvas bigger than the standard-issue 14- or 15-inch monitor. Moreover, dealing with the multiple panes of Microsoft's Windows 95 can be a pain on a small screen. At this writing, 17-inch monitors are the practical limit for most households—anything beyond that size gets into the specialty realm of corporate graphics departments with price-is-no-object budgets.

Even so, 17-inch tubes are anything but cheap. Typical list prices are \$800, though you might find units with street prices that are a hundred or two below that.

Then there's the Axion 17-inch CF-1754 color monitor that is tested here. It carries a \$425 suggested sticker

and you might find it for less. So what's the catch? The catch is that this otherwise-decent monitor has a 0.42-mm dot-pitch; that's the distance in millimeters between image-making pixels and is a third more than higher-priced 17-inchers, which clock in at around a 0.28 mm. Consequently, the image produced will not be as sharp.

Should you worry? It depends on how you use a PC. Compare the Axion side by side to a 0.28-mm screen and the difference is apparent. For gaming, though, or general multimedia home computing, you'll probably appreciate the greater size more than you'll notice the slightly coarser resolution. But if you use your PC to make a living at graphics-critical applications, you ought to be shopping for a monitor with finer pitch. Ditto if you spend your day at extensive word-processing jobs, though here, you probably don't need a 17-inch screen anyway.

### FEATURES

Despite the low price, Axion's CF-1754 has a relatively flat faceplate. Accordingly, it scores well in the tests for geometric distortion. The monitor doesn't offer the bells and whistles of higher-priced CRTs—nor their multiple color-temperature settings. But its bezel-mounted, touch-sensitive controls work just fine, and the single color-tempera-

ture (nominally 9300° Kelvin) is close enough to spec.

For your information, color temperature means tint, or hue. The CF-1754 does have separate controls for brightness and contrast. In a camcorder, color temperature would be called "white balance." The lower the temperature, the "warmer" the image—more to the red scale of the spectrum. The most neutral color setting (yielding ideally pure white) occurs at 6500° Kelvin. That is the NTSC standard for color TVs. It's seldom encountered, however, even in expensive TVs, and 9300°K is pretty typical of PC monitors.

### TEST RESULTS

The Axion CF-1754 underwent electrical testing and visual exams at the Advanced Product Evaluation Laboratory (APEL), an independent testing facility located in Bethel, Connecticut. The electrical measurements for geometric distortion and color appear in the accompanying chart, and indicate that this monitor's a good value for its price—its overall Screen Distortion Index is 0.5%, same as the more feature-laden, \$799 NEC MultiSync XV17 tested in the November 1995 issue.

APEL's test procedure also involves hands-on evaluation, and subjective visual exams based on viewing computer-generated images and patterns. Except for some moire patterns



noted in the appropriate tests, and attributable to the 0.42-mm dot-pitch, the CF-1754 looks just fine. But as with most monitors, an optional lens-screen is recommended to reduce reflections and glare.

The test results published here were derived at the 1024 x 768 resolution mode, but performance was similar at the 640 x 480 and 800 x 600 modes.

Regarding color temperature, the CF-1754's stated value of 9300°K is close—APEL measured a value of 11,650°K.

Among the screen distor-

tion measurements, it's worth noting that APEL measured the visible display image at 15.6 inches, diagonally. That is the factory preset (you can boost it up to 16.75 inches). Remember that the total diagonal of the glass picture-tube is 17 inches—and that is the measurement that most manufacturers tout in advertising. Lately, though, many brands also publish the "viewable" image size.

Aspect ratio is another bit of TV jargon, referring to the width-to-height ratio of the display area. It's commonly

expressed as 4:3 (1.33:1). The 1.35:1 measured here is close enough.

Like any of the other screen-distortion measurements, the squareness error is negligible. All the measurements represent deviations from perfection—in this case, perfect 90-degree angles at each corner of the display.

Keystone and pincushion distortion would look just like the objects they describe. Keystone distortion creates a trapezoid, wider either at the top or the base. Pincushioning gives the display the appearance of being pinched inward from the sides.

With bow distortion, opposite borders of the display—top and bottom, or left and right sides—might appear concave and convex. Another way to look at it: One side seems pincushioned, its opposite barreled, but the other two sides are parallel.

Linearity error looks for any variation from straight lines on any side of a square—waviness, for example. It's a pretty exacting exam that puts a variety of square patterns across the screen, from large to minute, and looks for non-linearities in any size and at any point on the display.

## CONCLUSION

When all is said and done, with a screen distortion index of just 0.5%, the CF-1754 did a lot better than its price might lead you to believe. Remember, 0.5% equals 0.005—the kind of score you expect in audio gear but seldom see with video.

Meanwhile, in the two-dozen subjective (or visual) exams, the only falls from grace were reflection (or glare) and the relative coarseness of the 0.42-mm

dot pitch. That's relative in side-by-side comparisons with 17-inch monitors of finer pitch. If you've been waiting for those to come down in price, don't hold your breath—it's not likely to happen until the next model-year at the very least. Meanwhile, for big-screen PC gaming and video, this Axion monitor will look swell.

For more information on the Axion CF-1754 17-inch computer monitor, contact the manufacturer at the address given below, or circle 120 on the Free Information Card. ■

## Vendor Information

**America Action, Inc**  
100 Exchange Place  
Pomona, CA 91768-4307

## NEW PRODUCTS

(Continued from page 8)



an overscan capability that allows viewers to use the entire screen as a display area, and digital controls that provide 20 custom-programmable modes for automatic screen adjustments. Its Plug and Play + feature supports Microsoft's Windows 95 when used with a Windows 95-compatible video card.

The Optiquest V775 has a suggested retail price of \$895. For additional information, contact ViewSonic Corporation, 20480 Business Parkway, Walnut, CA 91789; Tel. 800-888-8583 or 909-869-7976; Fax: 909-869-7958. ■

**CIRCLE 66 ON FREE INFORMATION CARD**

**TABLE 1—TEST RESULTS**

The following test results were furnished by the Advanced Product Evaluation Laboratory, an independent testing facility located in Bethel, CT. All measurements reflect factory-preset conditions and were taken in the 1024 x 768 resolution mode, using the Display Mate Professional test program from Professional Video Utilities.

<b>Brand</b>	Axion
<b>Model</b>	CF-1754 color monitor
<b>Price</b>	\$425
<b>Display</b>	17-in. diagonal (factory-preset 15.6-in. viewable)
<b>Weight</b>	38 pounds
<b>Power</b>	64 watts
<b>Color Temperature Measurements (°Kelvin)</b>	
Factory presets	9300°K
APEL tests	11,650°K
<b>Screen Brightness (foot-lamberts)</b>	
Factory preset	20
APEL tests	27
<b>Screen Distortion Measurements</b>	
Display image height	9.2 inches
Display image width	12.4 inches
Display image diagonal	15.6 inches
Aspect ratio	1.35:1
Aspect ratio error	1.5%
Squareness error	0.5%
Horizontal keystone error	0.3%
Vertical keystone error	0.0%
Horizontal pincushion error	0.2%
Vertical pincushion error	0.4%
Horizontal bow error	0.3%
Vertical bow error	-0.5%
Horizontal linearity error	0.6%
Vertical linearity error	-0.4%
Screen distortion index	0.5%
<b>Features</b>	
Dot pitch	0.42mm
Scanning	Non-interlaced
Refresh rate	Up to 100 Hz, depending on video card scanning frequency.
<b>Resolutions supported (SVGA, VESA, 8514A, Mac)</b>	
	320 x 200, 640 x 200, 640 x 350, 640 x 400, 640 x 480, 800 x 600, 1024 x 768

# ANTIQUE Radio

## Trying Out the 1930's Ham Receiver

BY MARC ELLIS

Last time, our attempt to test the completed 2-tube regenerative ham receiver (built from the 1930 ARRL handbook *How to Become a Radio Amateur*) ended in disaster. Although I'd been very careful to clean up and rehabilitate the other vintage parts used in the set, I hadn't thought about the tube sockets. As luck would have it, their contacts were loose and dirty. So much so, that the 01-A tubes wouldn't stay lit until I wiggled them around to locate "sweet spots" that worked.

However, the intermittent load presented by the tube filaments during all of that wiggling was apparently too much for the solid-state wall transformer/rectifier I was using to light up the tubes. Eventually, a thin plume of white smoke—accompanied by an exotically odd smell—wafted up from baseboard level, signaling the untimely demise of the little power cube.

### APPLYING FILAMENT POWER

This month's work session focused first on the tube sockets. Disconnecting both, I removed them from the board and took a look underneath. It appeared that, with a little judicious bending, I could improve the grip of the spring contacts on the tube pins. After bending all four sets of contacts on both tubes, I went ahead and cleaned up the tube pins themselves with some fine steel wool. Finally, in the hope of getting rid of any oxidation that might have formed on the gripping surfaces of the tube contacts, I sprayed some contact cleaner into each "pin hole"—inserting and removing the tube several times to work the cleaner in well.

With the sockets reinstalled, I decided to hook up some filament power and see if the tubes would light reliably. I would have liked to test another power cube in that application, but couldn't find a second appropriate one in my junk box. Maybe a suitable

candidate will fall into my hands at some future time. As a substitute, I wired in an old Eico battery eliminator/charger with which I had successfully operated the filaments of various battery sets of the five-tube, three-dialer type.

Plugging in both tubes, I found that one worked okay, but the other was dark. Apparently my socket rehabilitation procedure wasn't quite foolproof. Pulling the recalcitrant tube about an eighth of an inch out of its socket established the required contact and the filament gave off a steady warm glow. Moral: Be very careful with old friction-grip tube sockets; clean up, tighten, and test before wiring them into a circuit! (By the way, those were "Buffalo" brand surface-mount types.)

### PLATE POWER PROBLEM


Next, I began to hook up the two surplus 45-volt batteries that I'd purchased to supply voltage to the plates of the detector and audio amplifier. All went well until I tried to connect up the common B- lead, and was greeted by a snapping blue-white spark. Oddly enough, that hadn't happened the first time I'd hooked up the batteries. Checking with an ohmmeter, I discovered that there was virtually a dead

short between the +45 and B- terminals of the receiver.

Now began quite a perplexing search, as I disconnected component after component to isolate the location of the short. Finally I found it, almost by accident. One of the staples securing a wire to the underside of the board had passed through some plastic tape insulation and was making intermittent contact with a second wire beneath. Relocating that staple solved the problem quickly and permanently.


With the set fully powered, I could now tell that the Eico power supply wasn't going to cut it as a source of DC for the 01-A filaments. The loud 120-cycle buzz in the headphones was not only unpleasant, but easily capable of drowning out any signals that the set might happen to pick up. Making a quick run to the nearest home-center store, I picked up a couple of six-volt lantern batteries (the small square kind with spring contacts). They would hardly be an economical power source for serious use of the radio, but—I hoped—would at least get me through the testing phase.

Wiring the batteries in parallel, I connected them to the radio's filament terminals and slowly advanced the rheostat. The tubes glowed warmly,



Here's the front of 1930's ham receiver complete and ready for testing. Note the Marco three-window dial (see text).





*This is the 1930's ham set as seen from the rear. The audio transformer is between the two tubes; the grid-leak assembly is between tube and the coil.*


and the headphones stayed nice and quiet. Too quiet, in fact. There was not a signal to be heard, and the set would not oscillate even with the regeneration control in the full on position.

### **MORE TROUBLESHOOTING**

Forewarned that the sensitive, cranky regenerative circuit would “choke” on a long antenna, I’d been using a 20-foot length of wire thrown out of the window. My first move was to disconnect that and hook up my 100-foot-long, 40-foot-high ham anten-

na. The result: a loud and untunable jumble of local broadcast stations. Still no regeneration.

Back to the drawing board. I carefully rechecked my wiring, and everything seemed okay there. Then I got out my grid dip meter and checked the resonance point of the full coil with the tuning capacitor wide open. It read a little over 2 MHz, which is a bit above the top of the 160-meter ham band (as it is now and as it was in 1930). All as it should be. However, I was not able to find a resonance “dip” after connect-



*Most of the wiring is done beneath the breadboard. Short pieces of electrical tape keep the wires from touching where they cross. Staples keep the wires in place.*

ing the coil clip to either the 80-meter tap or my experimental 40-meter one.

What to try next? Reviewing schematics of similar sets in other vintage publications, I noticed something. Most circuits that use a variable-resistance regeneration control in series with the tickler coil also include a bypass capacitor from the transformer side of the tickler coil to ground “to promote regeneration.” Our set had the former but not the latter. I decided to try installing a 0.001-microfarad bypass capacitor, which was the typical size used in that setup.

### **THE SET COMES TO LIFE!**

Slowly advancing the regeneration control to the right, I suddenly heard a squeal and a hiss. Turning the main tuning dial, I was now able to pick up several signals—mostly obscured with squealing and distortion. As with any regenerative set, the regeneration control had to be cut back to just below the point of oscillation to clarify the signal and maximize receiving sensitivity.

I wish I could claim to have spanned a continent or two with that minimal vintage hardware. However, other than a few local broadcasting stations from the high end of the band, I wasn’t able to identify much. I heard someone speaking what seemed to be Arabic, as well as a few Hispanic language stations, but I wasn’t able to identify call letters or locations. I also heard a few ham sideband stations, but was not able to decipher their “Donald Duck” transmissions with the primitive detector I was using.

The fact is, 160 meters is not a very interesting band for shortwave listening. Unfortunately, the 80-meter tap, installed according to the specifications in the original article, did not work. Neither did the experimental 40-meter tap that I added—not even with the set connected to my 100-foot antenna.

Although it’s fun to build, and also has a very interesting and nostalgic appearance, this is not a very satisfying radio to use in its present form. I think I’d like to explore replacing the present coil with a tried-and-true coil design for a more interesting short-wave band. I’ll let you know how I make out.

## MARCO DIAL INFO

Back in the January issue, when I was just beginning to put the receiver together, I was puzzled by the extra windows (the ones at "three o'clock" and "nine o'clock") on the face of the Marco brand vernier dial used to drive the main tuning capacitor. The usual 0-100 calibration scale appears in the large central window. The subsidiary windows show only white space, unless the dial is turned far enough in one direction or the other so that some of the scale markings appear under one of them.

Reader Wells E. Burton (Summerville, SC) responded to my query in detail, and I'll quote liberally from his nice long letter. Back in the mid 1920s to early 1930s, Wells' dad owned a radio store where many of the popular brands of the era were sold. That afforded Wells the opportunity to study the early battery sets when they were new and, later, to dismantle them and file the parts after they were traded in on AC models. Many of those parts found their way into the ham receivers and transmitters that he built as a boy. Here's what he tells us about the Marco:

"Regarding the subsidiary windows on the Marco dial. Radio dials not being calibrated in kHz (kc in those days), it was up to the listener to find the settings for the stations ... the listener would often keep a calibration log of the dial settings for future use. The Marco dial (presumably patented), provided the auxiliary windows for recording the call letters of the stations received.

"If a station was heard on a dial setting between 0 and 49, the listener would use a sharp pencil to mark the station call letters in the left window. If the station was received on a dial setting between 51 and 100, he would put the marks in the right window ... In those days there were not many stations on the air and they were usually widely separated in frequency. Thus it was possible to show the call letters of every station that could be heard. Evidently, the dial you are using on your '1930's ham receiver' was either brand new (straight out of the box), or was taken from a receiver previously owned by someone who did not use

the 'side windows' for their intended purpose.

"I have had at least three of the Marco dials, and the two still in my possession have penciled markings for such stations as KDKA, WJZ, WHAS, WOR, WLW, WMCA and WBT. I consider the Marco to be a very desirable dial. It has negligible back-lash and a narrow hair-line indicator. Its resettability is precise. It has another feature I like; the direction of the rotation of the dial is the same as the knob rotation. If the knob is turned clockwise, the dial goes clockwise."

So that's the deal on the Marco. I knew that when the explanation appeared, I'd feel like a fool for not figuring it out on my own! Wells is right; my dial came from a receiver project that seems never to have been completed. And, moving the dial through its complete range, I could find no sign of anything ever having been written under either of the subsidiary windows.

The only thing that I don't understand is how the average person would be able to actually write anything in those slit-like, deep-set windows—much less make erasures and corrections. It seems like it would take an impossibly long and fine point and the coordination of an engraver or a forger. Oh well, maybe it's not as hard as it seems; after all, my unbelievably poor handwriting skills even easy things look hard.

That's all the room we have for now, so I hope to see you all again next month! In the meantime, please send your questions and comments to me c/o *Antique Radio, Popular Electronics*, 500 Bi-County Blvd., Farmingdale, NY 11735. ■



*"Overheating problem?  
What overheating problem?  
By the way, how do you like your hot dogs?"*

## COMPUTER BITS

*(continued from page 10)*

but something that just did the basics really well. Recently I ran across a little shareware jewel called COMMO. It was love at first sight. After doing fairly extensive testing, I registered the program, and it has now become my primary telecommunications vehicle.

Features I like about COMMO include its ASCII configuration files, its scripting language, its host mode (which allows you to set up your own private mini BBS), and its extremely compact size. The main executable weighs in at about 45K (yes K, not Meg!). With required configuration files, the program still takes less than 100K—small enough to fit on the emergency diskette I described in last August's instalment of this column.

COMMO is written in assembly language, and its scripting language reflects that heritage. I'd prefer to see something more like Pascal, as in *The SemWare Editor*, which I last wrote about here in April of 1994. I'd also like to see a way of binding all the configuration files together with the executable. Those features would be icing on the cake. But even as it is, COMMO is a wonderful piece of work. (*The SemWare Editor*, by the way, is another CMI program on my list of all-time favorites. Watch for an update that should be available soon.)

Incidentally, COMMO runs just fine under Win95. I automatically run a copy of it on my central print/communications server, an older IBM PS/2 Model 70 with a 386/25 and 8 MB of RAM. COMMO loads as part of the boot sequence, so my mini BBS is always up and running. That is useful when I'm at a client's site and discover I'm missing a file. Because COMMO includes the complete source for the mini BBS, I can (and have) customized it to meet my needs, all in a few hours of work, and with no additional expense over the \$40 shareware registration fee. COMMO is available on CompuServe, many BBSes, and directly from the author: Fred P. Brucker (P.O. Box 141537, Columbus, OH 43214). I'll also post a copy on the Gernsback BBS (516-293-2283); look for a file named COMMO65.ZIP. ■



# New breakthrough clones TV signals and sends them to any other TV in your home

Recoton's new development duplicates cable, TV, VCR and satellite signals and transmits them...without any wires!

by Charles Anton

Today, television choices are virtually unlimited. Between cable, satellite TV, videos and network programming, it's almost a full-time job trying to keep up with all the alternatives. And it promises to get more complicated in the future. Breakthroughs in fiber optic technology will bring over 500 channels into your home.

**Home broadcasting breakthrough.** The problem with all this technology is the expense required to maintain your system and keep it up-to-date. Now, a wireless video broadcasting system from Recoton gives you the power to utilize this technology without the hassle and expense of re-wiring your entire home.

Today, Recoton introduces the next generation in wireless broadcasting. The wireless video broadcaster transmits (re-broadcasts) cable, TV, VCR or satellite programs to any other TV in your home...wirelessly!

**Wave of the future.** Never drag your VCR from room to room again: Recoton's wireless video broadcasting system transmits video or TV signals to any other TV in your home.

Because the system is totally wireless, you won't have to worry about running miles of wires. Besides, who wants to install cable in every room of their home? With Recoton's wireless video broadcasting system, you



**Hi-tech home broadcast.** Recently, the Federal Communications Commission allocated a band of radio frequencies specifically for wireless, in-home product applications. Recoton took advantage of the FCC ruling by creating and introducing wireless equipment that can transmit within the prescribed frequency over distances of up to 150 feet.

won't have to. You can even watch one program on your main TV while someone else watches something different on another TV. It's just like having a personal broadcasting system in your home—and it's legal in every state.

## Wireless Video Breakthrough...

**Cable** Broadcast cable channels, even premium channels, to other TVs in your home that are not wired for cable.

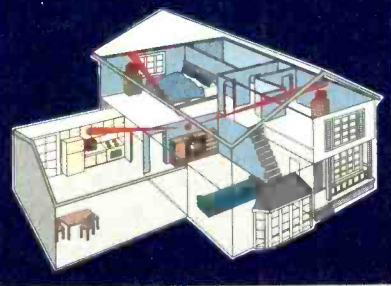
**Videos** Transmit signals from one VCR to any room, even if someone is watching TV in the room that the VCR is in.

**Satellite programs** Watch satellite programs throughout your home without stringing miles of cable everywhere.

**Live video** View home videos as you film them or turn your camcorder into a security camera.

**Network programs** If the main TV is hooked up to an antenna, you can broadcast its clear signal to all the others.

Recoton's video broadcasting system clones the accessories (cable, satellite, VCR, etc.) of one TV and broadcasts it to any other TV in your home...without wires!



## One transmitter, unlimited receivers.

One transmitter will operate an unlimited number of receivers. This means that a transmitter in the den can send signals to a TV in the living room, kitchen, bedroom and anywhere else you may have a TV. Recoton puts your favorite programs where you want them most.

## Unlimited choices.

Since the broadcasting system uses the latest in 900 MHz frequency signals, there is no time-consuming or complicated wiring. The receiver can be easily moved from one television to another.

The transmitter will also broadcast to multiple receivers, so you can watch the same program on multiple TVs simultaneously. The transmitter connects to the source TV; the receivers simply connect to the others.

**Exclusive factory-direct offer.** With this breakthrough in home video broadcasting technology, you can have the convenience of your own personal wireless broadcasting system for a fraction of the cost of owning your own TV station. For a limited time only, we are offering Recoton's wireless video broadcasting system (one transmitter and one receiver) for the low price of \$99. You can order additional receivers for other TVs for just \$59 each.

**Risk-free offer.** The wireless video broadcasting system by Recoton is backed by Comtrad's exclusive risk-free home trial. Try it, and if you are not completely satisfied, simply return it within 30 days for a full "No Questions Asked" refund. It also comes with a 90-day manufacturer's limited warranty. Most orders are processed within 72 hours and shipped UPS.

**Video Broadcasting System.** \$99 \$9 S&H  
Includes one transmitter and one receiver.

**Additional receivers (each)** \$59 \$7 S&H

Please mention promotional code 173-PL-6650 -  
For fastest service, call toll-free 24 hours a day

**800-704-1201**



To order by mail, send check or money order for the total amount including S&H (VA residents include 4.5% sales tax). Or charge it to your credit card by enclosing your account number and expiration date.

**COMTRAD INDUSTRIES**

2820 Waterford Lake Drive, Suite 106  
Midlothian, Virginia 23113


## ADD A TV TOWER?



Buying your own TV tower would cost you about \$3.5 million. The video broadcasting system is like buying your own TV station, but without the expense. For just \$99, the Recoton system is like adding a cable box, VCR and satellite dish to every TV in your home.



*It's a 60-watt, dual-channel project that lets you decide for yourself if you prefer the sound of nonlinear amplifiers.*



# BUILD A SWITCHING AMPLIFIER

BY ROLANDO R. BURBON

**W**hen it comes to most audio-related issues, there's usually an argument. You know how it goes: audiophile number one prefers one type of cable, speaker, or amplifier, while audiophile number two prefers a different type. Although such audio debates will probably go on until the end of time, you can do something to drown out all the ruckus generated by audiophiles: Build the *Switching Amplifier* described in this article and let it fill your home with the sounds of your favorite music. It's a 60-watt, dual-channel unit that can be used as a main or backup amplifier.

**Switching Amps.** Class-A and Class-B linear amplifiers (as well as their derivatives) are routinely used to amplify audio signals in most common applications. However, it is also possible to amplify audio signals with a nonlinear amplifier. Such nonlinear amplifiers are also known as "switching" or Class-D amplifiers, because the output transistors used in the units switch on and off.

In a switching amplifier, almost all power is delivered to a load when the amplifier circuit is fully switched on. The largest amount of power is dissipated during the turn-on and turn-off transitions; the faster the transition, the smaller the amount of power dissipated in the output transistors.

As a result of switching amplifiers' design, their efficiency can exceed 90%. In comparison, Class-A and -B

amplifiers have maximum efficiencies of 20% and 78.5%, respectively. An added benefit of the high efficiency of switching amplifiers is that they can be smaller, lighter, and less expensive than Class-A and -B units.

The Switching Amplifier (and many other units of its type) uses a pulse-width modulator to obtain the required switching action. Audio signals are converted into a series of pulses, each of which is directly proportional to the original audio-signal frequency and amplitude when compared to a fixed-frequency, fixed-amplitude, triangular reference waveform.

Therefore, for a given input frequency, the signal's amplitude varies the output's pulse width (duty cycle). Those deviations are amplified and directed to full-range, 8-ohm speakers, which in turn demodulate the pulses producing an amplified audio output.

**Circuit Description.** The schematic for the Switching Amplifier is shown in Fig. 1. A separate 51-volt-DC source is required to power the Amplifier circuit (we'll deal with that power-supply circuit later on). The 51-volt-DC source is fed to a pair of Zener diodes, D5 and D6, and is filtered by capacitors C11 and C12 to provide a 12-volt-DC source for part of the circuit. Also, part of the 51-volt-DC source bypasses the Zeners to power the sections of the circuit that require such a high voltage.

The right and left signals are input to the Amplifier through jacks J1 and J2, respectively. Two sections of a TL074 op-amp, IC1-c and IC1-d, generate a 4-volt peak-to-peak, 50-kHz triangular reference waveform. The generated waveform is then fed to potentiometer R19, which provides an adjustable reference for the voltage comparators. That enables the amplifier to use input signals with amplitudes ranging from 1 volt p-p to 4 volts p-p. The other two op-amp sections, IC1-a and IC1-b, function as comparators to produce the pulse-width-modulating output for the left and right channels of the Amplifier.

In the right channel of the Amplifier, the output of the voltage comparator is coupled to the bipolar translating circuit through a current-limiting resistor, R5. The translating circuit has a positive and negative "leg"; Q1, D1, and R1 make up the positive leg, and Q3, D3, and R11 make up the negative leg. Both legs are tied to ground through the emitters of Q1 and Q3, providing a reference point for the translator.

The translator arrangement results in 17 volts being present across Q1, Q3, and Zener-diodes D1 and D3. Sufficient current is then present to overcome the power MOSFET gate capacitance; that rapidly switches on and off the power MOSFET complementary push-pull output stage, composed of Q5 and Q7.

Resistor R3 keeps the output swing



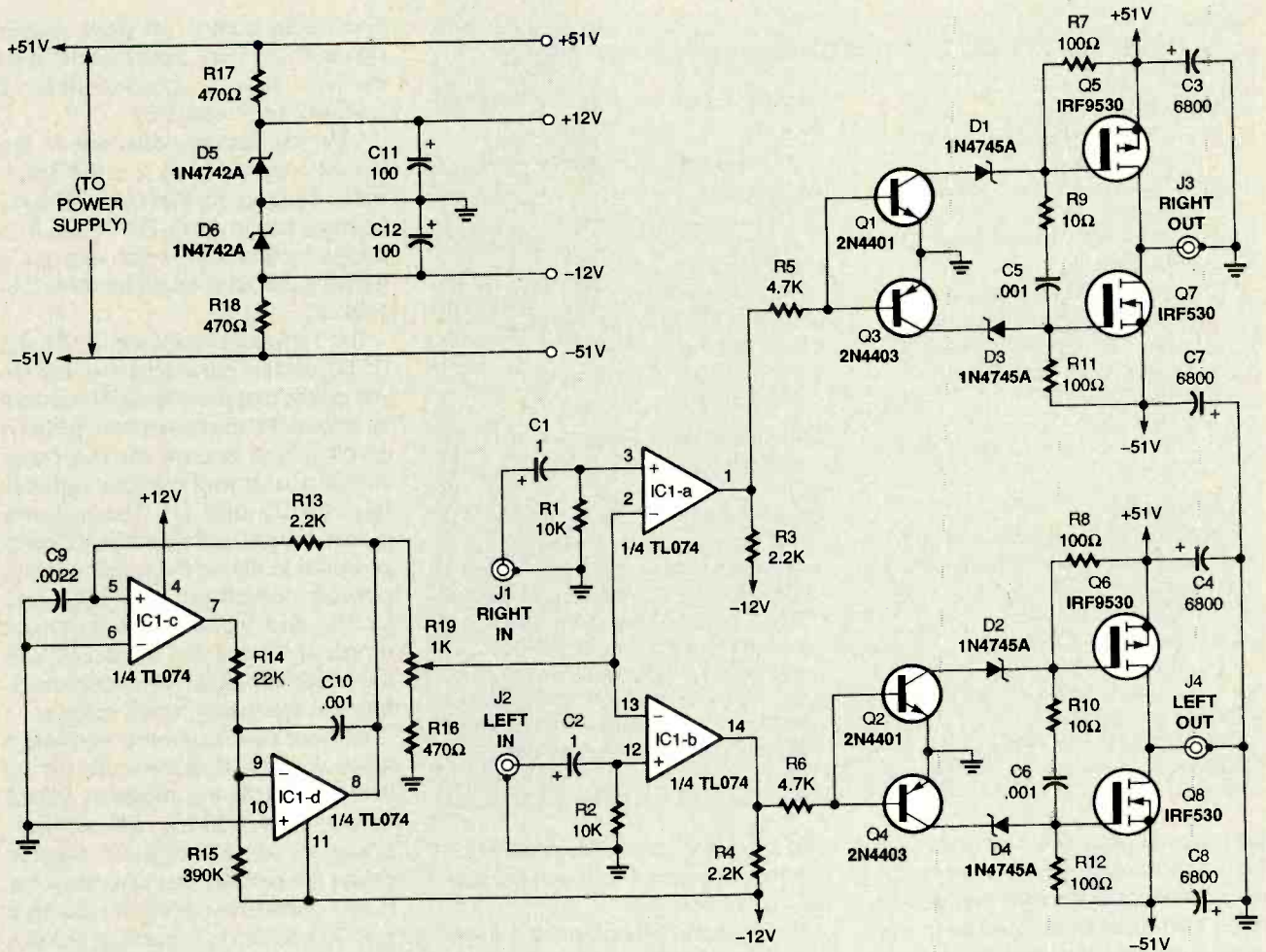


Fig. 1. Here's the schematic for the Switching Amplifier. A separate power-supply circuit is necessary to provide a 51-volt DC source. Two Zeners, D5 and D6, drop some of that voltage to also provide a 12-volt DC supply for the circuit.

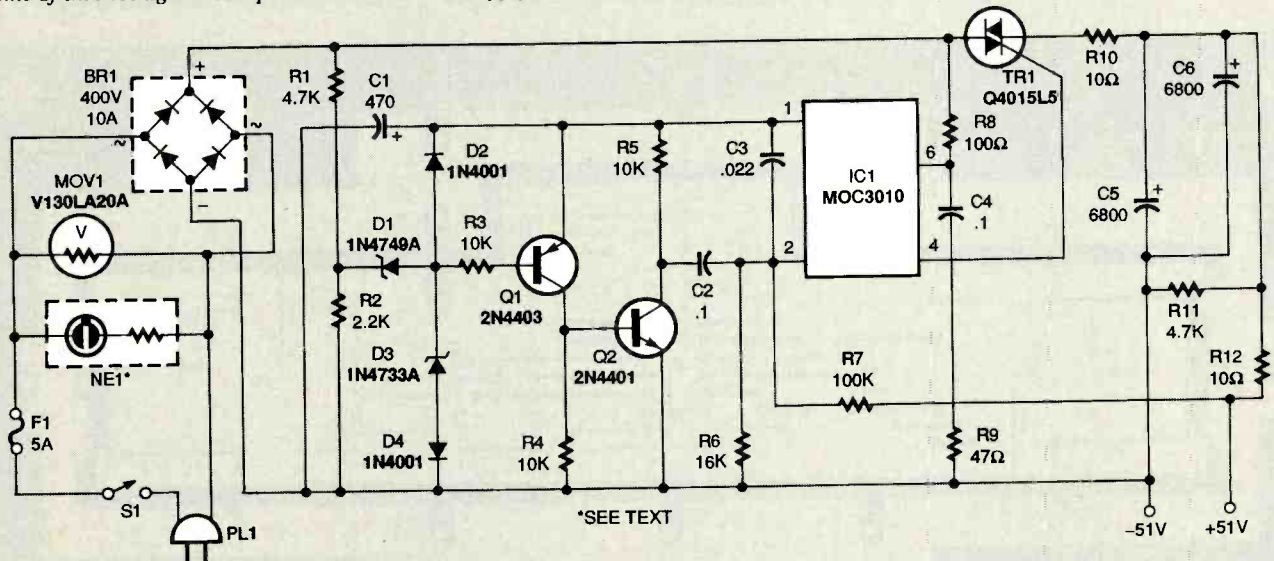


Fig. 2. This power supply rectifies 117-volts AC and uses a triac circuit to produce a 51-volt DC source for the Amplifier.

centered at the midpoint of the supply voltage. Without R3 the square-wave output drifts down the

negative rail. The RC network composed of R9 and C5, which connects to both N- and P-channel gates, mini-

mizes switching noise and sharpens the squarewave output.

There's no need to go into how the

## PARTS LIST FOR THE SWITCHING AMPLIFIER (Fig. 1)

### SEMICONDUCTORS

IC1—TL074N quad JFET op-amp, integrated circuit  
 Q1, Q2—2N4401 small-signal NPN transistor  
 Q3, Q4—2N4403 small-signal PNP transistor  
 Q5, Q6—IRF9530 P-channel, 100-volt power MOSFET (see text)  
 Q7, Q8—IRF530 N-channel, 100-volt power MOSFET (see text)  
 D1-D4—1N4745A 16-volt, 1-watt Zener diode  
 D5, D6—1N4742A 12-volt, 1-watt Zener diode

### RESISTORS

(All fixed resistors are 1/4-watt, 5% units, except where otherwise noted.)  
 R1, R2—10,000-ohm  
 R3, R4, R13—2200-ohm  
 R5, R6—4700-ohm  
 R7, R8, R11, R12—100-ohm, 2-watt  
 R9, R10—10-ohm  
 R14—22,000-ohm  
 R15—390,000-ohm

R16—470-ohm  
 R17, R18—470-ohm, 2-watt  
 R19—1000-ohm potentiometer

### CAPACITORS

C1, C2—1- $\mu$ F, 16-WVDC, electrolytic  
 C3, C4, C7, C8—6800- $\mu$ F, 50-WVDC, electrolytic  
 C5, C6, C10—0.001- $\mu$ F, polyester  
 C9—0.0022- $\mu$ F, polyester  
 C11, C12—100- $\mu$ F, 16-WVDC, electrolytic

### ADDITIONAL PARTS AND MATERIALS

J1-J4—RCA jack  
 Printed-circuit materials, project enclosure (see text), 5-watt heatsinks (clip-on type) for Q5-Q8, 2 tin-can bottoms, 14-pin IC socket, two-connection wire connector (should match the one used in the power-supply board), potentiometer knob, 4-40 1/2-inch machine screws, #4 washers, 4-40 hex nuts, wire, solder, hardware, etc.

left channel operates. If you examine Fig. 1, you'll notice that the left channel is identical to the right one we just dealt with. They both operate in the same way. Also note that both channels contain power-supply elements to split the incoming, single-polarity voltage in half. Capacitors C3, C4, C7,

and C8 make up a series-parallel circuit that converts the 51-volt-DC supply to 25.5-volts DC.

The right and left outputs of the Amplifier are jacks J3 and J4, respectively. The output can feed full-range 60-watt RMS speakers, which demodulate the signal and produce an ampli-

fied audio output. (At peak output power, the current draw for an 8-ohm dynamic load is approximately 1.2 amperes at 51-volts DC.)

Let's now turn our attention to the power supply. Figure 2 is the schematic diagram for that circuit. The AC voltage taken from PL1 feeds into bridge-rectifier BR1, which delivers a fullwave output of approximately 165-volts DC.

The network composed of R1, R2, D1, D3, and D4 generates a series of 5-volt pulses that provide two important functions: First the pulses are used as a 5-volt power source for the pulse shaping and monostable network through D2 and C1. Second, the pulses trigger optoisolator IC1 and power-triac TR1 via the pulse-shaping network composed of Q1, Q2, and R3-R5, and the monostable circuit made of C2 and R6. Resistor R2 sets the maximum pulse width and therefore the maximum output voltage.

Without feedback the unfiltered peak voltage is approximately 90 volts. To obtain the required 51-volt output, the feedback network composed of R6, R7, and C3 reverse biases the optoisolator whenever the output voltage exceeds 51 volts. That then forces TR1 to turn off as the unfiltered voltage goes to zero volts. The RC feedback network therefore regulates the output voltage by actively modifying IC1's conducting state.

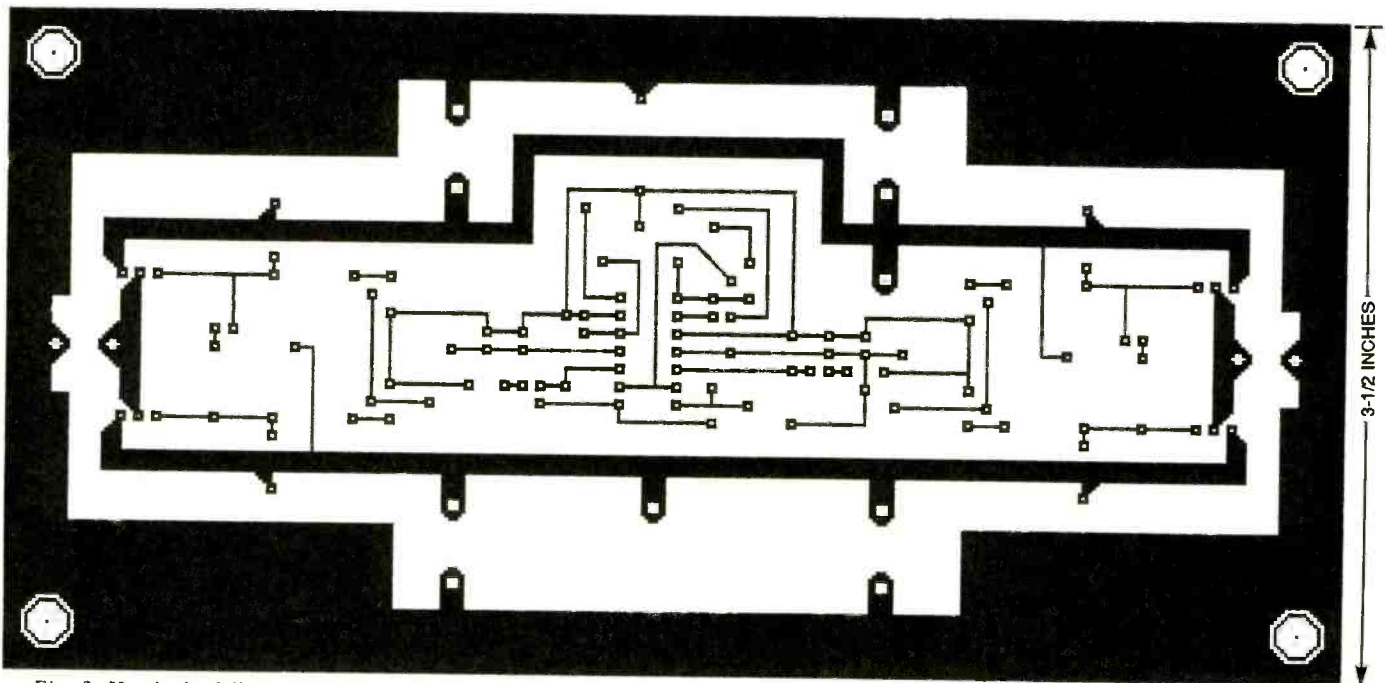


Fig. 3. Here's the full-size foil pattern for the Amplifier circuit board.



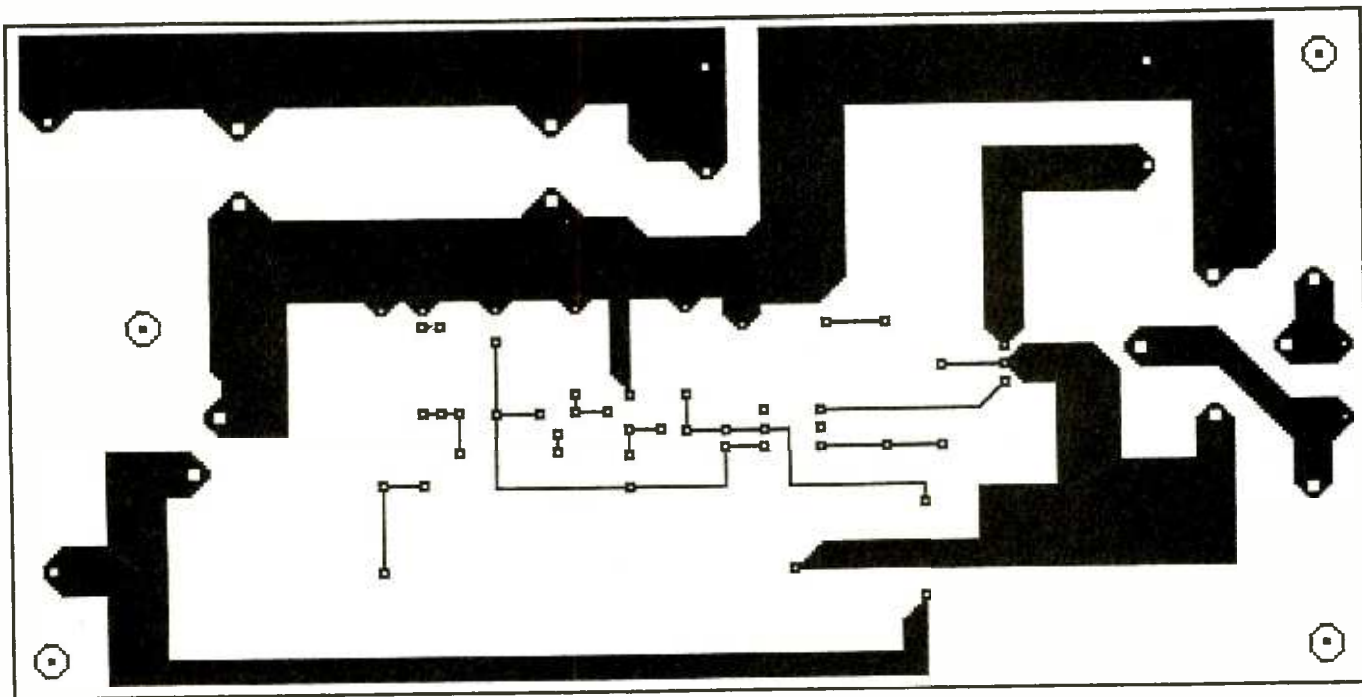


Fig. 4. This is the pattern for the power-supply board.

Resistor R8 limits the current through the optoisolator, and C4 and R9 ensure that the optoisolator's operation is stable and safe. Also, R10 limits surge current through TR1 when the supply is first turned on. Capacitors C5 and C6 along with R10 form a low-pass filter stage that minimizes ripple current. Resistor R11 discharges C5 and C6 when the power supply is turned off.

**Construction.** The author's prototype for the Switching Amplifier was built on two PC boards—one for the amplifier circuit itself, and one for the power-supply circuit. If you would like to do the same, use the amplifier and power-supply board templates shown in Figs. 3 and 4, respectively.

Assemble the amplifier board first, using the parts-placement diagram shown in Fig. 5 as a guide. Begin by installing an IC socket for IC1. Then mount all the fixed resistors.

Next, install the Zener diodes. Because the 1-watt units specified for D1–D6 dissipate quite a bit of heat, they must be heatsinked. You could instead replace the Zeners with 5-watt units, but such large Zener diodes are difficult to obtain and are expensive.

To create heatsinks for the Zener diodes, cut the circular bottoms of a couple of tin cans to make four 1.4- × 1.2-inch rectangular pieces. With a file or abrasive stone, smooth all the

## PARTS LIST FOR THE POWER SUPPLY (Fig. 2)

### SEMICONDUCTORS

- IC1—MOC3010 triac optoisolator, integrated circuit
- TR1—Q4015L5 400-volt, 15-ampere isolated triac
- Q1—2N4403 small-signal PNP transistor
- Q2—2N4401 small-signal NPN transistor
- BR1—400-volt, 10-ampere bridge rectifier
- D1—1N4749A 24-volt, 1-watt Zener diode
- D2, D4—1N4001 silicon rectifier diode
- D3—1N4733A 5.1-volt, 1-watt Zener diode

### RESISTORS

- (All resistors are 1/4-watt, 5% units, except where otherwise noted.)
- R1—4700-ohm, 10-watt
  - R2—2200-ohm, 2-watt
  - R3—R5—10,000-ohm
  - R6—16,000-ohm (see text)
  - R7—100,000-ohm (see text)
  - R8—100-ohm
  - R9—47-ohm

- R10, R12—10-ohm, 10-watt
- R11—4700-ohm, 2-watt

### CAPACITORS

- C1—470- $\mu$ F, 16-WVDC, electrolytic
- C2—0.1- $\mu$ F, polyester
- C3—0.022- $\mu$ F, polyester
- C4—0.1- $\mu$ F, polyester
- C5, C6—6800- $\mu$ F, 63-WVDC, electrolytic

### ADDITIONAL PARTS AND MATERIALS

- MOV1—V130LA20A 130-VAC, 70-joule varistor
- NE1—120-VAC neon assembly
- F1—5-ampere, 125-VAC, fast-blow fuse
- S1—SPST switch
- PL1—AC plug, two-terminal
- Printed-circuit materials, 4-40 1/2-inch machine screws, #4 washers, 4-40 hex nuts, two-connection wire connector (should match the one used on the Amplifier board), IC socket, fuse holder, AC line cord, rubber grommet, 5-watt heatsinks (clip-on type) for TR1, wire, solder, hardware, etc.

edges before proceeding to the next step.

Now fold each piece in half to form two 1.4- × 0.6-inch fins. Then, using a 7/64-inch drill bit, drill a hole at the mid-points of each heatsink where each Zener will be fitted. After fitting the diodes in place and noting their cath-

ode sides, apply epoxy to set the diodes in place. Take care to ensure that the leads are not touching the heatsink.

Once the epoxy has cured, solder each heatsink/diode combination in place on the printed-circuit board, noting polarity, and apply more ep-

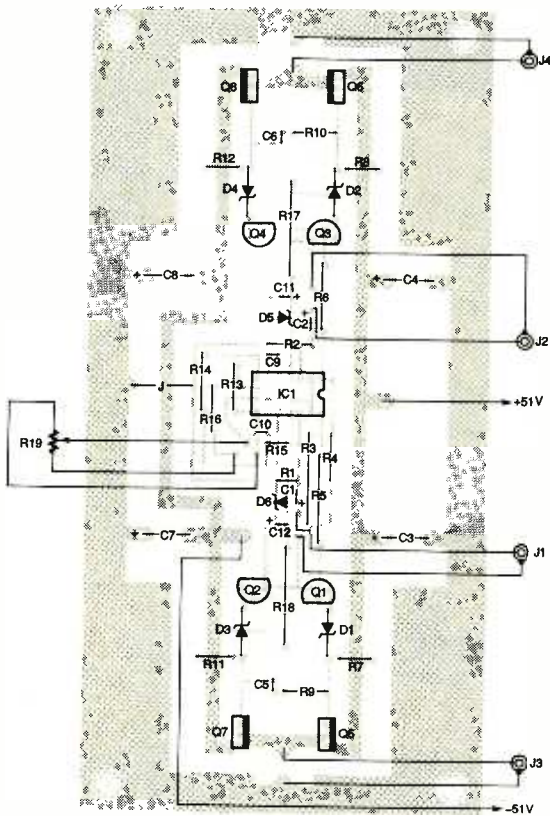


Fig. 5. When assembling the Amplifier board, use this parts-placement diagram as a guide. Watch the polarity of those off-board jack connections!

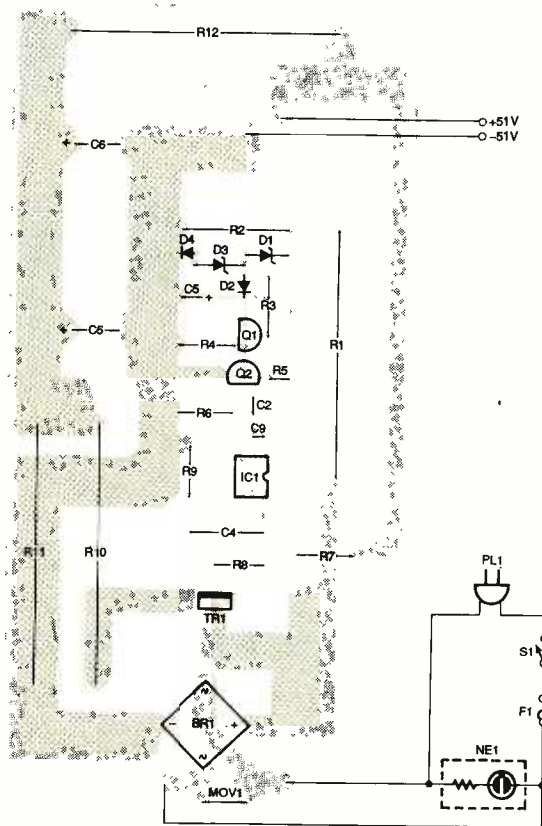


Fig. 6. Here's the parts-placement diagram for the power-supply board.

oxy at the points where the heatsinks meet the board. That is done to ensure that if the heat generated by the diode causes the epoxy at the diode/heatsink junction to deteriorate, the heatsink will remain properly secured.

Next, install the transistors and the MOSFET transistors. The latter also require heatsinks; you can use 5-watt, clip-on types. Notice in the Parts List that IRF9530 and IRF530 transistors are specified—both are 100-volt units. The author actually used 80-volt MOSFETS (IRF9531 and IRF531 types) in the prototype, but those are harder to find. You can get the 100-volt MOSFETS from Mouser Electronics (Tel. 800-346-6873).

Go on to mount the capacitors to the board, being sure to double check the orientation of the electrolytic ones. Solder 18-gauge wires to the board for the connections to potentiometer R19. Then, connect speaker wire to the appropriate points on the board for attaching jacks J1–J4. The jacks and the potentiometer mount on the project enclosure, so they should be connected later on.

Attach two 18-gauge wires to the board for the power connections. Solder a two-connection wire connector of whatever type you can find to the other ends of the wires. You will use a matching connector later on the power-supply board, thereby making it possible to easily attach or separate the two boards. That simplifies testing of the power supply and Amplifier boards, by allowing you to work on each separately.

To complete the on-board assembly, insert the TL074 into its socket. If you can't obtain that chip, do not substitute an LF347 for it. Due to internal differences of those parts, problems will result in the Amplifier's operation. If you must, substitute a TL084 instead.

Now go on to assemble the power-supply board. Keep in mind that the project will derive its output voltage directly off the main AC line. While that doesn't present any dangers during the assembly of the project, you have to make sure you avoid touching the circuit boards while the Amplifier is plugged in.

Start by mounting an IC socket for IC1. Then install the resistors, keeping

the following in mind: In the author's prototype, two of the resistors, R6 and R7, were measured with a DMM to have values of 15,800 and 99,400 ohms, respectively. Those values gave a 51-volt output from the circuit. You might have to get 16,000- and 100,000-ohm resistors that actually measure closer to the values just mentioned to ensure your board outputs the correct voltage.

Next mount the diodes to the board, making sure they are oriented properly. Install the transistors next, followed by the capacitors. Check the orientation of both the transistors and the electrolytic capacitors.

Triac TR1 should be installed next. To ensure cool operation of TR1, you should use a 5-watt, clip-on heatsink on the part.

Next, mount BR1 and MOV1 to the board. Attach wires to the appropriate points on the board for connections to the neon assembly, switch, fuse, and power cord. We'll get to those parts in a moment. Now, also solder on 18-gauge wires for the power connections to the Amplifier

(Continued on page 74)



## Just like these Fully Trained Electronics Professionals



"Thanks to CIE I have tripled my previous salary, and I am now in a challenging and rewarding new field where only the sky is the limit."

Daniel Wade Reynolds  
Industrial Electrician  
Ore-Ida Foods



"CIE was recommended to me by my boss. It was appealing since I could study at my own pace at home and during business travel."

Dan Parks  
Marketing Manager/Consumer Products  
Analog Devices, Inc.



"I loved the flexibility CIE offered. It was the only way I could continue both school and my demanding job."

Britt A. Hanks  
Director of Engineering  
Petroleum Helicopters, Inc.



"I liked the way the school was set up with laboratory assignments to enforce conceptual learning. The thing which impressed me the most about CIE's curriculum is the way they show application for all the theory that is presented."


Daniel N. Parkman  
Missile Electro-Mechanical Technician  
U.S. Air Force



"Completing the course gave me the ability to efficiently troubleshoot modern microprocessor based audio and video systems and enjoy a sense of job security."

Tony Reynolds  
Service Manager/Technician  
Threshold Audio & Video

# Graduate with an Associate Degree from CIE!



CIE is the best educational value you can receive if you want to learn about electronics, and earn a good income with that knowledge. CIE's reputation as the world leader in home study electronics is based solely on the success of our graduates. And we've earned our reputation with an unconditional commitment to provide our students with the very best electronics training.

Just ask any of the 150,000-plus graduates of the Cleveland Institute of Electronics who are working in high-paying positions with aerospace, computer, medical, automotive and communications firms throughout the world. They'll tell you success didn't come easy...but it did come...thanks to their CIE training. And today, a career in electronics offers more rewards than ever before.

### CIE'S COMMITTED TO BEING THE BEST...IN ONE AREA...ELECTRONICS.

CIE isn't another be-everything-to-everyone school. CIE teaches only one subject and we believe we're the best at what we do. Also, CIE is accredited by the National Home Study Council. And with more than 1,000 graduates each year, we're the largest home study school specializing exclusively in electronics. CIE has been training career-minded students for nearly sixty years and we're the best at our subject...  
**ELECTRONICS... IT'S THE ONLY SUBJECT WE TEACH!**

### CIE PROVIDES A LEARNING METHOD SO GOOD IT'S PATENTED.

CIE's AUTO-PRO-GRAMMED® lessons are a proven learning method for building valuable electronics

career skills. Each lesson is designed to take you step-by-step and principle-by-principle. And while all of CIE's lessons are designed for independent study, CIE's instructors are personally available to assist you with just a toll free call. The result is practical training... the kind of experience you can put to work in today's marketplace.

### LEARN BY DOING...WITH STATE-OF-THE-ART EQUIPMENT AND TRAINING.

CIE pioneered the first Electronics Laboratory



Course and the first Microprocessor Course. Today, no other home study school can match CIE's state-of-the-art equipment and training. And all your laboratory equipment, books and lessons are included in your tuition. It's all yours to use while you study and for on-the-job after you graduate.

### PERSONALIZED TRAINING....TO MATCH YOUR BACKGROUND.

While some of our students have a working knowledge of electronics others are just starting out. That's why CIE has developed twelve career courses and an A.A.S. Degree program to choose from. So, even if you're not sure which electronics career is best for you, CIE can get you started with core lessons applicable to all areas in

electronics. And every CIE Course earns credit towards the completion of your Associate in Applied Science Degree. So you can work toward your degree in stages or as fast as you wish. In fact, CIE is the only school that actually rewards you for fast study, which can save you money.



## YES!

I want to get started. Send me my CIE course catalog including details about the Associate Degree Program. (For your convenience, CIE will have a representative contact you - there is no obligation.)

Please Print Clearly

Name \_\_\_\_\_

Address \_\_\_\_\_

City \_\_\_\_\_

State \_\_\_\_\_ Zip \_\_\_\_\_ Age \_\_\_\_\_

Phone No. \_\_\_\_\_

Check box for G.I. Bill Benefits.

Veteran

Active Duty

AH76

Cleveland Institute of Electronics, Inc.  
1776 East 17th Street  
Cleveland, OH 44114

A School of Thousands.  
A Class of One. Since 1934.

Send for CIE's FREE Course Catalog and See How We Can Help Your Career Too!

Add what's been missing to your own home-theater or audio system, or just have some fun with vocals with this neat little gadget.



## BUILD A REVERB AND SURROUND-EFFECTS GENERATOR

BY MARC SPIWAK

If it seems that you don't hear people talking about surround sound and home theater as much anymore; maybe that's because most people are now at home actually enjoying home-theater sound. As you probably know by now, real Dolby Surround Sound adds a rear channel to the traditional left and right audio channels to add more depth and realism to movies and music. It does that by decoding special information embedded within a video signal. But what you might not know is that you don't need expensive equipment just to add more depth to audio. In fact, all you have to do to add depth to audio is to add some delayed sound, preferably from behind where you are sitting.

The *Reverb and Surround Effects Generator* described in this article can add a variable time delay to a stereo audio signal or can be set up in mono-only configurations—you can use the unit with a microphone, for example, to obtain interesting reverb effects on your voice. Those with experience using reverb units will like the Effects Generator because its time delay can be varied (between zero and half a second); you can make adjustments for decay time, volume, delay rate, and reverb duration.

The circuit can be built from a kit that sells for under \$60, or from scratch, as we will present complete

plans for it in this article. The unit can be configured for line-level or microphone inputs and speaker, microphone-level, or line-level outputs.

**Circuitry.** The schematic for the Effects Generator is shown in Fig. 1. Power for the circuit is obtained from either a 9-volt battery or a 9-volt DC supply plugged into power-jack J5.

Even though the parts count isn't that large, the circuit is somewhat complex. At its heart is a fairly specialized integrated circuit, IC3, which is an MN3007 1024-stage bucket-brigade device (BBD). That IC uses a set of switched capacitors to pass charges from one "bucket" to the next on every clock cycle. In general, a signal presented to the input of a BBD will be delayed at the output, with the time delay depending on the clock rate and the number of "buckets" contained within the IC—in this case it's a 1024-stage device. When the delayed sound is fed back into the input, it has the effect of adding reverb, or an echo.

Before we go any further, it's important to note that the jumpers shown in the schematic, JU1–JU9, are not all supposed to be in place. As we'll discuss later on, the configuration of the jumpers determines what kind of setup the unit can be used in. For the sake of this circuit description, assume that only jumpers JU5 and JU7 are in place. That's the configuration for a surround-sound reverb effect on a

stereo audio signal; the inputs are set for line-level to accommodate the signal of equipment like a stereo VCR or laser-disc player.

Now back to the circuit. The left and right inputs at jacks J1 and J2 are passed directly to the outputs at J3 and J4 via resistors R1 and R4. That allows the original signal to be heard with no delay, if you wish. Both the left and right inputs are also added together in IC1-a, an LM324 op-amp, and amplified or attenuated depending on the setting of trimmer-potentiometer R25. The output of IC1-a is fed to the input of IC3, the BBD. A MN3101 clock generator, IC2, in combination with potentiometer R16 and the surrounding components set the delay for the BBD.

Trimmer-potentiometer R33, in series with R35 and C19, lets you control the feedback level to the inputs. That level determines how long a delayed signal will be allowed to recycle through the circuit. The delayed output from IC3 is low-pass filtered by IC1-c and the surrounding components to remove the clock signal from the BBD output. Then, part of the filtered output is fed to the left channel and some of it is fed back to the input to create the reverb effect.

For the surround-sound effect, the output of IC1-c is sent to inverting-amplifier IC1-d, which generates a signal that is 180 degrees out of phase with that at the output of IC1-c. When that out-of-phase signal is fed to the right channel, it cancels some of the audio from the left channel when played through speakers. Because the can-



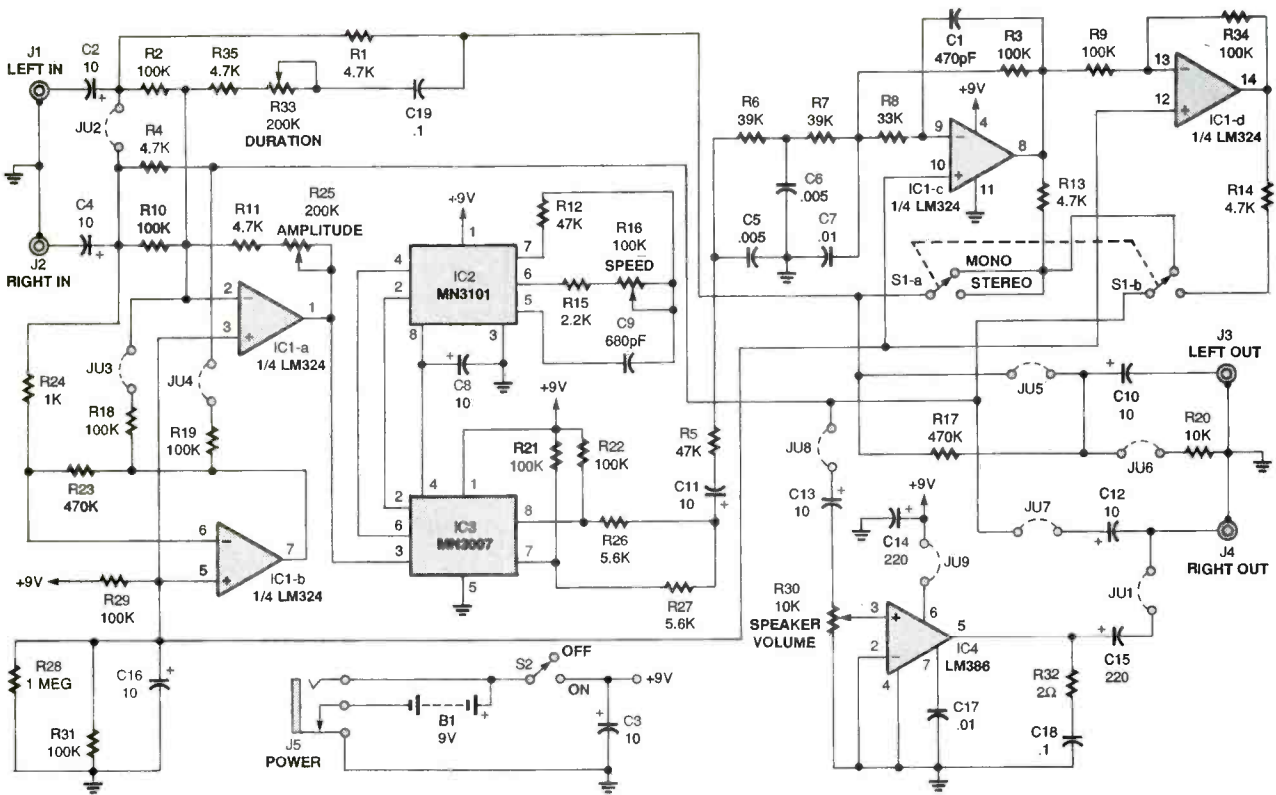


Fig. 1. Here's the schematic for the Reverb and Surround Effects Generator. The heart of the circuit, IC3, is an MN3007 1024-stage bucket-brigade device.




Fig. 2. If you'd like to etch your own PC board, use this full-size template.

celed audio is from the delayed sound and not the original sound, it has the effect of widening the sound

field, or making your speakers sound like they are spaced farther apart.

Switch S1 lets you select between

the surround effect, or stereo mode, and the normal effect, or mono mode, where the output from the low-

## PARTS LIST FOR THE REVERB AND SURROUND EFFECTS GENERATOR

### SEMICONDUCTORS

IC1—LM324 quad op-amp, integrated circuit  
 IC2—MN3101 BBD clock generator, integrated circuit (Digi-Key MN3101-ND or equivalent)  
 IC3—MN3007 bucket-brigade device, integrated circuit (Digi-Key MN3007-ND or equivalent)  
 IC4—LM386 audio amplifier, integrated circuit

### RESISTORS

(All fixed resistors are 1/4-watt, 5% units.)

R1, R4, R11, R13, R14, R35—4700-ohm

R2, R3, R9, R10, R18, R19, R21, R22, R29, R31, R34—100,000-ohm

R5, R12—47,000-ohm

R6, R7—39,000-ohm

R8—33,000-ohm

R15—2200-ohm

R16—100,000-ohm, potentiometer

R17, R23—470,000-ohm

R20—10,000-ohm

R24—1000-ohm

R25, R33—200,000-ohm, PC-mount trimmer potentiometer

R26, R27—5600-ohm

R28—1-megohm

R30—10,000-ohm, potentiometer

R32—2-ohm

### CAPACITORS

C1—470-pF, ceramic-disc

C2—C4, C8, C10—C13, C16—10- $\mu$ F, 25-WVDC, electrolytic

C5, C6—0.005- $\mu$ F, ceramic-disc

C7, C17—0.01- $\mu$ F, ceramic-disc

C9—680-pF, ceramic-disc

C14, C15—220- $\mu$ F, 16-WVDC, electrolytic

C18, C19—0.1- $\mu$ F, ceramic-disc

### ADDITIONAL PARTS AND MATERIALS

#### MATERIALS

J1—J4—RCA jack

J5—Power jack

S1—DPDT switch, PC-mount

S2—SPDT switch, PC-mount

B1—9-volt battery

Printed-circuit materials, project enclosure, battery connector, PC-mount battery holder (optional), AC-to-DC adapter (which matches power-jack J5), wire, solder, etc.

**Note:** The following items are available from Ramsey Electronics (793 Canning Parkway, Victor, NY 14564; Tel. 716-924-4560 or 800-446-2295): RV-1 Reverb Effects/Surround Sound Kit (includes all parts and PC board)—\$59.95, custom case—\$14.95.

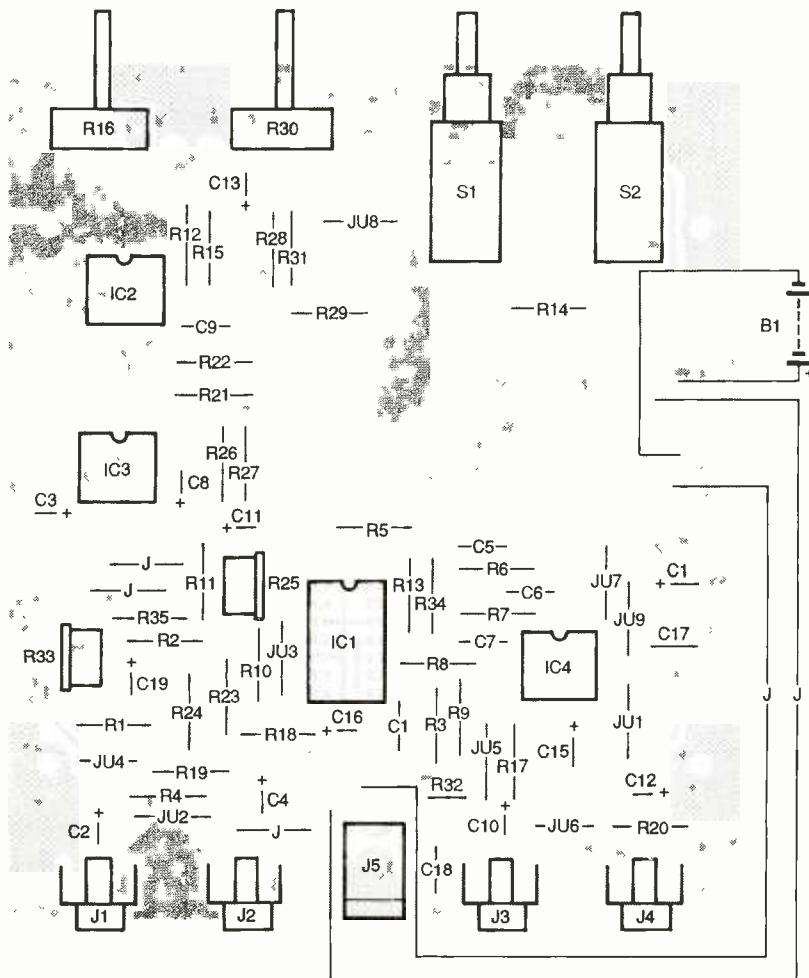


Fig. 3. Use this parts-placement diagram as a guide when assembling the board. Consult Table 1 to determine which jumpers should be installed for your particular application.

TABLE 1

Installed Jumpers									Resistors		Sound Effect	Inputs	Outputs
JU1	JU2	JU3	JU4	JU5	JU6	JU7	JU8	JU9	R1	R4			
				X		X			in	in	stereo reverb	line	line
	X			X		X			in	in	simulated stereo reverb	mono	line
X		X	X		X		X	X	in	in	mono reverb	mic	speaker
		X	X	X		X			in	in	mono reverb	mic	line
				X	X				out	out	TV surround	line	line

pass filter is fed directly to both the left and right outputs. If jumper JU2 is also installed, a mono signal can be input at J1 or J2 and a simulated stereo signal will be heard at the outputs.

For a microphone input, only jumpers JU1, JU3, JU4, JU6, JU8, and JU9 must be installed. The microphone should be plugged into J2. In that configuration the right output at J4 is a speaker-level amplified output from an LM386 op-amp (IC4) and the left

output at J3 is a microphone-level output. Potentiometer R30 controls the volume of a speaker connected to J4. Amplifier IC4 and all components between JU8 and JU9 are not used if the microphone-input option is not used.

If only jumpers JU3, JU4, JU5, and JU7 are installed, the unit will have a microphone input and a surround-effect, line-level output. If only jumpers JU5 and JU7 are installed and R1



and R4 are removed, only the delayed signal and none of the original will be present at the outputs. That is best suited for the rear channels in a television surround system.

To prevent confusion regarding the preceding configuration details, refer to Table 1. It shows at a glance what jumpers to use and whether you need R1 and R4 for the various applications for this very versatile circuit.

**Construction.** Although there's no specific reason why you can't build the circuit on a perforated board using point-to-point wiring, audio projects are always better overall when done on a PC board. You can use the foil pattern shown in Fig. 2 to make your own board, or order a pre-drilled and etched board as part of the kit available from the source mentioned in the Parts List.

While all of the components are obtainable from hobbyist sources, you might be best off buying the unit as a kit because two of the ICs alone, the BBD and its associated clock generator, will cost you more than \$10; those two devices are relatively obscure and not likely to be found in even the most well-stocked "junk box." Add in the rest of the parts and the cost and time involved in making a PC board, and the kit price of \$59.95 seems more and more attractive.

On the other hand, if you have access to a hoard of parts, and only need to buy the BBD and the clock generator, you might want to simply get those two ICs. They're available from Digi-Key (Tel. 800-DIGI-KEY) as well as other hobbyist sources.

Assuming you decide to build the circuit on a PC board as suggested,

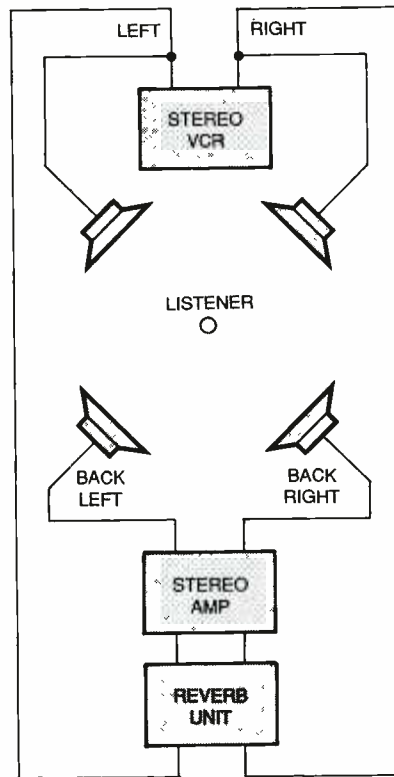


Fig. 4. If you would like to set the unit up for surround effects, feed it a stereo signal and amplify the resulting output with a stereo amplifier.

an appropriate parts-placement diagram is shown in Fig. 3. Begin by installing the fixed resistors, except for R1 and R4. Then go on to mount the capacitors, making sure the electrolytic ones are oriented properly.

Mount the potentiometers, switches, and jacks next. Then solder the battery connector leads to the board. The kit also comes with a holder for a 9-volt battery; solder that in place next if you have it. You can then install the four ICs.



The finished unit can be housed in this attractive custom case, which is available from the source given in the Parts List.

To complete the assembly, you will have to decide which jumpers to install and whether to add resistors R1 and R4. Those decisions depend on your intended application. Again, refer to Table 1 for configuration details. **Note:** Regardless of your application, all of the un-numbered jumpers shown in Fig. 3 must be installed!

If you are using point-to-point wiring, you will need to make connections in the circuit that reflect your particular configuration of choice. In other words, if JU1 is called for, make sure C12 is connected to C15 in your circuit, etc. Also, remember that this is an audio project and that leads should be kept as short as possible and that inputs and outputs must be shielded.

The finished board can be mounted in the case of your choice or in the custom one available from the source mentioned in the Parts List. That case comes complete with matching knobs.


Before shutting the case, you can set R25 and R33 to their minimum resistance. That will provide your unit with the greatest duration and amplitude. You can of course experiment with those trimmer settings as well.

**Setups.** As mentioned earlier, the Effects Generator is basically intended for stereo surround effects, stereo simulation from a mono source, and vocal reverb effects. During assembly, you had to configure the board as appropriate for your intended application. Let's now look at the external connections that are necessary for each of those.

Figure 4 shows how to set up the unit for surround effects. The Effects Generator should be fed with a stereo signal and its outputs amplified by a stereo amplifier. You could also connect the unit directly to a pair of amplified speakers.

To connect the unit for stereo simulation from a mono source, input the mono signal at either J1 or J2. Simulated stereo outputs are then available at J3 and J4.

To set up the unit for vocal effects, input the microphone signal to J2. That signal is both delayed and amplified by the unit, and a microphone-level output is available at J3. You can plug a speaker into J4 to make use of the amplified output.



## SMARTER KEYS FOR SMARTER CAR

*A look at the sophisticated electronic systems now being used in the never-ending battle against car thieves.*

BY BILL SIURU

According to the FBI, 1.5 million cars worth \$7.5 billion were stolen in the United States in 1993 alone, and, of all things stolen, vehicles top the list in terms of total dollar losses. And, while many cars are stolen by joyriders, professional car theft is a growth industry in the U.S. Professionals steal vehicles primarily to cut them up for their parts or to ship them out of the country. Car thefts have also soared in Europe since the fall of Communism. It seemed that a good portion of the pent-up demand for cars in former Iron-Curtain countries is being satisfied by vehicles stolen in Western-European countries.

Combating car theft has also become a huge business with anti-theft measures ranging from low-tech devices that lock the steering wheel to advanced electronics that include tiny transmitters hidden in the car that can be used to track a vehicle if it is stolen. Much of that anti-theft technology is coming from Europe, where insurance companies are beginning

to require anti-theft immobilization systems that prevent a car from being started unless a code, embedded in the owner's key, is recognized. Likewise, some American insurers offer discounts for vehicles equipped with engine-immobilizer systems, and in fact, nearly a dozen states already mandate such discounts.

Unfortunately, professional car thieves eventually find ways to outwit just about every anti-theft device. Professional thieves are so sophisticated that they have even found ways to defeat the factory-installed anti-theft systems with microchips that have to transmit a correct security code before the ignition can be engaged and the engine started. That's done by using a "code grabber" to learn the code. Using the code grabber, they can stand at a distance while you use the key to start the car. Incidentally, thieves can also use the same technology to learn the code for your garage-door opener, then come back later to ransack your house.

### **Ford's Passive Anti-Theft System.**

Automakers, with the help of electronic suppliers, are developing even "smarter" keys to foil the code grabbers. The first line of defense are microchips with rolling codes (the code is changed after each use); those are now used in some security systems. Unfortunately, even those are not thief-proof as computer-smart thieves are able to learn the algorithms used to create the new codes. Now, a solution has been found to even overcome that—encrypted systems, or ones that use randomly generated codes that are virtually impossible to decipher.

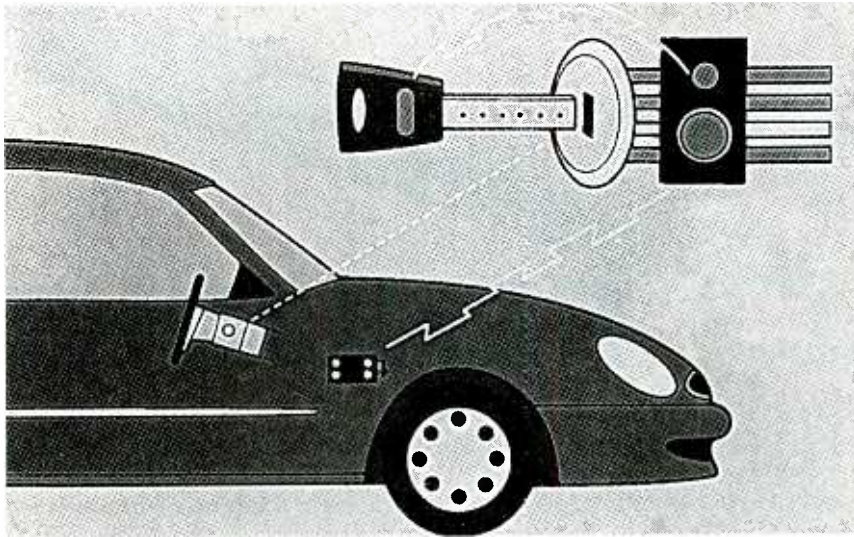
For instance, Ford is one of the first U.S. automakers to offer a theft-deterrent system that should be virtually impossible to defeat. There are some 72 quadrillion (million billion) possible electronic codes available with the Ford "Passive Anti-Theft System" (PATS). PATS, now offered on the 1996 Ford Taurus, Ford Mustang, and Mercury Sable, was introduced on European-built Fords in 1993. With more than 500,000 Ford cars and trucks in Europe now equipped with PATS, it has been very successful in deterring thefts.

PATS uses a special ignition key with a miniature transponder containing an antenna and integrated circuit in the key handle. It uses radio frequencies for communication between the key and the car. According to Ford, low-frequency radio transmission rather than physical contact should prove to be more reliable over many years of service.

When the key is placed in the ignition key slot and the cylinder is rotated to the on position, RF signals are sent from an antenna ring in the ignition switch to the transponder in the key. The transmitted signal includes power to operate the IC in the key so the transponder can transmit its code back to the antenna ring.

The received code signal is put through an integrated amplifier, and then goes to a PATS control module, which compares the transmitted code to the previously stored code. If the codes match, the module sends a signal through the vehicle's partial multiplex-wiring system to the engine's EEC-V control system allowing the engine to start cranking and be started. If the code that is received is incorrect,





*Ford's Passive Anti Theft System (PATS) uses a special ignition key with a miniature transponder containing an antenna and integrated circuit in the key handle. The system is offered in several of Ford's 1996 models.*

or if there is no code transmitted because a counterfeit key has been used, the engine will fire for just one second and then will shut down electronically.

The EEC-V electronic-control system is encoded at the plant when the vehicle's electrical system is first tested. Should a key be lost, un-coded keys can be encoded at Ford or Lincoln-Mercury dealerships. Spare keys can be programmed in the same way. PATS is fully compatible with the optional Ford Electronics Total Anti-Theft System (TATS) that protects the vehicle and its contents by sounding an alarm, flashing the vehicle's lights, and disabling the starter motor if a door, trunk lid, tailgate, or hood is opened by force.

### **BMW's Coded Driveway System.**

All BMWs now come with a similar high-tech ignition key called the "Coded Driveway System." The BMW key looks like an ordinary plastic encapsulated key, but there is an integrated circuit inside. A coil-shaped antenna is wrapped around the ignition lock. When the key is turned in the lock, the antenna—working like a transformer—feeds electrical energy to the IC. When it has been energized, the IC instantaneously determines via a sequence of codes if that particular key is authorized for that particular BMW vehicle.

If authorization is verified, the key transmits a coded signal to the engine-management system and the



*To combat thieves simply "hot-wiring" a car, new theft-deterrent systems, like the one shown in this photograph, will activate if the car is started without the proper key being inserted in the ignition.*

car will start. The system also enters a new, individual code into the system's memory that will be used the next time that particular key is used to start the car. The new code is determined by a random-number generator so some 100-billion different code variants are possible.

To prevent any chance of unauthorized keys, owners can only obtain a new key by submitting proper documentation and identifications to a BMW dealer, who will then order the key. Because all keys are documented and accounted for, buyers of used BMWs can find out how many keys, including spares, have been delivered in total for the car. If a key is lost or misplaced, the owner can cancel that key individually, much like canceling a lost or stolen credit card. While the lost key no longer works, the other keys that have been issued are still valid, eliminating the need to

change the lock in the vehicle. Because the key gets its energy from the ignition system, like in Ford's PATS, it does not require a battery and so has an unlimited life.

**Other Theft Deterrents.** Thieves can, of course, bypass encryption chips by hot-wiring the car. Therefore, new security systems will feature chips and other electronic devices that will shut down other systems in a car if the proper key is not used. For example, the Siemens Automotive Group in Munich, Germany has developed a miniature relay that blocks the operation of the starter, fuel line, ignition, and central engine-control until the ignition key sends the right code to the control unit.

Cars in the future might not even use keys. Siemens and TRW, Inc. are working on "smart cards" that could replace keys entirely. Credit-card-sized devices carried in a pocket or purse would not only unlock car doors and start the engine, but also automatically adjust mirrors and seats for the particular driver carrying the smart card. The same card could also activate a panic alarm, open garage doors, turn on house lights, or perform other security-related functions.

The card would include a battery-powered transceiver. Copper-coil antennas about the size of a package of cigarettes would be located in the front doors and trunk. Those antennas would send out radio signals to the card with the card sending back a response. The car's electronic control unit determines if the response is the correct one for the vehicle. If so, the electronic unit unlocks the car; otherwise, the car remains locked.

The card could even enable a driver loaded down with packages to automatically unlock the door or trunk when within 3 to 6 feet of the car without a key or even the need to press a button on the fob of today's keyless entry systems. Once inside, the driver could then start the car by pushing a button or speaking a command to the car's voice-recognition system. Of course, people would have to be convinced to give up the habit of carrying and using keys. The system would also have to be made "child proof" so that youngsters will not be able to inadvertently start the car with the card. ■

# BUILD A Solid-State

*It's a handy little flashlight  
that doesn't affect  
night vision and will never burn out!*



# PENLIGHT

BY DEAN F. POETH

**A**nyone who's used or relied on incandescent penlights knows how annoying they can be. The batteries you put in them seem to go dead way too fast, and their bulbs eventually burn out (some after only an hour of continuous use). Well, thanks to LED technology, those old power-guzzling penlights just might be made obsolete.

If you'd like to ensure that you'll always have a little light on hand when you need it, and you have a free evening to spare, build the *Solid-State Penlight* described in this article. The Penlight has an output of over 5000 millicandles, and has an incredibly long battery life—it will continue to light even after four weeks of continuous operation. Also, the LED should never burn out!

The Solid-State Penlight also eliminates other problems common penlights have. For one, incandescent bulbs are fragile and often suffer filament breakage if dropped. The LED used in the Penlight is practically indestructible unless it is severely mistreated.

Another problem with common penlights is that they produce white light, which inhibits night vision. An amateur astronomer who tries to read a star chart with such a light will become temporarily "blinded," and his or her eyes will need to become dark

adapted all over again (which could take several minutes to a half hour). However, the red beam produced by the Penlight's LED does not affect night vision.

**Circuit Description.** The schematic diagram for the Solid-State Penlight is shown in Fig. 1. Power for the simple circuit is provided by two AA batteries, B1 and B2, in series. Switch S1 turns the unit on and off.

A 1N4001 diode, D1, drops the bat-

tery voltage to 2.3 volts to supply LED1. That ultrabright LED has the useful property of sharply increasing its internal resistance as the applied voltage drops. Therefore, as the batteries fade, LED1 will demand less and less current, thereby maximizing the life of B1 and B2 (to truly astronomical values).


**Construction.** The author's prototype for the Penlight was built into a pre-existing, incandescent penlight available from Radio Shack (part number 61-2626). You can do the same, or assemble the circuit in some other type of enclosure. The following assembly instruction assumes that you are using the Radio Shack penlight case.

To begin, cut the positive lead of LED1 so that it measures  $\frac{5}{16}$  inch. Then, cut the cathode lead of D1 so that it measures  $\frac{3}{16}$  inch. Solder those two components together, as shown in Fig. 2, so that the overall length of the cut and soldered leads is  $\frac{3}{8}$  inch. Do not substitute another diode for D1 unless you are sure it has the desired 0.7-volt forward voltage drop.

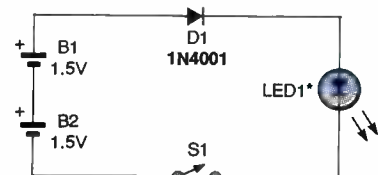
The penlight used for the author's prototype case has a built-in power switch that greatly simplifies building the project. Let's now look at how to wire the LED and diode to that case and switch.

Remove the lamp assembly from the penlight, and remove the incandescent lamp and its metal lamp-holder clip from the plastic part of the assembly. Epoxy the LED into the front of that plastic piece. After the epoxy has cured, replace the metal lamp-holder clip and solder the negative LED lead to it (See Fig. 3; the square piece of metal shown at the top of the

*(Continued on page 76)*



*Fig. 2. Solder the LED and diode together, as shown here, so that the overall length of the soldered leads is  $\frac{3}{8}$  inch.*



\*SEE TEXT

*Fig. 1. Here's the schematic for the Solid-State Penlight. Circuits just don't get simpler than this.*



# 5 BOOKS FOR ONLY \$4.95

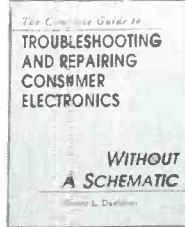
WHEN YOU JOIN THE **Electronics Book Club®**

VALUES TO \$161.75

The leading source of information for electronics hobbyists for over 30 years!



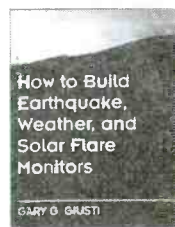
0350787-XX \$44.95  
Counts as 2/Hardcover



0156492 \$34.95  
Hardcover



1573119 \$19.95



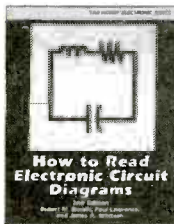
0252092 \$19.95




0156700 \$24.95



0155593 \$22.95



1554637 \$16.95



0487375 \$24.95

1575472 \$27.95


0602247 \$13.95

0052387 \$21.95  
Hardcover


0707618 \$19.95

0102740 \$12.95

1577564 \$21.95



0303932 \$17.95




1574875 \$19.95



0156786 \$24.95




0501815 \$32.95  
Hardcover




0112738-XX \$45.00  
Counts as 2/Hardcover




073092X \$19.95



0501130-XX \$36.95  
Counts as 2




0535469 \$29.95




0478244 \$13.95



0304068 \$15.95




015676X-XX \$69.00  
Counts as 2/Hardcover



0404348-XX \$49.50  
Counts as 2/Hardcover



1570519 \$17.95



155016X \$34.95  
Hardcover

**As a member of the ELECTRONICS BOOK CLUB®**... you'll enjoy receiving Club bulletins every 3-4 weeks containing exciting offers on the latest books in the field at savings of up to 50% off the regular publishers' prices. If you want the Main selection, do nothing and it will be shipped automatically. If you want another book or no book at all, simply return the reply form to us by the date specified. You'll have at least 10 days to decide. If you ever receive a book you don't want due to late delivery of the bulletin, you can return it at our expense. Your only obligation is to purchase 3 more books during the next 12 months, after which you may cancel your membership at any time. And you'll be eligible for FREE BOOKS through our Bonus Book Program.

A shipping/handling charge and sales tax will be added to all orders. All books are softcover unless otherwise noted. If you select a book that counts as 2 choices, write the book number in one box and XX in the next. (Publishers' Prices Shown) © 1996 EBC PE496

If card is missing, write to: Electronics Book Club®, A Division of The McGraw-Hill Companies, P.O. Box 549, Blacklick, OH 43004-9918





# CHOOSING the RIGHT SHORTWAVE RECEIVER

*Keep these tips in mind when shopping for a communications receiver, and keep from getting shortchanged.*

If you're shopping for any kind of expensive equipment, you should know exactly what you're after. For instance, when setting out to buy a TV or VCR, you'd most likely have a mental list of desirable features and an idea of what you're willing to pay. But what if you're shopping for a shortwave radio? What should you look for? Do you know just how well a receiver should perform to meet your needs? Also, do you have an idea what accessories are worthwhile?

Those questions are not easy to answer, which could make selecting a shortwave radio a very difficult task. Obviously, the performance of the radio you buy should be as good as possible, consistent with both the state of the art and your wallet. But how good is "good enough?" We'll try to answer that question by first examin-

BY KARL T. THURBER, JR.

ing just what goes on under a shortwave radio's "hood."

**Receiver Basics.** In this article, we're concerned with shortwave communications receivers, not just "any old radio." A communications receiver is more than just a consumer appliance. Rather, it's an advanced device that receives a variety of signals (AM, CW, SSB, RTTY, and possibly FM and digital modes) under difficult conditions. Modern communications receivers are usually of the "tabletop variety" and are offered by such well-known manufacturers as Icom, Yaesu, Drake, AOR, Japan Radio, Kenwood, Lowe, and Watkins-Johnson.

Today many high-end portable and so-called "portatop" sets qualify

as communications receivers, or world-band radios as they are often referred to in radio advertisements. Excellent portables and portatops are offered by such well-known makers as Sangean, Grundig, Sony, Panasonic, Radio Shack, and others.

It's important that you have a basic understanding of the specifications used to describe the performance of such receivers. While few reputable manufacturers lie about specs, making comparisons between competing units is difficult or impossible when you have specs that don't share the same baseline. To avoid comparing apples and oranges, you should be familiar with receiver basics and read the claimed specs carefully.

As a rule of thumb, selectivity (the narrower the better), sensitivity (the higher the better), and stability (the



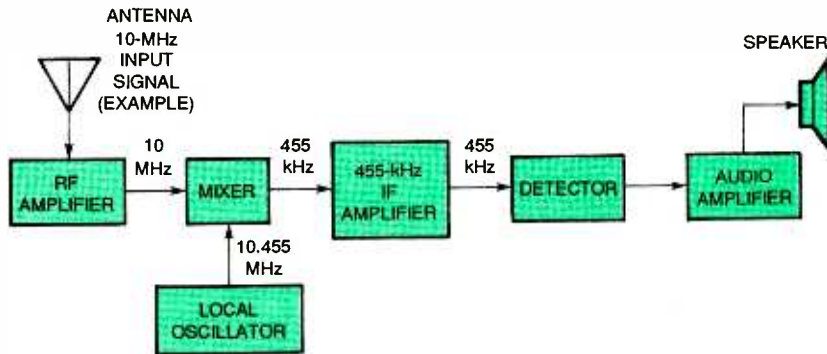


Fig. 1. The basic, single-conversion receiver, shown here, combines the incoming signal with the local-oscillator (LO) signal to produce the intermediate frequency (IF) signal. The resultant IF signal then is converted to audio by the set's detector stage.

more the better) are the main—but certainly not the only—determinants of a set's quality. But, let's not get ahead of ourselves, let's first look at some receiver fundamentals.

Practically all communications receivers today are of the superheterodyne variety. The "superhet" is popular because certain functions, such as amplifying the received signal and rejecting interfering ones, are better accomplished at a single, fixed frequency than over a wide range of frequencies.

A single-conversion receiver (see Fig. 1) involves conversion to only one fixed frequency, the intermediate frequency (IF). There also are double-conversion sets (see Fig. 2) with additional fixed frequencies. Such radios use a relatively high first IF to minimize image responses, and a relatively low second IF that lets the set achieve high selectivity.

Early communications receivers were almost all single-conversion types. Then, for many years, double-conversion receivers became the choice of manufacturers and shortwave listeners (SWLs). In the future, as the state of receiver art improves, the pendulum might slowly swing back to well-engineered single-conversion radios because they can offer cleaner performance in terms of spurious responses ("birdies") and dynamic range.

In the single-conversion superhet, incoming signals from the antenna are amplified in the radio-frequency (RF) amplifier; that signal is applied to the mixer stage. A signal from the local oscillator (LO) is also applied to the mixer. It combines the signals from the RF amplifier and the LO to produce a new signal, the IF. The IF is fixed: it re-

mains constant regardless of the actual frequency to which the radio is tuned.

The mixer is followed by an IF amplifier stage or stages; it amplifies the signal at the IF and feeds it to the detector. That is the heart of the radio—the stage that converts the IF to audio in a process known as demodulation. If the signal is SSB or CW, a beat-frequency oscillator (BFO) supplies a "replacement carrier" to make the signal intelligible. The audio amplifier stage amplifies the audio from the detector and feeds the detected audio to the speaker or to headphones.

**Frequency Tuning, Readout, and Coverage.** Fifteen or twenty years ago, finding a specific station's frequency on a shortwave receiver was much like taking a stab in the dark. Most sets used an indirect, analog (slide-rule-tuned) frequency readout that was neither precise nor reliable.

Often, tuning was made more difficult by having both a main tuning dial and a separate bandspread or fine-tuning dial that complicated frequency readout and often limited frequency resolution to 1 kHz (sometimes more). Today's radios often have an accuracy of  $\pm 100$  Hz.

Today, with digital radios being both affordable and commonplace, there's little reason to use a receiver that doesn't precisely indicate frequency. Most modern sets use a direct frequency readout where the frequency to which the radio is tuned (either using a knob or a keypad) is indicated digitally using LEDs or LCDs.

Most receiver experts consider a direct frequency readout to be a "must" on today's crowded bands. Many desirable older sets don't have that feature, but you can add an accessory external readout device to most otherwise acceptable radios. Palomar Engineers offers "outboard" digital frequency displays for classic receivers such as the SP-600, SX-88, SX-100, HQ-180, and others.

The frequency of modern radios is controlled by tuning circuits based on phase-locked loops (PLLs) and digital electronics. The frequency is precisely controllable and the set tunes in increments or steps rather than continuously. Look for a radio that has a tuning rate (or speed) of 100 Hz or less; some sets have multiple tuning rates so you can "speed dial" across bands but slow down for fine tuning.

Besides frequency tuning and readout, another major decision involves frequency coverage. There are

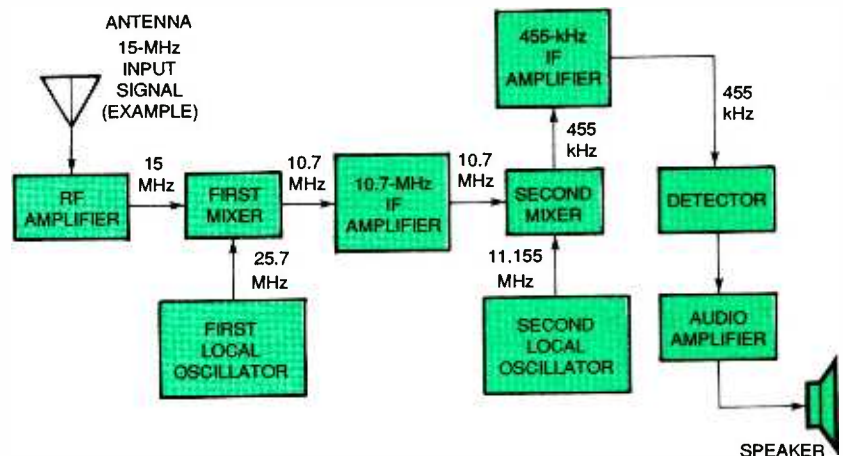


Fig. 2. The dual- or double-conversion receiver, shown here, promotes overall greater receiver selectivity than does the single-conversion set. The superheterodyne design also helps to keep out unwanted signals such as images.

three major types of sets: (1) general-coverage receivers, which have full, continuous shortwave coverage from at least 1.8 to 30 MHz; (2) shortwave-bands-only receivers, with coverage of selected international shortwave bands; and (3) ham-bands-only receivers, which cover the HF amateur bands. Note that older, ham-bands-only radios normally cover just the "old" amateur bands from 1.8 to 30 MHz and might not cover the newer "WARC bands" at 10, 18, and 24 MHz.

### Sensitivity and Signal-to-Noise Ratio.

Sensitivity describes how well a receiver responds to faint signals and produces usable audio; that is mainly a function of the radio's RF amplifier stage. Sensitivity typically is defined as the input signal level, delivered from the antenna, that's necessary to give a "signal plus noise" or "S + Noise/Noise" (S + N/N) output from the receiver at a specified point above the internal noise generated by the receiver. That level normally is specified as 10 dB.

Input signals from the antenna are measured in microvolts. In a receiver-sensitivity specification, the smaller the number of microvolts, the more sensitive the receiver. A typical communications receiver might have a stated sensitivity of "0.25 microvolt for a 10-dB S + N/N ratio." That figure is measured at a given impedance, typically 50 ohms.

In modern, solid-state receivers, achieving adequate and uniform sensitivity is rarely a major problem. However, it was a big problem with tube-type receivers, which often suffered from inadequate sensitivity, especially on the higher HF bands.

With such sets, you might need an accessory low-noise RF preamplifier to bring sensitivity up to par. An amplified preselector, described later, could be used; it will also help improve image rejection. Preamps and preselectors aren't impedance-matching devices, so you can also consider an antenna tuner ("trans-match") to improve feedline-to-receiver matching.

**Selectivity.** Selectivity refers to how well the receiver rejects signals on undesired frequencies, that is, how well it attenuates an interfering signal so many Hz or kHz away from the desired

signal. The desired range or signal window is referred to as the receiver's bandwidth or bandpass. The overall width of a receiver's bandpass commonly is stated as the two points at which an interfering signal is reduced by 6 dB and by 60 dB.

Most communications receivers have user-selectable bandpass settings for different types of signals or emission modes. Typical AM selectivity might be stated as "6 kHz at -6 dB down," while typical desirable bandpasses for CW often are 200-500 kHz,



*All-mode, dual tunable filters like this let you pull out stations from the clutter and notch out interference at the same time.*

for RTTY about 1.8 kHz, and for SSB about 2.4 kHz. Those bandpass specs normally are stated in ads as the "6-dB-down" attenuation points.

Complicating selectivity specifications is the shape factor of the radio's bandpass, which is the ultimate determinant of rejection ability. That factor is the ratio of a bandpass measured at the -6-dB and -60-dB attenuation points. The ideal shape factor is 1:1, but that is rarely achieved in practice in that ordinary tuned circuits have difficulty achieving such "tight skirts." A mechanical or crystal filter in the set's IF amplifier section can improve the set's shape factor.

Several additional features can improve receiver selectivity considerably. One is passband tuning (PBT), sometimes known as variable bandwidth tuning (VBT), which allows the receiver's bandpass to be varied continuously over a wide range. A closely related feature is passband offset, or IF shift, which effectively varies the center frequency of the set's bandpass without changing the frequency to which the radio is tuned.

Still another useful feature is a notch filter, which allows sharp filtering-out of offending signals. You also can use accessory audio filters to help improve selectivity, but they're not a substitute for adequate selectivity in the set's IF section and good front-end RF stage selectivity.

One new technology involves Digital Signal Processing (DSP) filters, "virtual" filters that simulate conventional analog audio filters. They vary their characteristics to react to changing conditions and offer superior performance in reducing interference on voice, CW, and RTTY by converting the received audio, both signal and noise, to digital data, and then processing it. Several firms offer inexpensive DSP-based accessory filters, and a few new tabletop radios (such as the high-end Watkins-Johnson HF-1000, at around \$4000) have built-in DSP filters.

**Image Rejection.** Image rejection is the ability to reject the undesired "ghost signal" generated by the mixing or heterodyning characteristics of superhets. In the superhet, the image is separated from the true frequency by twice the IF (or twice the first IF in multiple-conversion sets). That signal might appear above or below the true position of the desired signal, depending on whether a higher or lower LO frequency is used.

To improve image rejection, a relatively high first IF is used so the image and true signals are widely separated and thus are easier to filter. Dual-conversion superhets could have a first IF frequency of 20 MHz or higher; in dual-conversion sets, the second IF might be at 455, 100, 80, or 50 kHz, or another low frequency. Image rejection typically is 60 or 70 dB or greater.

The front-end selectivity of low-cost receivers is often minimal and represents an obstacle to good reception. But you can insert an external preselector or an antenna tuner between the antenna and the receiver antenna input. It passes desired signal frequencies while rejecting all others. The fact that the preselector is tunable improves the set's overall performance by filtering out images and other off-band signals that might otherwise creep through to cause a variety of problems, including overload, intermodulation, and receiver desensitization.

Often the preselector is combined with a preamplifier, which boosts performance in sets with low sensitivity. The preselector is then referred to as an amplified preselector.

**Dynamic Range.** Dynamic range is



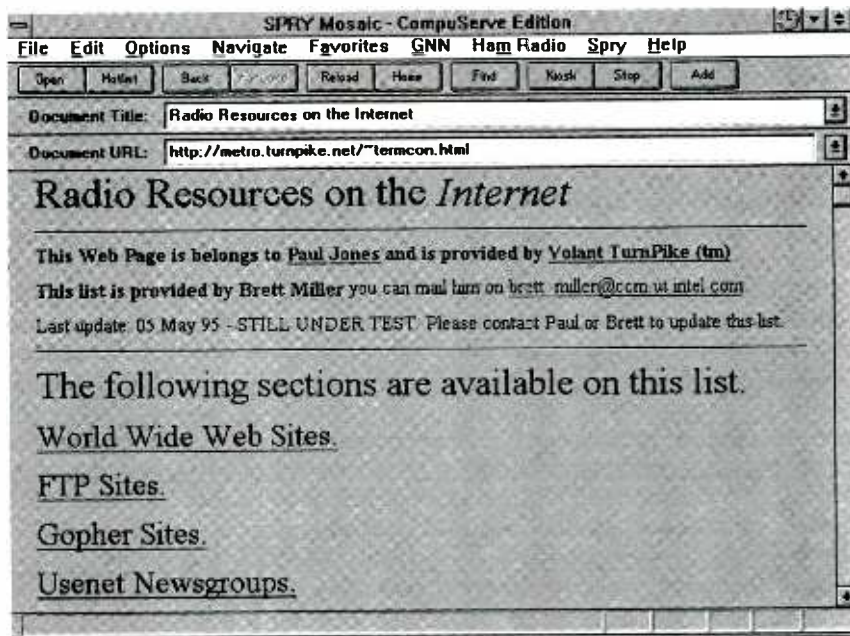


Fig. 3. A good starting point for Internet radio-hobbyist information is the Radio Resources on the Internet Web page. It lists many other Web sites, as well as FTP and Gopher sites, USENET newsgroups, and mail servers and lists.

an important but often overlooked receiver specification. It refers to the range between the set's internal noise level (or minimal acceptable signal level) and the "overload point," the signal level at which signal overloading begins to occur.

The dynamic-range spec is measured in dBs; most modern communications receivers have a dynamic range of 70 dB or more. A set with a 95- or 100-dB dynamic range is considered particularly good.

**Stability.** Receiver stability is rated in two ways: electrical stability and mechanical stability. Electrical stability indicates how well the radio's LO maintains a constant frequency without drifting off frequency. That figure indicates how much drift will occur, after initial warm-up, over time as the result of changes in the electrical properties of circuit components with temperature changes. Many modern radios have a frequency stability of about  $\pm 10$  ppm (parts-per-million) or greater.

Receiver mechanical stability is rarely stated specifically. But that characteristic refers to the ability of a receiver to maintain its frequency if you gently bump it, or if you apply light hand pressure to the case. In neither case should the reception frequency change significantly.

Both types of stability were more problematic in the past. Such developments as the use of PLLs, replacement of heat-producing vacuum tubes with cooler solid-state devices, and better mechanical construction, have reduced the problem considerably, even with inexpensive radios.

#### Noise Limiters and Blankers.

Reception often is marred by natural and man-made noise that masks the desired signal. Both noise limiters and blankers are devices that can be effective against certain types of noise, such as short-duration pulses like auto-ignition and lightning-burst noise, but might be ineffective against continuous static.

The automatic noise limiter (ANL) is the older and simpler circuit, one that merely clips off noise-pulse peaks, reducing them to more tolerable levels.



Using a low-noise amplified preselector helps you copy weak signals and reject out-of-band signals and images; a gain control and a built-in attenuator help minimize intermodulation effects.

A drawback to the ANL is that it also usually degrades the receiver's audio somewhat. An automatic noise blanker (ANB) is more complex; it silences the receiver during the noise pulse. The noise blanker often is adjustable whereas the noise limiter is normally an on/off device. The ANB usually doesn't degrade audio performance as much as a noise limiter.

A new noise-canceling technology, presently available as an add-on receiver accessory, is RF-based, unlike ANLs and ANBs, which work on audio. Installed at the antenna connector, the noise canceller "zeros out" locally generated noise. The signals from the main antenna and those from a noise antenna or probe are combined, with the noise antenna signal equal to, but 180-degrees out of phase with, the main signal. Panel controls let you adjust phase and magnitude of the local interference for deep cancellation. At least one device presently is available, the JPS Communications ANC-4 Antenna Noise Canceller.

#### Automatic Gain and Volume Controls.

Most communications receivers have some form of automatic gain control (AGC) or automatic volume control (AVC). Such circuitry is used to maintain the audio output level of the receiver at a fairly constant level over a wide range of signal strength by adjusting the gain of the set's RF and IF amplifier stages accordingly.

Most AGC and AVC circuits can be turned off to allow you to manually manipulate rapidly fading signals and maximize receiver sensitivity. Many advanced AGC and AVC circuits also feature user-selectable "attack speeds" with which you can fine-tune how quickly the circuits react to amplitude changes in the received signal. A fast AGC/AVC usually is best for SSB and CW signals while a slower speed is best for AM reception.

#### Beat-Frequency Oscillators and SSB Reception.

Your radio needs to have a BFO for reception of CW and SSB signals to supply a "replacement carrier" to make the signal intelligible; the BFO output is fed to the detector for further processing. Many receivers have a special circuit, a product detector, that combines BFO functions with a special detector for SSB.

Less expensive receivers typically have a continuously variable BFO you manipulate to yield the most intelligible SSB or CW reception. More upscale receivers use a fixed-frequency BFO hooked to the set's mode selector for optimum reception of CW, SSB, and RTTY signals. You usually don't need variable BFO tuning in the modern receiver, though some transceivers have an ultra-fine-tuning control known as "receiver incremental tuning" (RIT) to minutely adjust tuning for best audio, especially on SSB.

Many SWLs also find they can get better AM reception using the set's BFO in "exalted carrier selectable sideband" reception, or ECSSB. With ECSSB, which sometimes is a special option, the operator "zero beats" the AM signal to "exalt" the BFO carrier over the AM signal, and selects just one of the two sidebands, tuning it as though it were SSB. That minimizes selective fading on weak signals—another reason to purchase a set with a BFO.

A related technology advance is synchronous detection, a sort of automatic ECSSB reception that produces the same result. Special receiver circuitry produces an internal carrier to simplify SSB-like reception of AM signals.

### Signal-Strength Indicators.

Though not a "must," it's useful to have a front-panel S-meter, or signal-strength indicator. Those analog meters usually are calibrated in so-called "S-units" from 1 to 9, with signal strength above the S-9 level being indicated in increments of 20, 40, or 60 dB. Alternatively, some receivers have LED signal-strength indicators in the form of a vertical or horizontal bar graph; here, stronger signals illuminate more of the LED elements.

In practice, S-meter readings are relative indicators of signal strength. You should take the readings with the proverbial grain of salt; almost no two receivers will indicate the same reading on a given signal. Other than just being used as a casual indicator of band conditions and a rough indication of received signal strength, the greatest use for S-meters is in adjusting or visually "peaking" external RF accessories such as antenna tuners, preamplifiers, and preselectors for best performance.

**Memories, Frequency Storage, and Scanning.** Modern communications receivers also are digital devices that resemble miniature computers in many ways. For example, many include internal memories for storing frequencies and other operating parameters, much like the "memories" included in personal computers (PCs) and in consumer appliances such as telephones, TV sets, VCRs, digital clocks, and microwave ovens.

Frequency scanning isn't limited to VHF and UHF scanners. Today, many communications receivers have a scanning or bandscan function that lets you tune the radio continuously through the memories or the normal tuning circuitry until a signal is received. Frequency memories and scanning functions are very handy, because you can store your favorite frequencies and other reception parameters, and go to them simply by punching a button.

**Computer Interconnections and Receiver Control.** Equipping communications receivers with programmable memories was an early step in marrying the radio with the PC. Some radios, with their digital circuitry, now make it possible to effectively extend the set's front-panel controls to your computer's keyboard.

Some SWLs use "smart" computer

control of most receiver functions. Many radios have interfacing ports (usually RS-232 serial-based) that allow computer manipulation of most functions of receiver control and frequency storage using software and/or hardware. Management is through a graphic interface on the computer screen that is operated by a mouse or by the keyboard.

Such software programs provide full automation of all microprocessor-controlled receiver functions including frequency tuning, mode, band selection, scanning, sweeping, and memory. Tasks might encompass scanning of preprogrammed frequencies, scanning of frequencies from banks of preprogrammed frequencies, searching a user-selectable frequency range, automatic loading of frequencies from disk, and more.

Some control programs allow complete management of all radio functions that are addressed to the radio's microprocessor. That means that in some cases you can even perform functions that are not available through the front-panel controls.

Of course, you need a PC, appropriate software, and sometimes additional hardware and interfaces to do all that. You might wish to go slow with computer control at first, because its setup can complicate your enjoy-

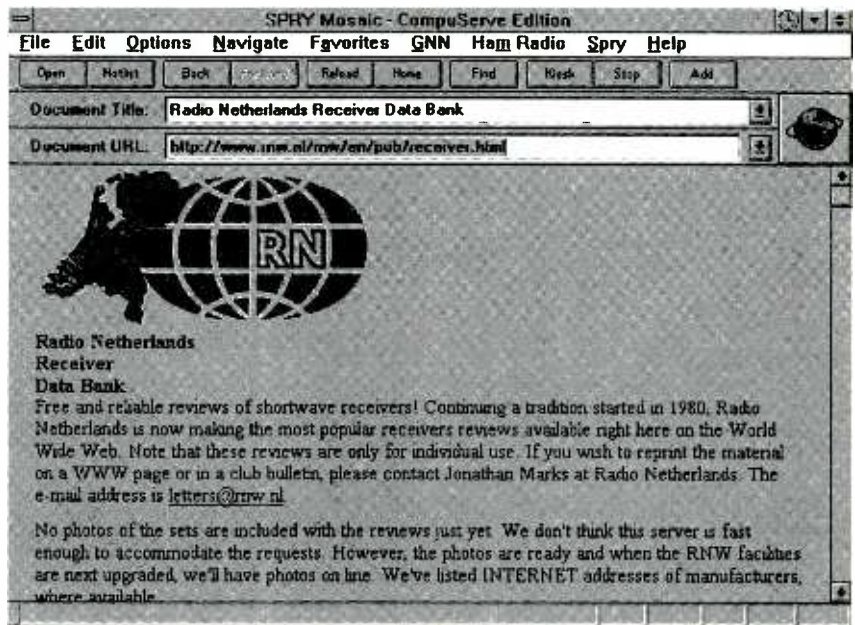


Fig. 4. In a cooperative arrangement with the World Radio TV Handbook (WRTH), Radio Netherlands offers an online compilation of numerous shortwave receiver reviews. The Web page also lists the Internet addresses of most receiver manufacturers.



## SUGGESTED READING

### Books and Booklets

Following are books of interest to the shortwave receiver information-seeker. These are primarily sources of receiver technical information, although some have pricing data.

*Buying a Used Shortwave Receiver* by Fred J. Osterman is a booklet for the SWL who's looking for a used solid-state (not vacuum-tube) set. The author discusses the relative merits of purchasing radios privately, at hamfests, or from radio stores. He also offers a receiver-performance checklist for radio evaluation at a flea market or hamfest. You'll find the table of prices and an overall rating score for 70 popular used receivers to be quite handy. The book is \$3.95 plus \$2 shipping from Universal Radio, Inc.

*Shortwave Receivers Past and Present*, also by Fred J. Osterman, is a 1993 "blue book." It's a 106-page directory of the vital statistics of more than 200 communications receivers, both tube-type and solid-state, marketed over the past 20 years. It provides specs and photos of most of the receivers. Also included is a chart showing the new and approximate used cost of each set. It's \$8.95 plus \$2 shipping and handling from Universal Radio, Inc.

Offered by the publishers of the authoritative shortwave reference book, the *World Radio TV Handbook (WRTH)*, the *WRTH Equipment Buyers Guide* presents test results on most modern receivers and features a handy price versus performance evaluation. Also included is a used-radio-equipment checklist. It's published by Billboard Publications, Inc. and is available for \$24.95 from radio booksellers including Radio Bookstore, Gilfer Shortwave, Universal Radio, and others.

*Communications Receivers, 3rd Edition*, by Raymond S. Moore, ex-K1DBR, is published by RSM Communications. Moore has amassed data on American-made, general-coverage communications receivers from 1932 to 1981. He covers RME, National, Hallicrafters, Hammarlund, Collins, and others; including variations on the 400 sets profiled, over 700 sets are covered. The 125-page book is \$19.95 plus \$2.50 shipping and handling.

The Tiare book, *BBS Radio: The National Directory of Radio Hobby Bulletin Board Services*, written by Mike Witkowski, lists in a simple computer-printout format several-hundred BBSs devoted to the radio-communications hobby. It includes BBSs of interest to radio amateurs, shortwave listeners (SWLs), and scanner buffs. The BBS listings show the board's name, area

code and telephone number. A location is also shown for most listings. It's \$9.95.

*A DXers Technical Guide*, now in its second edition, is a 120-page book published by the International Radio Club of America (IRCA). The guide answers questions on receiver and antenna theory and performance, receiver accessories, and radio modifications. Although the focus is on mediumwave, it's also of interest to SWLs. It's available from the IRCA Bookstore for \$6 to members, or \$8 to others.

*Passport to World Band Radio*. The 528-page, 1996 version of this complete annual shortwave guide by Lawrence Magne includes a "What to Listen With" section that offers information on how to choose a radio and includes test reports on over 100 portable, portatop, and tabletop receivers. The annual is published by IBS North America and is available at major radio booksellers. The editors also offer a series of in-depth *Radio Database International White Papers* that include reviews of selected premium receivers. Those are \$5.95 each, postpaid from Passport RDI White Papers; fax them for a list of available papers.

### Magazines and Newsletters

**Popular Electronics.** The column *Antique Radio*, published monthly in this magazine, is a great source of techniques for restoring vintage radios. Columnist Marc Ellis takes readers step by step through many such projects.

*Electric Radio*. Published by Barry R. Wiseman, N6CSW/0, the magazine is devoted to older, tube-type radio receivers and transmitters. Each issue explores vintage radio gear and the people who produced it. Issues also provide information on equipment modification and repair, and there is a large classified-ad section. Domestic subscriptions are \$28 by second-class mail and \$38 via first class; Canada and overseas subscriptions cost more, write for rates.

*Ham Trader Yellow Sheets*. This publication helps radio amateurs, scanner enthusiasts, and SWLs buy, sell, and trade their gear. The newsletter ads also serve as guideposts to current market prices and values. *HTYS* is published twice monthly. A one-year subscription is \$6.50.

*The Universal Radio Sales-Alert*. This is a sales newsletter, published every ten days or so by Universal Radio, that includes used equipment, demos, closeouts, and special sales. You can use it to help obtain pricing and availability information. ■

**Other Considerations.** We already discussed the main receiver specifications—the ones that directly affect performance—with which you should be most concerned. However, other nice-to-have but non-essential features and options can also play a part in selection. Those could include an RF attenuator, antenna trimmer, separate audio tone controls, frequency calibrator, audio squelch, crystal control, on/off timer, 24-hour clock, built-in programmable cassette recorder, and various other amenities. However, the presence or absence of such auxiliary features shouldn't override the basic, performance-related selection factors we already discussed.

Having absorbed all the technical details, specifications, and features, how do you make a reasoned selection? Notwithstanding real differences in specs between radios, the best radio is the one that is best for you, given your interests, experience level, and finances.

There are many considerations other than pure technical specs and features that might influence your choice. Those could include such considerations as portability, battery-power options, the ability to use an external antenna, and the type of signal reception to be emphasized (SSB, CW, AM, etc.), to name but a few.

If you're a beginner, consider a limited dollar investment in a simple portable receiver (but one that features direct frequency readout). If it turns out that all you're really interested in is receiving the strong international broadcasters, you probably won't have to look further. Also, if SWLing doesn't hold your interest, you'll still have a good radio for travel use in which you haven't made a big investment.

For an initial receiver, it's wise to limit your choice to a recent solid-state set. While there are values available in older, tube-type receivers, those classic radios represent obsolete technology and they can be difficult to restore to, and maintain in, good working order. They also often lack many 1990's amenities, which might sour you on your first SWL experience. It's probably best to save most such sets for collectors or for when you gain greater experience. Unlike tube sets, solid-state sets' performance deteriorates very little with time.

ment of the hobby considerably. However, if you can afford to do so, consider the purchase of a receiver

with built-in control capabilities or options that you can easily implement later as your experience increases.

**Buying a New Receiver.** Buying top-quality, brand-new gear at the start is great if you can afford to do so. You have the warranty backing of the dealer and manufacturer, and you know the specs the equipment should meet. If the radio doesn't measure up, you usually can return it. Buying new gear is usually safe.

Still, when placing your order, don't rely completely on the salesman and the ads for critical information. Check out the facts, query experienced friends, and consult reviews published in the shortwave radio books and magazines. Observe ordinary ordering precautions, as in buying any major item.

If you buy locally, you might pay more than if you shop nationally. Buying from the discount 800-number market is fine, and can get you the best "street price." Most mail-order vendors are reputable, though using a credit card to make the purchase adds protections for you. But check on post-sale service and other details—determine who will back the equipment just in case something goes wrong. Inquire about refund and exchange policies. There might be a restocking charge should you return your gear, although returns often are penalty-free for a short period after purchase.

You could also try hamfests, which are frequented by dealers and manufacturers; they're especially active at the larger events where they display their newest gear. That instant availability is great if you're in the market for a new radio because you easily can compare specifications and get a good, on-the-spot feel for competing equipment lines.

It's often possible to buy your radio at a substantial discount at a hamfest (the so-called "show price"), either directly from the manufacturer or from a dealer. At the very least, you'll save on shipping costs.

But as we said earlier, no matter where you shop, know what you're looking for. Know the facts and specifications, carefully assess the differences between competing equipment, and consider price. Equipment performance generally improves as price goes up but the improvement isn't always proportional.

Reference information on specs and pricing on shortwave receivers is

available from a variety of sources. If you'd like to find some books on the subject, see the "Suggested Reading" box. Also you might want to look at some of the classified-ad publications listed in the same box.

**Buying a Used Receiver.** Why would anyone buy a used shortwave receiver? The answer, of course, is the same as that for a used car: potential savings. As a rule, you might expect to save 25 to 40 percent off the "street price" of a current-model receiver. On older sets you should expect to save 50 to 60 percent, and frequently much more.

In some cases, used gear might actually provide better value for you than new gear. Depreciation takes its toll on radio gear as it does on anything else, so on older gear, cost decreases considerably. Actual prices depend on the condition of the equipment, sale terms, current demand, availability of the operating and service manuals, and other factors.

Most radios today are solid-state, and many hobbyists consider buying tube gear to be asking for grief, thinking such radios are best left to collectors. But some quality vacuum-tube-era equipment can still do a creditable job. For many listeners, there's magic in the old sets whose tube filaments glow brightly and warmly in the dark.

Some of the more well-known, older tube sets include radios by Drake, Collins, Hallicrafters, National Radio, Hammarlund, RME, and TMC. Some of the better ones are the R-390A, a military radio made by a variety of manufacturers; the Collins 75A-4, 51J-4, 51S-1, and 75S-3 series; National NC-303, NC-400, and HRO-60; Hallicrafters SX-73, SX-88, SX-101, and SX-115; Hammarlund



*The core activity of most hamfests is the radio flea market or swap meet area where amateurs and other radio hobbyists buy, sell, and swap equipment and parts.*

PRO-310 and SP-600 series; and TMC GPR-90 and GPR-91.

However, you must be especially critical of the condition of a tube set. Performance depends on the present condition of the set's tubes and other components, as well as the condition of mechanical devices—tuning gears, dial cords, bandswitches, and other difficult-to-replace components.

**Where to Shop.** Sources of used radios include radio-equipment dealer trade-ins, radio flea markets and hamfests, and private sales. In all cases, satisfaction depends largely on the integrity of the seller.

You might fare better buying your used receiver from a dealer, local or mail-order, who sells clean used gear that's been traded-in on new equipment. The dealer often offers a limited warranty and, in some cases, a return privilege, so you shouldn't be stuck with a lemon. Most of the dealers we mentioned as sources of new radio equipment also accept trade-ins and have good reputations among SWLs and radio amateurs.

Normally, a trade-in is at least checked over, and usually the radio is put into good working order. In some cases it's reconditioned to like-new condition. In any case, the condition should be clearly known and appropriately graded, even if subjectively (new, mint, excellent, good, fair, poor, etc.). Most dealers don't accept beat-up, modified, kit, or homebrew gear in trade. If they do, it's usually sold "as-is" for a low price.

Before dealing, check to see if the firm allows you to return unsatisfactory gear for a refund or credit. There normally is a specific time limit—say, 10 to





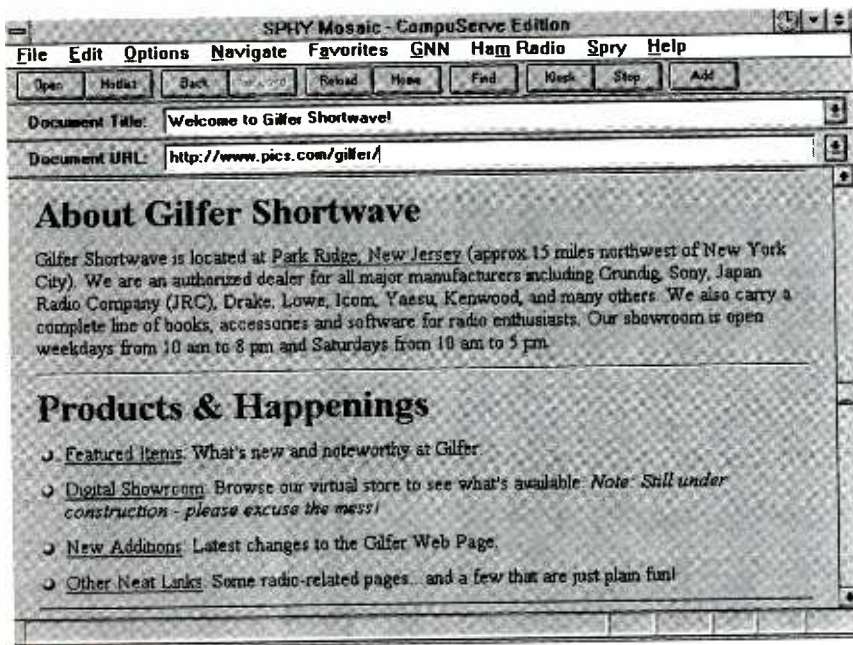


Fig. 5. One of the first shortwave dealers to offer a Web page was Gilfer Shortwave of Park Ridge, NJ. The Gilfer page offers several useful features, including the ability to browse their "virtual store" and the company's online catalog.

30 days—on a free-trial or return privilege, often up to 90 days for a trade-back on new gear. Check also to see who pays for repairs after the return period has expired, and for how long the warranty is valid.

Your local radio flea market or hamfest might be the place to find your receiver. You often can buy what you need to equip your listening post for as little as \$100 or \$200. Nevertheless, the watchword at radio swap meets and hamfests is *caveat emptor*—let the buyer beware! Flea markets can yield savings for the well-informed buyer, but there's little protection from bad deals, and there's no scarcity of junk at the typical meet. Bargains abound, but be skeptical, canny, and wary.

Most flea-market deals are on a no-refunds basis, so ascertain that what you buy is in good shape. You must rely on the integrity of the seller and your own judgment; there's no warranty and there's lots of risk. It's best to shop with specific equipment in mind and know the range of acceptable prices. Let's now look at some precautions you should take when buying a used receiver at such events.

### Used-Equipment Buying Tips.

Before you venture into the flea-market world, know what you want, and come armed with a detailed shop-

ping list. Here are some sound, radio flea-market guidelines:

- If you're a beginner, have a more experienced individual accompany you. The visit might prove frustrating without guidance.
- Arrive early: The best bargains often disappear in the first few hours of the first day. Everyone knows that, so the flea markets tend to be most crowded in the morning.
- Paying by check offers you some protections, but checks and credit cards are rarely accepted. In the cash-and-carry flea market, cash is obviously king—at least with private sellers.
- Check to see if the event sponsors have set up a test bench to check out used gear. Just in case, carry simple checkout tools yourself. A small screwdriver set, pair of pliers, knife, and pocket multimeter are helpful, as are batteries.
- Avoid buying equipment without an operating or service manual, unless you know how you can get one (see the article "Super Surplus Sources" in the February 1996 issue of **Popular Electronics** for more information).
- Ask the seller to demonstrate the item; thoroughly check and test equipment before taking it home.
- Try to buy expensive items "on approval," agreeing on a return pol-

icy. Obtain a receipt showing the seller's name, address, and telephone number—and the right to return it within a reasonable period if something proves wrong with it. But recognize that it's almost impossible to enforce such agreements.

- Bring a long AC power cord with you; that is especially important if the swap meet is outdoors. Scout out a nearby AC power source if there's no power at the seller's booth or table.

- Bring a pair of headphones and a 15- to 20-foot length of plastic insulated wire to use as a test antenna. That "cheater antenna" will be most useful if you solder a banana plug to one end and an alligator clip to the other end, to accommodate a variety of antenna connectors.

- Attach the antenna, plug in the headphones, and listen to the receiver. Even indoors, you should hear some signals. Tune in signals across the set's entire range, checking each band. Don't buy a receiver unless you can see and hear it operate!

- Testing a receiver should include examination of the radio's most important features to see that they work and respond properly. Those quick-and-dirty tests include checking the frequency display to see that all display indicators, including the S-meter and all LED segments, work properly. Listen to the radio's audio for hum.

- Closely inspect the radio. Open it to check for damage, rust, burn marks, corrosion, missing parts, mustiness, and butchered internals. Feel and listen to the equipment's controls, especially dial indicators, gain controls, and bandswitches, checking for smoothness of operation. Note the condition of the power cord. Give kits a particularly close internal look for construction and soldering quality.

**Private Sales.** Another source of used shortwave receivers is other hobbyists. Sometimes you'll see such sets at auctions, estate sales, and yard sales, or in classified ads in newspapers, trader sheets, and radio magazines. There are, of course, advantages and disadvantages associated with private sales. Much of what we said about hamfests and swap meets also applies here. Buying from local amateurs and SWLs known to you often is preferred, because it's less likely that a friend or a member of

## NAMES AND NUMBERS

### Amateur Electronic Supply

5710 W. Good Hope Road  
Milwaukee, WI 53223  
Tel. 800-558-0411

### Amateur Radio Trader

P.O. Box 3729  
Crossville, TN 38557  
Tel. 800-774-2623

### American Radio Relay League

225 Main St.  
Newington, CT 06111-1494  
Tel. 203-594-0200

### Ardco Electronics

P.O. Box 95  
Berwyn, IL 60402

### Associated Radio

8012 Conser  
Box 4327  
Overland Park, KS 66204  
Tel. 913-381-5900

### Barry Electronics Corp.

540 Broadway  
New York, NY 10012  
Tel. 800-990-2929

### Billboard Publications, Inc.

1515 Broadway  
New York, NY 10036  
Tel. 212-764-7300

### C. Crane Company

558-10th St.  
Fortuna, CA 95540-2350  
Tel. 800-522-8863

### CRB Research Books, Inc.

P.O. Box 56  
Commack, NY 11725  
Tel. 800-656-0056

### Cardwell Condenser Corporation

80 East Montauk Highway  
Lindenhurst, NY 11757  
Tel. 516-957-7200

### Electric Radio

P.O. Box 57  
Hesperus, CO 81326  
Tel. 303-247-4935

### Electronic Distributors Co. (EDCO)

325 Mill St., N.E.  
Vienna, VA 22180  
Tel. 703-938-8105

### Electronic Equipment Bank (EEB)

323 Mill St., N.E.  
Vienna, VA 22180  
Tel. 800-368-3270

### Grove Enterprises, Inc.

P.O. Box 98  
Brasstown, NC 28902-0098  
Tel. 800-438-8155

### Ham Radio Outlet

933 N. Euclid St.  
Anaheim, CA 92801  
Tel. 800-854-6046

### The Ham Station

P.O. Box 6522  
Evansville, IN 47719-0522  
Tel. 800-729-4373

### Ham Trader Yellow Sheets (HTYS)

P.O. Box 2057  
Glen Ellyn, IL 60138  
Tel. 708-690-6230

### Hi-Manuals

P.O. Box 802  
Council Bluffs, IA 51502

### IBS North America/Passport RDI White Papers

Box 300  
Penn's Park, PA 18943  
Tel. 215-794-8252  
Fax: 215-794-3396

### International Radio Club of America (IRCA)

P.O. Box 1831  
Perris, CA 92572-1831

### IRCA Bookstore

Attn: Phil Bytheway  
9705 Mary N. W.  
Seattle, WA 98117-2334

### JPS Communications, Inc.

P.O. Box 97757  
Raleigh, NC 27624-7757  
Tel. 800-533-3819

### Lentini Communications, Inc.

21 Garfield St.  
Newington, CT 06111  
Tel. 800-666-0908

### The Manual Man

P. A. "Pete" Markavage  
27 Walling St.  
Sayreville, NJ 08872

Tel. 908-238-8964

### Musty Manuals

645 Wheeling Rd.  
Wheeling, IL 60090  
Tel. 708-634-6467

### National Radio Company

229 Marginal St.  
Chelsea, MA 02150  
Tel. 617-884-8100

### Nuts and Volts Magazine

430 Princeland Ct.  
Corona, CA 91719  
Tel. 800-783-4624

### Puett Electronics

P.O. Box 28572  
Dallas, TX 75228  
Tel. 214-321-0927

### RSM Communications

P.O. Box 1046  
Key Largo, FL 33037-1046  
Tel. 305-853-0379

### Radio Bookstore

P.O. Box 209  
Rindge, NH 03461-0209  
Tel. 800-457-7373

### Radio Nederland Wereldomroep (Radio Holland)

P.O. Box 222  
1200 JG Hilversum  
The Netherlands

### Tiare Publications

P.O. Box 493  
Lake Geneva, WI 53147  
Tel. 800-420-0579

### Universal Radio, Inc.

6830 Americana Pkwy.  
Reynoldsburg, OH 43068-4113  
Tel. 800-431-3939

### W7FG Vintage Manuals

3300 Wayside Drive  
Bartlesville, OK 74006  
Tel. 918-333-7893

### Western Nebraska Electronics

Box 1  
Potter, NE 69156  
Tel. 308-879-4552

your own radio club would short-change you.

In a private sale, you'll normally pay less for the receiver than if you bought it from a dealer. On the other hand, you're strictly on your own; you must rely on the seller's word as to the set's condition and performance as there is no warranty that can be easily enforced.

**Online Help.** Whether you buy a new or a used radio, today you can go online to gather information to help you make your choice. You can use local bulletin-board systems (BBSs), several features of the Internet, and other online vehicles including communications utility services such as America Online and CompuServe. Let's now take a moment to examine those options:

**Bulletin-Board Systems:** BBSs can be excellent sources of information for SWLs, amateur-radio operators, scanner buffs, and other radio hobbyists. Besides thousands of programs, data files, and shortwave-broadcast schedules available to download, some hobbyist BBSs have text files with tips on buying new and used receivers as well as reviews of new equipment. Some boards also have online classified ads.

Just a few of the dozens of BBSs of interest to SWLs are the Grove System BBS at 704-837-7081; Radio Hobby Online BBS at 708-238-1901; Radio Sport BBS at 619-279-3921; Shortwave Network at 701-746-4814; SWL BBS at 718-761-5727; and the American Radio Relay League (ARRL) BBS at 203-594-0306.

**World-Wide Web Sites:** Recently, the hot place to be on the Internet has been the World-Wide Web. As a graphical system that simplifies navigating the Net, the Web has become an organizing system that makes it easy to find information. You can use a Web browser to access hypertext links, which are something like Windows help files. When you select a hypertext link by clicking on highlighted words or buttons, you can jump to another place in the same location or to another computer to browse that topic or information.

One of the beauties of Web browsing is that once you've located a few initial pages of interest, you'll find links  
*(Continued on page 75)*



BY WILLIAM R. HOFFMAN

# Design your own Bass-Reflex SPEAKERS

*Use this simple program to design your own great-sounding vented-enclosure speakers.*

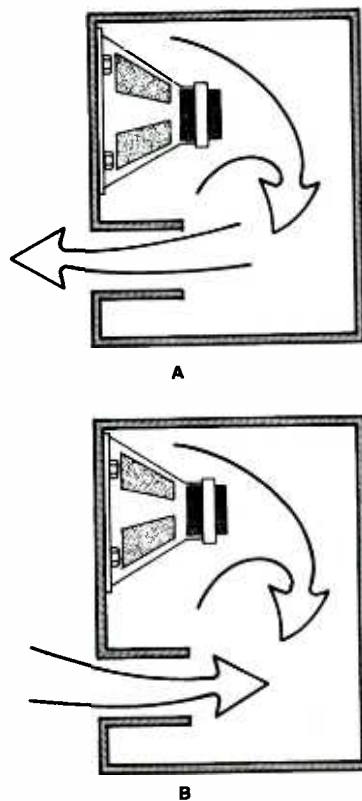
These days, loudspeaker systems come in all kinds of shapes and sizes. Designs based upon half-a-dozen different operating principles are available from various manufacturers and sold in retail outlets all across the country and the world. Of all those, the two most commonly seen types are the simple, sealed "acoustic-suspension" box, and the vented or ported "bass-reflex" enclosure; both types use very conventional cone- and magnet-type drivers to generate the sound. For those interested in designing and building their own loudspeaker systems, those two particular types are also the ones that have the most design data available about them. Also, they are by far the easiest to build; the builder can almost be certain of getting good results from either type.

Speaking about design data, even with simpler loudspeaker designs, it is not too hard to get bogged down in a lot of math. Fortunately, thanks to the work of several engineers, both here in America and in Australia, things have become a lot simpler for the basic speaker builder. With only a few bits of information about our selected loudspeaker drivers, information that's usually available from just about any loudspeaker source (including Radio Shack, for instance), and the PC-based software programs described here and elsewhere, we can easily and quickly design a complete loudspeaker system using either of those two basic enclosure types.

Those who are regular readers might remember "Design Your Own Loudspeakers" (**Popular Electronics**, February 1994), which gave us the first three of a series of programs by the author for designing loudspeaker systems. In that first installment, we had design programs, written in the BASIC computer language, that gave us all the proper parameters to design the easiest of all speaker types: the sealed-box speaker system. In a second work, "Designing Loudspeaker Crossovers" (**Popular Electronics**, July 1995) the author provided five more BASIC programs for finishing our speaker designs. Now, in this installment, we will go back and have another look at enclosure design: This time, however, we'll direct our efforts

toward the vented or bass-reflex system.

But before we get too far into that, we first need to review some basics about speaker systems.



*Fig. 1. Here's how the vent works in a bass-reflex speaker. The situation above the resonance frequency is shown in A, while B shows the situation below resonance.*

**How Does The Speaker/Enclosure System Work?** Before learning about the operation and design of a vented-box speaker system, let's back-track for a moment and review something of what we learned about the sealed, acoustic-suspension box system.

Because quite a bit of information about the sealed-box design was originally given in the first installment of this series, we need not repeat most of it here. But to summarize, the closed-box system uses a volume of air trapped in a sealed box behind the bass driver to mechanically create a springy "compression load" on it, and thereby raise its acoustic "Q" value so that it has the desired frequency response down to its low-frequency cutoff point. As we learned, the bass-cutoff frequency and the flatness of the system's bass response were determined by two factors: (1) the physical parameters designed into the driver, and (2) the amount of air loading on the driver.

What made that original design work so simple and easy was the research originally done by three engineers: J. E. Bensen, A. N. Thiele, and R. H. Small, all Australians. Those men took the literally hundreds of physical parameters that can be used to describe the operation of a cone driver, and from them synthesized a few numerical quantities that could be used in creating a complete system design. Those quantities, commonly called

the "Thiele Parameters" (or sometimes "Thiele/Small parameters", abbreviated "T/S"), were the ones used in creating the original program to design a sealed-box system. However, same Thiele parameters can just as easily be used to design a vented-box enclosure.

**How the Vented-Box Speaker Works.**

A cutaway view of a driver in an enclosure, with a port or vent added to the enclosure just below the driver, is shown in Fig. 1. That vent is designed to allow free passage of air from the inside of the enclosure to the outside. Figure 1A illustrates what happens when all frequencies are above or below the resonant point of the vent-enclosure combination. As shown there, the sound pressure from the back side of the driver is radiated into the enclosure, and then out of the port without any restrictions. Actually, at frequencies above the bass range, very little sound might come out of the port due to the typical addition of absorptive material in the enclosure, as well as the fact that the vent is not directed at the back of the driver itself.

Now, let's see what happens when the driver is generating sound at the resonant frequency of the enclosure and vent; that is the situation illustrated in Fig. 1B. In that situation, the flow of acoustic energy through the vent is in opposition to that from the back of the driver. In other words, as the driver cone moves backward into the enclosure, the direction of air motion through the vent is also inward into the enclosure, creating an increase in air pressure loading behind the driver. The reverse also happens when the driver cone moves forward, or out of the enclosure. It is that back pressure that provides the acoustical loading required by the driver, just as the trapped volume of air in the sealed cabinet did for a system using that particular design. Also, the sound radiated by the vent at the tuned frequency is now in phase with that from the driver's front, augmenting the driver's bass output. That last point is one very much in favor of the vented system when it comes to bass-frequency reproduction. More about that in a moment.

**The Role of Q.** Before we look a little closer at the concept of driver load-

ing, let's talk about something called Q: what it is, and what it means to us when we are doing our design work here.

Any cone-type loudspeaker driver operating in free air (without some kind of baffle around it) is usually going to be very over-damped. That is to say, that it will have very weak, or rolled-off, bass response. That is due to the lack of loading on the driver by the air around it. Using the term Q as it is used in electrical-circuit theory, we would say that at the driver's bass-resonance frequency, it has very low Q, or has a Q of less than 1. (The typical Q values for good drivers are around 0.2 to 0.6, or so.) Then, after we put the driver in some sort of enclosure, and measure its acoustic output, we will find, again by our electrical definition of Q, that it is much higher; usually somewhere between 0.6 and 1.2. If we then go back and do an analysis of our box, we find that it has the effect on the driver of being very high Q (much greater than 1) at the driver's bass-resonance frequency. It is the successful combining of the driver's Q, and the enclosure's Q in just the right way that will give us a speaker system with flat, extended bass response.

Let's next look at Fig. 2, which is a graph that illustrates what we just discussed. First, notice the dashed lines labeled Q = 0.2, Q = 0.4, and Q = 0.6.

Those are the frequency responses of a driver having the specified Q values and with no loading of any kind applied. As previously indicated, notice the rolled-down bass response being the worst on the driver with the lowest Q value.

Now, notice the dotted-line curves showing a peaked response in the upper part of the graph. Those curves are labeled Q = 2, Q = 4, and Q = 6. Those curves show the effect of an enclosure/vent combination tuned to the resonance frequency indicated by the dashed vertical line on the graph, which corresponds to the bass-resonance frequency of the driver. Now, as we have said, when the correct value of driver Q and bass-resonance frequency are mated with a particular value of enclosure-resonance Q and tuning frequency, the result will be the flat and extended bass response curve shown as **A** in the graph, which is just what we want.

**Design Differences.** Are sealed-box and vented-box systems exactly alike in their performance? The answer is no. So let's take a quick look at those differences, some of which might be important to us.

To begin with, the vented-box system is "double tuned:" first by the cone-mass/suspension-stiffness of the driver, and the second by the com-

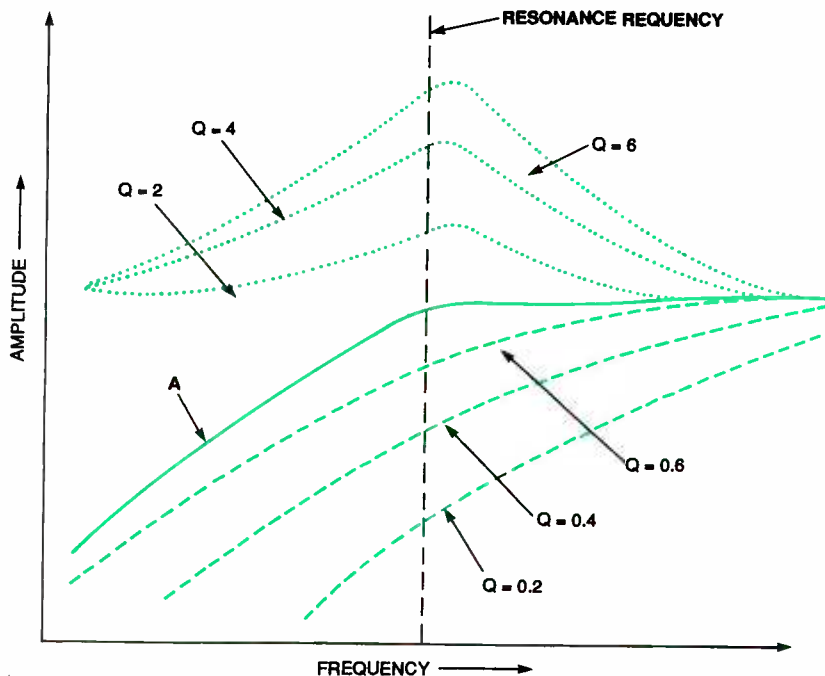


Fig. 2. The combination of driver resonance (dashed lines) and cabinet resonance (dotted lines) combines to produce a smooth response curve.



pliance of the air in the enclosure resonating with the mass of the air in the vent. Now the important thing to remember here is that the driver's resonant effects creates a 12-dB-per-octave bass-response falloff below the system resonance, while the enclosure-air-compliance/vent-air-mass creates a second 12-dB-per-octave rolloff. Now the two together will, being additive, give us a very fast 24-dB-per-octave rolloff. That means that the vented system has little output below its system-resonance frequency.

By contrast, the sealed-box system, which is only "single tuned," has only the bass driver's cone-mass/enclosure-air-compliance resonance to cause a low-frequency rolloff. Therefore, its response will be going down at a rate of only 12-dB-per-octave, half that of the vented system. That also means that the system will still have some usable response extending well below the system's cutoff. In a subwoofer system, that slower rolloff and extended bass can be very useful in getting the most out of a good bass driver.

One more point to consider is the excursions that the cone of the bass driver has to undergo to generate bass output. (The cone excursions are the distance the cone moves in and out when generating sound.) Figure 3 shows a comparison of the cone excursion requirements of a vented-box system and a sealed-box system.

Note that below the system's bass-resonance-frequency cutoff point the cone excursions of a sealed-box driver increase rapidly. Of course, such long excursions are what a bass driver has trouble doing. The result is an inevitable large increase in distortion generated by the speaker—harmonic-distortion figures of 5% to 20% are common at high sound levels.

Now, by comparison, we can see that the cone excursions of a bass driver in a well-designed vented system are not only much lower overall, but actually decrease at the system's resonance frequency. Needless to say, the bass harmonic distortion of the driver also drops dramatically as well, which is obviously a very good thing. At the tuning frequency of a vented system, bass distortion can be as low as only 0.5 to 1 percent.

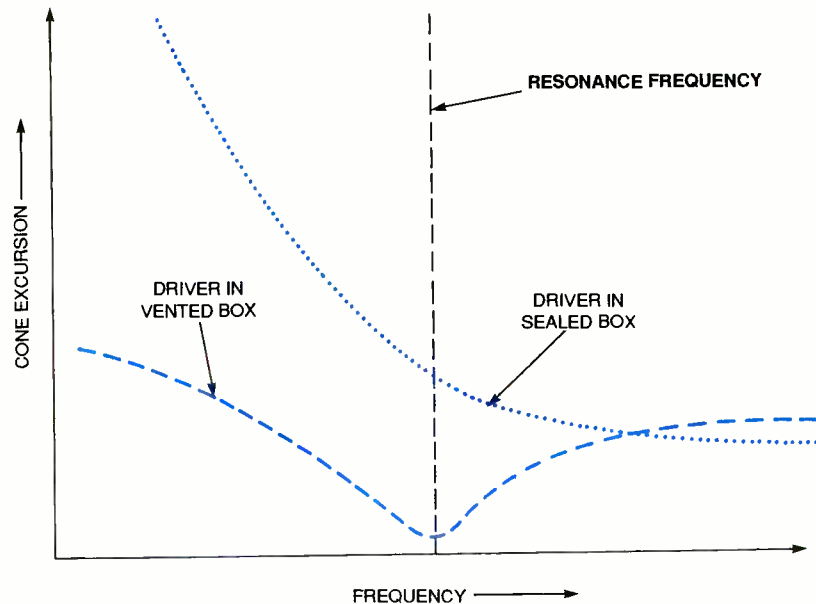


Fig. 3. At lower frequencies, the cone excursion is significantly lower in a vented-box (bass-reflex) system.

work of Thiele and Small went a long way toward making speaker-system design very simple and straightforward, another engineer, an American by the name of D. B. Keele, Jr., then working for a company called ElectroVoice, was able to refine those equations even further, down to just three to be exact; with his kind permis-

sion, those are the equations we are going to use in the PC design program we will discuss shortly. But before we can start, we first need to define the T/S parameters that we are going to be using in Keele's three equations.

The first of those T/S parameters is  $f_c$ , which is the driver's free-air bass-resonance frequency, in Hz. The second

TABLE 1  
THIELE ALIGNMENTS CHART

#	TYPE	RIPPLE	$f_3/f_c$	$f_3/f_b$	$C_{as}/C_{ab}$	Driver $Q_{ts}$
1	QB3	—	2.68	1.34	10.48	.180
2	QB3	—	2.28	1.32	7.48	.209
3	QB3	—	1.77	1.25	7.48	.259
4	QB3	—	1.45	1.18	2.95	.303
5	B4	—	1.000	1.414	1.414	.383
6	C4	—	0.867	0.935	1.055	.415
7	C4	0.2dB	0.729	0.879	0.729	.466
8	C4	0.9dB	0.641	0.847	0.559	.518
9	C4	1.8dB	0.600	0.835	0.485	.557
10	B5*	—	1.000	1.000	1.000	.447
11	C5*	—	0.852	0.934	0.583	.545
12	C5*	.25dB	0.724	0.889	0.273	.810
13	C5*	0.5dB	0.704	0.882	0.227	.924
14	C5*	1.0dB	0.695	0.877	0.191	1.102
15	B6*	—	1.000	1.000	2.73	.299
16	C6*	—	0.850	0.868	2.33	.317
17	C6*	—	0.698	0.750	1.81	.348
18	C6*	—	0.620	0.698	1.51	.371
19	C6*	0.1dB	0.554	0.659	1.25	.399
20	B6*	—	1.000	1.000	1.000	.408
21	C6*	—	0.844	0.954	0.722	.431
22	C6*	—	0.677	0.917	0.500	.461
23	C6*	—	0.592	0.902	0.414	.484
24	C6*	0.1dB	0.520	0.890	0.353	.513
25	C6*	0.6dB	0.404	0.876	0.276	.616
26	B6*	—	1.000	1.000	0.732	.518
27	C6*	0.6dB	0.778	0.911	0.110	1.503
28	QB3*	—	0.952	0.980	1.89	.328

\*These alignments require an additional electronic equalization circuit.

**Some Numbers.** While the original

parameter is  $Q_{ts}$ , which is the driver's total free air  $Q$  value and is derived from its mechanical and electrical characteristics. It is specified just as a simple number, usually between 0.2 and 0.5 (at least for the drivers we are interested in here). And finally we have " $V_{as}$ ", which is a volume of air that will have the same compliance (or "springiness") as the driver's cone suspension. For our purposes, that volume of air is specified in units of cubic feet. As we mentioned back at the beginning, those three parameters are usually readily available from most driver manufacturers and distributors, simplifying our design process considerably.

Now let's look at Table 1. The information provided there is a summary taken from the important parts of a table generated by Thiele in his original work. The "alignments," as they are referred to, numbered in the left-most column as 1 through 28, are the so-called "classical" Thiele alignments. Each line here, taken for a particular value of driver  $Q_{ts}$  (listed in the right-most column), gives the relationships between several parameters that are important in getting our design right and in providing the most extended and flattest bass response possible. For instance, the fourth column gives the ratio between the system's  $-3$ -dB point (the frequency at which response is down 3 dB), designated  $f_3$ , and the free-air resonance frequency ( $f_s$ ) of the driver. The fifth column gives the ratio of the  $f_3$  value to the frequency the box is tuned to ( $f_b$ ). The sixth column is the ratio of the compliance of the driver's cone suspension ( $C_{as}$ ) to the compliance of the air volume in the box ( $C_{ab}$ ) if the box were sealed. All those are very important factors.

But what about the second and third columns? What are they telling us?

The information in those columns is very interesting, and leads us into the very heart of the work done here by Bensen, Thiele, Small, and others. What those men did is to look at the bass response of a loudspeaker system, which has a high-pass function just like an electrical filter, and analyze it in terms of electrical filters and filter theory. Specifically what they did was use mathematical coefficients determined by two mathematicians, one

**LISTING 1**

```

100 PRINT:PRINT:PRINT:PRINT:PRINT
110 PRINT"          LOW FREQUENCY VENTED BOX LOUDSPEAKER"
112 PRINT:PRINT
120 PRINT"          DESIGN PROGRAM."
125 PRINT:PRINT:PRINT
130 PRINT"          by"
135 PRINT
140 PRINT"          WILLIAM R. HOFFMAN"
145 PRINT:PRINT:PRINT
150 INPUT"          What is the drivers bass resonance frequency";A
155 PRINT
160 INPUT"          What is the drivers total Q (Qts) value";B
161 IF B>5.000000E-01 THEN 162 ELSE 166
162 PRINT
163 PRINT"          WARNING! This program will not be accurate with this"
164 PRINT"          Q value. Start again."
165 GOTO 145
166 PRINT
170 PRINT"          What is the drivers volume equivalent air compliance"
175 INPUT"          value (Vas) in cu. ft. ";C
180 PRINT
200 LET OV=15*C*(B^2.869999)
270 PRINT
300 LET BV=OV
310 LET F3=(2.599999E-01*A)/(B^1.399999)
320 LET FB=(4.199999E-01*A)/(B^8.999999E-01)
330 LET RI=20*LOG(2.599999*B*((C/BV)^3.499999E-01))
550 PRINT:PRINT
560 PRINT"          For a driver with a free air resoance of A"HZ. and"
570 PRINT"          a Qts of B" and a Vas of C", the calculated values"
580 PRINT"          are as follows:"
600 PRINT
610 PRINT"          BOX VOLUME IS:"BV"CU. FT."
620 PRINT
630 PRINT"          FREQUENCY THE SYSTEM IS -3dB AT:"F3"HZ."
640 PRINT
650 PRINT"          TUNING FREQUENCY OF THE BOX:"FB"HZ."
660 PRINT
670 PRINT"          THE RIPPLE IN THE PASS-BAND IS"RI"dB."
680 PRINT
700 PRINT"          Do you wish to calculate enclosure dimensions for"
710 INPUT"          the system? (1=Yes, 2=No) and Enter=";D
720 ON D GOTO 750, 795
750 LET X=BV^(1/3)*12
760 LET Y=X*6.200000E-01
770 LET Z=X*1.620000
780 PRINT
785 PRINT"          These are the INSIDE dimensions of a box of"
786 PRINT"          "BV"cu. ft."
787 PRINT
788 PRINT"          HEIGHT = "Z" inches."
789 PRINT"          WIDTH = "Y" inches."
790 PRINT"          DEPTH = "X" inches."
795 PRINT
800 PRINT"          Do you wish to calculate the dimensions of the"
805 INPUT"          required duct? (1-Yes, 2=No) and Enter=";E
806 ON E GOTO 810, 990
810 PRINT
815 PRINT"          Choose any duct diameter you wish to use between"
820 INPUT"          1 inch and 6 inches, and Enter =" ;DI
825 LET DA=(DI/2)^2*3.145900
830 LET DL=((2691*DA)/(BV*(FB^2)))-(8.799999E-01*SQR(DA))
835 PRINT
840 PRINT"          For a duct"DI" in. in diameter, the required length"
845 PRINT"          is"DL" inches."
850 PRINT
855 PRINT"          Do you wish to try another duct diameter value?"
860 INPUT"          (1=Yes, 2=No) and Enter=";F
865 ON F GOTO 810, 990
990 PRINT
991 INPUT"          Do you wish to continue? (1=Yes, 2=No) and Enter=";Z
995 ON Z GOTO 145, 999
999 END

```

named Butterworth, (the "B" reference in Column 2) and the other Chebyshev (the "C" reference in the

same column) to describe a loudspeaker's measured bass response. That system of analysis by electrical



theory then allows us to synthesize a large number of ordered arrangements of the parameters of our speaker driver and enclosure, set in an exact mathematical form, and from that to predict just what the speaker system we design here on paper will actually do when we really build it. Just how we "align" each of the values of driver free-air resonance frequency, box-tuning frequency, box-air volume, etc. is spelled out, as we have seen, in the fourth through sixth columns of the table, and they are unique for each value of driver  $Q_{ts}$ . Also, as in all electrical filters, the response is not always completely flat in the operating frequency range of the system. That is, there is sometimes seen a small amount of "ripple," or unevenness in the system's response curve. Where a particular alignment has this effect, (only some of them do), it is so specified in the table's third column as some decibel value. As long as the value is less than 1 dB or so, its effects will be subjectively unnoticeable.

It is important to note that not all those Thiele alignments would be easy for us to implement. In fact, some (those with an asterisk, for instance) would require additional electronic equalization in our amplifier to assist the design of our system in getting flat bass response. Also, alignments 1 and 2 can only be made workable with a driver with very unusual characteristics. So those will not be dealt with here. Instead we will concentrate on the alignments numbered 3 through 8, which are easy to use, and therefore will be implemented by our computer program.

**The Design Program.** Listing 1 is our complete vented-box design program, VBDES-1.BAS, written in a generic version of BASIC; it will run as is under either GWBASIC or BASICA.

Entering the program in to your system is easily done—it's just like typing a letter to someone. Just open your BASIC interpreter program, and type it in, line by line, including all spacing, punctuation, etc. Once it is in, and saved to the same disk location as your BASIC interpreter, go back and double check it. But even if you happen to make a mistake and leave an error in your listing, once you start to use the program you will likely get a

**TABLE 2—DRIVER  
LOW-FREQUENCY LIMITS**

Size (Inches)	Limit (Hz)
4-5	80-90
6-7	50-70
3-10	30-45
12-15	20-35

line number and "run error" message. Because you will then know which line the error occurred in, it will be very easy to go back and make any corrections necessary.

Once the program is loaded, running it is done by using either the command GWBASIC VBDES-1.BAS (if you are using GWBASIC) or BASICA VBDES-2.BAS (if you are using BASICA). After the opening screen appears, you will be asked for, in order, the three Thiele parameters defined above. Note that for this program to be successful in creating your vented-box design, the  $V_{as}$  value must be no high-

**TABLE 3—SUGGESTED DRIVER USE**

Parameter	Sealed Box	Vented Box
Sensitivity	<92 dB/W/M	>92 dB/W/M
$Q_{ts}$	>0.4	<0.4
$f_s/Q_{es}$	<50	>50

er than 0.5. If you happen to enter one higher than that, the program comes back and tells you to start again.

Once the Thiele parameters are entered and accepted, the program will automatically calculate and display on your screen four pieces of necessary information: (1) the optimum box volume, in cubic feet; (2) the frequency at which the system's output will have fallen by -3 dB (the point below which the speakers response will start to fall off very rapidly); (3) the frequency the box needs to be tuned to; and finally, (4) the amount of ripple in the pass band of the speaker, in dB. Once that is done, the program asks you if you want it to design the enclosure for you. If you answer yes, it will calculate a set of *inside* dimensions for a box of the required volume and with dimensions that are staggered so that they will minimize the buildup of standing waves in the box. Following that, the program asks if you want it to design a duct that will tune the box to the required resonant frequency. If you answer yes, enter a value for the

diameter of the duct (usually a piece of pipe or cardboard tubing) you want to use. The program will then calculate the length of the duct of that diameter that will properly tune the cabinet to the required frequency. Do not try to use a diameter less than 1 inch. Because even a 1-inch diameter duct might have trouble with whistles or swooshing noises in some cabinets, especially if the bass driver is a large one, always calculate several different vent diameters, and use the largest-diameter vent possible. In most cases the depth of the vent will be the limiting factor; select one that your box can accommodate conveniently.

**Some Things to Remember.** To help make sure our design work creates a successful speaker system, here are some guidelines we need to follow:

Despite some really wild advertise-

ments to the contrary, a bass driver of given cone size has a lower effective frequency limit. By the laws of physics, which dictate that for every halving of the frequency, the driver's cone excursions must increase by four times their previous value to maintain the same sound-output level, it's easy to see that a small speaker cone, which must move quite far to generate even a small amount of bass, will quickly run out of output capability, even with the help of the vent. So based on that knowledge, we should respect the suggested low-frequency limits shown in Table 2 for any given driver size. Specifically, if in using our design program above, we calculate that the speakers' -3-dB frequency is lower than the suggested low frequency limits shown in Table 2 for the size of our driver, we should be very cautious about trying that particular system design.

Second, not all drivers are good for a vented enclosure (or for a sealed box, for that matter). Table 3 gives us three guidelines to help us select what

(Continued on page 75)

# Think Tank

## Another Winner!

BY JOHN J. YACONO  
TECHNICAL EDITOR  
WINDOWS MAGAZINE

Last month I promised to continue the tutorial on capacitors, but I'm afraid I can't deliver. I, like everyone around me, got a really, really bad case of the flu. (I haven't been to a doctor even once in over 25 years for that kind of thing, but this time I visited the doctor twice!) I'm getting better now, but must dispense with the tutorial to get this column finished on time. Next month I *promise* we'll pick up where we left off!

This time around we'll be looking at circuits from one prolific contributor: Nick Cinquino. Because he's contributed enough (actually, more than enough) quality circuits to fill out a column, he wins a kit and a 1967, individually packaged, MCL1010 chip in addition to the usual book. Congratulations Nick, and thank you for your work.

### 3, 2, 1, IGNITION

John, I'm too old to be flying model rockets, but my son isn't. Therefore, I built this rocket-engine igniter (see Fig. 1) so that, uh, we could fly model rockets.

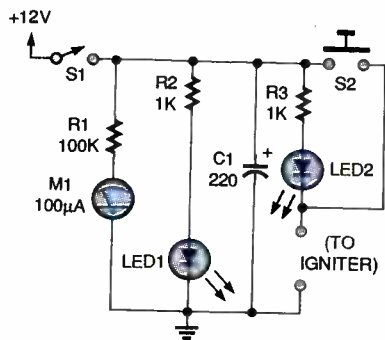


Fig. 1. This simple rocket-engine igniter requires a 12-volt DC source; try using a battery pack of eight AA cells in series.

The circuit requires a 12-volt DC source. A battery pack of eight AA cells in series will work fine. The whole circuit plus battery pack fits in a medium-size project enclosure from Radio Shack. I use a fancy key switch for S1, which turns on the circuit.

Meter M1 gives you an indication of battery voltage; change the batteries when you see a noticeable drop in current. The circuit contains two LEDs: LED1 reminds you that the circuit is powered up, and LED2 lets you know you have continuity through the igniter and are ready to fly. Capacitor C1 gives igniters that extra kick-in-the-pants they occasionally need. If you have a higher-value capacitor in your junk box, rated for 16 WVDC or better, use it! Pushing the momentary push-button switch (S2) sends the rocket on its way. Use a nice, big red switch for

that. And lastly, the igniter leads are connected to the plugs marked "igniter."

—Nick Cinquino, Schaumburg, IL

*You're never too old for fun, or creativity for that matter! I don't have any experience with rockets, but I wonder how well two 9-volt batteries in series would perform as the power supply? They seem to last pretty long for high current drains and a pair of them is a little cheaper and smaller than eight AA cells. The voltage rating on C1 would have to be raised, though, prior to such an experiment.*

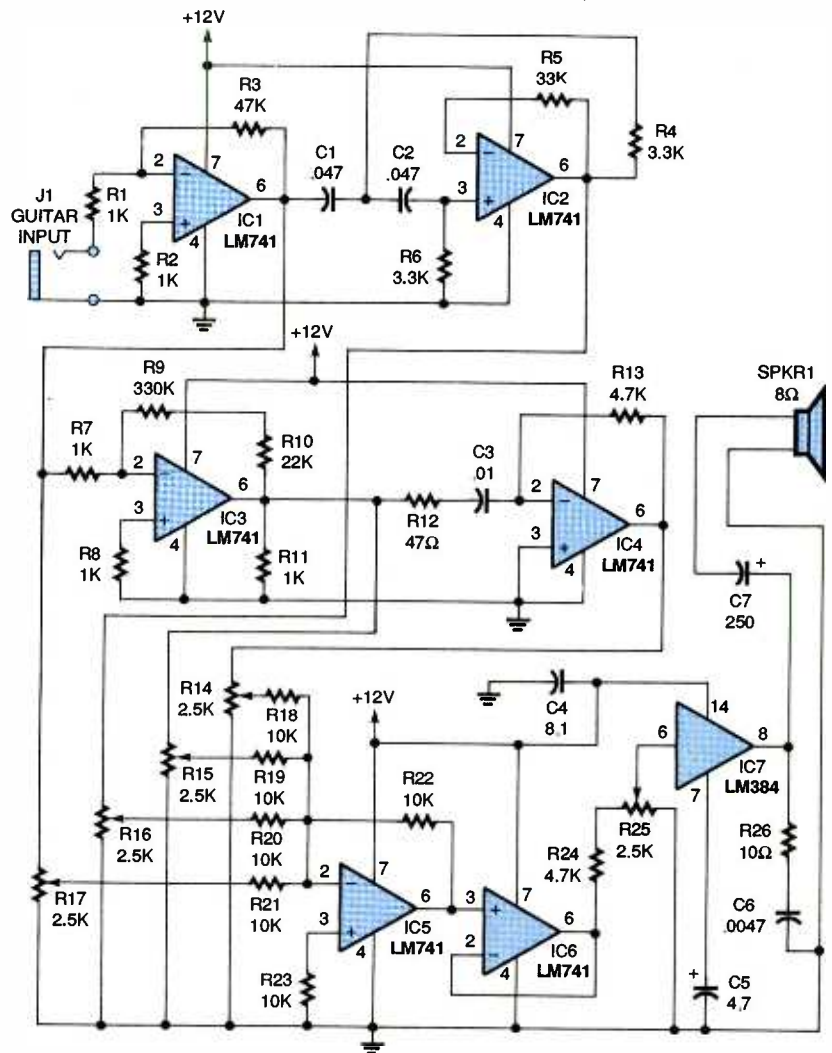


Fig. 2. Here's a neat little guitar amp that features fuzz and treble-boost effects.



## WARM AND FUZZY

For this project I combined good soldering with questionable musical ability to create a nice little guitar practice amp with a couple of sound effects. On first glance at the circuit schematic (see Fig. 2) it looks complicated, but you'll notice that the unit can be broken up into familiar, everyday op-amp building-blocks, such as buffers, amps, filters, mixers, and differentiators. They produce effects like treble boosters, fuzz, and whatever you'd call a squared and differentiated audio output, which actually sounds pretty interesting! The power audio amplifier is an LM384, while all the other ICs are venerable LM741s.

The guitar output goes to IC1, a 741-based preamp. Notice that the preamp's output goes to three places; direct to the mixer, to a high-pass filter (because cheap electric guitars are weak in the treble department) built around IC2, and to a high-gain amp for clipping (to provide "fuzz"). The filtered output of IC2 also runs to the mixer, and the high-gain amp's output is split between the mixer and a differentiator, which turns the squared output of IC3 into a spiked waveform. Integrated-circuit IC4's output also leads to the mixer. So, we have variable, in-phase inputs to the mixer: clipped or fuzz, differentiated or spikey, and treble boosted or filtered.

Half the fun of using this thing is dialing up different mixer inputs! The mixer's output leads to IC6, a buffer. The buffered output runs, via a volume-control potentiometer, to IC7, the LM384 power audio amp (be sure to ground all unused pins of IC7). An 8-ohm speaker demonstrates your musical ability to anyone nearby. —Nick Cinquino, Schaumburg, IL

*This would make an excellent op-amp trainer! Just about all the more typical audio applications for op-amps are in there.*

*It'd be cool to replace the feedback resistors in the high-pass filter (IC2), fuzz amp (IC3), and differentiator (IC4) with potentiometers. There'd be no end to the sounds (noises?) you could make.*

## NAILING NOISES

Most electronic stethoscope circuits

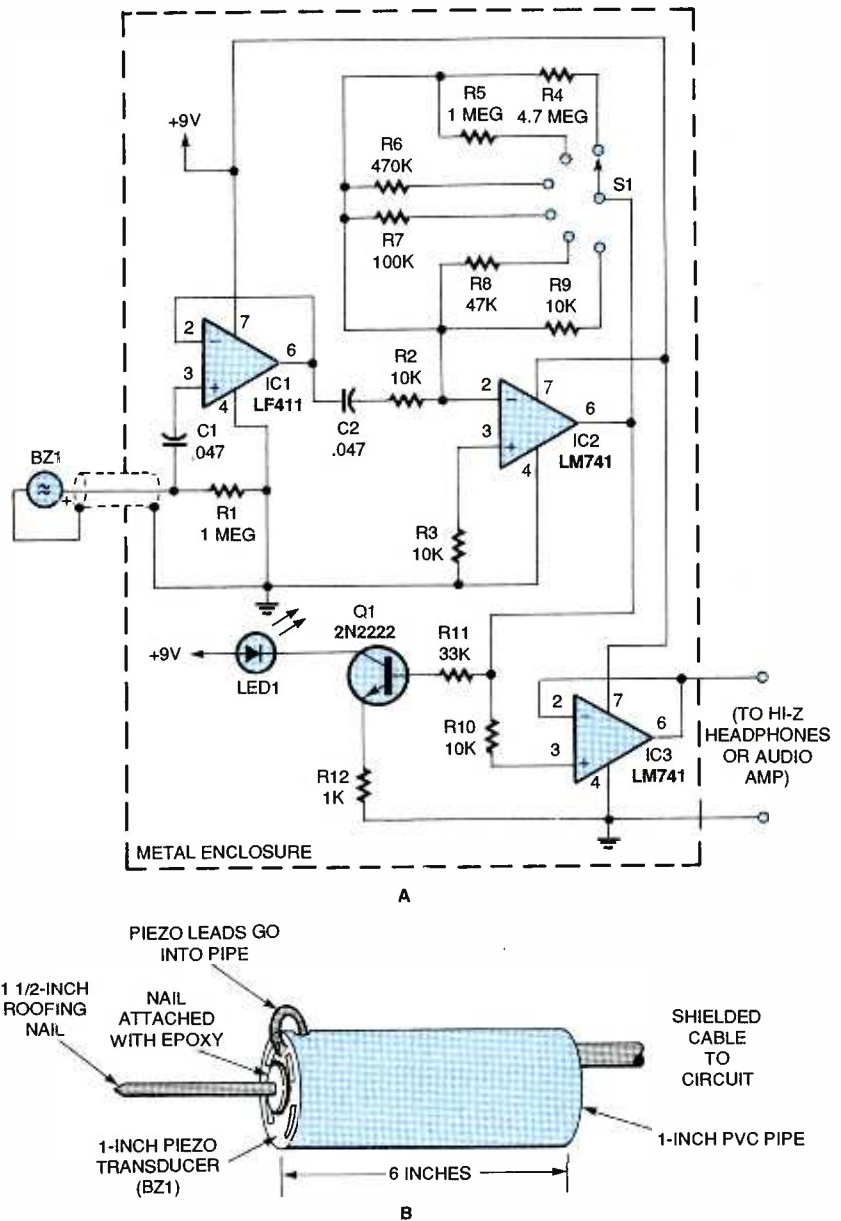


Fig. 3. As shown here, this electronic stethoscope picks up audio signals over a limited range. Replace the buzzer with a long wire and it functions as an AC-voltage detector.

feature a microphone assembly. Here's one based on a piezo disc used as the transducer (see Fig. 3A). Using 5-minute epoxy, glue a roofing nail to the center of the top side of a piezo disc (see Fig. 3B). Be generous with the epoxy and lay a bead over the top of the nail head. Later, epoxy the outer rim of the backside of the disc to a 1-inch diameter PVC pipe of roughly 6-inches in length, which will serve as a handle. Attach a shielded cable from the piezo-disc leads and secure them in place.

The piezo disc's signal is coupled by the cable to IC1, an LF411 FET op-amp configured as a buffer. The LF411 is pin-compatible with the trusty LM741, but has a super-high input impedance, which comes in very handy as we'll see later. The LF411's output is coupled to IC2, an LM741 op-amp configured for high gain. Resistors R4-R9 set the gain via a rotary switch, but a several-megohm potentiometer could be used instead. The amp's output goes to both IC3 (a final buffer stage) and Q1 (an

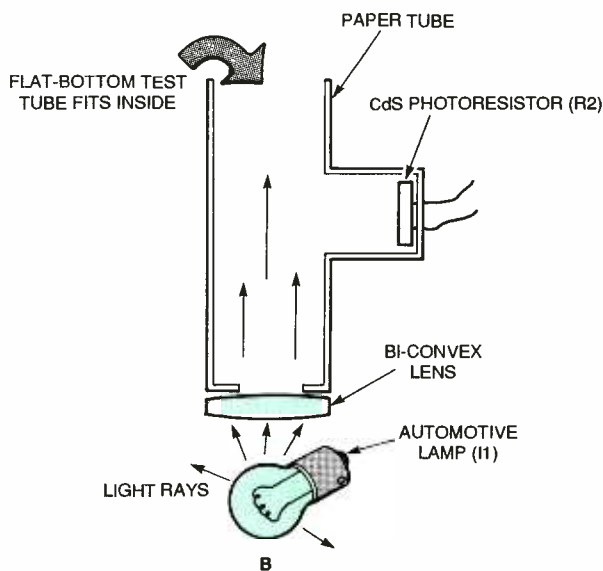
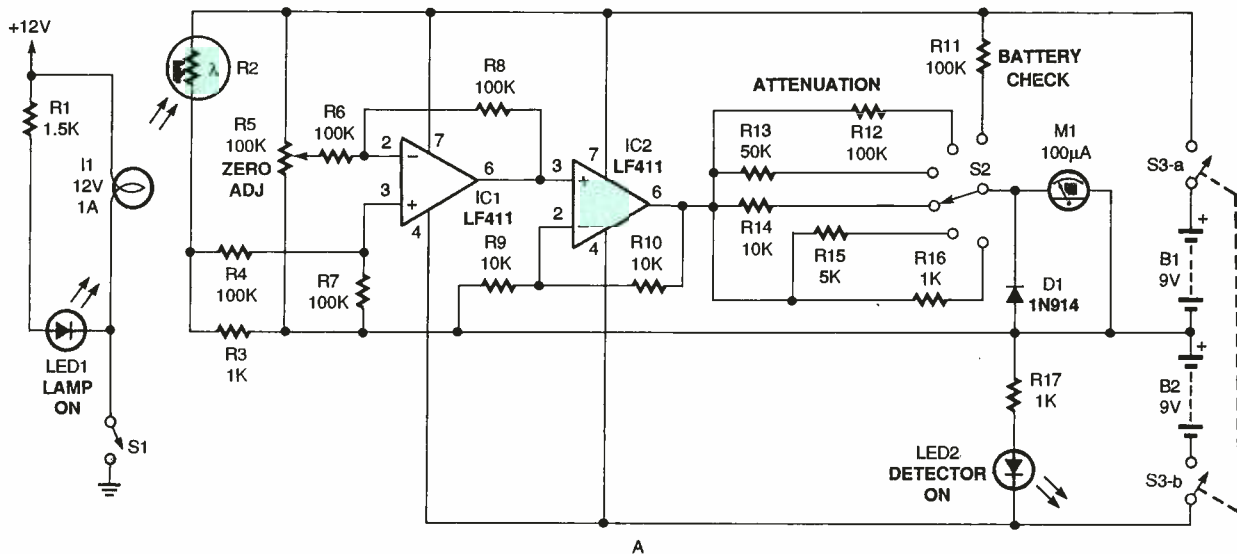


Fig. 4. This turbidimeter circuit (A) will let you measure or monitor the clarity of water. A simple optical assembly (B) lets light reflected by particles in a water sample hit a photoresistor, varying its resistance.

MPS7965 general-purpose NPN transistor). Any similar transistor, such as a 2N2222 should work for lighting the detect LED, LED1. The output of the final buffer, LM741 (IC3), is connected to high-impedance headphones or a small LM386-based audio amp. Power is supplied by two 9-volt batteries configured as a split supply.

Audio purists may rightfully complain about the limited frequency response of a piezo disc, but this is definitely not meant to be a hi-fi circuit. Besides, this is an application where a tighter response is advantageous.

So what else can the circuit do, you ask? Unplug the roofing nail/piezo sensor and attach a short wire antenna. Now you have what I suppose must be called an electrophone, thanks to the high input-Z of the LF411. If you bring the wire near an unshielded 117-volt AC wire, or a wall outlet, you'll hear the usual irritating 60-Hz hum, so it functions as an AC-voltage detector.

Also, I've picked up several AM radio stations at once from an unshielded ceiling-fan motor winding, and heard a very weak VLF omega

signal by taking the circuit outside one night. Programmable thermostats, thermostat wires, and computers also make entertaining targets. Who knows what else I've missed ....

—Nick Cinquino, Schaumburg, IL

I'm surprised enough at the uses you've found for the circuit already! Hooking it up to a fan winding is pretty creative.

Personally, I think your use of S1 is better than replacing R4 through R9 with a single potentiometer. Unless it's linear, a high-value potentiometer

(continued on page 77)



# Circuit Circus

## A Cable Tester, and More

BY CHARLES D. RAKES

This visit we've got a variety of circuits that we're going to share with you. Hopefully you will find at least one that will be useful.

### WIRE TRACER

Tracing and connecting multi-wire cables can sometimes be an easy job; it can also easily become a real nightmare, especially if the cable wires are not color coded and if more than one cable is sharing the same bundle. In any case, our first entry consists of a pair of circuits that can rid you of any wire-tracing miseries forever.

The first circuit is a wire-tracer sending circuit, and is shown in Fig. 1. Four 567 tone-decoder ICs, IC1-IC4, are used to generate four different audio frequencies between 700 Hz and 950 Hz. The capacitor from pin 6 of each 567 to circuit ground, along with the resistor between pins 5 and 6, set the operating frequency.

A 2N3904 NPN transistor is connected in an emitter follower circuit to isolate the ICs from output loading. Each output supplies a different audio tone to four wires in a cable.

Now we'll move on to the tracer's

### PARTS LIST FOR THE CABLE-TESTER TRANSMITTER (Fig. 1)

#### SEMICONDUCTORS

IC1-IC4—567 phase-locked loop, integrated circuit  
Q1-Q4—2N3904 NPN transistor

#### RESISTORS

(All fixed resistors are 1/4-watt, 5% units.)  
R1-R4—4700-ohm  
R5-R8—1000-ohm  
R9-R12—20,000-ohm, potentiometer

#### CAPACITORS

C1-C5—0.1- $\mu$ F, ceramic-disc  
C6-C9—0.22- $\mu$ F, ceramic-disc  
C10-C13—2.2- $\mu$ F, 16-WVDC, electrolytic  
C14-C17—1- $\mu$ F, 16-WVDC, electrolytic  
C18—100- $\mu$ F, 16-WVDC, electrolytic

#### ADDITIONAL PARTS AND MATERIALS

IC sockets, perfboard, wire, etc.

receiving circuit, which is shown in Fig. 2. There we have four 567s operating in four tone-decoder circuits tuned to the same four frequencies as the 567s in the sending circuit. Also that circuit contains three additional ICs that help to automate the tracing process.

To simplify the operation of the receiver's auto search circuitry, we'll jump ahead and look at the manual switching circuit in Fig. 3. That simple circuit replaces all of the Fig. 2 circuit-

ry on the input side of C16.

To illustrate how the circuit works, we'll connect the four outputs from the sending unit to the receiver inputs in the following manner: the 700-Hz output connects to input 4; the 775-Hz output to input 3; the 880-Hz output to input 2; and the 950-Hz output to input 1. Any interconnecting combination would have done, but this combination simplifies the explanation of the circuit's operation.

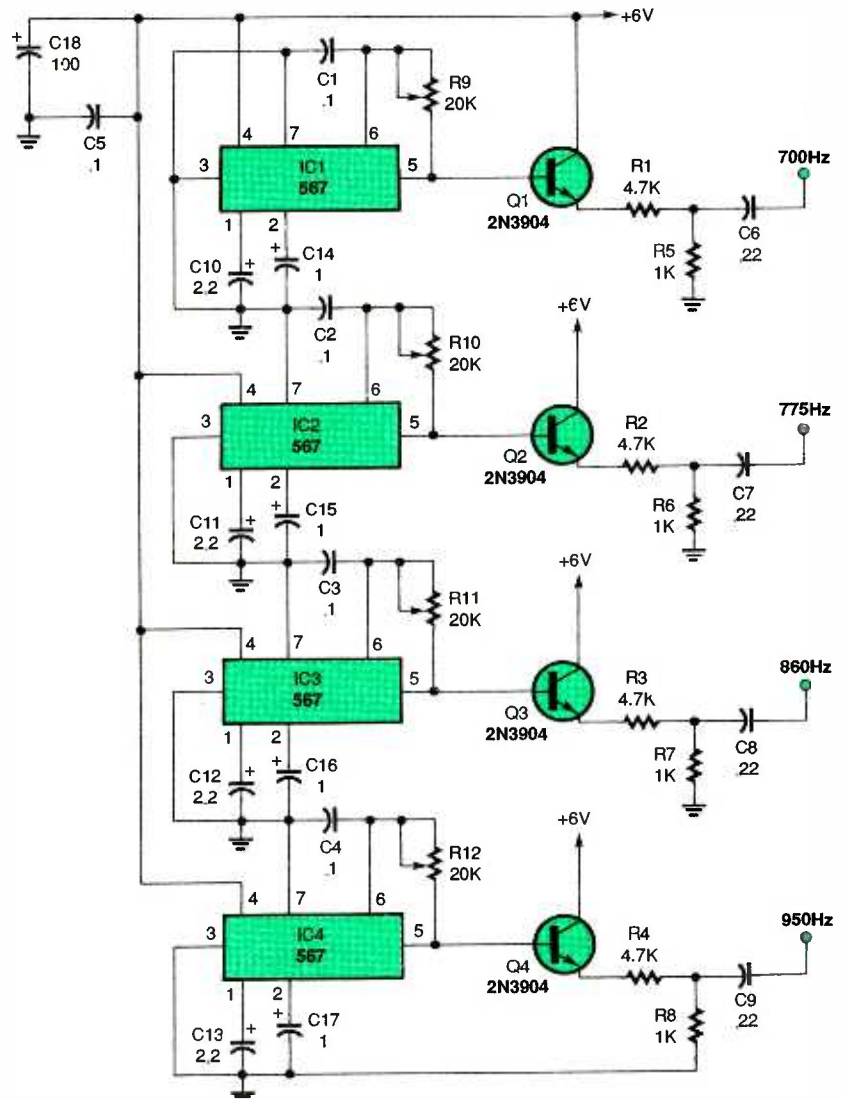


Fig. 1. Here's the transmitter for our cable-tester system. The circuit generates four distinct audio tones that are available at the output as shown.

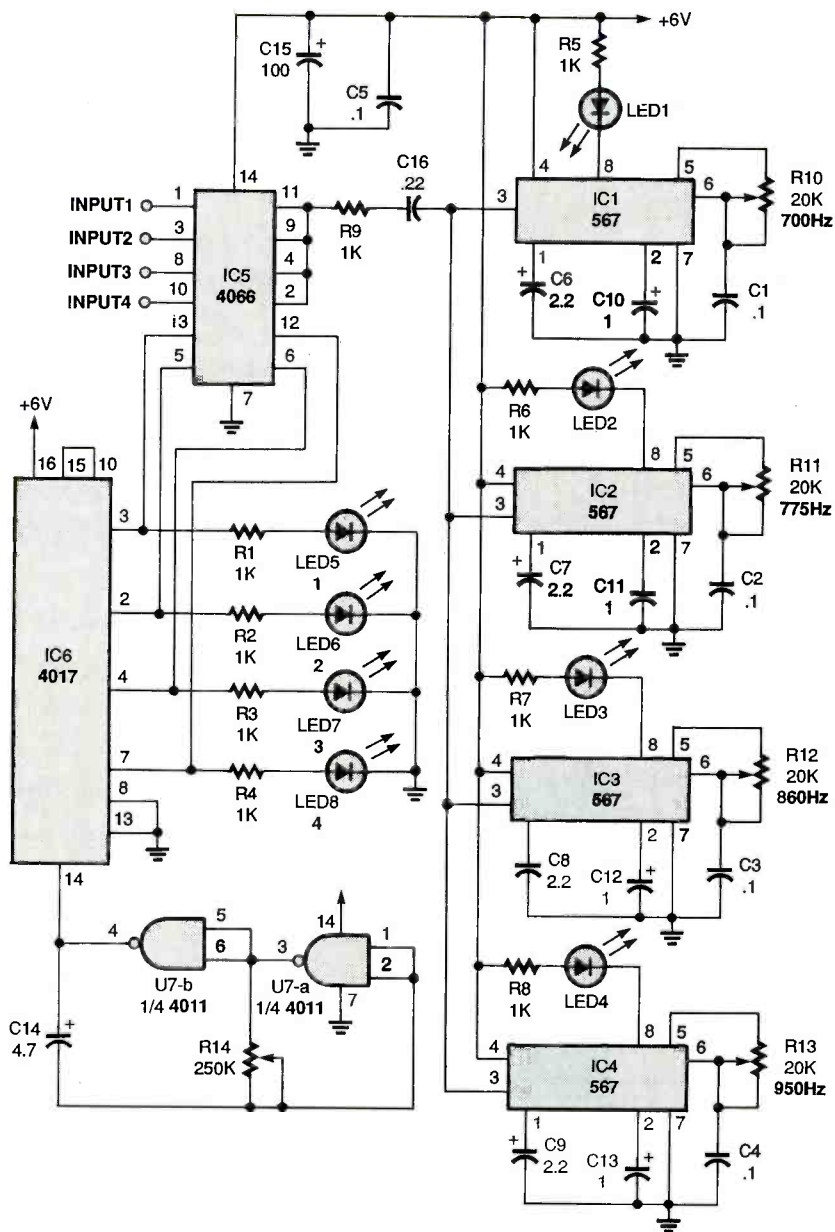


Fig. 2. The receiver part of the cable tester uses a quad bilateral switch (IC5) and a decade counter (IC6) to "automate" the cable-testing procedure.

When S1 on the receiver is closed, a 950-Hz tone is connected to the input of the four 567 tone decoders. The tone decoder set to detect a 950-Hz tone, IC4, in Fig. 2, locks on to the signal and turns on LED4 indicating that the wire that is connected to the sending circuit's 950-Hz output goes to input 1 of the receiver. If we push S4, the 700 Hz-tone from the sending circuit will be detected by IC1 in the receiver, lighting LED1 and telling us that the wire connected to the 700-Hz output on the sender is connected to input 4 on the receiver. Likewise, pushing S2 will cause LED3 to light

and operating S3 turns on LED2.

While the manual version of the receiving circuit certainly works well enough to use if you prefer simplicity and lower cost, the automatic version illustrated in Fig. 2 adds a really nice touch to your testing. Let's see how it works.

The four inputs of Fig. 2 are connected to four input contacts of a quad bilateral switch, IC5, with the output contacts tied together and connected to the inputs of the 567 decoders through R9 and C16.

The bilateral switch's four control inputs are operated by IC6, a 4017

## PARTS LIST FOR THE CABLE-TESTER RECEIVER (Fig. 2)

### SEMICONDUCTORS

- IC1-IC4—567 phase-locked loop, integrated circuit
- IC5—4066 quad bilateral switch, integrated circuit
- IC6—4017 decade counter, integrated circuit
- IC7—4011 quad two-input NAND gate, integrated circuit
- LED1-LED8—Light-emitting diode, any color

### RESISTORS

- (All fixed resistors are 1/4-watt, 5% units.)
- R1-R9—1000-ohm
  - R10-R13—20,000-ohm, potentiometer
  - R14—250,000-ohm, potentiometer

### CAPACITORS

- C1-C5—0.1-µF, ceramic-disc
- C6-C9—2.2-µF, 16-WVDC, electrolytic
- C10-C13—1-µF, 16-WVDC, electrolytic
- C14—4.7-µF, 16-WVDC, electrolytic
- C15—100-µF, 16-WVDC, electrolytic

### ADDITIONAL PARTS AND MATERIALS

- IC sockets, perfboard, etc.

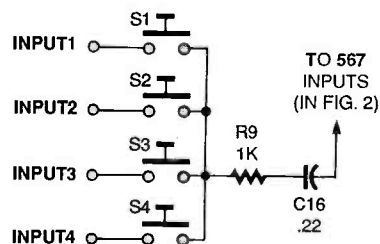


Fig. 3. This circuit illustrates the theory behind the routing system used in the cable tester's receiver.

decade counter IC, which is driven by a low-frequency oscillator made up of two gates of IC7, a quad two-input NAND gate.

Four LEDs, LED5 through LED8, are connected to IC6's four outputs and indicate which input is being checked, just as in the manual mode. When LED5 is on, input 1 is switched through to the four decoder circuits. The decoder that responds, by lighting its LED, indicates which output, 700 Hz, 775 Hz, 860 Hz, or 950 Hz, is connected to that input. Resistor R14 sets the input-stepping rate, which should be slow enough for recording.

## TOUCH SWITCH

Our next entry, shown in Fig. 4, is a



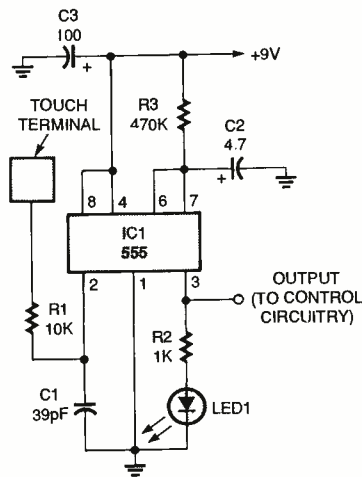


Fig. 4. Simply touching the "touch terminal" will activate the switch and keep it on for a duration set by R3 and C2.

touch-actuated timed-on switch. In it, IC1, a 555 timer, is connected in a one-shot multivibrator circuit that is triggered by touching the touch terminal. The timed-on period is about four seconds with the component values given. To increase the on time, increase the value of R3 or C2; to decrease the on time, reduce the value of R3 or C2.

The 9-volt output at IC1 pin 3 can be used to drive an optocoupler, a power transistor, a hexFET transistor, CMOS circuitry, and more.

## DUAL-POLARITY POWER SUPPLY

Our next circuit, see Fig. 5, also uses the versatile 555 timer IC, but this time in a dual-polarity low-current power supply. The positive and negative 9-volt outputs could be used for an

### PARTS LIST FOR THE TOUCH OPERATED SWITCH (Fig. 4)

#### SEMICONDUCTORS

IC1—555 timer, integrated circuit  
LED1—Light-emitting diode, any color

#### RESISTORS

(All resistors are 1/4-watt, 5% units)  
R1—10,000-ohm  
R2—1000-ohm  
R3—470,000-ohm

#### CAPACITORS

C1—39-pF, ceramic-disc  
C2—4.7-µF, 16-WVDC, electrolytic  
C3—100-µF, 16-WVDC, electrolytic

#### ADDITIONAL PARTS AND MATERIALS

IC socket, perfboard, touch terminal, etc.

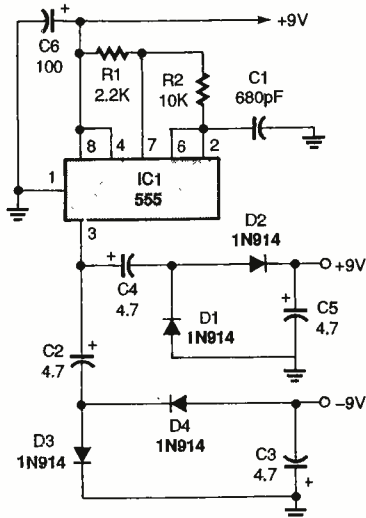


Fig. 5. This dual-polarity power supply is ideal for use with op-amps and in many other applications.

op-amp supply, or for any other application such as a low-current bias supply.

In this circuit, the 555 is operating in a free-running oscillator at about 120 kHz, producing a near-9-volt square-wave output at pin 3. Diodes D1 and D2, along with capacitors C4 and C5, make up the rectifier circuit for the positive supply, while D3, D4, C2, and C3 make up the rectifier for the negative supply.

## BATTERY TESTER

Our last entry for this month is a simple battery-testing circuit. In the circuit shown in Fig. 6, six incandescent lamps, chosen for their voltage and current ratings, are selected as a load for the battery under test. The meter (M1) and the lamp's brightness will give a good indication of a battery's

### PARTS LIST FOR THE DUAL-POLARITY POWER SUPPLY (Fig. 5)

#### SEMICONDUCTORS

IC1—555 timer, integrated circuit  
D1-D4—1N914 silicon diode

#### RESISTORS

(All resistors are 1/4-watt, 5% units.)  
R1—2200-ohm  
R2—10,000-ohm

#### CAPACITORS

C1—680-pF, ceramic-disc  
C2-C5—4.7-µF, 16-WVDC, electrolytic

#### ADDITIONAL PARTS AND MATERIALS

IC socket, perfboard, etc.

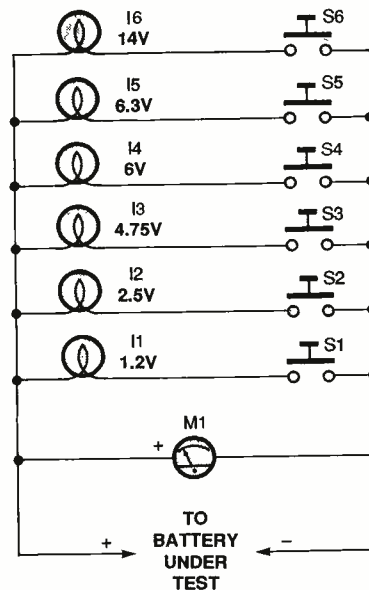


Fig. 6. Though deceptively simple, this battery tester can help you weed out marginal cells that might otherwise test good.

### PARTS LIST FOR THE BATTERY TESTER (Fig. 6)

S1-S6—Normally-open pushbutton switch

I1—Incandescent lamp, type 112 (Radio Shack 272-1174 or equivalent)  
I2—Incandescent lamp, type 14 (Radio Shack 272-1132 or equivalent)  
I3—Incandescent lamp, type PR-12 (Radio Shack 272-1151 or equivalent)  
I4—Incandescent lamp, type T-1 3/4 (Radio Shack 272-1142 or equivalent)  
I5—Incandescent lamp, type 46 (Radio Shack 272-1130 or equivalent)  
I6—Incandescent lamp, type 1487 (Radio Shack 272-1134 or equivalent)  
M1—Voltmeter  
Perfboard, lampholders, etc.

output capacity. In addition, because the inrush current that occurs when the lamp is first connected across the battery is much higher than the rated operating value, the circuit makes it easy to spot marginal cells.

To use the circuit, connect a battery and observe the measured voltage on M1. Then close the switch that corresponds to the meter's reading and/or the batteries rated voltage and observe the brightness of the appropriate lamp.

Be careful to select the right lamp for testing. Never test using a lamp whose voltage rating is more than 30% lower than the battery's rating. Otherwise, damage to the lamp could result if the battery-under-test is good.

# DX LISTENING

## 50 Years of Belgian Shortwave

BY DON JENSEN

As we near the new century, Belgian shortwave broadcasting marks its half century on the air. Back when I first became interested in SWling, in the late 1940s, Belgium was one of the major international broadcasters. Like its neighbor, little Belgium had a loud SW voice.

Then, it was *ORU*, "Belgium calling the world" from Brussels. Its slogan, "The International Goodwill Station" dated back even earlier, to the WWII years, when the Nazi occupation of Belgium forced the government-in-exile to transmit its programming to the world from the Belgian Congo.

But, in the past decade, as has been the case with other, smaller European nations, Belgium has found it increasingly difficult to keep up with the costs of maintaining a major presence in the world of international shortwave broadcasting. Today, the shortwave voice is called *Radio Vlaanderen International*, the world service of the Belgian Radio and Television (BRTN) Network. Its mission, RVI says, is to serve as the cultural ambassador of the Flemish community.

RVI's international programming is aired in Dutch, German, French, Spanish, Arabic, and English. The daily English service, known as "Brussels Calling," includes news and press reviews, plus, depending on the day of the week, features on Belgian life, the economy, ecology, the arts, music, tourism, and the nation's role in European society.

Radio Vlaanderen International remains a rather easily heard shortwave outlet. But its future is a bit cloudy, according to the current edition of the annual *Passport To World Band Radio*. *Passport* says that it has been told by a spokesman for RVI that Belgium doesn't intend to make further investment in new transmitting equipment because it considers shortwave "an old obsolete medium."

A glance at its programming schedule indeed suggests that Belgium is looking more toward direct satellite communication to reach overseas audiences. It makes special note that RVI programs can be received "in the larger part of Europe on the ASTRA satellite system." In North America, it continues, the English language "Brussels Calling" service is carried via satellite as a part of the 24-hour English-language news service of World Radio Network at 3:30 p.m. Eastern Standard Time.

RVI says that U.S. and Canadian



*Here's the logo of Radio Vlaanderen International, the international shortwave voice of Belgium's Flemish community.*

homes equipped with a 4- to 7.5-foot satellite dish can receive "Brussels Calling" on an audio subcarrier of channel 6 of the Galaxy 5 satellite; that's the channel that carries the popular WTBS TV super-station.

RVI explains that dish owners may tune WTBS, then adjust their receiver to tune the 6.8-MHz audio-subcarrier frequency, to hear the Belgian station's English programming on WRN.

Well, okay, but, frankly, I'd rather do it the old-fashioned "obsolete" way—via shortwave radio! You, too, can tune Radio Vlaanderen's "Brussels Calling" programming at 0030 UTC (7:30 p.m. EST) on 6,030 or 9,925 kHz, beamed to North America. There's another North American transmission on 13,670 kHz at 1400 UTC (8 a.m. EST) Monday through Saturday, and at 1330 UTC (7:30 a.m. EST) on Sunday.

Monique Delvaux, chief editor of "Brussels Calling," says that the station aims to keep in close touch with English-speaking listeners. "All letters are answered and members of our International Listener's Club receive our 'bi-monthly' Club Echo Magazine."

The address to write is: Brussels Calling, Radio Vlaanderen International, P.O. Box 26, Brussels, Belgium, B-1000. If you write, why not tell the powers-that-be that there are plenty of SWLs out here who definitely don't think of world-band radio as "obsolete."

Maybe eventually, Belgium's broadcasters will get the message: When it comes to reaching its world-wide radio audience, who needs satellites?

### LETTERS FROM YOU

"Is there any bluegrass, old time fiddling or Cajun music being played regularly on shortwave?" asks Larry Bruttomesso, North Fort Myers, FL.

A great place to hear Cajun music on shortwave, Larry, is on Pete Bergeron's "Voix de la Louisiane" program aired weekly on *WRNO Worldwide* in New Orleans. That program has been carried by *WRNO* for years; it is currently heard at 2130 UTC, Mondays (and repeated at the same time, Wednesdays) on 15,420 kHz.

For a decade, Bergeron, program director for an FM public-radio station, has been producing the half-hour program that showcases the French culture and traditions of the Cajun country of southern Louisiana. The program is presented in the Cajun language, the two-century-old French dialect spoken by the descendants of Acadian exiles from Canada's Atlantic coast who settled in Louisiana in the 1700s.

If you understand French, you can make your way through Bergeron's Cajun. If you don't, it doesn't matter, because you should love the music he plays: Cajun—a melange of Country



and Western, French-Canadian folk, Spanish, and African rhythms played on the fiddle, guitar, drum, bass, and old-fashioned button accordion—and Creole—a brand of New Orleans rhythm and blues, which also leans heavily on the accordion.

Another recommended program, Larry, is "Folk Routes," on the *British Broadcasting Corporation's* English-language World Service. That weekly collection of folk music from around the world is listed by Passport To World Band Radio as one of the Ten Best SW Programs of 1996.

On a given program, you might hear Appalachian old-time fiddling, or, perhaps folk sounds played on the Irish pennywhistle, Northumberland pipes, Canadian slide-guitar, or West African thumb piano. Listen for that 15-minute BBC program at 0030 UTC Tuesday (that's Monday evening in the U.S. and Canada) on 5,975, 6,175, or 7,325 kHz. Or try Tuesdays at 1615 UTC on 9,515 or 11,755 kHz, or Wednesdays at 1130 UTC on 6,195 or 9,515 kHz.

Anybody have any other musical programming suggestions for Larry and the rest of us?

## CLANDESTINE RADIO

When a revolutionary group attempts a coup, somewhere in the world, what's one of their first takeover targets? Usually it's the local radio station. The ability to quickly reach and rally supporters by radio broadcasts often makes or breaks a revolution.

But even before things reach that point, radio broadcasting, particularly on shortwave, is a key element in any dissident organization's plan, regardless of its cause or ideology. When your group is "out," and your opponents are "in," clandestine radio, operating secretly or not-so-secretly outside of the "ins" is the only answer available.

Richard D'Angelo in the North American Shortwave Association's *Journal* writes: "Clandestine broadcasting operations mirror the unrest around the world. These radio stations broadcast material of an 'outlawed'

Credits: Brian Alexander, PA; Jerry Berg, MA; Marie Lamb, NY; Ed Rausch; North American SW Association, 45 Wildflower Road, Levittown, PA 19057

political nature which has most often been declared illegal by governments of the stations target area or country.

"Many of these stations are jammed to prevent their messages from getting through to the target area. Consequently, frequencies are often changed . . . the clandestine broadcasting scene changes quickly."

To keep current, D'Angelo recommends the *Clandestine Stations List* compiled annually in Denmark by ace DXer Finn Krone. That 28-page listing includes data on programming schedules, frequencies, languages used, the political organizations behind the stations, and their mailing addresses.

The list is available via airmail for 10 International Reply Coupons (IRCs cost \$1.05 each at your local post office) sent to Danish Shortwave Clubs International; c/o Bent Nielsen; Egekrogen 14; Vaerloese, Denmark DK-3500.

## DOWN THE DIAL

Here are some target stations for your SW tuning. Remember that times are listed in Universal Coordinated Time (abbreviated UTC), which is equivalent to EST+5 hours, CST+6, MST+7, and PST+8.

What are you hearing? Why not drop me a line listing some of your shortwave loggings. The address is "DX Listening," **Popular Electronics**, 500 Bi-Country Blvd., Farmingdale, NY 11735.

**ALGERIA**—16,160 kHz. *Radio Algiers International* has English transmissions from 1800 to 1900 and 2000 to 2100 UTC. Reception of the latter transmission usually is better.

**CLANDESTINE**—11,470 kHz. Although this station programs in Iran's Farsi language, its name would translate into English as the *Voice of Human Rights and Freedom*. It supposedly is operated by a dissident Iranian group, transmitting secretly from Egypt. It can be heard, mostly with talk and some Middle-Eastern music from 1645 to sign off at 1825 UTC.

**HUNGARY**—7,250 kHz. *Radio Budapest* is noted at 2112 UTC in English. It operates parallel frequencies of 5,935 and 9,835 kHz at the same time.

## MULTIMEDIA WATCH

(continued from page 16)

sports cars and lets you see what it's like to pilot them. Each car's characteristics are accurately simulated.

Two new titles from IntraCorp are *Witchaven* and *William Shatner's Tekwar*. *Witchaven* pits you against evil as you descend into the volcanic crater on the island of Char. It's bloody warfare with medieval weapons, demons, and monsters. *Tekwar* brings William Shatner's best-selling books to life in a 3D action game in which you explore a future world hunting for dangerous criminals.

Last this month is a piece of software that helps Visual Basic software writers create documentation for the project. Many people are experts at writing software, but not very good at preparing material that explains how the software works. Visual Basic makes it very easy to assemble a piece of software, but it has never been helpful in documenting the software. *Vision StoryBoard 3.0* works hand in hand with Visual Basic to produce accurate documentation. It runs alongside Visual Basic and it stores software specifications along the way. Blank menus pop up for each panel constructed within Visual Basic for the developer to fill in. Those menus describe each button, control, and function. Changes made to the software bring up the appropriate menu, for revision. The information compiled by *Vision StoryBoard* can be imported into another program, such as Word, to create a complete manual for the new piece of software.

Make  
U.S. Savings Bonds  
part of your  
retirement savings  
program.

For a recorded message of  
current rate information, call  
1-800-4US BOND  
1-800-487-2663



## Variable Capacitors

BY JOSEPH J. CARR, K4IPV

Variable capacitors are used extensively in amateur-radio and general radio-frequency circuits. Indeed, aside from simple single-frequency units, it's not really possible to build a receiver, transmitter, or linear RF power amplifier without using at least one variable capacitor. Although some receivers use varactor diodes—*i.e.*, diodes that produce a capacitance change when a DC reverse-bias voltage is applied—a large number of designs still use mechanical variable capacitors of one sort or another.

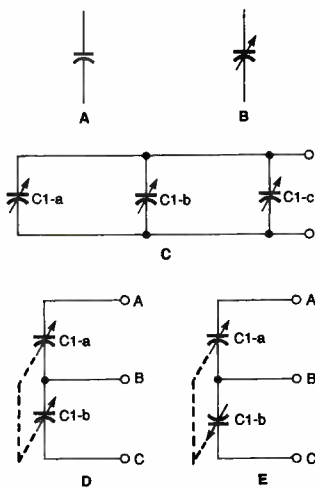


Fig. 1. These symbols are commonly used to designate a variety of fixed and variable capacitors.

Figure 1 shows several different capacitor symbols. In Fig. 1A is the symbol for a fixed-value capacitor. It consists of two plates facing each other, which is what a capacitor actually is, by the way. The basic variable-capacitor symbol is shown in Fig. 1B. It is the same as the fixed capacitor, except that it has an arrow drawn through the plates to denote the variable nature of the beast.

The value of a variable capacitor is determined by two factors: the area of the plates facing each other and the spacing between the plates. The rule

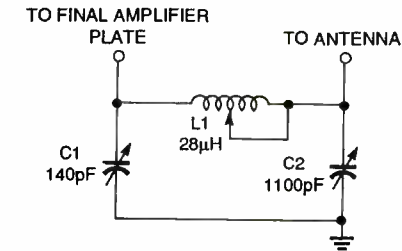


Fig. 2. In a pi-network, the output capacitor (C2) is typically a 1100-pF, three-section, broadcast variable with relatively wide spacing.

is simple: the more the area of the two plates "shade" each other, the higher the capacitance. What a variable capacitor does is make it possible to change the effective area in play at any one time by rotating a shaft. There are usually two plates (or plate sets): the stator plates remain stationary as the shaft is rotated, while the rotor plates move.

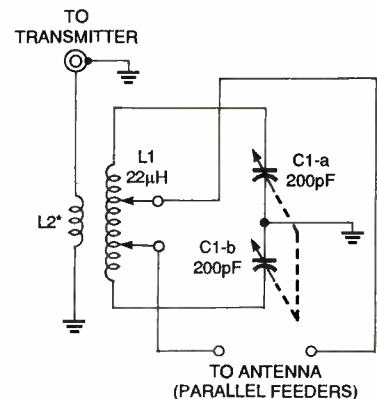
The spacing between the plates is a critical factor. To make the capacitance higher, reduce the spacing between facing plates. However, remember that the operating voltage rating of the capacitor also depends on the spacing: the smaller the spacing (hence higher capacitance), the lower the arc-over voltage. It's always a trade-off in variable-capacitor design to determine whether we need wider spacing and lower capacitance (but higher voltage), or narrower spacing with higher capacitance and lower voltage.

A multi-gang capacitor is shown in Fig. 1C. That capacitor actually consists of several capacitors in parallel on the same shaft. The minimum capacitance of the set is the sum of the minimum capacitances of all of the units in the set, and the maximum is the sum of all the maximum capacitances. You will often see that type of capacitor in the output network of vacuum-tube linear amplifiers and trans-

mitters. If a pi-network (like the one shown in Fig. 2) is used, then, for the high-frequency bands, the output capacitor (C2) is typically a 1100-pF, three-section, broadcast variable with relatively wide spacing (though not as wide as needed for C1).

Figure 1D shows the split-stator or two-section capacitor. Those capacitors consist of two rotary variable capacitors on the same shaft. The two sections are on the same shaft, and each has the same capacitance (within manufacturing tolerances) at every shaft setting. Such capacitors are often used in parallel antenna tuners for tuned lines; a typical circuit of that type is shown in Fig. 3. Note, by the way, that the "balanced" output on most antenna tuning units is a BALUN transformer, and while it works nicely with parallel feeders and twin-lead for some antennas, it doesn't work well at all for tuned feeder antennas, an antenna-tuning unit such as the one shown in Fig. 3 is needed.

The capacitor symbol in Fig. 1E indicates a differential capacitor. Like the capacitor of Fig. 1D, the differential capacitor consists of two capacitors sharing the same shaft. But in the dif-



\*L2: 4 TURNS OVER CENTER OF L1

Fig. 3. Capacitor C1 in this antenna-tuning circuit is a split-stator or two-section capacitor that consists of two rotary variable capacitors on the same shaft.



ferential capacitor, the two capacitors are mechanically 180-degrees out of phase with each other. That is, as you turn the shaft, as one section increases in capacitance, the other section decreases in capacitance. If you measure the capacitance across terminals A-C in Fig. 1E, the capacitance will be the series capacitance of C1-a and C1-b. If the capacitor were a standard split stator form (Fig. 1D), then that series capacitance would vary from a minimum value to a maximum value. But in the differential capacitor, the A-C terminal-to-terminal series capacitance remains constant as the shaft is rotated.

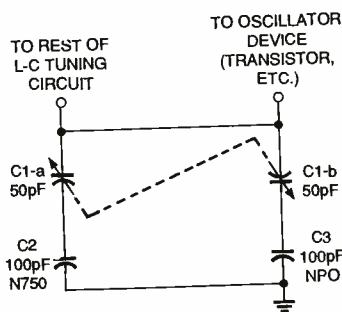


Fig. 4. One use for the differential capacitor is in an RF-oscillator temperature-stabilization circuit like the one shown here.

One use for the differential capacitor is in RF-bridge circuits or in RF-oscillator temperature-stabilization circuits (see Fig. 4). In the latter case, each section of the differential capacitor (C1-a/C1-b) is in series with either an NPO, zero-temperature-coefficient, ceramic-disc capacitor, or an N750, negative-temperature-coefficient capacitor. The shaft angle of the differential capacitor is varied until the total temperature coefficient of the assembly is just what is required to cancel drift. I first saw the circuit shown in Fig. 4 in an old Hallicrafters HT-32 single-sideband transmitter in the 1950s.

Two different forms of the air-dielectric variable capacitor are shown in Fig. 5. The model on the left is called a *straight-line frequency model*, while that on the right is a *straight-line capacitance model*. The difference is due to the fact that, in L-C resonant circuits, the change of frequency (F) is proportional to the square root of the

change of capacitance (C). In the straight-line frequency model, the rotor plates are offset, and shaped such that the frequency change is the same for each degree of shaft rotation.



Fig. 5. The capacitor on the left in this photo is called a *straight-line frequency model*, while the one on the right is a *straight-line capacitance model*.

In the straight-line capacitance model, however, the *capacitance* change is the same for each degree of shaft rotation. You can see the effect of straight-line capacitance capacitors on radio receivers: The frequency calibrations will be scrunched up on the low end of the dial. Either that, or the frequency change represented by equal-size ticks on the dial scale are not the same number of kilohertz. Take a look at a number of radio receivers, and you'll soon be able to guess which type of capacitor is used in the tuning circuit.

## VARIABLE-CAPACITOR SOURCES

Variable capacitors are hard to come by these days, but some companies still stock both used and new air-dielectric variable capacitors in both receiver and transmitter voltage ratings. One such source is Ocean State Electronics, (6 Industrial Way, Westerly, RI, 02891; Tel. 401-596-3080). They don't have every type of capacitor all of the time, but do manage to have most types much of the time (as stocks become available). Some of their variable capacitors are older but unused stock, while some are used, but you'll know which if you call and talk to the Ocean State people.

I do a lot of electronic business in England, so from time to time come across various components that are not easily available in the United States. For example, the capacitor shown in Fig. 6 is a Jackson Brothers

LA1/xxx dual air-dielectric variable capacitor. It's used in low-power (QRP) and receiver antenna-tuning units, lower-power pi-network output circuits, and in receiver and preselector input-tuning circuits. Two are available: the LA1/200 is a 2- × 200-pF unit, while the LA1/400 is a 2- × 400-pF unit.

Both models (LA1/200 and LA1/400) are priced at £11.50, including postage and packing, outside the European Union. The British pound sterling (£) is worth something around \$1.55 as of this writing, so that translates to a price of \$17.83 in U.S. currency. The retail supplier is a company called Isoplethics (13 Greenway Close, North Walsham, Norfolk, NR28 0DE, England).

They do not appear able to accept American credit cards as of yet, but a note in their literature states that they will accept foreign currency for a £4 surcharge. Also, you can obtain international money orders at the U.S. Post Office denominated in dollars, or at many banks (that have an international department) you can obtain checks denominated in pounds sterling. You can also get American Express and other traveler's checks denominated in pounds sterling, rather than dollars. When Isoplethics signs on with a credit-card company, I'll let you know in this




Fig. 6. The Jackson Brothers LA1/xxx dual air-dielectric variable capacitor is used in low-power (QRP) and receiver antenna-tuning units and elsewhere.

column.

I also bought a set of three Jackson Brothers dial drives from Isoplethics. Those have a 6:1 reduction ratio, with both coarse and vernier knobs. The cardboard dial scale has a 0-100 logging scale, plus three arcs for calibrating up to three bands worth of frequencies.

(continued on page 78) 71

# SCANNER SCENE

## Monitoring the U.S. Mail

BY MARC SAXON

Here's a handheld scanner with 200 memory channels and a generous helping of operating frequencies. It's Radio Shack's triple-conversion PRO-60. The unit has neat frequency coverage—30 to 1000 MHz, except for the UHF-TV frequencies between 512 and 760 MHz and, of course, the cellular-telephone bands.

The memory channels are set up in 10 storage banks of 20 each. There are 10 additional, temporary monitor channels for storing channels discovered in searches until you can transfer them into permanent memory. In Hyperscan mode, the unit searches through frequencies at 50 steps per second, and scans stored channels at 25 per second.

The PRO-60 receives NFM/WFM/AM modes, automatically selecting the appropriate one for the band being monitored. That feature can be manually overridden by the operator. Direct frequency search allows quick access to any band or frequency.

We liked knowing that stored frequencies remain in the memory even if the NiCd batteries are removed or become discharged. A battery-saver circuit draws only 40% of the normal operating power. The PRO-60 can also be powered by an optional AC adapter or an automotive DC adapter.

The first IF frequency is 609 MHz, the second is 45 MHz, and the third is 10.7 MHz in WFM mode. In NFM/AM modes, the third IF frequency is 455 kHz. NFM/AM selectivity is rated at -6 dB at 10 kHz, and -30 dB at 15 kHz. Spurious rejection (NFM at 328 MHz) is rated at 40 dB. NFM sensitivity is rated at 1 volt for 20 dB (S+N)/N at 3 kHz deviation; AM sensitivity at 2 volts with 60% modulation.

The PRO-60 is a good-looking little handful, too. And we especially like the fact that it includes the exciting 225- to 400-MHz UHF aeronautics band. You can check it out at any Radio Shack store.

### SEALED WITH A KICK

People send all sorts of things through the mail besides the usual bills, catalogs, greeting cards, payments, and personal letters. Those things include rare coins, expensive jewels, contraband, narcotics, stolen property, threats, pornography, and



*Radio Shack's PRO-60 puts a lot of scanning power in the palm of your hand. It covers everything from 30 to 1000 MHz, with the exception of the cellular bands and the UHF-TV frequencies.*

mail bombs. Some of those are dangerous to postal workers as well as to the public. Other items are so valuable that they attract larcenous attention while they are in the hands of the Postal Service. Credit cards, money orders, and Social Security checks are often stolen out of people's mailboxes.

Investigating criminal activity related to the mail service, and enforcing postal law, is the job of the U.S. Postal Inspection Service. More than 2000 agents are fanned out across the nation, investigating crimes that range from mail pilferage to murder, as well as postal employee dishonesty, and robbery from and of mail vehicles.

The work of postal inspectors is every bit as exciting and intriguing as

that of other federal enforcement agents. They perform surveillance, serve federal warrants and subpoenas, and make arrests.

In addition to the agents of the Postal Inspection Service, the U.S.P.S. also has an extensive armed, uniformed security force that provides on-scene protection at certain post offices and mail distribution centers.

Those important enforcement and security activities have never been fully appreciated by scanner owners. As a result, the frequencies used by the Postal Inspection Service have not been shown as much interest as they deserve.

There are probably other active repeater frequencies in addition to those listed here, but these are the ones we have monitored in recent months: 413.60, 413.70, 415.05, 415.15, 415.95, 414.75, 414.975, 416.075, 416.225, and 418.30 MHz. Let us know about others you know of or discover, and we will share them here.

### AIRPORT: BEHIND THE SCENES

A. Panzini writes that when he was seeing someone off at Chicago's O'Hare Airport, he saw FAA personnel in mobile units using two-way radios. That made him curious about the frequencies used by FAA people at some airports.

The two-way radio systems are needed by the personnel responsible for the lighting, navigational, communications, and other facilities of controlled airports. They might also be used for some on-field communications between the control tower and other FAA personnel. At some locations, phone calls can be placed from the mobile units through the FAA's VHF repeaters.

Depending upon the size of the facility, more than one frequency might be in use. Nationally, simplex channels



noted are 166.175, 172.125, 172.15, and 172.9125 MHz. Repeaters around the nation seem to operate on 172.825, 172.85, 172.875, 172.90, 172.925, 172.95, and 172.975 MHz.

### INTERCEPT THAT CALL!

*Tune In On Telephone Calls!*—the controversial book of "recreational eavesdropping" on cellular, cordless, and other wireless telephones, as well as pagers—has just come out in its updated third edition. The 160-page illustrated handbook is filled with frequencies and techniques. It even has a new cover design.

The new edition has the 30 new cordless-phone frequencies, and also shows specific 900-MHz cordless channels. You can learn about scanner accessories such as descramblers and DTMF tone decoders that display the digits people enter into pushbutton telephones. The book also covers specialized scanner eavesdropping antennas, an accessory to decode digital non-voice pager messages, and more.

According to our mail and media reports, recreational eavesdropping on cellular, cordless, and air/ground phones continues to fascinate scanner owners. The third edition of *Tune In* continues as the primary source of information on the subject.

*Tune In On Telephone Calls!* (Cat. No. TT-3) is available from many leading hobby communications suppliers. It can also be ordered from the publisher for \$16.95 plus \$5 shipping and handling (\$6 to Canada). New York state residents must add \$1.87 sales tax. The book is published by CRB Research Books, Inc., P. O. Box 56, Commack, NY 11725. MasterCard and Visa orders can phone 1-800-656-0056; in Canada, Alaska, and Hawaii, call 516-543-9169.

### CAN'T SEE THE FOREST?

An unsigned postcard asks us to publish the frequencies to monitor in the Eldorado National Forest in Placerville, California. We suggest trying 164.125, 166.675, 168.20, 169.445, 170.00, 171.525, 172.325, 415.225, 415.25, 415.325, 415.525, and 415.575 MHz. That should put an ear on most things the Forest Service is doing there. ■

## It started in America!

# The creators are the masters in manufacturing the finest video products...

You probably don't associate VCR's with American technology. Fact is, video recording has its origins in America and it was 3M that brought video recording out of the lab and into your living room. Today, 3M video tape is the choice of all the major networks. No other tape company has ever won an Oscar or an Emmy. 3M Black Watch tape follows in this tradition—service and quality go hand in hand. Here are three Black Watch products you should be using at home!

**Clean up!** With constant playing and using of degrading dry or wet cleaners, the output of your video tapes has slowly diminished to an unacceptable level and the VCR plays as if it has a head cold! The culprit is most likely clogged and dirty video and/or audio heads. The 3M Black Watch™ Head Cleaner Videocassette uses a patented magnetic tape-based cleaning formation to remove head clogging debris. No foreign substances such as cloth, plastics or messy liquids and no harsh abrasive materials are present. The cleaner's usable life is 400 cleanings or more!

It's easy to use. Place the 3M Black Watch™ Head Cleaner Videocassette in the VCR and press the Play button. A pre-recorded message will appear clearly on your screen and an audible tone is heard, telling you that the cleaning process is now completed. No guess work; you never over clean! Priced at \$19.95.

**For the VCR!** Once your VCR's record and playback heads are cured, and the unit plays like new, consider using the finest videocassette you can buy—the 3M Black Watch™ T120 Hi Pro VHS 4410 Videocassette. The 4410 is the highest performing videocassette available today for use with all standard format VHS recording hardware!

Here's what you hear and see....A sharp, clear picture—brightest ever colors—freedom from streaks, flashes and snow—outstanding high-fidelity audio reproduction—optimum camcorder performance—maintains recording integrity. 3M Black Watch™ video tape is 100% laser inspected to guarantee surface smoothness and drop-out free performance. Priced at \$8.00

**You saw it here first!** 3M Black Watch™ 0900 8mm video tape cassette loaded into your Hi Band camcorder delivers the finest picture and sound possible in the 8mm format. Extremely fine particles of pure iron alloyed with nickel and cobalt deliver a video performance exceeding 400 lines of horizontal resolution. You get the advantage of an exceptional video image with superior audio re-



**For the clearest pictures you ever record!**

production. This means your Hi 8 format camcorder will produce the best video and audio definition possible. With the 3M Black Watch™ 8mm cassette, the recording capability and performance of your camcorder will be significantly enhanced. Priced at \$14.95.

**Claggk Inc. — 3M VHS Special Offer**  
P.O. Box 4099,  
Farmingdale,  
New York 11735

Yes, I like your offer and here is my order for 3M Black Watch™ products!

- \_\_\_ 3M Black Watch™ 0900 Hi Band-120 8mm Cassette (\$14.95 each) \$ \_\_\_\_\_
- \_\_\_ 3M Black Watch™ T120 Hi Pro VHS 4410 Videocassette (\$8.00 each) \$ \_\_\_\_\_
- \_\_\_ 3M Black Watch™ Head Cleaner Videocassette (\$19.95 each) \$ \_\_\_\_\_

Shipping and handling per order \$4.00

Total Amount in U.S. Funds only \$ \_\_\_\_\_

New York residents add local sales tax. Canadians add \$6.00 per order. No foreign orders. Do not send cash.

Bill my  VISA  MasterCard  
Card No. \_\_\_\_\_  
Expire Date \_\_\_/\_\_\_/\_\_\_  
Signature \_\_\_\_\_  
Name (Please print) \_\_\_\_\_  
Address \_\_\_\_\_  
City \_\_\_\_\_ State \_\_\_\_\_ ZIP \_\_\_\_\_

# RAIN FOREST RESCUE: TO HELP SAVE HALF OF THE PLANTS AND ANIMALS ON EARTH

In the rain forest, the sounds of fires and bulldozers are replacing the sounds of nature.

Recent studies show that the destruction of the rain forests wipes out 17,000 plant and animal species each year. That's about 48 extinctions per day, two per hour. These are plants and animals that will simply cease to exist, gone forever from the planet. And the toll mounts every day.

Even though they occupy less than 2% of the earth's surface, rain forests are home to over half the world's plant and animal species. When we destroy the rain forest we are endangering our planet's future. The chain of life depends on a variety of plants and animals that are being

destroyed by the day... from the smallest tree frog to the largest tropical tree.

Join The National Arbor Day Foundation and support Rain Forest


Rescue to help put a stop to the destruction. When you join, the Foundation will preserve threatened rain forest in your name.

An area of rain forest the size of 10 city blocks is burned every minute. Help stop the destruction. Before the sounds of nature are replaced by the sounds of silence.

To contribute to  
Rain Forest Rescue, call  
**1-800-222-5312**

 **The National  
Arbor Day Foundation**

The Margay is one of many species whose habitat is threatened rain forest.



## SWITCHING AMPLIFIER

(Continued from page 34)

board. Attach to the other end of those wires a connector that matches the one you used on the other board's power-connection wires.

To finish the on-board assembly, insert IC1 into its socket. Then examine both circuit boards to make sure all your electrical connections are correct and error free, be especially careful to check for solder bridges.

Now you are ready to mount the boards in a project enclosure. You should buy or make a plastic case with minimum internal measurements of 8.2 x 7.7 x 2.5 inches. Make sure it has adequate ventilation holes for letting out the heat produced by the high-wattage resistors, MOSFETS, and diode heatsinks. The author's prototype was built in an attractive home-made enclosure.

Drill holes in the bottom of the case to match the mounting holes on the PC boards. Then do the following for each of the holes: Slide a washer onto a round-head screw and insert the screw from the outside into the drilled mounting hole on the bottom of the enclosure. Next, use a hex nut to secure the screw and washer in place. Then place another nut on top of the one just put in place to form a spacer. The last step is to install the boards and secure them at each screw with another nut.

Once the boards are in place, begin mounting the components that go onto the enclosure itself. Place the four jacks on what will be the back of the case and solder each to its proper pair of wires. Then mount the potentiometer to the front panel of the unit and connect it to its respective wires.

Mount the neon assembly and rocker switch to the front of the case. The fuse assembly should be mounted on the rear of the case. Make all the electrical connections between those components and the proper wires on the power-supply board. Finally, attach a power cord with a two-terminal AC plug to the unit.

Make sure the two boards in the Amplifier are connected before plugging the unit into an outlet. If all is well, you'll soon be enjoying great-sounding audio. ■



## SHORTWAVE RECEIVERS

(Continued from page 56)

to other related pages. With that in mind, here are just a few pages featuring shortwave topics to get you started:

Radio Resources on the Internet is at the Web URL <http://metro.turnpike.net/~termcon/radio.html>. It lists lots of links, so it's a good place to begin your search for Web-based radio-hobbyist information (see Fig. 3). You can use its links to jump to other Web, FTP, and Gopher sites, as well as USENET newsgroups, mailservers, and lists.

The Radio Netherlands Receiver Data Bank is at <http://www.rnw.nl/rnw/en/pub/receiver.html> (see Fig. 4). The site offers an online compilation of numerous shortwave receiver reviews. Also, the Web page lists the Internet addresses of most receiver manufacturers.

Gilfer Shortwave, a major shortwave dealer, is at <http://www.pics.com/gilfer/> (Fig. 5). The page offers several useful features, including the ability to browse its "virtual store" and its online catalog.

The Shortwave Radio Catalog Web page is found at <http://itre.ncsu.edu/radio/>.

HamNet Companion, which we'll mention later, is at <http://www.web.com/~sjl/HamNet—Companion>.

Ham Radio Outlet, a major amateur and shortwave dealer, is at <http://www.hamradio.com/>.

Kenwood Communications can be found at the URL <http://www.accessnv.com/kenwood/amateur.html>.

Low Technical Services is yours for the browsing at <http://www.demon.co.uk/lowe/index.html>.

**USENET Newsgroups:** There are several shortwave and amateur-radio resources in Internet USENET newsgroups. Those are discussion groups that focus on specific subjects; they're the Internet equivalent of online-service and BBS forums.

You might find the discussions and information postings on several recreation and science newsgroups to be helpful in searching for a receiver. The most useful newsgroup to SWLs is [rec.radio.shortwave](mailto:rec.radio.shortwave). Other USENET newsgroups, most of them having to do with amateur radio, include the

ones shown in the "USENET Newsgroups" box.

**FTP Sites:** FTP, or File-Transfer Protocol, is a standard method of transferring files between computers on the Internet. FTP sites let you download from on-screen lists of files.

The ARRL Technical Information Service (TIS) has several downloadable text files that deal with equipment topics. You can access that service and other amateur-radio- and electronics-related information via BBS or America Online. Probably the easiest way to access the ARRL is by "anonymous FTP" on the Net. If you have FTP access, take a look at the [oak.oakland.edu](http://oak.oakland.edu) FTP site. There you will find the ARRL files in the "pub/hamradio/arrl/infoserver" directories; you also can reach the ARRL files at a second FTP address: [mgate.arrl.org](http://mgate.arrl.org).

There are other, mostly amateur-radio-oriented FTP sites you can check for radio information. For starters, try these sites:

- [ftp.cs.buffalo.edu/pub/ham-radio](http://ftp.cs.buffalo.edu/pub/ham-radio)
- [nic/funet.fi](http://nic/funet.fi)
- [ftp.crl.com/users/ro/vhealey/www](http://ftp.crl.com/users/ro/vhealey/www)
- [scitsc.wlv.ac.uk/pub/hamradio](http://scitsc.wlv.ac.uk/pub/hamradio)

### **AOL Ham Radio Club and CompuServe HamNet Forum:**

Check out the Ham Radio Club (Keyword: HAM or HAM RADIO) and ARRL areas (found in the Ham Radio Club) on America Online, or in the HamNet Forum (GO HAMNET) on CompuServe. The CompuServe HamNet Forum has swapshop and vintage-gear areas in which you can exchange messages and download software files; there's also a shortwave section. (The related HamNet Companion Internet Web page is at the URL <http://www.web.com/~sjl/HamNet—Companion>.)

### **CompuServe and America Online**

**Classifieds:** Both online services have classified advertising sections you can peruse for shortwave equipment. On CompuServe, GO CLASSIFIEDS; on America Online, use the Keyword: CLASSIFIEDS.

**Conclusion.** Choosing a shortwave radio that's right for you can be a formidable task. But, armed with the information in this article, and using the resources we suggested, you're at least halfway there. Good luck and happy listening! ■

## BASS-REFLEX SPEAKER

(Continued from page 61)

box design to use for any particular driver we might have. The first is to look at the driver's sensitivity specification, if the manufacturer offers one. Usually, if the sensitivity is specified to be much above 92 dB/watt/meter, then the driver might best be used in a vented system; if it is much less than that, it might be better suited for use in a sealed box.

The second criterion is the driver's  $Q_{ts}$  value. If it is less than about 0.4, or so, the driver is also probably best used in a vented box; if it is greater than that, it would perform better in a sealed box. And, finally, the best test of all is if we have access to another Thiele value,  $Q_{es}$ , the driver's electrical Q value. As Table 3 shows, if we take the value of  $f_s$ , which we already know from above, and divide it by the value of  $Q_{es}$ , and we get a number greater than about 50, then we have a driver that's best for a vented box. Otherwise, if the calculated value is much below 50, the driver would probably perform best in a sealed box instead.

**Conclusion.** Well, now with all this said, there is no reason that anyone with a little woodworking experience, and some patience, can't design and build a perfectly good set of speaker systems for the living room or bedroom. And save a bundle of money doing it! Good listening! ■

## THE COLLECTED WORKS OF MOHAMMED ULLYSES FIPS

#166—By Hugo Gernsback.

Here is a collection of 21 April Fools Articles, reprinted from the pages of the magazines they appeared in, as a 74-page, 8½ × 11-inch book. The stories were written between 1933 and 1964. Some of the devices actually exist today. Others are just around the corner. All are fun and almost possible. Stories include the Cordless Radio Iron, The Visi-Talkie, Electronic Razor, 30-Day LP Record, Teleyeglasses and even Electronic Brain Servicing. Get your copy today. Ask for book #166 and include \$16.00 (includes shipping and handling) in the US and Canada, and order from **CLAGGK Inc., P.O. Box 4099, Farmingdale, NY 11735-0793**. Payment in US funds by US bank check or International Money Order. Allow 6-8 weeks for delivery.



MA05

## SOLID-STATE PENLIGHT

(Continued from page 44)

photograph is the clip to which the lead is soldered).

Next, make a lamp "button" from a piece of 1/32-inch-thick-plane epoxy board. Using a number-53 drill tip, drill two holes into the button, spacing

### PARTS LIST FOR THE SOLID-STATE PENLIGHT

- D1—1N4001 silicon rectifier diode
- LED1—Ultrabright light-emitting diode, 5000-mcd intensity (Radio Shack part number 276-086 or equivalent)
- B1, B2—1.5-volt AA alkaline battery
- S1—SPST switch (part of penlight case)
- Penlight with rear on-off switch (Radio Shack part number 61-2626 or equivalent), wire, solder, hardware, etc.

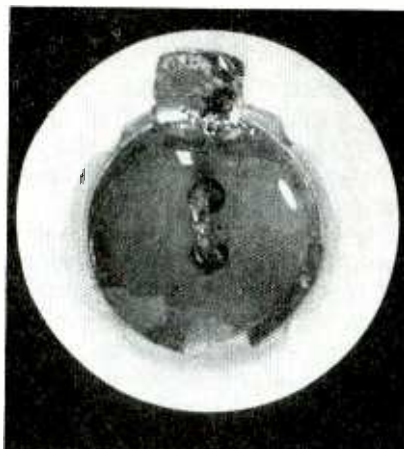


Fig. 3. This rear view of the plastic lamp assembly shows both the negative lamp clip (the metal square at the top) and the positive, bent diode lead (located in the center).

them about 3/32 inch apart. Epoxy that button in place at the rear of the assembly, and bend the positive or diode lead through it as shown in Fig. 3. That bent lead makes the positive connection to the batteries in the case.

**Using the Penlight.** Reassemble the Penlight and insert a set of fresh, alkaline AA batteries; the positive battery terminals must point toward the front. For best results, wipe the LED lens with a soft tissue before turning the unit on—even a small amount of dirt or dust on the lens will noticeably reduce the light output.

Tests performed by the author showed that the battery had an effective life of about 40 hours (with a 50% loss of brightness); however, the Penlight continued to light for over 4 weeks of continuous use. As you can imagine, the light output at the end of 4 weeks was too low for use as a flashlight, but it was still bright enough to read by!

Compare that to a test performed on an incandescent penlight. After only 20 minutes of use, the light intensity was down to about 50%. The filament burned out after 65 minutes of use. Quite a difference from the Solid-State Penlight!

If you'd like to test the fact that the Penlight helps you keep your night vision, try this simple experiment: Take a slip of newspaper, a regular penlight, and the Solid-State Penlight into a completely dark room. Wait five minutes for your eyes to become adapt-

ed to the dark. Then, turn on the Solid-State Penlight and read the slip of newspaper. You will find that, when you are finished, your eyes are still dark adapted (they should still be at near-maximum sensitivity). Next turn on the regular penlight and try it! When you are finished you will be nearly as night blind as you were when you began!

So, whether you like amateur astronomy, work in a photographic dark room, or just want a neat little light for emergencies, you'll find the Solid-State Penlight to be a perfect project to build. Have fun! ■

## HANDS-ON REPORT

(Continued from page 23)

The cartridge included with the drive slides into a door in the front of the drive. A lever then must be switched into a locking position that prevents the cartridge from being removed at the wrong time. The cartridge can be removed only by pressing a stop button while the drive is running. That spins down the drive and prepares it for ejecting the disk. Cartridges can also be software locked to prevent removal unless a software unlock command is issued. In addition, cartridges can be write-protected after data is stored on them to prevent inadvertent deleting of files.

Once the drive is installed, the computer can be turned on. Most likely the computer's BIOS will report a setup error, allowing you to change CMOS settings for the installation of the new drive. Sometimes a BIOS will adjust itself automatically without worrying you about it. The drive is now ready to be loaded with software.

Now we're set with our removable hard drive. If you have a need to transport or back up large files, or are constantly running out of disk space, then the EZ135 might be just what you need. For more information, contact the manufacturer directly at the address given below, or circle 119 on the Free Information Card. ■

### Vendor Information

SyQuest Technology, Inc.  
47071 Bayside Parkway  
Fremont, CA 94538

You don't  
have to know  
someone  
really well  
to give  
the perfect gift.  
In fact,  
you don't have  
to know them  
at all.

Please give blood.  
There's a life to be saved right now.

Call 1-800 GIVE LIFE



American Red Cross



## THINK TANK

(continued from page 64)

would squish some of the values at one end of its range.

## MUDDY WATERS

A turbidimeter is a scientific instrument used to measure the cloudiness of solutions such as water. Cloudiness usually results because particles suspended in a liquid scatter light. Therefore, if you measure the amount of scattered light, you can measure the turbidity. Once you've built a turbidimeter (see Fig. 4A), you can use it to measure or monitor drinking water,

joint with a glue fillet followed by flat black paint. Paint the inside of the test-tube holder flat black also.

Glue a cadmium-sulfide photoresistor (R2) to a cardboard disc, and glue the assembly to the open end of the 90° tube. Next, cement a biconvex—curves outward on both sides—lens (also available at science/surplus places) to the bottom of the test-tube holder. Power up I1, a 12-volt, 1-amp automotive light bulb, and hold it at various distances below the biconvex lens. Find the distance at which a beam of light comes straight up the tube or converges slightly, but does not diverge. Mount the lamp and

played on the 100- $\mu$ A meter, and the resistors on the rotary switch set the sensitivity or attenuation. Power is supplied to the circuit by two 9-volt batteries in a split supply, and I run the lamp off a separate 12-volt supply.

If you want truly calibrated readings, you'll need to buy a turbidity standard solution, available in JTU (Jackson Turbidity Units) and NTU (Nephelos Turbidity Units) from a science-supply company. In operation, zero the meter to a clean-water blank, note the reading from a known standard, note the reading from the unknown sample, and calculate sample turbidity, based on the needle's

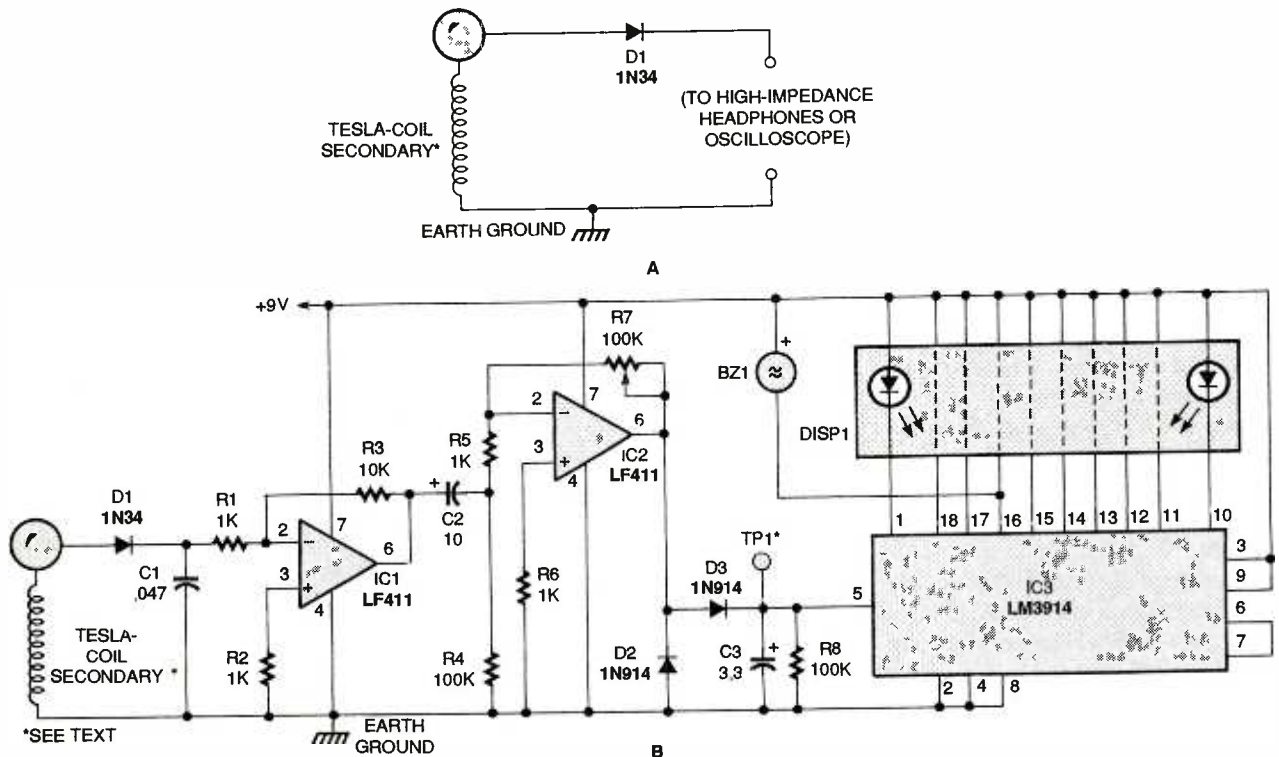


Fig. 5. You can use a Tesla-coil secondary as a simple receiver (A) or as a lightning indicator (B).

well water, rain water, river and lake water, pool water, etc.

Acquire a few flat-bottomed test tubes, available from scientific-surplus supply companies. Find a cardboard tube into which the tube just fits, or if unavailable, roll and glue a tube from paper around a test tube. In the center of the test-tube holder tube, cut a circular hole of roughly 1/2-inch diameter. Cut and shape another tube to fit perfectly over the hole you've made on the test-tube holder at a 90° angle, and glue it on (see Fig. 4B). Lightproof the

detector assembly in your chosen enclosure at the distance determined.

In operation, some of the light scattered by particles bounces down the 90° tube, lowering the photocell's resistance. The photocell is in a divider that provides a light-dependent voltage to IC1, an LF411 set up as a difference amp. The difference or subtracted voltage lets you zero the meter reading to clear water by adjusting the zero potentiometer. The output voltage is amplified by IC2, another LF411. The amplified voltage is dis-

position.

—Nick Cinquino, Schaumburg, IL

Very nice. Users should block ambient light from entering the test tube from above or adding to the bulb's light from below. That would prevent additional light from reaching the photocell, which would shift the unit's accuracy under different lighting conditions.

## SECONDARY USES

A typical Tesla coil incorporates two coils, a primary and a secondary. The

primary coil, along with a capacitor, has a resonant frequency equaling the quarter-wave frequency of the secondary. The secondary coil is simply a very long length of enamel or plastic-insulated wire wound on a tube. It has a fairly sharp resonant frequency without a separate tank capacitor because the windings have a capacitance and resistance.

Part of the reason why Tesla developed the Tesla coil was to send RF energy from a powered coil to a distant coil with the same resonant frequency. So I started to wonder what would happen if I used the secondary as an RF receiver coil, without any tuning capacitor. The two circuits in Fig. 5 were developed as a result.

For safety's sake, if you have a Tesla coil, temporarily remove the secondary from its assembly to repeat these experiments. The thought of somebody inadvertently powering up the coil while you're connected to its secondary via headphones is really not funny. If you don't have a Tesla coil, you can make just the secondary for these circuits, and who knows, you might build a full Tesla coil around the secondary at a later time.

Here's a Tesla-coil-secondary recipe to try: Wind 750 turns of 24-gauge, enameled magnet wire onto an 18-inch-long piece of 1.9-inch-outer-diameter PVC pipe. The large coil has an inductance of about 2800-mH, with a self capacitance of about 20 pF. One end of the coil should be earth grounded. Put a metal ball like a drawer pull knob or door knob at the other end.

Now to attach it to a couple of circuits. In Fig. 5A we have a setup that resembles a crystal radio. The RF is detected by a 1N34 germanium diode, D1, and you will note that signal strength is high. What you should hear is one or possibly several AM radio stations, depending on the coil, the radio frequencies in your area, and distance to the transmitter(s).

The next circuit (Fig. 5B) is more useful than the first. There we have a circuit that monitors the RF resonating in the coil by lighting an LED bargraph display in response to signal strength. So, what signal do we want to monitor, you ask? Well, because Tesla coils are designed and built to make artificial

lightning, it is appropriate to use the secondary to monitor the RF from natural lightning. This circuit can be modified to count the number of flashes during a storm's passing, or record amplitudes as the storm approaches and passes your location.

Again, a 1N34 diode does the detecting. Integrated-circuit IC1, an LF411 FET op-amp, amplifies the signal a bit. Another LF411, IC2, adds more gain. The two 1N914 diodes, D2 and D3, rectify the signal; C3 and R8 smooth the signal for IC3, an LM3914 bargraph-display driver, which controls the 10-LED bargraph, DISP1. The low-voltage piezo beeper will work as a lightning alerter. When the bargraph hits the level that BZ1 is connected to, the beeper sounds letting you know you've got lightning approaching.

To use the circuit, connect test-point TP1 to an event counter, chart recorder, or oscilloscope. And that is all there is to it.

Now, if only the coil of this lightning detector could fit in a golfer's pocket!

—Nick Cinquino, Schaumburg, IL

*Wow, now that's creative. The counting device idea is a nice touch. In his original drawing of Fig. 5B, Nick mentions that R6 should be adjusted so the first LED segment just lights up under clear conditions (that's the segment connected to pin 1 of IC3).*

It's time to close this month. If you'd like to participate in an upcoming column, send a circuit drawing and letter to *Think Tank*, **Popular Electronics**, 500 Bi-County Blvd., Farmingdale, NY 11735. If we print your letter, you'll receive a book from our library. Send in enough quality circuits to fill a column, and you'll get an electronic kit and a MCL1010 chip, too. ■



*"It doesn't do anything, but it only cost me \$10 to build."*

## HAM RADIO

(continued from page 71)

### AC LINE VOLTAGE

A reader wrote in to criticize my use of "110 volts" to refer to AC line voltage in the October 1995 column. He states that the U.S. standard has been 120 volts for many years, and while small motors are rated at 115 volts, light bulbs are rated at 120 volts and some appliances at 117.5 volts.

He is, of course, correct. However, the matter is actually moot. Why? Because everyone knows that what is meant is ordinary household AC current from an ordinary, regular wall socket, no matter whether the stated voltage is 110 volts, 115 volts, 117.5 volts, or 120 volts (all those are rms voltages, by the way). Whether I plug a light bulb, a small motor, an appliance, or a ham-radio set into the AC plug on the wall, they all see the same voltage no matter the rating on the label.

Another reason why it's no big deal was given in the October 1995 column: no matter what the specified voltage is, the actual voltage will vary considerably. As I stated in October, on my line-voltage monitor, I've seen 105 volts during summer heavy air-conditioning-use days, and as high as 128 volts at other times. Also, one fellow told me of seeing 95 volts rms during a summer "brown-out" (and, as Paul Harvey would say, the "rest of the story" is that the local power company was warning people in affected areas to turn off air conditioners and other heavy electric-current users). Most common electronic equipment is designed to operate normally over the 105- to 125-volt rms range without harm because of that normal variation.

### CONNECTIONS

I can be reached by snail mail at P.O. Box 1099, Falls Church, VA, 22041, or by e-mail at [carrij@aol.com](mailto:carrij@aol.com). ■

### ANTIQUE RADIO CLASSIFIED

Free Sample!

Antique Radio's  
Largest Circulation Monthly.  
Articles, Ads & Classifieds.



6-Month Trial: \$17.95. 1-Yr: \$34.95 (\$51.95-1st Class).  
A.R.C., P.O. Box 802-L14, Carlisle, MA 01741  
Phone:(508) 371-0512 VISA/MC Fax:(508) 371-7129



# Market Center™

## PUT YOUR PC TO WORK! THIS IS THE MACHINE YOU'VE BEEN WAITING FOR!

Imagine using your computer to turn 3D CAD drawings into actual working parts! Machine and drill printed circuits directly from blank material. Fabricate intricate mechanical components from raw plastic or aluminum. Route wood to make signs or "digitally" carve three dimensional art objects AND MORE! Sound interesting? You bet it is and with your creativity the sky's the limit! The NEURACTOR CNC-4+, 5, 6, & 7 Desktop Manufacturing Systems may be just the edge you need! Utilizing patent pending technology the NEURACTOR CNC kits provide you with machining resolution of .001". All mechanical components are pre-fabricated, pre-machined, plated and painted. The CNC-4+ machines

an area approximately 18"x18"x4.6" and includes four 83 oz/in CY-MOTORS. The CNC-5, 6, & 7 (appx. 42"x42"x4.6", 66"x42"x4.6" and 66"x66"x4.6" respectively) include four 125 oz/in CY-MOTORS. Interface card, 5 amp power supply, 10 pitch steel lead screws, 4 proprietary Slide Block actuator mechanisms, 4 aluminum linear actuator channels, polished steel guide-rods, toolholder bracket, hardware, etc., are included with each unit. (You provide Dremel(tm) Tool or flex-shaft router and work surface.) It's a complete kit! All you do is put it together, calibrate it and TURN IT LOOSE! IF THAT'S NOT EXCITING ENOUGH, WE'RE THROWING IN A FREE, FULL-FEATURED 3D CAD/CAM SOFTWARE PACKAGE WITH EACH UNIT! CNC-4+ is \$695 + 29.95 S/H, CNC-5 is \$895 + 69.95 S/H, CNC-6 is \$995 + 79.95 S/H, CNC-7 is \$1195 + \$89.95 S/H. We also have MICRO-DRILLS, FLEX-SHAFTS, MILLS, ETCHERS, CHEMICALS, BLANK BOARDS, ETC. CNC units sold in USA and Canada only, no exports! At these prices, demand is high so please allow 4 weeks minimum for delivery. CALL NOW!

### MICRO MACHINING

U.S. CYBERLAB, 14786 Slate Gap Rd., West Fork, AR 72774 (501) 839-8293

### IMAGINE THE POWER!

WITH FREE 3D CAD SOFTWARE!

starting at \$695!

HUGE! UP TO 6 x 6 FEET!



## TEST EQUIPMENT SALES

CUSTOMER SATISFACTION #1 PRIORITY

WE BUY SURPLUS EQUIPMENT

- HP 5370A.....UNIVERSAL T/I COUNTER...\$795
- HP 1650B....80 CH. LOGIC ANALYZER.....\$3495  
(W/ BRAND NEW CRT'S)
- FLUKE 5440A.....DC CALIBRATOR.....\$2795
- HP 1980B.....DIGITIZING OSCOPE.....\$1195  
(W/ 4 CH. & DIGITAL STORAGE)
- FLUKE 5200A.....AC CALIBRATOR.....\$2195
- HP 8754A.....NETWORK ANALYZER.....\$2995  
(W/ 8502A TEST SET).....\$3995
- FLUKE 5100B-03-05.....CALIBRATOR.....\$5695
- FLUKE 752A...REFERENCE DIVIDER.....\$2950
- ANRITSU MS96A....OPTICAL SPECTRUM ANALYZER.....\$5995



- HP 54510A. DIGITAL STORAGE SCOPE..\$4995
- HP 4954A.....PROTOCOL ANALYZER...\$2895
- HP 8012B...50 MHz PULSE GENERATOR...\$695
- TEK 7104.....1 GHz SCOPE SYSTEM...\$4995  
(W/ 7A29, 7B10 & 7B15)
- KEITHLEY 224.....CURRENT SOURCE...\$1195
- TEK P6201.....900 MHz FET PROBE.....\$295
- BMI 2400.....POWER LINE MONITOR.....\$1895
- DATRON 1081.....7.5 DIGIT DMM.....\$1595
- FREQ. & TIME 8400.....GLOBAL POSITIONING SYSTEM.....\$6995



P.O. BOX 986  
LONDONDERRY, NH 03053

PHONE (603)434-2544  
FAX (603)425-2945

ASK ABOUT OUR NEW  
TEKTRONIX & FLUKE  
PRODUCTS

# ALL ELECTRONICS CORP.

QUALITY PARTS • DISCOUNT PRICES • FAST SERVICE

## COMMUNICATION HEADSET w/ ANTENNA

Headband with electret microphone, dynamic earphone and antenna. Mouth-piece position and headband are adjustable. Cable is 3' long with 6 wire termination. These are new units removed from walkie-talkie radios. They have been in storage for a long time, and the foam microphone windscreens are deteriorating. This may detract from the appearance of the units, but they are unused and functional.

CAT# PHN-8 **\$5<sup>00</sup>** each  
10 for \$45.00

## ULTRASONIC TRANSDUCER SET

Murata-Erie # MA40A3R & MA40A3S 40 Khz transmitter and receiver, matched pair. Band width: 4K Hz.+. Ideal for remote control systems, burglar alarms, flow rate detectors, etc. 0.64" diameter X 0.47" high.

CAT# UST-40 **\$2<sup>50</sup>** per pair

## MINI 12 VDC SOLENOID

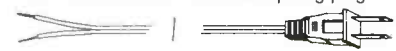
12vdc, 54 ohm miniature solenoid. Coil mounted on U bracket. Bracket size: 0.36" x 0.43" x 0.81" long. 1.65" long plunger extends from both sides of coil. Spring return. Can be used for both push and pull action.

CAT # SOL-23 **\$1<sup>25</sup>** each  
10 for \$10.00

## Special Pricing 2 CONDUCTOR LINE CORDS

6' 18/2 WHITE

SPT-2 insulation. Polarized 2 prong plug.



**3 for \$1<sup>20</sup>** CAT # LCAC-18  
100 for \$35.00

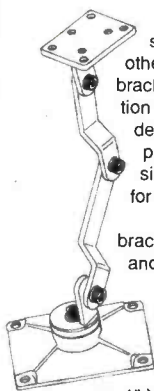
## RECHARGEABLE GEL CELL 12 VOLTS 3 A/H



Maintenance free, rechargeable gel cell battery. An excellent back-up power source for alarms, communications equipment, lighting or computers. Can be used in any position and can be trickle charged for long periods of time. 5.3" X 2.63" X 2.39"

CAT# S12-3 **\$15<sup>00</sup>** each  
case of 10 - \$120.00

## TILT/SWIVEL MOUNTING BRACKET



Ideal for video cameras, small speakers, video monitors and other equipment, these aluminum brackets feature locking multi-position ratchet joints and a 360 degree swivel ratchet base to provide endless mounting possibilities. Originally designed for mounting cellular phones on automobile consoles, these brackets could be used for ham and CB applications as well.

The base plate is 3.55" X 1.97". The end plate is 2.08" X 1.77" and has an assortment of pre-drilled holes for various applications. Arms are 1" X 0.2" die-cast aluminum. 10" reach fully extended. Flat black.

CAT # SMB-1 **\$7<sup>00</sup>** each  
10 for \$65.00

## C-30 AUDIO CASSETTE



Brand-new, good-quality 30 minute (15 min. per side) audio cassettes. Excellent for demos or instruction tapes.

Manufactured without record-prevent knockout tabs, so the indentations must be taped over before use.

CAT # C-30 **3 for \$1<sup>00</sup>**  
100 for \$30.00 • 500 for \$125.00

## INTERNET USERS!

Visit Our Web Site.  
<http://www.allcorp.com/allcorp/>

## "HI-8" VIDEO CASSETTE (USED)

8 mm Video Camcorder Users!

SONY Hi-8 Top quality, metal particle 120 minute video cassettes. Used for a short time, then bulk-erased. Each cassette has its own plastic storage box. Satisfaction Guaranteed.



**\$3<sup>00</sup>** each

CAT # VCU-8  
10 for \$28.00 • 100 for \$250.00

## SUPER SAVINGS ON S-VHS TAPES (USED)



Super VHS tape users! Save a bundle on name-brand S-VHS, T-120 tapes. These tapes were used for a brief period, then bulk erased.

The record-protect tabs have been broken out, so you will have to cover the notch with a piece of tape, but they work great and cost a fraction of the "new" price. Try some, you'll be back for more.

CAT #S-VHS **\$3<sup>00</sup>** each  
10 for \$28.00 • 100 for \$250.00

LARGE QUANTITY AVAILABLE!

## 9 FOOT DUAL AUDIO CABLE



9' shielded dual audio cable with color coded (red and yellow) RCA style pin plugs either end. Black cable. **\$1<sup>00</sup>** each

CAT# DCB-108  
10 for \$8.50 • 100 for \$75.00  
1000 for \$500.00

MANUFACTURERS - We Purchase EXCESS INVENTORIES... Call, Write or Fax YOUR LIST.

CALL, WRITE, FAX or E-MAIL For A Free 64 Page CATALOG.

Outside the U.S.A. send \$2.00 postage.

ORDER TOLL FREE **1-800-826-5432**

MAIL ORDERS TO:  
ALL ELECTRONICS CORP.  
P.O. BOX 567  
VAN NUYS, CA 91408-0567

E-MAIL [allcorp@allcorp.com](mailto:allcorp@allcorp.com)  
FAX (818) 781-2653  
INFO (818) 904-0524

NO MINIMUM ORDER • All Orders Can Be Charged to Visa, Mastercard, American Express or Discover • Checks and Money Orders Accepted by Mail • Orders Delivered in the State of California must include California State Sales Tax • NO C.O.D. • Shipping and Handling \$5.00 for the 48 Continental United States • ALL OTHERS including Alaska, Hawaii, P.R. and Canada Must Pay Full Shipping • Quantities Limited • Prices Subject to change without notice.





# Spring Inventory House Cleaning

## Drop Low Prices! We'll Match Any Legitimate Deal!

**AOR**  
 AR8000 .1-1900MHz<sup>1</sup> \$599.95  
 AR3000A .1-2036MHz<sup>2</sup> \$1029  
 AR5000 10kHz-2600MHz<sup>1</sup> **CALL**  
 SDU5000 Spectrum Display \$995.95  
 AR3030 30kHz-30MHz Special \$599.95

**OptoElectronics**  
 CUB .1-2800MHz counter \$139.95  
 M-1 10Hz-2400MHz counter \$229.95  
 3000A+ 10Hz-3000MHz counter \$319.95  
 Scout40 Counter Logger \$399  
 Discounts on entire line...**CALL!**  
 Scout40, AOR2700/8000 package available...\$759/\$1039

**Bearcat-Uniden**  
 BCT-7 Pretuned scan by state<sup>2</sup> \$169.95  
 BC220XLT Portable V/UHF-800<sup>2</sup> \$224.95  
 BC890XLT Base/Mob. V/UHF-800<sup>2</sup> \$229.95  
 BC3000XLT Portable 25-1300MHz<sup>2</sup> \$369.95  
 BC9000XLT Base/Mob 25-1300MHz<sup>2</sup> \$389.95

**Drake**  
 SW8 Portable \$679.95  
 R8A New Desktop \$1069  
 R8 Trade ins wanted, upgrade now!

**Grundig**  
 YB305 New digital. Special \$124  
 YB400 All Mode, SWL. Special \$179.95

**ICOM**  
 R1-15 Blocked 800-900MHz<sup>2</sup> No Blk Call \$429.95  
 R100-11 Blocked 800-900MHz<sup>2</sup> \$679.95  
 R7000 FCC qualified users only **CALL** \$1839  
 R7100A-12 blocked 800-900MHz<sup>2</sup> \$1515  
 R9000 FCC qualified users only **CALL** \$6250

**LOWE**  
 HF150 Compact 30kHz-30MHz \$547  
 HF225E Table-top Europa HF \$1099  
 HF250 New Tabletop HF \$1199  
 HF250RS Remote/Synchro Det. \$1349

**Realistic/Radio Shack**  
 DX394 NEW HF, 15-30MHz. All mode \$366  
 PRO26 NEW 200ch. WX, 25-1300MHz<sup>2</sup> \$349.95  
 PRO46 100ch. V/UHF 800, Cell restorable \$199.95  
 PRO62 NEW, 50ch. V/UHF 800<sup>2</sup> \$269.95  
 PRO60 NEW, 200ch. V/UHF 800 UHF AIR<sup>2</sup> \$299.95  
 PRO2037 200ch., V/UHF 800, triple conv.<sup>2</sup> \$294.95  
 PRO2039 NEW, 200ch. V/UHF 800 doub. conv.<sup>2</sup> \$229.95  
 PRO2042 NEW, 100ch. 25-570/760-1300MHz<sup>2</sup> \$429.95

**Sangean**  
 ATS202 Mini digital 13SW, AM FM \$89.95  
 ATS606P w/Rec ANT AC adapt, 45 memo. \$169.95  
 ATS303 NEW, Digital 20 memories \$89.95  
 ATS818 NEW low Price, .1 - 30MHz \$130

**Sony**  
 ICF5W55 125 memo. AM/FM/SW SSB \$349.95  
 ICF5W77 162 memo. .1-30MHz Synchro \$459.95  
 ICF5W100S 50 memo., mini shirt pocket system \$344.95  
 ICF5W1000T NEW, all band synchro cassette \$553  
 ICF5W7600G Our Biggest Seller, all band/SSB \$179.95  
 ICF2010 Proven winner w/ air band \$344.95

1-Factory Cell Blocked, EEB can un-Block your scanner - \$44  
 No Block available to FCC qualified users.  
 2 - Cellular Blocked Not Restorable

### BEARCAT BCT-7

BearTracker with alert, pre-programmed, select your state, hear the action!!!  
 National ads at \$199.95



**SALE \$167**

### COBRA HH-70

ALL Controls in Mic. Secure Install, No unit visible, 40ch., 4Watts Out. The Hottest Selling CB on the Market!  
 LIST \$169.95

**SALE \$97**

### Global Positioning System

GPS is sweeping the industry. Know your location/altitude, anywhere in the world to a few feet. Trimble, Magellan, Garmin & Eagle.

**SALE \$199**

### GE SUPERADIO III

Puts the fun back in AM/FM DX'ing. Larger ferrite rod antenna, 4 LF. stages. Every one needs this great sounding

**SALE \$59**

### PRO2042

100Ch, 25-570/760-1300MHz (less cell). Top End Scanner. Save \$100

**SALE \$399.95**

### Trade-ins B-Stock BIG SAVINGS

on our BBS Update list SASE

### Radio Shack SWL DX394

.15 - 30MHz, AM, CW, SSB, 160 memories, Male w/ most scanners for full coverage.  
 List \$399.95

**SALE \$366**

### SONY ICF5W1000T

Hi-Quality, all mode SWL, AM/FM, cassette. Auto Reverse, Clock Timer, Tape Turn On. FREE KX-2 Headset

**SALE \$533**

### SANGEAN ATS818

.1 - 30MHz, 88-108MHz, AM, CW, SSB, FM, SAVE over \$100, FREE KX2 Headset incl., LIST \$239.95

**SALE \$130**

### AOR AR8000

Scan .1 - 1900MHz. All mode with SSB, 1000 memory, 10x100ch., RS232. Optional Software LIST \$799

**SALE \$588**

### Drake R8A Time to Upgrade

4 Star(1BS), over 12 improvements, over R8.

**Now Just \$1069**

### ICOM R100 NO BLOCKS

DEMO! .5-1800MHz, 120 memory channels, 13.8VDC, opt 120VAC adaptor \$19.95, was \$799. 1 year warranty.

**1 ONLY \$675**

### NEW IC706

Fantastic performance!  
 Rec .1 - 200MHz, Xmit all Ham band, 160 - 6Mt, 100W, 2MT, 10W all mode List \$1560



**SALE \$1228**

### AOR AR2700

Scanner, .1-1300MHz, AM, FM, FMW, 500 memories, RS232. Opt. Digital 20 sec. Record. Scout compatible, NEW low Price! Reg. \$399.95

**SALE \$347**

### JEEP 1 Radio

Fashioned after the original Jeep dash. Rugged and water resistant, AM/FM/Cass/CD, end fire speakers, "O" ring water tight construction. Stores 30 CD's, 8 "D" (not incl.). 120VAC AC adaptor incl.

**SALE \$166**

### OPTO SCOUT 40

Counter, Digital capture of signal, Reaction Tune AOR Scanner 8000/2700, RS232 output. LIST \$449

**SALE \$399**

### SONY ICF-7600G

Our Biggest Seller! All SWL. Synchronous detection, SSB, Key input, 22memory channels, Opt AC not included!

**NOW \$179.95**

### 75% OFF SONY CRF-21V

list \$399.5 **NOW \$99.5**  
 LIMITED QTY  
 9kHz-30MHz FW, VHF, SAT, Fax Printer, All Mode. See our other Ad.

**1 ONLY \$675**

### LOWE HF150

Rugged HF, Full coverage, excellent audio, Dynamics, Synchro AM, much more. Our Jan PC ad price \$649.95

**SALE \$547**

### GRUNDIG YB305

.1 - 30MHz, 88 - 108MHz, 30Mem, AM, FM, FREE KX2 Headset

**SALE \$124**

### NV100-1

Night Vision - Now the public can afford to see at night. A must for security, hunting, camping stargazing. NV-100 100mm, f1.4 lens w/IR Lowest Price in U.S.

**SALE \$347**

### SYSTEM PACKAGE DEAL

Includes: Scout 40, Scanner, Scanner Mods, Interconnect Cable, 1 year extended warranty.  
 • AR8000, Scout 40 \$1019  
 • AR2700, Scout 40 \$759  
 Send your AR8000 & Scout 40 in and we'll do the mods, incl. cable, 1 YR. warranty on our work, check-out system with your new Scout and return UPS. \$429

**Under \$700**

### Drake R8 Used

We have several clean used R8's at Big SAVINGS! 100% OK thru EEB lab. 90 Warranty.

**Under \$700**

### WRTVH1995 PASSPORT 1995

**50% OFF**  
 WRTVH95 \$12.45  
 PASSPORT95 \$9.95  
 LIMITED QTY

The most sophisticated, accurate and easy-to-use weather stations are now even better. For years, thousands of people have turned to Davis for weather monitoring equipment for their homes and offices, schools, fire stations, factories, and farms. Now Davis introduces a new line with redesigned displays and keyboards, new features (including humidity, dew point, and barometric trend), and state-of-the-art microprocessors for the utmost in accuracy.

All Davis models offer the most advanced weather monitoring technology available. Whatever your weather monitoring needs, one of Davis models is sure to offer a practical and versatile solution.  
**Add computer software, expand your system with plots-graphs and more!**  
**Free 12pg Color Catalog \$Call/Fax.**  
**EEB Will Beat Any Advertised Deal-Call**



Temp inside	7400	7415	7425	7440	7400 Perception	\$134.95
Temp outside	*	*	*	*	7415 Wizard IIs	\$134.95
Hum inside	*	*	*	*	7425 Wizard III	\$169.95
Hum outside	*	*	*	Opt	7440 Motitor II	\$349.95
Barometric	*	*	*	*	7852 Rain Collector	\$69.95
Rain Fall	*	Opt	Opt	Opt	7859 ExtTemp/HVM	\$89.95
Time/Date	*	*	*	*	7862/7866 IBM/MAC	\$149.95
Wind Speed	*	*	*	*	7520 Stand Alone Rain Gauge	\$89.95
Direction	*	*	*	*	7815 Remote Display All units	\$89.95
IBM/MAC	Opt	Opt	Opt	Opt		

**323 Mill St. Vienna, VA. 22180**      **Orders: 800 368 3270**  
 INFO/Metro: 703 938 3350  
 BBS: 703 938 3781  
 Internet: eeb@access.digex.net

- Prices subject to change
- Prices do not include freight
- Returns subject to 20% restock fee
- FREE 1996 Catalog, 3rd Class, U.S.



# ALFA ELECTRONICS

HIGH QUALITY TEST EQUIPMENT  
BEST PRICE



**DMM 89 \$179.00**  
**Most Advanced DMM**  
*All Purpose & Communication*  
-80.7 to 81.4 dBm with 4Ω -1200Ω  
20 reference impedances  
True RMS  
Frequency counter: 0.01Hz-10MHz  
Capacitance: 1pF-50,000μF  
Measure AC volt to 20kHz  
5000 counts, 0.1% accuracy  
Auto/manual range, fast bar graph  
Min/Max/Ave/DH/Relative/Zoom  
Auto power off  
Input warning  
Splash proof  
Volt, amp, ohm, logic, diode, continuity  
Ruggedized case  
Rubber holster included



**DMM 2360**  
~~\$119.95~~  
**NOW \$109.95**  
**DMM+LCR Meter**  
Inductance: 1μH-40H  
Capacitance: 1pF-40μF  
Frequency: 1Hz - 4MHz  
Temperature: -40-302 °F  
TTL Logic Test: 20MHz  
Diode, Continuity  
Volt, Amp, Ohm  
3999 count display  
Peak Hold  
Auto power off  
Ruggedized case.  
Temperature probe included



**DMM 20**  
**\$74.95**  
Inductance: 1μH-40H  
Capacitance: 1pF-200μF  
Frequency: 1Hz-20MHz  
Volt, amp, ohm, diode,  
20 Amp AC/DC current  
Transistor HFE  
Continuity, duty %  
Peak hold/Max  
Ruggedized case  
Rubber holster \$8.00

Full line of DMMs, economy, compact, ruggedized, solar cell, automotive, heavy duty, industrial, starts from \$19.95

Fluke Multimeter	
Fluke 12	\$84.95
Holster C-10	\$10
Fluke 70 II	\$75.95
Fluke 73 II	\$97.50
Fluke 75 II	\$129
Holster C-70	\$16
Fluke 77 II	\$155
Fluke 79 II	\$175
Fluke 29 II	\$175
Fluke 76	\$175
Fluke 87	\$287
Fluke 867	\$1199
Fluke 97	
Scope Meter	\$1785
Fluke 105	
Scope Meter	\$2799




**LCR Meter 131D**  
**\$229.95**  
**Most Advanced LCR**  
Dual display: L/Q or C/D  
Inductance: 0.1μH-1000H  
Capacitance: 0.1pF-10,000μF  
Impedance: 1mΩ-10MΩ  
0.7% basic accuracy  
Auto/manual range  
Dissipation factor & Q factor  
Serial & parallel mode  
Relative mode for comparison  
and to remove parasitics  
Statistics, tolerance,  
Best for design, incoming  
testing & production  
SMD and chip component  
test probe \$25.00




**LCR Meter 814**  
**\$189.95**  
**Best Resolution LCR**  
Inductance: 0.1μH-200H  
Capacitance: 0.1pF-20,000μF  
Resistance: 1mΩ-20MΩ  
1% basic accuracy  
Dissipation factor indicates leakage  
in capacitor and Q factor in inductor  
Zero adjustment to reduce parasitics  
Best for high frequency RF  
SMD and chip component test probe  
\$25.00

LIMITED QUANTITY SPECIAL  
DIGITAL LCR 680 \$74.95  
0.1pF, 1μH, 10mΩ resolution



**Frequency Counter FC-1200**  
**\$129.95**  
Frequency: 0.1Hz-1.25GHz  
Display: 8 digit LCD  
Period: 0.1μs-0.1s  
Records Max/Min/Average  
Data hold, relative mode  
Telescoping antenna \$8.00  
Deluxe case \$5.00

Also Available:  
AC/DC clamp meter, Light meter,  
Thermometer, pH meter, High  
voltage probe, Digital caliper,  
Anemometer, Electronic scale,  
Force gauge, Tachometer,  
Stroboscope, Humidity & EMF  
adapter, Sound level meter,  
Frequency counter, SWR/field  
strength/power meter, Dip meter



**20 MHz Oscilloscope with Delay Sweep PS-205**  
**\$429.95**  
Dual Trace, Component test, 6" CRT, X-Y Operation, Sync, Z-Modulation, CH2 Output, Graticule Illum, 2 probes each has x1, x10 switch. Best price with delay sweep.

PS-200	20 MHz DUAL TRACE	\$339.95
PS-400	40 MHz DUAL TRACE	\$494.95
PS-405	40 MHz DELAY SWEEP	\$589.95
PS-805	80 MHz DELAY SWEEP	\$789.95
PS-1000	100 MHz DUAL TRACE	\$999.95


Scope Probe: 60MHz x1, x10 \$15, 100MHz x1, x10 \$22  
250MHz x1, x10 \$29, 250MHz x100 \$39

**Digital Storage Scope**


**DS-303 30MHz, 20M Sample/sec \$849.95**

**DS-303P with RS-232 interface \$1,049.95**


Switchable between digital and analog modes  
2 K word per channel storage  
8 bit vertical resolution (25 Level/div)  
Expanded Timebase 10ms/div - 0.5 s/div  
Refresh, Roll, Save all, Save CH2, Pre-Trig  
Plotter control



**DC Power Supply PS-303**  
**\$159.00**  
**0-30 VDC, 0-3A output**  
Constant voltage & constant current mode  
0.02% + 2mV line regulation  
0.02% + 3mV load regulation  
1 mVrms noise and ripple  
Short circuit and overload protected  
PS-8200 with digital voltmeter \$179.00  
Also available: 30V/5A, 60V/3A, 60V/5A  
16V/10A, 30V/10A



**DC Power Supply Triple Output PS-8202**  
**\$499.95**  
Two 0-30 VDC, 0-3A outputs  
One fixed 5VDC, 3A output  
Capable of independent or tracking operation  
Constant voltage and constant current mode  
Four digital meters for volt and current display  
Excellent regulation and low ripple  
Short circuit and overload protected  
Also available: 30V/5A triple output \$549.95  
Dual tracking 30V/3A, 30V/5A, 60V/3A, 60V/5A



**RF SIGNAL GENERATOR SG-4160B**  
**\$124.95**  
100 kHz-150MHz sinewave in 6 ranges  
RF Output 100mVrms to 35 MHz  
Internal 1kHz, External 50Hz-20kHz  
AM modulation  
Audio output 1 kHz, 1 Vrms

**RF SIGNAL GEN./COUNTER SG-4162 AD**  
**\$229.95**  
Generates RF signal same as SG-4160B  
6 digit frequency counter 1Hz - 150 MHz for internal and external source Sensitivity <50mV

**AUDIO GENERATOR AG-2601A**  
**\$124.95**  
10Hz - 1MHz in 5 ranges  
Output: 0-8Vrms sinewave  
0-10Vp-p squarewave  
Synchronization: ±3% of oscillation frequency per Vrms  
Output distortion:  
0.05% 500Hz - 50kHz  
0.5% 50Hz - 500kHz  
Output impedance: 600 ohm

**FUNCTION GENERATOR FG-2100A**  
**\$169.95**  
0.2 Hz - 2 MHz in 7 ranges  
Sine, square, triangle, pulse and ramp  
Output: 5mV-20Vp-p  
1% distortion, DC offset ± 10V  
VCF: 0-10V control frequency to 1000:1

**FUNCTION GEN/COUNTER FG-2102AD**  
**\$229.95**  
Generates signal same as FG-2100A  
Frequency counter 4 digits  
Feature TTL and CMOS output



**RF SIGNAL GEN./COUNTER SG-4162 AD**  
**\$229.95**  
Generates RF signal same as SG-4160B  
6 digit frequency counter 1Hz - 150 MHz for internal and external source Sensitivity <50mV

**AUDIO GEN./COUNTER AG-2603AD**  
**\$229.95**  
Generates audio signal same as AG-2601A  
6 digit frequency counter 1Hz-150MHz for internal and external sources Sensitivity <50mV

**FUNCTION GEN./COUNTER FG-2102AD**  
**\$229.95**  
Generates signal same as FG-2100A  
Frequency counter 4 digits  
Feature TTL and CMOS output

**SWEEP FUNCTION GEN./COUNTER**  
**\$329.95**  
0.5Hz to 5 MHz in 7 ranges  
Sweep: Linear 10:1/Log 10:1 20ms to 2s  
AM Modulation  
Gated Burst, Voltage Control Generator  
Generator Control Voltage & 6 digit counter  
1Hz-10MHz for internal & external sources

**ALFA ELECTRONICS**  
741 Alexander Rd., Princeton, NJ 08540

(800) 526-2532/(609) 520-2002  
FAX: (609) 520-2007

15 DAY MONEY BACK GUARANTEE. 1 YEAR WARRANTY  
CALL OR WRITE FOR FREE CATALOG AND BEST OFFER.

Visa, Master Card, American Express, COD, Purchase Order Welcome


CIRCLE 26 ON FREE INFORMATION CARD



**"Get the skills you need at a price you can afford!"**

# Earn up to \$45 an hour or more as a skilled Computer Programmer.

**Cash in on the explosion of opportunities. Start your new career or even open a business of your own as a highly-paid computer programmer.**



**C**omputer programmers today can almost write their own ticket to financial well-being and job satisfaction. Only Foley-Belsaw's unique in-home training programs can give you the skills you need at a price you can afford.

You'll learn the three hot computer languages — QBasic, C and Visual Basic. You'll even work with the hot new C++. With this easy-to-learn knowledge, you'll write your first QBasic program by the end of the first SkillPak of lessons. Soon you'll be programming sound and graphics, and even learning how to program for the Windows environment — the most popular application program today.

## It's easy to cash in!

Look at some of the things professional computer programmers do. "Wrote a C program to clean up a WordPerfect file; edited the resulting file as data errors were found." This work would take a trained programmer less than five hours to complete, and they could make over \$200 for the work. That's money you could be making — and soon — with training from the Foley-Belsaw Institute of Computer Programming.

## Everything is included!

We provide you with all the materials you'll need to become a professional computer programmer. You'll receive 37 lessons, designed for you by the Foley-Belsaw Professional Programmer Staff. Other valuable materials include a *Programmer's Handbook*, Programmer's Examples on two 3.5 inch disks, Programmer's Flowchart Template, and a booklet, *Selecting the Right Computer*.

Other schools force you to buy a complete computer package as part of their training program. At Foley-Belsaw we understand that your needs as a programmer may not fit into a "one size fits all" approach. Why should you pay hundreds of dollars for a computer system that you may not need?

We'll tell you what you need to know so that when you're ready to buy your own computer, you can get the machine that fits your needs at the lowest possible price. That's the Foley-Belsaw way.

## Get the free facts today.

Whether you want to change careers, have a profitable part-time job or start your own business, Foley-Belsaw Institute's new computer programming course is the first step. A profitable future in computer programming can be yours. Call or write today for a fact-filled information kit including a free copy of *Computer Programming — A Profitable Career In Your Spare Time*. See how easy it is to begin a money-making career as a sought-after computer programmer. Our free full-color information kit outlines the steps of the computer programming course and shows you everything you will receive as part of your training.



**Mail this coupon or call today  
Toll Free 1-800-487-2100!**

**Your free opportunity kit will be rushed to you!**

If coupon is missing, write to: Foley-Belsaw Company, 6301 Equitable Road, Kansas City, MO 64120

Call or complete & return this coupon to: Foley-Belsaw Institute, 6301 Equitable Road, Kansas City, MO 64120

**YES! Rush me a free information kit on Computer Programming right away.** Dept. 35194

Other career courses:


- Locksmithing, Dept. 12789
- Small Engine Repair, Dept. 52667
- Saw & Tool Sharpening, Dept. 21611
- VCR Repair, Dept. 62474
- Computer Repair, Dept. 64371
- TV/Satellite Dish Repair, Dept. 31246
- Gunsmithing, Dept. 92278
- Woodworking, Dept. 43546
- Upholstery, Dept. 81215
- Vinyl Repair, Dept. 71148
- Electrician 95053
- Computer Specialist 38046
- Networking Specialist 39034

I understand that there is ABSOLUTELY NO OBLIGATION and NO SALESMAN WILL CALL.

Name \_\_\_\_\_

Address \_\_\_\_\_

City \_\_\_\_\_ State \_\_\_\_\_ Zip \_\_\_\_\_





# RAINBOW KITS

Many of our kits are available completely built



## FM STEREO TRANSMITTER

Own your own FM radio station. Any stereo signal you plug into the FMST-100 will be transmitted to any FM radio tuneable from 76 to 108MHz FM. Transmit a wireless link through an auditorium, from your car to your camper, listen to your CD's while mowing the lawn, Play music on one channel sing on the other. Clarity is excellent, approx. 40dB stereo separation. Length of antenna determines the distance of transmission. Complete with stereo input level controls & crystal for stereo separation. 9v battery operation. SIZE: 1.5" x 2.5" x 3"

FMST-100 Cabinet \$8.95 KIT \$29.95




## PHONE TRANSMITTER

Small but mighty, it fits anywhere. Phone line powered, never needs batteries. Transmits both sides of a phone conversation

loud and clear, wireless, to any FM radio at great distances. Variable tunes from 70MHz to 130MHz FM. You can also use it as a speaker phone. SIZE: 1.25" x .6"

TEL-B1 BUILT \$29.95 KIT \$12.95




## SUPER SNOOPER BIG EAR

Listen through walls, hear conversations across the room. Add a parabolic reflector and hear blocks away.

The BIG EAR can be hidden about anywhere. Makes an ultra sensitive intercom. Can be used as a 1.5W AMP. We supply a mini-electret mike in the kit. Power requirement 6 to 12v DC. SIZE: 1.75" x 1"

AA-1 BUILT \$29.95 KIT \$10.95




## The "ZAPPER II"

With it's new and improved design it will not only test your radar detector... BUT it's tuned to the amateur radio band.

- While your out on American highways personally test yours and your fellow travelers radar detectors.

The "ZAPPER II" is a 10.450 GHz to 10.550 Transmitter

KIT \$39.95 BUILT \$49.95



This Manual contains schematics, parts lists & P.C. board layouts for many of the Rainbow Kits. Use your own parts to construct our kits.

KIT BOOK \$14.95

\$9.95 with the purchase of any kit.



## WIRELESS


### FM MICROPHONE

Small but mighty this little jewel will out perform most units many times its price. It really stomps out a signal. The WM-2 kit is a buffered wireless mike that operates from 80MHz to 120MHz

FM, the frequency of any broadcast FM radio. Includes a mini-electret mike. 6 to 12v DC. SIZE: 1.25" x 1"

WM-2

KIT \$14.95



### MICRO-MINIATURE PHONE TRANSMITTER

We haven't seen a smaller phone transmitter than the MMPT2 kit. Powered by the phone, it requires no battery. Transmits both sides of a phone conversation to an FM radio up to a 1/4 mile away. Tunable from 88 to 108MHz FM. Attach it to one phone or add it to the line to pick up all incoming calls. The MMPT2 is undetectable if properly installed. Unit has surface mounted parts, you install the leaded parts. Size .45" x .6"

MMPT2

KIT \$29.95




### MICRO-MINIATURE WIRELESS MIKE

So small you could hide this one on some real bugs! It's the smallest we've ever seen. With it's super sensitive mike it transmits a whisper or a room of conversation to an FM radio, tunable from 88 to 108MHz FM. With a surface antenna it transmits about 1/2 mile. The kit is made with surface mounted parts, we have already mounted these parts. You install the leaded parts. Power requirement 6 to 12v DC. Size .35" x .9"

MMWMS

KIT \$34.95



### STROBE LIGHT

Do you need an attention getter, warning light, or flashing light for model airplanes? Then this kit is for you. Use it as an emergency light for your auto, radio tower, even use it on your bicycle. Has a variable flash rate.

Power requirement 6 or 12v DC. Size 3.5" x 1.9"

ST-1

KIT \$11.95



## Press a button and learn every number dialed on your phone

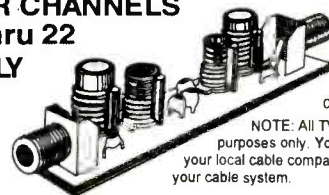
Okay. Caller ID's tell you what number is calling you. But what about the calls made from your phone? Now, return from work or vacation and know the answer. The new DTMF Recorder electronically logs and saves every number dialed. This is the same high-tech magic used by detectives and government spies. Now yours. Does your wife or husband make expensive long distance calls and then deny it? Does your son or daughter call that low-life you forbade them to talk to? Now know.

- Decodes digits 0 thru 9, #, \*, A, B, C, on a 2 line 16 character LCD display.
- Clicks into your phone or extension in seconds, with no special wiring or hassles, or jack it to the incoming service panel in your garage.
- Records all numbers dialed, including local numbers that don't appear on your bill.
- Records credit card numbers entered through your phone key-pad.
- Records Voice mailbox, answering machines, and modem access numbers.
- Records Cellular or repeater phone numbers heard over your phone. Even hook to a scanner, and learn scores of emergency phone numbers. Also decodes tones stored on a tape recorder. Never before has such sophisticated gear been available to the public. And not at this price.

Power requirement 9v DC. SIZE: 3.5" x 4" x 1" BLACK ANODIZED ALUMINUM CABINET DIS-1

KIT \$119.95 BUILT \$159.95

## TV NOTCH FILTERS FOR CHANNELS 2 thru 22 ONLY



DF-222

KIT \$14.95

Our TV filters eliminate unwanted TV channels or interference that alters both sound and video with a beep beep beep. Works on cable channels 2 thru 22) only.

NOTE: All TV Filter Kits are sold for educational purposes only. You must obtain permission from your local cable company before using these filters on your cable system.

Please add sufficient postage First lb \$5.00 Canada \$7.00 Additional LB. Add \$1.00 US FUNDS ONLY We will accept telephone orders for Visa or Mastercard



To Order Call 317-291-7262



# ELECTRONIC RAINBOW INC

6254 LaPas Trail • Indianapolis, IN 46268  
FAX 317-291-7269

CIRCLE 137 ON FREE INFORMATION CARD



# Are Cable Companies Sucking You Dry?



**FREE  
Catalog!**

**All Major  
Brands!**

Take a Bite out of High Rental Fees  
with your own

## Converters & Descramblers



Everquest • Panasonic • Jerrold • Zenith • Pioneer • Scientific Atlanta • Oak • Eagle • Hamlin • Tocom



Order  
Toll-Free **1 800 624-1150**

Call today for a FREE catalog!



# **MD** *Electronics*



875 S. 72 Street • Omaha, NE 68114


© JERROLD, STARCOM, PANASONIC, ZENITH, PIONEER, OAK, SCIENTIFIC ATLANTA, EAGLE, HAMLIN, and TOCOM are all registered trademarks. All references to the above mentioned equipment is for identification purposes only. We are in no way implying that any of the products in this advertisement are original equipment. M.D. Electronics is in no way affiliated with the above mentioned companies or corporations.

# AMAZING Electronic and Scientific Products

## Mystery Levitating Device!



Remember War of the Worlds? Objects float in air and move to the touch. Defies gravity, amazing gift, conversation piece, magic trick or great science project.  
**ANT1K Easy to Assemble Kit / Plans ..... \$19.50**



## Laser Ray Gun

**DANGER**

VISIBLE LASER RADIATION  
 AVOID EYE OR SKIN EXPOSURE  
 TO DIRECT OR SCATTERED RADIATION  
 CLASS IV LASER PRODUCT

Advanced project produces a burst of light energy capable of burning holes in most materials. Hand-held device uses rechargeable batteries. 500 joules of flash energy excite either a neodymium glass, yag or other suitable 3" laser rod. This is a dangerous CLASS IV project (individual parts/assemblies available). **LAGUN1 Plans ..... \$20.00**  
**LAGUN1K Kit / Plans ..... Price on Request**

## Extended Play



## Telephone Recording System

**READY TO USE!** Automatically controls and records on our X-4 extended play recorder, taping both sides of a telephone conversation. Intended for order entry verification. Check your local laws as some states may require an alerting beeper.  
**TAP20X Ready to Use System ..... \$129.50**



## Shocker Force Field / Vehicle Electrifier

Neat little device allows you to make hand and shock balls, shock wands and electrify objects, charge capacitors. Great payback for those wise guys who have wronged you!  
**SHK1K Easy to Assemble Electronic Kit ..... \$29.50**



## Electric Charge Gun

All New Technology!



Stuns/immobilizes attackers up to 15 feet away!  
 \*Legal in most state (not in NY, NJ, MA, WI) • More knock-down power than most handguns • No permanent injury • ID coded • Free 80KV stun gun with every purchase.  
**ECG1 Data Packet, Creditable toward purchase ..... \$10.00**  
**ECG10 Charge Gun, Ready to Use, w/Free 80KV Gun \$249.50**

## Homing / Tracking Transmitter

Beeper device, 3 mile range.  
**HOD1 Plans ..... \$10.00 HOD1K Kit / Plans ..... \$49.50**

## Listen Through Walls, Floors

Highly sensitive stethoscope mike.  
**STETH1 Plans ..... \$8.00 STETH1K Kit/Plans ..... \$44.50**

## Infinity Transmitter ++



## Telephone Line Grabber / Room Monitor / Controller


All New - The Ultimate in Home/Office Security & Safety!  
 Simple to use! Call your home or office, push a secret tone on your telephone keypad to access: • On premises sounds and voices • Ongoing phone conversation w/break-in capability • Up to 10 external electrical functions, lights, TV, alarms, coffee pots, heater, etc. **CAUTION!** Check legality with your state's attorney general's office before use for monitoring of voices.  
**TELECON1K Kit, includes PC board ..... \$149.50**  
**TELECON10 Ready to Use ..... \$199.50**

## Visible Beam Laser

Easy to build, RED Beam, visible for miles. Use for light shows, window bounce holography, cloud illumination and much more! **LAS1KM Kit w/1mw Laser Tube, Class II ..... \$69.50**  
**LAS3KM Kit w/2.5mw Laser Tube, Class IIIA ..... \$99.50**

## Life is Precious - PROTECT IT!

Hard hitting, crackling, sizzling **HIGH VOLTAGE plasma!** Stuns and immobilizes most attackers  
**STUN200 Ready to Use, 200,000V ..... \$69.50**  
**STUN120 Smaller Unit, 120,000V ..... \$39.50**



## NEW High Power Ion Ray Gun

Projects charged ions that induce shocks in people and objects without any connection! Great science project as well as a high tech party prank. **IOG7 Plans ..... \$15.00**  
**IOG7K Kit/Plans ..... \$99.50**

## Invisible Pain Field Generator

Shirt pocket size electronic device produces time variant complex shock waves of intense directional acoustic energy, capable of warding off aggressive animals, etc.  
**IPG7 Plans ..... \$8.00 IPG7K Kit/Plans ..... \$49.50**  
**IPG70 Assembled ..... \$74.50**



## 1000 Ft++ Potato Cannon

NOT A TOY. Uses electronic or piezo ignition. **CAUTION REQUIRED!**  
**POT1 Plans ..... \$10.00**  
 (Dangerous Product).....\$10.00

## FireBall Gun

Shoots flaming ball - two shot capacity  
 Great for special effects and remote fire starting. **CAUTION REQUIRED!**  
**FIREBALL Plans (Dangerous Product).....\$10.00**



## TV & FM Joker / Jammer



Shirt pocket device allows you to totally control and remotely disrupt TV or radio reception. Great gag to play on family or friends. Discretion required.  
**EJK1KM Easy to Assemble Electronic Kit ..... \$24.50**

## ATTENTION: High Voltage Fans!

4,000 volts in the palm of your hand! Experiment with anti-gravity, hovercraft, ion guns, force fields, plasma guns, shock devices, wireless energy and electrical pyrotechnics. Input: 9-14VDC.  
**MINIMAX4 Ready to Use ..... \$19.50**



## "Laser Bounce" Listener System

NEW - Latest Technology! Allows you to hear sounds from a premises without gaining access. Aim at room window and listen to sounds from within via reflected laser light. Not for illegal use. Requires video tripods.  
**LWB3K 5mw Laser and Receiver Kit ..... \$149.50**  
**LWB30 Ready to Use ..... \$199.50**

**5mw Visible Red Pocket Laser**  
 Utilizes our touch power control!  
**VRLSKM Kit / Plans ..... \$74.50**

## Electronic Hypnotism

Puts subjects under control using highly effective electronic stimuli. Intended for parties and entertainment but must be used with caution. Includes valuable text book reference and plans.  
**EH2 Plans and Text Book ..... \$19.50**

## Automotive



## NEON

Easy-to-Install 4-Tube Kit for Cars, Trucks, Vans! Available in Pink, Purple, Blue or Green - please specify color when ordering.  
**RG4K (Specify Color) ..... \$129.50**  
**Flash-To-Music Option for above kit FMU1 ..... \$29.50**  
**License Frame Kit (Specify Color) LIC1K ..... \$24.50**

## 3 Mi FM Wireless Microphone

Subminiature! Crystal clear, ultra sensitive pickup transmits voices and sounds to FM radio. Excellent for security, monitoring of children or invalids. Become the neighborhood disk jockey!  
**FMV1 Plans ..... \$7.00 FMV1K Kit and Plans ..... \$39.50**

## Telephone Transmitter - 3 Mi

Automatically transmits both sides of a telephone conversation to an FM radio. • Tunable Frequency • Undetectable on Phone • Easy to Build and Use • Up to 3 Mile Range • Only transmits during phone use. **VWPM7 Plans ..... \$7.00**  
**VWPM7K Kit/Plans ..... \$39.50**

**CATALOG**  
 With many more items!  
**Free with Order or send \$1 P&H**

Order by Mail or by 24 Hour Orders-Only Phone  
**800-221-1705**


Dept PEM-19, Box 716, Amherst, NH 03031  
 Phone: 603-673-4730 FAX: 603-672-5406  
 MC, VISA, COD, Checks accepted Please add \$5.00 Shipping & Handling

**INFORMATION UNLIMITED**



# TENMA™ Test Equipment

“Tested Accurate, Proven Reliable”



Tenma has emerged as one of the most talked about test and measurement lines in the industry today. Offering both competitive pricing and high quality, Tenma has the instrumentation needed for today's service professionals. Tenma test equipment ranges from basic function DMMs, power supplies and sweep generators to a full line of oscilloscopes.

Low Price  
Available Until  
April 30, 1996

**\$385**

The Tenma #72-3055 20MHz oscilloscope includes such features as auto triggering, X-Y operation, and trigger hold off which permits stable viewing of even the most complex waveforms. These features at a price of only \$385 make this unit a must for all service applications.

Authorized  
**Panasonic**  
**Quasar**  
**Technics**  
Original Parts  
Distributor

**FREE**  
**CATALOG**



**MCM ELECTRONICS®**  
650 CONGRESS PARK DR.  
CENTERVILLE, OH 45459-4072  
A PREMIER Company

Hours: M-F 7a.m.-9p.m., Sat. 9a.m.-6p.m. EST

Call Toll Free:

**1-800-543-4330**

GET FAST DELIVERY FROM OUR DISTRIBUTION CENTERS NEAR DAYTON, OH AND RENO, NV!

CODE: POP29

CIRCLE 150 ON FREE INFORMATION CARD

## ❖ ATTENTION CABLE VIEWERS ❖

**CABLE VIEWERS. . . get back to your BASIC Cable Needs**

**Call 800-577-8775**

For information regarding all of your BASIC cable needs.

**5 GOOD REASONS TO BUY OUR FAR SUPERIOR PRODUCT**

- ❖ PRICE
- ❖ EFFICIENT SALES AND SERVICE
- ❖ WE SPECIALIZE IN 5, 10 LOT PRICING
- ❖ ALL FUNCTIONS (COMPATIBLE WITH ALL MAJOR BRANDS)
- ❖ **ANY SIZE** ORDER FILLED WITH SAME DAY SHIPPING

We handle NEW equipment ONLY - Don't trust last year's OBSOLETE and UNSOLD stock!  
**COMPETITIVE PRICING—DEALERS WELCOME**

**HOURS: Monday-Saturday 9-5 C.S.T.**

It is not the intent of B.E.S.W. to defraud any pay television operator and we will not assist any company or individual in doing the same.  
\*Refer to sales personnel for specifications.

**BASIC**  
**ELECTRICAL**  
**SUPPLY &**  
**WAREHOUSING**  
**CORPORATION**

**P.O. Box 8180 ■ Bartlett, IL 60103 ■ 800-577-8775**



### COMPONENT LEAD BENDING JIG

For leaded resistors, diodes, etc. These come in three sizes. Please specify size with part number when ordering.

- LB-12 - 1/2 Watt \$4.39 each
- LB-14 - 3/4 Watt \$4.39 each
- LB-18 - 1 1/8 Watt \$4.39 each



### ESDYN VACUUM DESOLDERING TOOL

Easy one-hand operation. Perfect for the hobbyist. ESD safe, low static.

LS165 \$9.95 each

### TRUE NETWORKING ... FAST!


DuoNet is the simplest way to get networked under Windows for Workgroups 3.11. No hassles with ethernet boards and dip switches. No need to open your computer. Just plug the DuoNet cable to the parallel ports of two computers, run the WFW 3.11 network setup and within five minutes you're ready to share files, disks, CD-ROM drives and fax/modem cards, send mail and use a common scheduler.

95C026 \$14.95 each

### 50-LB. CARE PACKAGE

Surplus goodies from Silicon Valley. This is not junk, just material we've acquired in quantities too small to catalog - electronic and mechanical subassemblies for everything from robots to rockets. Assortments may include ICs, caps, connectors, bearings, diodes, hardware, circuit boards, cables. Weird and wonderful stuff. Most folks are happy with the assortments we send and we often get re-orders. Try one.

92U034 50 Lbs. for \$49.95




### PLASTIC SPEEDY BOXES

Slotted walls to accept PCBs. ABS black plastic. Screws included. Will not crack or split when drilled or punched.

- PB114A - 1" x 3" x 2" \$2.20
- PB114B - 0.8" x 4.25" x 2.188" \$2.50
- PB114C - 1.563" x 3.875" x 2.938" \$3.00
- PB114D - 2.313" x 5.875" x 3.938" \$5.00

### SIGNAMAIL™

This transmitter/receiver pair is designed to alert you when your mail comes. The transmitter is activated by a tilt switch and broadcasts a coded tone that turns on a light and plays a tune in the receiver. These units have dozens of other uses such as perimeter or driveway alarms, gate warning, game trails, etc. The internal tilt switch is easily bypassed for remote switching. Documentation included.



95Z012 \$14.95/Set

### CD-ROM JEWEL CASES

Use for CD-ROMs sold without a case or as a replacement for a broken one. These have been salvaged from unsold, obsolete software.

95U004 Three for \$1.00

### 13.5 VDC 1.5 AMP WALL WART

Coaxial power connector, 5mm barrel, 1mm center pin, center positive.

95E028 \$6.95 each

### 16-BIT SCSI CONTROLLER CARD

DTC 3280AS. Half-height. ASPI drivers included. Corel-supported.

95C003 \$79.95 each

### STEPPER MOTOR

1.7 Volts, 3.4 Amps, 1.8°/step. Japan Servo Co. #KP6M2-020 or equivalent.

95M005 \$7.95

• Same as above, with optical encoder assembly attached to rear shaft.

95M004 \$14.95 each

### 12VDC, 13.5A. POWER SUPPLY

110/220 VAC input.

95E029 \$39.95 each

### 6 METER FSK BOARD

Crystal controlled on 50.675 receive frequency. Superhet with 10.7MHz IF. Three ICs and one transistor. Not a kit! New, with schematics and spec sheet for major components.

92A067 \$9.95 each

### CANNED BEAVER

One flat-tailed, big buck-toothed, stuffed beaver in an easy-open can.

95Z024 \$12.95



### STEPPER MOTOR DRIVER IC

UCN5804-B. Drives a unipolar stepper in one of three operating modes: single phase, two phase or half step. Up to 1.25 Amps per phase. Step and direction input. Drive with a 555 oscillator, parallel port, etc. Build your own robot turntable for model trains, anything that requires precision positioning.

93I002 \$4.50 each

• Above, packaged with 5V stepper motor (92M010) and schematics.

93I003 \$9.95 each

### PELTIER JUNCTIONS

Thermoelectric heat pumps as used in '486 fans, drink coolers, coffee warmers, and other neat stuff that wants to be heated or cooled. Up to 65°C temperature differential. Spec sheet included.

93U004 - 1.1875" sq. \$24.95 each

94U001 - 1.56" sq. \$34.95 each

### MAGNET WIRE!

Now in stock - 1/2-lb. spools. Specify size, AWG40 to 18. From \$4.50/spool

### NEODYMIUM MAGNETS

100+ Gauss each. Size approx 0.5" sq. x 0.125".

92N003 6 for \$9.95

### DIODE GRAB BAG

Thousands of diodes of all kinds, including Zeners, Power, Schottky, Signal, etc.

94S007 One-Pound Mix - \$14.95

### "SEXY FETS"

IRFM250 "N" channel hexfet, rated 200 Volts, 0.100 Ohm, 27.4 Amps. These are mil-spec parts in TO-254AA packages. Ref: MIL-S-19500/592. Full documentation included.

95I003 \$24.95 each



# ALLTRONICS

2300 Zanker Road - San Jose, CA 95131  
(408) 943-9773 - Fax (408) 943-9776

On-Line Ordering  
(408) 943-0622

14400 Baud • N-8-1 • 24 Hrs.  
World Wide Web  
<http://www.alltronics.com>

VISA, MC, Amex cards accepted. Prices good for 60 days after date of publication.

California residents add sales tax. Shipping additional on all orders.






AMERICAN RELIANCE

# AMREL Offers Lowest Prices & Best Warranties on DC Power Supplies ANYWHERE!

**3 YEAR WARRANTY**



**3 YEAR WARRANTY**



## AMREL Offers Superior Analog Power Supplies Starting as Low as \$149.00

- Low Output noise rating less than 0.3mV.
- Line/load regulation rated at low 0.01% + 1mV.
- Transient response time of 50µ Sec.
- Overload protection, and Output enable/disable.
- Coarse and fine voltage/current adjustment.
- Auto series/parallel operations for triple output supplies.

## AMREL Offers Features And Prices on Digital Power Supplies That The Competition Can't Beat!

- Microprocessor controlled.
- User friendly keypad data entry.
- Low output noise rating less than 1mV.
- Line/Load regulation rated less than 2mV.
- Output enable/disable and Power off memory.
- Optional RS-232 interface capability.

Model	LPS-101	LPS-102	LPS-103	LPS-104	LPS-105	LPS-106	LPS-301	LPS-302	LPS-303	LPS-304	LPS-305
Rating	30V/1A	30V/2A	30V/3A	+30V/1A -30V/1A 3-6.5V/3A	+30V/3A -30V/3A 3-6.5V/3A	60V/1A	15V/2A(H) 30V/1A(L)	15V/4A(H) 30V/2A(L)	30V/3A	+30V/1A -30V/1A 5V/2A	+30V/2.5A -30V/2.5A 3.3-5V/3A
List Price	\$195	\$225	\$295	\$395	\$495	\$245	\$249	\$299	\$369	\$379	\$569
Sale Price	\$149	\$179	\$199	\$375	\$469	\$219	\$199	\$285	\$350	\$379	\$569

**PR INT™**  
Products International Inc.



8931 Brookville Road • Silver Spring, Maryland 20910 • Fax: 800-545-0058

Call: **1-800-638-2020**



CIRCLE 46 ON FREE INFORMATION CARD

## VOICE CHANGERS! ELECTRONIC KITS AND MORE!

## ELECTRONIC KITS!

WE ACCEPT VISA, MC, MO, COD  
SHIPPING & HANDLING EXTRA



BUY WITH CONFIDENCE FROM XANDI

- 30-DAY REFUND POLICY
- TECH SUPPORT NUMBER (602-894-0992)

- Powerful 2 stage audio amplifier.
- Tunes 88-108 MHz.
- Up to 1 mile range.
- Requires 9V battery. (Not incl.)
- Sensitive, picks up sounds at the level of a whisper.



**SUPER-MINIATURE FM TRANSMITTER**  
Super small FM transmitter. Use with any FM broadcast receiver. Easy to assemble, all chip (SMT) parts are pre-assembled to the circuit board.

**XST500 E-Z Kit** ..... \$41.95

- Sensitive audio amplifier, picks up sounds at the level of a whisper.
- Tunes 88-108 MHz.
- Up to 1/2 mile range.
- Miniature photo battery mounts right on circuit board. (Included)



**MICRO-MINIATURE FM TRANSMITTER**  
Including the battery, this is the Worlds smallest FM transmitter. Use with any FM broadcast receiver. Easy to assemble, uses pre-assembled circuit board.

**XWB1000 E-Z KIT** ..... \$46.95

- Up to 1/2 mile range.
- Miniature photo battery mounts right on circuit board.
- Transmits at 143 MHz.
- Amazing audio sensitivity, picks up sounds at the level of a whisper.



**CRYSTAL CONTROLLED FM TRANSMITTER**  
Including the battery, this is the Worlds smallest crystal controlled FM transmitter. Transmits to any scanner type receiver. Easy to assemble, uses pre-assembled circuit board.

**XTL1000 E-Z KIT** ..... \$69.95

- Smallest Phone transmitter anywhere!
- Tunes 88-108 MHz.
- Up to 1/4 mile range.
- Attach to phone line anywhere in house.
- No batteries required, powered by phone line.



**SUPER-MINIATURE PHONE TRANSMITTER**  
Worlds smallest FM phone transmitter. Use with any FM broadcast receiver. Easy to assemble, all chip components are pre-assembled to the circuit board.

**XSP250 E-Z Kit** ..... \$28.95

- Dial your phone from anywhere and listen to the sounds inside your home.
- Two digit Touch Tone code for secure operation.



**TELEPHONE SNOOP**  
The latest in home or office security. Call home from anywhere, enter a two digit security code, and hear the sounds in your home. Automatically turns on without ringing the phone, verifies code, then activates for one and a half minutes.

**XPS-CASE KIT** ..... \$13.95

**XPS1000 C KIT** ..... \$55.95

- Transmits a continuous beeping tone.
- Adjustable from 88 to 108 MHz.
- Up to 1 mile range.
- Works with any FM broadcast receiver.



**TRACKING TRANSMITTER**  
Only 0.7 by 2.4 inches, the XTR100 operates at voltages of 3 to 18 Volts and is ideal for use in locating lost model rockets, bicycles, automobiles, games of hide and seek, and contests.

**XTR100 C Kit** ..... \$29.95

- Covers 1 to 2,000 MHz.
- Compact hand held unit.
- Uses sensitive microwave transistor amplifier.
- Includes miniature loud speaker for audio indication of detected signals.



**SUPER SENSITIVE BUG DETECTOR**  
When the XBD200 intercepts a signal in the 1 to 2,000 MHz range, it emits a growl that increases to a high pitched squeal as the signal strength increases.

**XBD200 C Kit** ..... \$39.95

- Use with any FM broadcast receiver.
- Hear every sound in an entire house!
- Up to 1 mile range.
- Powerful 2 stage audio amplifier.



**MINIATURE FM TRANSMITTER**  
The XFM100 has a super sensitive microphone and is capable of picking up sounds at the level of a whisper and transmitting them to any FM broadcast receiver.

**XFM100 C Kit** ..... \$21.95


- Digital voice changing: male to female, female to male, adult to child, child to adult.
- Anonymity on any call.
- Button for normal operation.
- 16 levels of voice masking.



**VOICE CHANGING TELEPHONE**  
STOP THOSE ANNOYING TELEPHONE CALLS! Sound older and tougher when you want to. Not a kit. Fully assembled. Single phone operation only.

**TRANSITION 2000** ..... \$89.95

- Digital voice changing: male to female, female to male, adult to child, child to adult.
- Use with any modular phone.
- 16 levels of voice masking.
- Connects between handset and phone.



**VOICE CHANGING ACCESSORY**  
STOP THOSE ANNOYING TELEPHONE CALLS! Sound older and tougher when you want to. Not a kit. Fully assembled. Use with single or multi-line phones.

**TRANSITION 2001** ..... \$59.95

- Uninterrupted coverage of 800 to 950 MHz.
- Works with any scanner that can receive 400 to 550 MHz.



**800-950 MHz SCANNER CONVERTER KIT**  
If your scanner can receive 400-550 MHz, just add the XLC900 for **uninterrupted** 800-950 MHz coverage. It converts all 800-950 MHz signals down to 400-550 MHz so your scanner can receive them! Add our custom case kit for that "Professional" look.

**XLC-CASE KIT** ..... \$13.95

**XLC900 C KIT** ..... \$49.95

- Transmit high quality stereo to any FM stereo receiver.
- Built-in output level monitor for quick and easy tuning.
- Ideal for use with personal CD player.



**FM STEREO TRANSMITTER**  
Transmit full-bodied Hi Fi stereo to any FM stereo receiver. Separate left and right inputs and gain controls. Includes an output booster stage for greater range.

**XFS-CASE KIT** ..... \$13.95

**XFS108 C KIT** ..... \$39.95

**XANDI Electronics, Inc.**  
Serving the public since 1981  
1270 E Broadway Rd. # 113, Tempe AZ 85282

**TOLL FREE ORDER LINE: 1-800-336-7389**  
**FAX LINE: 1-602-731-4748**  
**ASK FOR FREE CATAG OF OUR PRODUCTS**

**SEND MAIL XANDI ELECTRONICS**  
**ORDERS TO: BOX 25647**  
**TEMPE, AZ 85285-5647**

CIRCLE 134 ON FREE INFORMATION CARD



# EARN MORE MONEY!

## Be an FCC LICENSED ELECTRONIC TECHNICIAN!



Learn at home in spare time.  
No previous experience needed!

No costly school. No commuting to class. The Original Home-Study course prepares you for the "FCC Commercial Radio-telephone License." This valuable license is your professional "ticket" to thousands of exciting jobs in Communications, Radio-TV, Microwave, Maritime, Radar, Avionics and more...even start your own business! You don't need a college degree to qualify, but you do need an FCC License.

**No Need to Quit Your Job or Go To School**  
This proven course is easy, fast and low cost! **GUARANTEED PASS**—You get your FCC License or money refunded. **Send for FREE facts now. MAIL COUPON TODAY!**

Or, Call 1-800-932-4268 Ext. 240

### COMMAND PRODUCTIONS

FCC LICENSE TRAINING, Dept. 240  
P.O. Box 2824, San Francisco, CA 94126  
Please rush FREE details immediately!

NAME \_\_\_\_\_  
ADDRESS \_\_\_\_\_  
CITY \_\_\_\_\_ STATE \_\_\_\_\_ ZIP \_\_\_\_\_

## NOW! A QUALITY SATELLITE SCPC AUDIO RECEIVER

AT AN AFFORDABLE PRICE



### UNIVERSAL SCPC-100 AUDIO RECEIVER

#### SERVICES ON SCPC RADIO

ALL SPORTS - NEWS NETWORKS - AP - UPI - RADIO NETS - HOMETOWN SPORTS - TALK SHOWS - MUSIC (CLASSICAL, JAZZ, ROCK) - MAJOR RADIO STATIONS - FINANCIAL NEWS - NEW, QUICK LOCATOR CHANNEL GUIDE FURNISHED - OVER 430 CHANNELS AND GROWING!

#### FEATURES OF THE SCPC-100

MICROPROCESSOR TUNING, EASY TO TUNE - 50 CHANNEL MEMORY RECALL - WORKS WITH 950-1450 SYSTEMS - 3-MINUTE HOOKUP - 1/2" DISPLAY - C AND Ku BAND SCPC - DOES NOT DISABLE VIDEO IN USE - USE WITH HI-FI SYSTEM - RECEIVES ALL SCPC CHANNELS - SIMPLE TO USE - TUNE ALL "HIDDEN" CHANNELS.

RETAIL PRICE \$399 + S&H

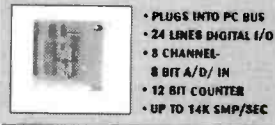
### UNIVERSAL ELECTRONICS, INC.

4555 GROVES RD., SUITE 12, COLUMBUS, OH 43232  
(614) 866-4605 FAX (614) 866-1201


## CONTROL MEASURE INPUT

RELAYS • LIGHTS • MOTORS  
TEMPERATURE • PRESSURE • LIGHT LEVELS • HUMIDITY  
SWITCH POSITIONS • THERMOSTATS • LIQUID LEVELS

### MODEL 30 ..... \$79




### MODEL 45 ..... \$189




### MODEL 100 ..... \$279



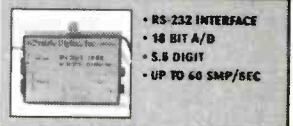
### MODEL 150-02 .... \$179



### MODEL 40 ..... \$99



### MODEL 70 ..... \$239



## Prairie Digital, Inc.

PHONE 608-643-8599 • FAX 608-643-6754  
846 SEVENTEENTH STREET • PRAIRIE DU SAC, WISCONSIN 53578

CIRCLE 47 ON FREE INFORMATION CARD



Professional Desoldering  
Made Easy & Affordable



## Try Our

Unique, All in the Handle, with  
Built-in Diaphragm Pump for  
Superior Suction & Efficiency  
Variable Temperature Control  
Quick Replacement Filter  
SMD Removal Capability - ESD Safe  
Ergonomic Design for Comfort  
One Year Parts & Labor Warranty

**DEN-ON SC7000**  
Desoldering Tool  
for a 15 Day

**FREE TRIAL**

Regular Price \$499.00

**Our Price**  
**\$439.00**

We MEET or BEAT Advertized Prices

**1-800-394-1984**  
or Fax (316) 744-1994

Purchase in advance and receive a  
30 DAY MONEY BACK GUARANTEE

**HOWARD**  
**HEI ELECTRONIC**  
**INSTRUMENTS Inc**  
6222 N. Oliver Wichita, KS 67220  
Evaluated in Electronics Now, Jan. 1994

# CABLE TV DESCRAMBLERS

Best Wholesale Prices in the U.S.A.!

	10-19	20-49	50+
<i>For Jerrold Systems</i>			
FX TB	89	59	50
Stealth	79	59	50
<i>For Scientific Atlanta Systems</i>			
M80	85	65	55
<i>For Pioneer Systems</i>			
PIO Plus	89	79	69
<i>Everquest Converters</i>			
Stargate Elite Non-Parental	72	63	54
Stargate Elite Parental	76	69	59

# 1-800-818-9688

**MD Electronics**

875 S. 72nd St. • Omaha, NE 68114

## Prototype it..... FAST!

with ProtoQuick 8051 or Z8

- Complete single board computers
- Up to 32K EPROM and 8K RAM
- 1/2 oz. or plated through proto area
- RS232 C serial port w/ DB25 conn.
- Op sys in EPROM or source code
- Assembled, ready to run! \$5. only
- MS-DOS cross assembler included

ProtoQuick Z8 and 8051  
\$99.00 each

Software license 3150 Roundbottom Road  
Decatur, GA 30034 USA  
Software Science (513) 561-2060

Run prototype applications or experimental hardware  
from the serial port WITHOUT PROGRAMMING!

## CABLE TV CONVERTERS

Equipment & Accessories  
Wholesalers Welcome

Call VISION TIME PRODUCTS  
1-800-310-1153 M-F 8a-8p  
NO TENN SALES

## SURVEILLANCE

The Latest High Tech  
Professional Electronic Devices

Our latest catalog offers a HUGE selection  
of surveillance, privacy devices including:  
hidden video equipment, electronic kits,  
telephone recording systems, touch tone  
decoders, scanners, telephone tap  
detectors, bug detectors, voice disguisers,  
telephone scramblers, locksmithing tools,  
and more. Catalog \$5.00.

### SPY OUTLET

P.O. Box 337, Buffalo, NY 14226  
(716) 691-3476/(716) 695-8660

Radiotelephone - Radiotelegraph

# FCC Commercial License

## Why Take Chances?

Discover how easy it is to  
pass the exams. Study with the  
most current materials available. Our  
Homestudy Guides, Audio, Video  
or PC "Q&A" pools make it so fast,  
easy and inexpensive. No college or  
experience needed. The new  
commercial FCC exams have been  
revised, covering updated Aviation,  
Marine, Radar, Microwave, New  
Rules & Regs, Digital Circuitry &  
more. We feature the Popular  
"Complete Electronic Career Guide"  
1000's of satisfied customers  
Guarantee to pass or money back.  
Send for FREE DETAILS or call

**1-800-800-7588**

WPT Publications  
4701 N.E. 47th Street  
Vancouver, WA 98661

Name \_\_\_\_\_

Address \_\_\_\_\_

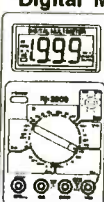


City \_\_\_\_\_ St. \_\_\_\_\_ Zip \_\_\_\_\_

**1-800-800-7588**

Tel: (954) 974-6864  
 Fax: (954) 974-6818

# Gateway Products Corp.

Please mail orders to:  
 P. O. Box: 93-6397  
 Margate, FL 33093


<b>Popular I.C.s</b> LM324...45¢ LM339...45¢ LM358...45¢ NE555...40¢ LM558...50¢ LM741...40¢ Deal U3: 12 pcs total, (2pcs of each)...\$5.00	<b>Transistors</b> PN2222A...7¢ PN2907A...7¢ 2N3904...7¢ 2N3906...7¢ 2N4401...7¢ 2N4403...7¢ Deal N8: 80 pcs total, (10pcs of ea.)...\$3.50	<b>Semiconductors</b> 74LS174...40¢ 74LS244...45¢ 74LS245...45¢ 74LS374...45¢ LM388N...45¢ MC1488...45¢ MC1489...45¢	<b>DIODES</b> 1N914...3¢ 1N4148...3¢ 1N4001...1A/50V...3¢ 1N4004...1A/400V...4¢ 1N4007...1A/1kV...5¢ Deal P7: 50 pcs total, (10pcs of ea.)...\$2.00	<b>RADIAL LYTICS</b> 1uF/50V...6¢ 2.2uF/50V...6¢ 3.3uF/50V...6¢ 4.7uF/50V...6¢ 10uF/50V...7¢ 22uF/50V...8¢ 33uF/50V...9¢ 47uF/50V...10¢ Deal A2: 40 pcs total, (5pcs of each)...\$3.00	<b>Ceramic Disc</b> (All caps rated 50V) 10pF...6¢ 22pF...6¢ 27pF...6¢ 33pF...6¢ 47pF...6¢ 100pF...6¢ 150pF...6¢ 220pF...6¢ Deal R4: 40 pcs total, (5pcs of each)...\$2.50	<b>Toggle Switches</b> Miniature size 1/4" Panel hole on-on...SPDT...55¢ on-off-on...SPDT...85¢ on-on...DPDT...75¢ on-off-on...DPDT...85¢ Deal S3: 8 pcs total, (2pcs of each)...\$5.00
<b>Popular CMOS</b> CD4001B...30¢ CD4011B...30¢ CD4013B...40¢ CD4017B...50¢ CD4028B...40¢ CD4050B...40¢ CD4066B...40¢ CD4069B...40¢ Deal V8: 18 pcs total, (2pcs of each)...\$5.00	<b>More Transistors</b> MPSA05...15¢ MPSA13...15¢ MPSA27...15¢ MPSA42...15¢ MPSA50...15¢ MPSA92...15¢ Deal Q2: 30 pcs total, (5 pcs of ea.)...\$4.00	<b>V. Regulators</b> LM317T...70¢ 7805...50¢ 7808...50¢ 7812...50¢ 7815...50¢ 7818...50¢ 7824...50¢ 7905...50¢ 7908...50¢ 7912...50¢ 7915...50¢ 78L05...40¢ 79L05...40¢ 78L12...40¢	<b>Power Diodes</b> 1N5401...3A/100V...8¢ 1N5404...3A/400V...8¢ 1N5408...3A/1kV...10¢ 6A10...6A/100V...24¢ 6A100...6A/1kV...32¢ Deal H8: 25 pcs total, (5pcs of ea.)...\$3.00	<b>RADIAL LYTICS</b> 10uF/25V...6¢ 22uF/25V...6¢ 33uF/25V...6¢ 47uF/25V...7¢ 100uF/25V...8¢ 220uF/25V...8¢ 330uF/25V...14¢ 470uF/25V...17¢ Deal A7: 40 pcs total, (5pcs of each)...\$4.00	<b>Ceramic Disc</b> (All caps rated 50V) 270pF...6¢ 330pF...6¢ 470pF...6¢ .01uF...6¢ .01uF...6¢ .022uF...8¢ .047uF...8¢ 1uF...6¢ Deal R7: 40 pcs total, (5pcs of each)...\$2.50	<b>DEAL W2...\$2.50</b> 120 pcs total (20 pcs of each: 10, 47, 100, 470, 1k, 4.7k. All 1/4W 5%.
<b>DEAL M3...\$5.00</b> 7805 7812 7905 7912 12 pcs total (3pcs of each)	<b>More Transistors</b> 2N2222A...30¢ 2N4124...13¢ 2N4126...13¢ 2N5401...16¢ MPSH10...15¢ 2N3055...65¢ TIP31C...55¢ TIP32C...55¢ TIP117...55¢ TIP120...60¢ TIP125...85¢	<b>Digital Meter</b>  only \$32 Tests: AC Volt DC Volt AC Amp DC Amp Transistor Resistor Diode • Audible Cont. tester. • Probes included. • Res: 200 to 20M. • Curr: 200uA to 20A. • Volts: 200mV to 1kV.	<b>1W Zener Diodes</b> 1N4728A...3.3V...10¢ 1N4733A...5.1V...10¢ 1N4739A...9.1V...10¢ 1N4742A...12V...10¢ 1N4744A...15V...10¢ 1N4746A...18V...10¢ Deal Z5: 30 pcs total, (5pcs of ea.)...\$2.00	<b>1A SCHOTTKY</b> 1N5817...1A/20V...20¢ 1N5818...1A/30V...23¢ 1N5819...1A/40V...24¢ Deal Y8: 9 pcs total, (3pcs of each)...\$2.00	<b>Mono Caps...8¢ea</b> .01uF/50V .047uF/50V .022uF/50V 1uF/50V Deal B5: 40 pcs total, (10pcs of ea.)...\$2.50	<b>400V BRIDGES</b>  1Amp 1.5Amp DF04M...DIP...40¢ W04M...Round...35¢ KBL04...In-line...90¢ Deal X8: 6pcs total, (2pcs of each)...\$3.00
<b>DEAL J1...\$3.50</b> 78L05 78L12 10 pcs total (5pcs of each)	<b>5mm (T1 3/4) Diffused LEDs</b> Red...8¢ Green...10¢ Yellow...12¢ Deal L3: 30 pcs total, (10pcs of ea.)...\$2.50	<b>3mm (T1) Diff. LEDs</b> Red...8¢ Green...10¢ Yellow...12¢ Deal L6: 30 pcs total, (10pcs of ea.)...\$2.50	<b>Germanium Diodes</b> 1N34A...14¢ 1N80...14¢ 1N270...28¢ Deal G5: 18 pcs total, (6pcs of ea.)...\$2.50	<b>3A SCHOTTKY</b> 1N5820...3A/20V...32¢ 1N5821...3A/30V...36¢ 1N5822...3A/40V...40¢ Deal Y9: 9 pcs total, (3pcs of each)...\$3.00	<b>Tantalum Caps</b> 1uF/35V...18¢ 2.2uF/35V...22¢ 10uF/35V...50¢ Deal T6: 15 pcs total, (5pcs of each)...\$3.50	<b>SOLDER ROLL</b>  SN63/37 .031" dia 1 Lb Roll <b>\$7.80</b>

VISA MasterCard \$10.00 minimum order. We accept VISA, MC, MO, Check, No-CODs. Please add \$5.00 for shipping & handling (foreign addresses: \$8.50). Florida addresses add 6% sales tax. Hours: Mon-Fri: 9AM to 5PM, Sat: 9AM to 12PM (EST). All new premium parts. Send for free Catalog.

# INSTEK Test & Measuring Instruments

## 20 MHZ, 2-Channel, OSCILLOSCOPE

- model #OS-622B
- 20MHz, Dual Channel
- High Sensitivity 1mV/DIV
- TV Synchronization
- Z axis input
- ALT Triggering Function
- Hold Off Function
- Trigger Level Lock Function
- CH 1 Output
- Includes Probes (x1, x10)
- 2 Year Warranty



Regular \$499.00 Sale \$389.95

**PRINT**™  
 Products International

800-638-2020



Test Instruments, Equipment, Tools & Supplies For Electronic Production, Maintenance & Service  
 8931 Brookville Road, Silver Spring, MD, 20910 \* 800-638-2020 \* Fax 800-545-0058

CIRCLE 130 ON FREE INFORMATION CARD



## Robot Kits Kits Kits!!!

### Sonic Rover Robot #3-174 \$27.95

A great, low-priced kit. Runs forward until it bumps object or hears loud noise, reverses, turns 90° & resumes. Molded body, red/green LED, great 48 page manual. Requires soldering. *An excellent first robot!*  
Two AA NiCads INCLUDED!



### IR Light Sensing Robot #3-216 \$68.95

Clever infrared sensors system lets this robot wander around & avoids objects - even solve mazes! Dual motors, rubber tires, preassembled gears & circuit board. *No Soldering Required!*  
Three AA NiCads INCLUDED!



### Wall Hugging Mouse Robot #3-215 \$29.95

Classic robot design escapes mazes using the "Left Hand Rule". Two motors & sensing switch guide it along walls and around corners. Preassembled gear box, plastic base & body. *No Soldering Required!*  
One C NiCad INCLUDED!



Cats watch out!

### Mobile Robots Brains & Brawn Kit #3-148 \$489.00

Serious research robot platform from MIT. Develop programs in C or assembly. Includes 68HC11 CPU, memory, sensors, wheels, motors, chassis, software. Companion to Mobile Robots book (3-098).  
*NOTE: Indicate PC or Mac interface.*



## Accessory Kits!

### Power Shovel/Dozer #3-211 \$39.95

An excellent full function robot base! Wire controlled left, right, forward, reverse, plus scoop up & down. Kit has extra track & other useful parts. Two D size NiCads INCLUDED!



### Electric Piston Deluxe 5-Pack #3-137 \$39.95

Incredible mini cylinders lift 1 pound! Just 10 cm long, shorten 23 mm with 1V, 5A. Cycles up to 6 times/min. Has five pistons, high current battery & full plans for 4 unique projects.



### Solar Car Kit #3-217 \$59.95

Run in the sun! High efficiency solar panel (0.5V, 1200 mAh), special high torque motor & adjustable gearing. Clean design!



## Batteries & Chargers

### Earth Friendly - Wallet Friendly

High quality nickel-cadmium cells replace hundreds of disposables! Save money! reduce waste! Keep your robots rolling!

- AA, 1.25V, 650 mAh #3-269 \$2.95
- C, 1.25V, 1400 mAh #3-270 \$3.95
- D, 1.25V, 1400 mAh #3-271 \$3.95
- 9V, 7.2V, 100 mAh #3-272 \$7.95

### Special

### Charger, Quad AA #3-277 \$14.95

Charge 1 or 2 pair of AA or one 9V cell. Ideal for all kits above.  
*BONUS - Includes 4 AA NiCads!*



### Charger, 8 Position #3-276 \$29.95

Fully charge up to 4 pairs of AAA, AA, C, D or up to four 9Vs - in just 4 hours!



# MONDO-TRONICS Robot Store

### Robot Builder's Bonanza #3-114 \$18.95

Practical, ready-to-use circuits, devices, mechanisms, sources, tools, vision, grippers, navigation & more! 336 pgs.



### Gadgets & Goldmine #3-129 \$21.95

Unique high-tech projects & hard-to-find info. Robots, high voltage Tesla & Van de Graaff generators, Kirlian photos, lasers & much more! 400+ pgs.



### Mobile Robots #3-098 \$39.95

From MIT, a complete guide to designing & building robots: hardware, software, sensors, motors, & assumption! software. 300+ pgs. A must for all robotists.



### Sensors for Mobile Robots #3-145 \$59.95

Whoa! Everything about sensors: tactile, proximity, range, acoustic, laser, radar, microwave, path following, dead reckoning, compasses, gyros. Fun & intelligent!



### 507 Mechanical Movements #3-173 \$9.95

Reprinted from 1893 - when steam was king! Here are 100's of cams, clutches, linkages, latches, ratchets & more! *Don't reinvent the past - use it!* 120 pg. High powered!



### The Robot Zoo #3-149 \$19.95

A big, imaginative & fun book about animals that work like robots, or maybe they're robots that work like animals? 50 pages. *For kids of all ages.*



### Isaac Asimov's Ultimate Robot CD-ROM #3-95

Mac #3-135 or Windows #3-138

An incredible interactive collection of robot info, movie clips, demos & more. 100's of pictures, 50+ Asimov stories, animate on-screen robots. "MUST have" resource all robot makers. *BONUS 12 pg "Explorer's Guide" FREE!*



### Controlling the World With Your PC #3-165 \$35.00

Convert ordinary serial & parallel ports into object-detecting, motor-spinning monsters! 42 circuits AND software in BASIC, C and Pascal! 256 pages, with PC disk.



### PIC Source Book #3-202 \$39.95

Program PIC processors the easy way! Proven code to duplicate 30 BASIC functions - serial I/O, analog input, sound, 16-bit math, more. Adaptable to other processors! 104 pgs, w/PC disk.



**Order Toll Free!**

24-hour Voice Order Line - VISA MasterCard

**800 374-5764**

Request our FREE Robot Store Catalog!

## Mondo-tronics

524 San Anselmo Ave. #107-99  
San Anselmo, CA 94960  
Questions: 415-455-9330  
Fax: 415-455-9333  
Email: info@mondo.com  
Web: www.RobotStore.com

International Orders Welcome! First Class P&H: \$12.00

**To Order:**  
Send check, MO or credit card info.  
All orders add \$5.00 P & H.  
Calif. orders also add sales tax.

## Robotic Lawn Mower

### WeedEater® VIP

### Robotic Solar Mower

#3-224 \$1,999.00

An astounding advance in robot- & lawn maintenance. Sun powered, whisper quiet, safe, emission free! Range limited by buried wire boundary. Handles 1,150 m (11,000 ft), up to 25° slope. Frees you for other work (or to build robots!)



### Video, Robotic Solar Mower #3-223 \$4.95

See the Robotic Solar Mower in action! Shows robot in operation, blades, setup, even a time lapse sequence of the mower in action, 5 minutes, color, VHS NTSC only.

## Robot Movies

We found all our favorites & more! VHS-NTSC format (all U.S. systems.) Ratings in parenthesis.

### Video Special Offers!

Buy any 5, take \$10 off your total  
Buy any 10, take \$25 off your total!

### Classic Robot Films

Metroplis - 1926 (nr)	#3-235	\$29.95
Frankenstein - Restored (nr)	#3-250	\$19.95
Forbidden Planet - 1956 (G)	#3-233	\$19.95
Day the Earth Stood Still (nr)	#3-251	\$19.95
2001: A Space Odyssey (G)	#3-144	\$19.95
Silent Running (PG)	#3-243	\$19.95

### Comedy Robot Films

Dark Star (G)	#3-231	\$19.95
Sleeper (PG)	#3-244	\$19.95
Young Frankenstein (PG)	#3-252	\$19.95

### Adventure Robot Films

Batteries Not Included (PG)	#3-255	\$19.95
D.A.R.Y.L. (PG)	#3-258	\$19.95
Short Circuit (PG)	#3-241	\$19.95
Short Circuit II (PG)	#3-242	\$19.95
Runaway (PG-13)	#3-240	\$19.95

### Action Robot Films

Alien (R)	#3-226	\$19.95
Aliens (R)	#3-227	\$19.95
Alien III (R)	#3-228	\$19.95
Blade Runner - Director's Cut (R)	#3-256	\$19.95
Battlestar Galactica (PG)	#3-229	\$19.95
Logan's Run (PG)	#3-234	\$19.95
RoboCop (R)	#3-237	\$19.95
RoboCop II (R)	#3-238	\$19.95
RoboCop III (PG-13)	#3-239	\$19.95
Terminator (R)	#3-246	\$19.95
Terminator II (R)	#3-247	\$19.95
THX-1138 (PG)	#3-268	\$19.95
Westworld (PG)	#3-248	\$19.95

### The Star Wars Trilogy


Star Wars (A New Hope) (PG)	#3-245	\$19.95
Empire Strikes Back (PG)	#3-232	\$19.95
Return of the Jedi (PG)	#3-236	\$19.95

### Mondo Robot Video Library #3-267 \$499.00

Get all 30 films & Save 18% - Over 50 hours of movies!!!

### PICProto Demo Kit #3-80 \$34.95

Discover PIC computer power. Quick & easy kit makes a variable speed metronome. PC board, speaker, parts & programmed PIC 16C54!




### Muscle Wires Project Book & Deluxe Kit #3-168 \$59.95

Create direct linear action with Muscle Wires.® They contract up to 5% when powered! For robots, models & anything needing strong all-electric motion. 123 page book, full plans for BORDS, a motorless walking robot & 14 others. One meter each 50, 100 & 150 µm dia Muscle Wires. G3!







## Quality Microwave TV Systems

**WIRELESS CABLE - ITFS - MMDS  
ATV - INTERNATIONAL - S-BAND**  
Amplifiers • Antennas • Books • Components  
Filters • Systems • Video Products

- RF Frequency 1990 - 2700 MHz
- Cable Ready - VHF - UHF Outputs
- SASE For "FREE" Catalog or Send \$1

## PHILLIPS-TECH ELECTRONICS

PO Box 8533 • Scottsdale, AZ 85252

**CHALLENGER SYSTEM**  
33-Channel 52dB+ Gain  
Complete Grid \$265  
Five Year Warranty  
**FREE SHIPPING**

**ORDER LINE 800-880-MMDS**

**CATALOG / INFO 602-947-7700**

**FAX LINE 602-947-7799**

Visa • M/C • Amx • Disc • COD's • Qty Pricing

CIRCLE 149 ON FREE INFORMATION CARD

# MORE for LESS... Always!

## Best Values for Performance, Features and Dependability

### DM5050C, 42 Range DMM + CAPACITANCE METER

- Digital Multimeter
  - Resistance - Up to 2,000 MΩ
- Capacitance Meter, Extended Range
  - Up to 20,000 μF (9 Range)
  - Zero Adjust Knob
  - Test Leads and Built-in Socket
  - Check Motor Starting & Running Capacitance
- Triggering Lamp

### DM5100, 45 Range WIDE RANGE, ELEVEN FUNCTION

- Auto Power Off, Data & Peak Hold
- Measures Wider Range
  - Frequency - Up to 20 MHz
  - Capacitance - Up to 200 μF
  - Resistance - Up to 200 MΩ
  - Current - Up to 20 A AC/DC
- Logic - TTL
- TRrFE

- ± 0.25% Basic DCV Accuracy
- 1.5" Big LCD Display
- 3 1/2 Digit Manual AC/DC Volt & Amp
- Resistance, Diode Continuity Beeper
- Alligator Clip Test Leads
- Double Insulated Jack
- Deluxe Holster
  - Lead Holders
  - Velcro Hanger
  - Tilt Stand



**\$89**

- Prices start at \$44.95, measuring AC/DC 10 Amp. & Volt, Resistance, more and including protective Holster
- Lots more High Standard Test Instruments available  
All in One Instrument, Oscilloscope, Power Supply, Function Generator, Freq. Counter, Multimeter, Capacitance, Engine Analyzer, Clamp-On, Electrical Tester and More.
- See your local distributors or Call for Catalog

**Bel MERIT**  
SOLUTIONS FOR THE TEST INSTRUMENT

26242 Dimension Dr., Suite 110  
Lake Forest, CA 92630  
(714) 586-3700 • FAX: (714) 586-3399

CIRCLE 30 ON FREE INFORMATION CARD

## New!

### Pocket Cube™ with Filter

Wireless cable box tester  
for authorized cable  
technicians.

Surface Mount Technology.  
Simply clip it onto a 9V  
battery for 10sec.

Works on J\*\*\*\*\* models  
D\*5, D\*V5, D\*7, D\*V7, D\*BB, C\*T.

**Only \$69.<sup>95</sup>!**

(plus \$8 S&H)

30 Day Warranty

Quantity discounts available.

Dealers Welcome.

Test chips available for  
J\*\*\*\*\* and SA8600.

**Order Toll Free**


**1-800-417-6689**

Mon, Wed, Fri, 9AM-5PM EST

If busy please keep trying.

VISA, MC, MO or CASHIERS CHECK  
IEC, P O Box 52347, Knoxville, TN 37950-2347

Pocket Cube is a test generator ONLY  
Do not use these devices without authorization  
from your local cable company and local officials.  
No TN sales.



**Free Catalog**

\* The world's largest electronic surplus company • Liquidation • Overstocks • Hobby items • Unique and hard-to-find parts • Large quantities • Bargain prices • Hobby items • Liquidation • Overstocks • Unique and hard-to-find parts • Large quantities • Hobby items • Save! Save! Save! Save!

If you are not getting this catalog you are missing out on some of the best deals in

electronics today! We have thousands of items ranging from unique, hard-to-find parts to standard production components. Call, write, or fax today to start your free subscription to the most unique catalog in the industry, filled with super values on surplus electronic and hobbyist type items. If you have a friend who would like to receive our catalog, send us their name and address and we will gladly forward them a complementary 100 page catalog.

Why pay more? Call today.



340 East First Street Fax Order Line  
Dayton, Ohio 45402 1-800-344-6324

**Order Toll-Free**  
**1-800-344-4465**

CIRCLE 147 ON FREE INFORMATION CARD



**COMING SOON!**  
http://www.cit.com!

**CIRCUIT SPECIALISTS INC.**

**Check Out What We Have To Offer:**

**680MB TAPE BACKUP**

**Only \$119**

**INCLUDES**

- Internal Tape 700 Drive
- Complete Documentation
- Cables and Mounting Hardware
- Easy-to-Use DOS & Windows Software
- Uses QIC-3010 (3M3000XL \$34.90)



**Teac Tape 700 \$119**

**MULTI-FUNCTION DIGITAL & ANALOG I/O MULTI-LAB PACKAGE**

The ACL-711S is a low cost, but fully integrated package designed for applications of general lab and industrial automation. It contains:

- **8 Single-Ended A/D Inputs**
  - Resolution: 12 bits
  - Input Range: -5V to +5V
  - Trigger Mode: Software trigger only
- **One Analog Output (D/A)**
  - Resolution: 12 bits
  - Output Range: 0 to +5V or 0 to +10V
- **16 Digital Inputs**



- **16 Digital Outputs**
- **ACLD-711S** Wiring terminal board (furnished with ACL-711S)
- **Utility Software Disk** Driver routines for BASIC and Quick-BASIC, demo and example programs

**ACL-711S \$199**

**24-BIT COLOR FLATBED SCANNER**

- High-Speed 3-Pass Scanner
- Long Lasting Cold Cathode Technology (10,000Hrs)
- Up to 2400x2400dpi (300x600 hardware)
- Intelligent LCD Panel
- TWAIn Compliant
- Includes: PhotoStacker, WordLinx OCR & Media-House Multimedia Document Manager Software
- Includes SCSI Interface Card



**A6ADF** Optional 50pg Doc Feeder

**\$359**

**A6TK** Optional Transparency Kit

**\$259**

**DIGITAL PANEL METERS**

- 200mV Full Scale Input Sensitivity
- Single 9 Volt DC Operation
- Decimal Point Selectable
- Auto Polarity Indication
- High Input Impedance (>100M ohm)



**AS LOW AS \$5.25 EACH**


CAT NO	DESCRIPTION	1	10	25	100	250
PM-128	3-1/2 Digit LCD Panel Meter	\$ 9.90	\$ 7.09	\$ 6.40	\$ 5.86	\$ 5.25
PM-129	3-1/2 Digit LED Panel Meter	11.49	9.54	8.67	7.95	6.95
PM-328	4-1/2 Digit LCD Panel Meter	19.88	16.40	14.90	13.66	11.93

This very easy to use tool is a "must have" if you need to straighten the pins on your IC's. Made from anti-static material, this tool is suitable for IC's from 8 to 20 pins (narrow side) and 24-48 pins (wide side). A grounding terminal is also built-in to the tool allowing for easy grounding when using this tool at a fixed location.



CAT NO	1	10	100
ICS-01	\$7.18	\$6.44	\$4.89

**PC218902 (AT-BUS)**



- Board Length: 13-1/8" (333mm)
- Board Width: 4-5/16" (110mm)
- Double Sided, 3-Hole Solder Pads and Power Buses
- Space Reserved for: Header, 32x2, 0.1" Spacing and Pin Grid Array

CAT NO	1	5
PC218902	\$25.66	\$20.25

**PC218904 (AT-BUS)**



- Board Length: 13-1/8" (333mm)
- Board Width: 4-5/16" (110mm)
- Double Sided, Pad-Per-Hole and Power Buses
- Space Reserved for: 1 D-Type Connector, 25-pin

CAT NO	1	5
PC218904	\$25.42	\$20.06

**PC218903 (XT-BUS)**



- Board Length: 13-1/8" (333mm)
- Board Width: 4-5/16" (110mm)
- Double Sided, Pad-Per-Hole and Power Buses
- Space Reserved for 1 D-Type Connector, 25-Pin

CAT NO	1	5
PC218903	\$23.51	\$18.63

**PC232904 (Multi-BUS)**



- Board Length: 12" (305mm)
- Board Width: 6-3/4" (171mm)
- Double Sided, Pad-Per-Hole and Power Buses
- Space Reserved for 1 Header, 100x2, 0.1" Spacing

CAT NO	1	5
PC232904	\$38.40	\$29.80

**PC207905 (STD-BUS)**



- Board Length: 6-1/2" (165mm)
- Board Width: 4-7/16" (113mm)
- Double Sided, 3-hole Solder Pads, Ground Plane and Power Bus
- Space Reserved for 1 Header, 34x3, 0.1" Spacing

CAT NO	1	5
PC207905	\$13.66	\$11.25

**PC412902 (VME-BUS)**



- Board Length: 6-5/16" (160mm)
- Board Width: 3-15/16" (100mm)
- Single Sided, Pad-Per-Hole and Power Buses
- Space Reserved for 1 D-Type Connector, 25-Pin

CAT NO	1	5
PC412902	\$7.06	\$6.00

**RECEIVE OUR LATEST 132 PAGE CATALOG!**

It's chock full of all types of electronic equipment and supplies. We've got I.C.'s, capacitors, resistors, pots, inductors, test equipment, breadboarding supplies, PC supplies, industrial computers, data acquisition products, personal computers and computer parts, plus much, much more. FAX us your name and address or call 800-811-5203, ext. 5, to leave a message on our catalog request line.



**CIRCUIT SPECIALISTS, SINCE 1971**

**800-811-5203**  
**602-464-2485**

**602-464-5824 (FAX)**

**WE ACCEPT:**



**CALL TOLL FREE**  
**(800) 292-7711**  
**Se Habla Español**

**C&S SALES**  
**EXCELLENCE IN SERVICE**

**WRITE FOR A**  
**FREE 60 PAGE**  
**CATALOG!**



**M-6000**

**Features:**

- Computer Interface and Software with RS-232 Output
- Frequency to 4MHz
- Capacitance to 40nF
- Large 3 3/4 LCD display
- Temperature to 1999°F
- TTL logic
- Data/Peak hold
- Audible continuity
- Auto power off
- Unit indicator
- Diode Test

**NEW!**

**\$99.95**

**TK-3000**

**\$89.95**

**Tools Included:**

- SR-2 - Deluxe Soldering Iron
- SH-1 - Soldering Iron Stand
- ST-1 - Diagonal Pliers
- ST-2 - Long Nose Pliers
- ST-30 - Deluxe Wire Stripper
- SE-1 - Solder Ease Kit
- ND-3 - 3 pc. Nut Driver Set
- TL-8 - Precision Screw Drivers
- ST-5 - Screw Driver Slotted 3/16"
- ST-6 - Screw Driver #1 Phillips
- ET-10 - IC Puller
- SP-2 - Solder Pump
- ST-20 - Safety Goggles
- ST-9 - Pocket Screw Driver
- ST-4 - Solder Tube
- SW-3 - Solder Wick



**NEW!**

A professional technician service tool kit in a metal reinforced tool case with heavy-duty handle and locks. A removable pallet handles most of the tools listed with more room for tools and parts in the lower half.

**2MHz Function Generator**

**Model 4010**

- Sine, Square, Triangle, Pulse and Ramp output
- Variable duty cycle

**\$195.95**



**MX-9300 Four Functions in One**

- One instrument with four test and measuring systems: 1.3GHz Frequency Counter • 2MHz Sweep Function Generator Digital Multimeter • Digital Triple Power Supply (0-30V @ 3A, 15V @ 1A, 5V @ 2A)

**\$479.95**



**NEW**

**Model XP-581**

**4 Fully Regulated DC Power Supplies in One Unit**

- 4 DC voltages: 3 fixed - +5V @ 3A, +12V @ 1A, -12V @ 1A
- 1 Variable - 2.5 - 20V @ 2A

**\$85**



**Digital Multimeter**  
**Model EDM-83B**

**\$169**

18 Functions including freq to 20MHz, cap to 40µF, inductance to 40H, True RMS, Data Hold/min./max./avg., TTL logic.

**Digital Multimeter**  
**Model M-1700**

**\$42.95**

11 functions including freq to 20MHz, cap to 20µF. Meets UL-1244 safety specs.



**Fluke Multimeters**

**70 Series**

- Model 7011 ... \$69.95
- Model 7311 ... \$97.50
- Model 7511 ... \$135.00
- Model 7711 ... \$154.95
- Model 7911 ... \$175.00

**80 Series**

- Model 83 ... \$235
- Model 85 ... \$269
- Model 87 ... \$289

**B&K Precision Multimeters**

- Model 391 ... \$149
- Model 388A ... \$99
- Model 390 ... \$139
- Model 2707 ... \$79
- Model 389 ... \$109
- Model 2860A ... \$85

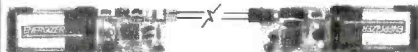
**Kit Corner**

over 100 kits available

**PT-223K**

**\$15.95**

Phone kit with training course.



**Fiber Optics Technology**  
**with training course**  
**Model FO-30K**

**\$19.95**

**Model AM/FM-108K**  
**Transistor Radio Kit**

**\$29.95**



**M-1005K**  
**Compact Multimeter Kit**

**\$19.95**

6 Functions & Transistor Test



**XK-550 Digital / Analog Trainer**

Elenco's advanced designed Digital / Analog Trainer is specially designed for school projects. It is built on a single PC board for maximum reliability. It includes 5 built-in power supplies, a function generator with continuously sine, triangular and square wave forms.

1560 tie point breadboard area.

**XK-550**  
**Assembled and Tested**

**\$169.95**

**XK-550K - Kit**  
**\$139.95**

Tools and meter shown optional



**WE WILL NOT BE UNDERSOLD**

**C&S SALES, INC.**

UPS SHIPPING: 48 STATES 5%  
 OTHERS CALL (\$3 min. / \$10 max.)  
 IL RES. 8% TAX

150 W. CARPENTER AVENUE  
 WHEELING, IL 60090  
 FAX: (708\*) 520-9904 (708\*) 541-0710

\* NOTE: Effective January 20, 1996, our area code will be changed to 847.

**15 DAY MONEY BACK**  
**GUARANTEE**  
**FULL FACTORY WARRANTY**  
 PRICES SUBJECT TO CHANGE WITHOUT NOTICE



**FREE PROBES  
WITH ALL  
SCOPES**

# OSCILLOSCOPES

**Lowest Prices of the Year!**

**WRITE FOR A  
FREE 60 PAGE  
CATALOG!**

**Japan Quality  
But not Japan Prices!  
Hitachi  
Laptop Color  
Digital Scopes**

**NEW!**  **NEW!**

150MHz 60MS/s VC-5460 **\$3695**  
50MHz 30MS/s VC-5430 **\$2695**  
20MHz 15MS/s VC-5410 **\$1795**

**100MHz**  
VC-6145 - Storage  
4 Channel 100MS/s... **\$4795**  
VC-6155 - Storage 100MS/s **\$3995**  
VC-6545 - Storage 40MS/s **\$2995**  
V-1585 - 4 Channel ..... **\$2095**  
V-1565 w/ Cursors ..... **\$1795**  
V-1560 ..... **\$1595**

**50/60MHz**  
VC-6525 - Storage 20MS/s **\$2795**  
VC-6524 - Storage 20MS/s **\$2295**  
V-695 - 60MHz w/ Cursors **\$1549**  
V-555 - w/ Cursors ..... **\$1095**  
V-552 ..... **\$949**  
V-509 - Battery Operated . **\$1795**

**20MHz**  
VC-5025A - 20MS/s  
DSO w/ DMM ..... **\$1160**  
VC-5025 - 20MS/s  
DSO w/ DMM ..... **\$935**  
VC-6523 - Storage 20MS/s **\$1995**  
V-252 ..... **\$449**  
V-209 - Battery Operated . **\$1425**

## Quality Scopes by Elenco



**60MHz**

**DS-603 \$1350**

- Analog / Digital Storage
- 20MS/s Sampling Rate

**S-1365 \$795**

- Analog w/ Cursors

**S-1360 \$759**

- Analog with Delayed Sweep

**40MHz**

**S-1345 \$569**

- Analog with Delayed Sweep

**S-1340 \$489**

- Analog

**25/30MHz**

**DS-303 \$1095**

- Analog / Digital Storage

**S-1330 \$439**

- 25MHz Analog
- Delayed Sweep

**S-1325 \$335**

- 25MHz Analog

**2 Year  
Warranty**

### OSCILLOSCOPE SELECTION CHART

ANALOG		Sensitivity (max)	No. of Channels	Sweep Rate Max ns/div	Delayed Sweep	Video Sync	Component Tester	Beam Find	Time Base
Model	Bandwidth MHz								
S-1365	60	1mV/div	2	10ns/div	Yes	Yes	Yes	Yes	2
S-1360	60	1mV/div	2	10ns/div	Yes	Yes	Yes	Yes	2
S-1345	40	1mV/div	2	10ns/div	Yes	Yes	Yes	No	1
S-1340	40	1mV/div	2	10ns/div	No	Yes	Yes	Yes	2
S-1330	25	1mV/div	2	10ns/div	Yes	Yes	Yes	Yes	2
S-1325	25	1mV/div	2	10ns/div	No	Yes	No	No	1


  

DIGITAL STORAGE		Analog Sen (max)	No. of Channels	Sampling Rate	Memory Channel	Internally Backed Up	Pretigger %	Output
Model	Bandwidth MHz							
DS-303	30	1mV/div	2	20MS/S	2K	Yes	0, 25, 50, 75	RS232
DS-603	60	1mV/div	2	20MS/S	2K	Yes	0, 25, 50, 75	RS232

### B&K Precision at Discount Prices

### Fluke Scopemeters

**20MHz Analog**  
**2120 - \$389.95**  
**2125 - \$539.95**  
Delayed Sweep



**Model 1541C**  
**40MHz**  
**\$695**  
Dual Trace

**Model 2160**  
**60MHz Dual Trace**  
**\$949**

Dual Time Base • Delayed Sweep

**60MHz with  
Cursors readouts  
and Dual Time Base**

**Model 2260**  
**\$1225**

**Model 2190A**  
**100MHz 3 Channel**  
**\$1379**

Dual Time Base • Delayed Sweep



91 ..... **\$1225**  
92 ..... **\$1525**  
96 ..... **\$1795**  
97 ..... **\$1795**  
97A ..... **\$2945**  
99 ..... **\$2095**

Call or write for  
complete specs.

**WE WILL NOT BE UNDERSOLD**

**C&S SALES, INC.**

UPS SHIPPING: 48 STATES 5%  
OTHERS CALL (\$3 min. / \$10 max.)  
IL RES. 8% TAX

150 W. CARPENTER AVENUE  
WHEELING, IL 60090

FAX: (708\*) 520-9904 (708\*) 541-0710

\* NOTE: Effective January 20, 1996, our area code will be changed to 647.



**15 DAY MONEY BACK  
GUARANTEE**

**FULL FACTORY WARRANTY**

PRICES SUBJECT TO CHANGE WITHOUT NOTICE

CIRCLE 32 ON FREE INFORMATION CARD


Tap into a World of...

## FREE ELECTRICITY

Our 150+ page **Self-Reliance Catalog**  
IS JUST LOADED WITH DC to AC  
ENERGY INDEPENDENCE ...

We offer:

Solar, Wind & Hydroelectric energy systems. True Sine Wave DC to AC Inverters. Electric Boat & Car kits. Portable power packs. Solar Lighting & Cooling systems. Solar Pool Heaters. Solar Battery chargers. Solar Books & Toys. DC Appliances. Active & Passive Solar Air & Water Heating Systems. Composting Toilets. Hydroponic, Fish-Farming, Solarium & Greenhouse Systems. Water Testing, Treatment, & Pumping Systems. Emergency Food & H<sub>2</sub>O Kits. High Efficiency AC/DC Refrigeration + More...



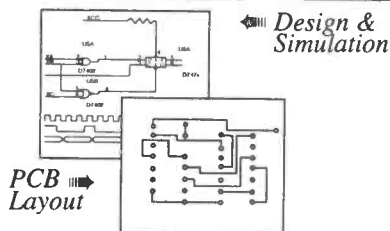
A LOT OF INFORMATION FOR ONLY \$6.75 ...

SEND CHECK or MO TO:

**Self-Reliance Company Inc.**

P.O. Box 306, Florissant, MO 63032

Low Cost CAD Software  
for the IBM PC and Compatibles  
Now In Windows™



- Easy to use schematic entry program (SuperCAD) for circuit diagrams, only \$149. Includes netlisting, bill of materials, extensive parts libraries, More parts, and automatic wiring available in enhanced CAD package (SuperCAD+) for only \$249.
- Powerful, event-driven digital simulator (SuperSIM) allows you to check logic circuitry quickly before actually wiring it up. Works directly within the SuperCAD editor from a pulldown menu and displays results in "logic analyzer" display window. Starting at \$149 this is the lowest cost simulator on the market. Support for PALs, a larger library, and a separate interactive logic viewer are available in full-featured SuperSIM+ for only \$399. Library parts include TTL, CMOS and ECL devices.
- Circuit board artwork editor and autorouter programs (SuperPCB), starting at \$149. Produce high quality artwork directly on dot matrix or laser printers. You can do boards up to 16 layers including surface mount. Includes Gerber and Excellon file output. Autorouter accepts netlists and placement data directly from the SuperCAD schematic editor.
- Low cost combination packages with schematics and PCB design: 2-layer for \$399, 16-layer for \$649.
- DOS version available.

Write or call for free demo disks:

**MENTAL AUTOMATION, INC.**

5415 - 136th Place S.E.  
Bellevue, WA 98006  
(206) 641-2141  
BBS (206) 641-2846

## CABLE DIRECT

CONVERTERS  
DESCRAMBLERS  
VIDEO STABILIZERS  
FILTERS



100%  
MONEY BACK  
GUARANTEE!

30 DAY  
FREE  
TRIAL!

FREE Cable TV Catalog.



Now you can tune-in your favorite cable TV programming and **SAVE \$100'S - EVEN \$1000'S** on premium CABLE TV EQUIPMENT.

**MODERN ELECTRONICS**

1-800-906-6664

2125 S. 156TH CIRCLE • OMAHA, NE 68130

## BUGGED??

**EAVESDROPPING** is unbelievably widespread! Electronic Devices with amazing capabilities can be monitoring your telephone and room conversations **RIGHT NOW!** Are you sure you're safe? **FREE CATALOG** tells you fast! Includes Free Bonus details on fantastic opportunities now open in Counter-Surveillance field. Exciting, immensely interesting and **EXTREMELY** profitable (up to \$250/hr) full/part-time income. Call Now! **1-800-732-5000**

Save Big \$ and watch what you want!

## Cable TV Descramblers

Converters \* Filters \* Accessories

30 day Free Trial - **NO RISK!**  
Unbeatable wholesale prices!  
Affordable extended warranty  
1 Year Warranty on all products

Free  
Catalog

Call the cable professionals!

Credit Cards Welcome!

**1-800-379-3976**

We'll beat anyone's price!



Prices starting  
as low as \$99!

## PROGRAMMERS



Advantech LabTool 48

MOD-MCT

1295. ADVANTECH LABTOOL48

669. EETOOLS ALLMAX PLUS

596. ADVANTECH PC-UPROG

569. MOD-MCT-EMUPA

429. XELTEK SUPERPROII

329. XELTEK SUPERPROII R

424. NEEDHAMS EMP-20

189. XELTEK ROM MASTER II

149. XELTEK ROM MASTER I

135. EETOOLS ROM MAX I

189. EETOOLS ROM MAX 4

419. EETOOLS PROMAX

49. SUNSHINE 1 GANG

125. SUNSHINE 8 GANG

Needham

EETools

Needham

Xeltek

General Device Instruments  
Sales 408-241-7376  
Fax 241-6375 BBS 983-1234

## CRYSTAL CONTROLLED SURVEILLANCE


VHF & UHF PROFESSIONAL ENCASED PARTIALLY ASSEMBLED TRANSMITTER KITS  
Countersurveillance. Also Tunable 70 to 305 MHz Kits. We Design & Manufacture Our Equipment. Custom Design.

FOR CATALOG SEND \$2.00 TO:

SHEFFIELD ELECTRONICS CO., P.O. Box 377940-B  
Chicago, IL 60637-7940. Tel. (312) 324-2196

# BUY BONDS

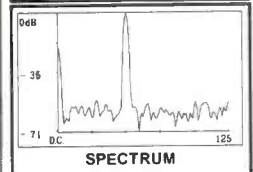
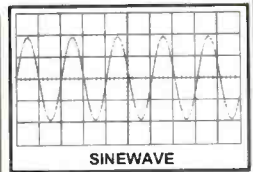




Toll Free, 24 Hours! For orders, dial 800 445 7717. For Fax Facts Instant catalog sheet service, dial 317 849 8683. Computer BBS 317-579-2045. Fax: 317 849 8794.  
Email: ACESCAN@aol.com. Mastercard, Visa, Checks, Approved P.O.'s & COD (add \$5.50) & AMEX, Discover. Prices, specs and availability subject to change. Ground shipping and handling charge \$6.95.  
10707 E. 106th St. Fishers, IN 46038  
**ACE COMMUNICATIONS**  
CIRCLE 25 ON FREE INFORMATION CARD

# DIGITAL STORAGE OSCILLOSCOPE

The O-SCOPE is a pocket-size module that plugs into a PC's printer port and turns it into a DSO, Spectrum Analyzer, Freq. Counter, DVM and Data Logger. Accepts standard probes.




Includes software & instructions. Made in U.S.A.  
Inquiries and Orders Accepted at: 1-800-980-9806  
Same-day shipping.

## ALLISON TECHNOLOGY CORP.

Technical Phone: 713-777-0401      8343 Carvel  
FAX: 713-777-4746      Houston, TX. 77036  
BBS: 713-777-4753      U. S. A.

# Electronic Training Videos



Learn electronics quickly and easily with UCANDO's computer-animated training videos. Students can learn at their own pace and professionals will find the UCANDO videos to be a valuable source of reference material. If these videos aren't the best learning tools you've ever seen, return them within 30 days for a complete refund. These videos are being used by Tech-Schools, CET's, Military Branches, Ham Operators, Industries, and more, across the United States and around the world. Order today and see how UCANDO is ...

**"Changing The Way The World Learns Electronics."**

VCR Maintenance & Repair ... \$29.95      All others ... \$44.95 each  
• Intro to VCR Repair • Direct Current • Alternating Current •  
Semiconductors • Power Supplies • Amplifiers • Oscillators • Digital 1 •  
Digital 2 • Digital 3 • Digital 4 • Digital 5 • Digital 6 • AM Radio • FM  
Radio Part 1 • FM Radio Part 2 • TV Part 1 'Intro to TV' • TV Part 2  
'The Front End' • TV Part 3 'Audio' • Fiber Optics • Laser Technology •

**SAVE!!! 6 videos for only \$240 or 12 videos for only \$450**



**1-800-678-6113**

or mail check or money order to:  
**UCANDO Videos**  
P.O. Box 928  
Greenville, OH 45331



**FREE Shipping ... FREE Catalog**

CIRCLE 136 ON FREE INFORMATION CARD

April 1996, Popular Electronics



# Parts Express™



Parts Express is proud to announce that we now stock the NTE line of replacement semiconductors. NTE has been supplying the electronics industry with top notch replacement parts for over 15 years. All NTE products meet or exceed industry specifications and offer an exclusive 2 year manufacturer warranty. We also offer a complete line of parts for the service repair industry. Test equipment, loudspeakers, video and audio heads, magnetrans, belts, idler assemblies, tools, soldering equipment, just to name some of the 12,000 items we stock. Ask about our new dealer program for resellers. Call toll free for a copy of our FREE 212 page catalog. *Source Code: POM*



**CALL TOLL FREE**  
**1-800-338-0531**

Parts Express 340 E First St, Dayton, Ohio 45402-1257  
Phone: 513-222-0173 Fax: 513-222-4644

CIRCLE 148 ON FREE INFORMATION CARD

## SURVEILLANCE

**FM TRANSMITTERS MINI (KITS)**

- 3-VOLT FM XMTR, up to 300 ft. indoors, 1500 ft. outdoors
- PHONE XMTR, range to 500 ft., uses phone-line power
- Sound-Activated XMTR, range to 500 ft.
- 2-STAGE XMTR, 9-Volt, very powerful

All above require simple soldering at 2 to 4 places. **\$29.95\*\* ea.**

**TELE FM WIRELESS MONITORING SYSTEM. (Kit) \$99.00\***

**TELE CALL FORWARDER.** Transfers incoming calls. **\$99.00\***

**CALLER ID.** Registers incoming number. **\$99.00\***

**TEL REGISTER WITH PRINTER.** Records dialed number, duration, and prints record. **\$139.00\***

**12-HOUR LONG-PLAY RECORDER.** Modified Panasonic. Records 6 hrs. on each side of 120 tape (supplied). Compatible with VOX and Tel Rec Adapter. **\$119.00\***

**VOX VOICE-ACTIVATED SWITCH.** Makes recorder self-activating with voices or other sounds. **\$28.50\*\***

**TELE RECORDING ADAPTER.** Records incoming and outgoing calls. **\$28.50\*\***

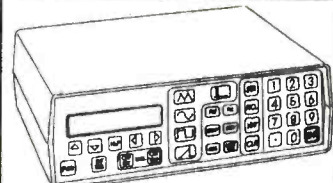
**TELEPHONE SCRAMBLERS.** Over 4,000 separate codes. **\$199.00\***

**VOICE CHANGER.** Changes man's voice to lady's and vice versa. **\$49.00\***

For Shipping & Handling add \*\*\$5.00 and \*\*\$2.00 per item. Colo. residents add sales tax. Mail Order, VISA, M/C, COD's o.k. Inquire for dealer prices. Free catalog.

**MUCH, MUCH MORE — OUR 25TH YEAR!**  
**TOLL FREE 1-800-926-2488**  
**A.M.C. SALES, INC.**  
193 Vaquero Dr., Boulder, CO 80303  
Tel: (303) 499-5405, Fax: (303) 494-4924  
Mon.-Fri. 8 a.m.-5 p.m. Mtn. Time




CIRCLE 140 ON FREE INFORMATION CARD



**Model 1010 Synthesized Sweep/Function Generator \$395**

- **DC to 12 MHz** (opt. 2) - .005 Hz min. step size
- **AM and FM modulation** using internal synthesized modulation source
- **Log or linear frequency sweeping** with calibrated markers
- **CW Pulses** from 25 ns to 100 sec. User can specify independent repetition frequency
- **Sine or square Burst** mode (1 to 65535 pulses per burst) - Internal synthesized burst rate generator
- **Triangle & Sawtooth CW** or triggered
- **Options available:** ± 2 ppm accuracy, RS-232 interface with Windows/DOS software, Labview VI coming soon, OEM boards available
- **Applications:** Hobbyist, Technician, Engineer, Education, Circuit design lab, Electronics or Biomedical research

**PWL/MobileFax**  
2533 North Carson St. Suite 1956  
Carson City, NV 89706  
**(800) 910-4099 FAX (805) 379-9447**

## Cable Aids

Orders Only: 1-800-615-9221  
Information: 407-998-7883

Test Chips that fully activate Jerrold, Toccom, Zenith, SA, Pioneer and more. Quick-Board installation! Prices from \$5 to \$49.95 ea. **MC SPECIALTIES 1 Year Warranty!**  
*No FL Sales. Not for use in cable co. owned equip. For test or repair only.*

**Decco is a Kit Builders Paradise**  
Electronic Kits - Plans - Parts - Computers - Amateur Radio

Call Decco today for your **FREE** copy of **The Electronic Experimenter's Journal**

**1 800 423 - 4499**  
Decco Electronics 4025 Edwards Rd. Cincinnati, OH 45209

## CABLE TV DESCRAMBLERS

Never rent again! Save \$100's on premium Cable TV Descramblers & Converters compatible with Jerrold, Scientific Atlanta, Zenith, Pioneer, Toccom and More! Get your best prices and call us last! Please have the **MAKE & MODEL #** of your area's cable box ready **GUARANTEED TO WORK IN YOUR AREA!** 1 year warranty and 30 day money back guarantee!  
**Allstar Electronics 1-800-782-7214**

## New Surveillance Devices!

**Smoke Alarm and Table Clock Video Cameras**

Ultra miniature video cameras hidden in smoke alarm or alarm clock - your choice. Wide field of view and super 1 lux low light sensitivity! Undetectable!

SC-600 TC-70 High quality B/W with 420 lines of resolution for ultra sharp images. Direct output of video and audio. **\$219.95 ea.**

**Best price on surveillance cameras anywhere!**

**Telephone Transmitter Kit hidden in dual modular adaptor.** Transmits both sides of conversation to any FM radio up to 1/4 mile. "SnapKit" technology. Uses phone line for power and antenna! Goes completely unnoticed. **MA-100 \$25.95**

High quality cassette deck plugs directly into telephone jack! Records up to 12 hours of conversations on a single cassette. Recording starts and stops automatically when phone is used! **Visa/MC (214)255-7490**

**THR-12 12 Hour Telephone Recorder \$99.95** (Free shipping!) Check/Money orders also accepted  
Seymour-Radix Inc. Box 166055-E Irving, TX 75016  
Now you can visit us on the internet at <http://www.why.net/home/sr/>

## The Pocket Programmer

**\$129.95**

The portable programmer that uses the printer port of your PC instead of an internal card.

Easy to use software that programs E(E)prom, Flash & Dallas Ram. 27(C)/28(C)(F)/29(C)(F)/25 series from 16K to 8 Megabit with a 32 pin socket. Adapters available for MCU's 874X, 875X, Pic, 40-Pin X 16 & Serial Eprom's, PLCC, 5-Gang and Eprom Emulator to 32K X 8.

**Same Name, Address & Phone # for 13 Years.... Isn't it Amazing ?**

**Intronics, Inc.**  
Box 13723 / 612 Newton St.  
Edwardsville, IL 66113 Add \$4.75 COD  
Tel. (913) 422-2094 Add \$4.00 Shipping  
Fax (913) 441-1623 Visa / Master Charge

## TESLA COILS VAN de GRAAFF GENERATORS

### Create Lightning Bolts 10 Feet Long!

**Build powerful, professional apparatus, Plans & Experiments**

**TABLE TOP TESLA COIL** creates 2-ft. lightning bolts (38 pp., 19 illus.) . . . . \$12.95

**GIANT TESLA COIL** creates 10-ft. lightning bolts (62 pp., 48 illus.) . . . . \$24.95

**VAN de GRAAFF Generators** 400 kV to 1.2 million V. (48 pp., 46 illus.) . . . . \$14.95

**SUMMIT Design 7635 Marquette Dallas, TX 75225**

## Learn how to repair VCRs!

Home study. Learn low-overhead, high-profit repairs step by step. Start a great career or open your own business.

**Free career literature: 800-223-4542**

Name \_\_\_\_\_ Age \_\_\_\_\_  
Address \_\_\_\_\_ Phone (\_\_\_\_) \_\_\_\_\_  
City/State \_\_\_\_\_ Zip \_\_\_\_\_

**The School of VCR Repair, DEPT VRE341**  
PCDI, 6065 Roswell Rd., Atlanta, GA 30328



# TOP SECRET

**CONSUMERTRONICS**  
2011 Crescent Dr., P.O. Drawer 537  
Alamogordo, NM 88310

**Voice: (505) 439-1776, 439-8551**  
8AM - 7PM MST, Mon - Sat

**Fax: (505) 434-0234, 434-1778** (orders only; if you get voice, enter #11 any time), 24-hr Home Page: Visit our popular home page and tell your friends: <http://users.aol.com/wlzguru/hi-tech.html>

**Free Tech Support** (relates directly to your order or prospective order): Tues. & Thurs. only.

**10% Off on orders \$100+ - 15% Off over \$200+** Add \$5 total \$/H (US, Canada). All items in stock. VISA, MCard OK. No CODs or "bill me's". New Catalog (200 + offers) \$2 w/order, \$5 w/ (check or MO). **NO dealers.** Since 1971. As seen on CBS "60 Minutes", "Forbes", etc. By John Williams - former Lockheed Senior Engineer, NMSU CS Professor, DOD Electronic Weapons Engineer, NIH Health Physicist.

**Wanted: 5 MAC II/x, PC486** (or better), peripherals, new surplus electronic parts, test equipment - buy, trade.

**All software supports all IBM-PC compatible x86 systems (8088 - Pentium)**

## Off-The-Shelf HARDWARE

Van Eck Systems • Data Card Reader/Writers • ATM3 • RF/EM/Wave Radar/Ultrasonic/IR/Light/Sound Detectors/Receivers/Xmitters/Jammers/Blasters • Security/Surveillance • Neurophone/Rife/Heromyus/Resonant Crystal Radionics • EM Lab/Weaponry/Countermeasures • Voice Disguisers • ESS Infinity Devices • Phone Color Boxes • DTMF Decoders • Lineman's Handsets • Bug/Tap Detector/Blaster • Bumper Beeper/Child Finder • Panic Button • Carjack/Kidnap Follower • Hidden Presence Detectors • Hearing Assistant • Shriek Module • TENS • Subliminal Mixer/Amp • Vortex Generator • 6th Sense Communicator • Noise Cancel. System • Electronic Dowser • Levitator - more! See New Catalog!

## SPECIAL PROJECTS

We design/build/obtain/repair/modify/maintain/consult on any device/system/process/project - electronic/computer/mechanical/optical (ex: phone/auto/security/radionic/lab/energy/HV/EM/RF/radar/ultrasonic/IR/UV/commo/consumer) for business/personal/invention needs. Describe & include \$30 pre-engineering fee (no obligation). Time & cost estimates 7-10 days. Confidentiality guaranteed.

## 1-GiBTE DATABASE

Let us search our massive 1.03 gigabyte Hi-Tech Survival Database for you. Virtually every major Hi-Tech Survival topic covered in depth. Some private files. See New Catalog.

## CELLPHONE MODS

See our Catalog for our infamous cellphone modification guide (\$69) - detailed, comprehensive, covers all makes - 10 times more info than competitor's "guide". (Do Special Projects above to get up-to-date hardware/software). **Free Data Search** As a special FREE service to our C&CP customers, we will perform one FREE search of our massive cellphone database if requested within 30 days of your purchase of C&CP. Data now on cellphones is so great, we can fit in C&CP only that in greatest demand. Search results not guaranteed. Request by mail (don't fax): include a #10 SASSE.

## VOICE MAIL HACKING

How Voice Mail Boxes (VMB) systems are used and the specific ways they are hacked, includes ASPEN, MESSAGE CENTER, BIX GENESIS, EZ, SYDNEY, PHONE MAIL, AUDIX, CINDY, CENTAGRAM, SPERRY LINK, RSPV, etc. Absolutely required for all users, sysops and security personnel! \$29.

## PBX HACKING

1,000s of PBXs are hacked to the tune of \$ Billions/yr! While "VOICE MAIL HACKING" details how VMS are hacked for "phun" and profit - including VMS methods for hacking PBXs themselves - "PBX HACKING" addresses ALL issues relating to PBX hacking, including countermeasures! Can your business or agency afford a \$90,000 phone fraud loss (the average loss due to hacked PBXs)? As described in Forbes Magazine. \$29

## PHREAKING CALLER ID & ANI

Details on how they work and dozens of effective ways of defeating Caller ID, ANI, \*69, \*57, and Call Blocking and \*67. Also describes Caller ID, Orange, Beige, Cheese and CF Boxes, ESS, SS7, E-911, various CLASS services, CWA, NON PUB DA, CAMA, DNR, 800-ECR, Diverters, Extenders, Control - more. \$29.

## Beyond PHONE COLOR BOXES

Dozens phone color boxes described - many circuits. Plus Call Forwarding, Conferencing, Phreak History, Glossary, Diverters, Extenders, Loops, REMDBS, Bridging Heads & Cans, Uptocom, 3rd Party and many other non-box methods - more. \$39.

## HACKING ANSWERING MACHINES

How answering machines are hacked to listen to - even erase - messages, and to convert them into mini-VMBs. And countermeasures - protect yourself from snoops, stalkers, burglars and pranksters! \$29.

## CREDIT CARD SCAMS

Cardholders, merchants, banks suffer \$ Billions in losses annually because of credit card fraud. Describes every known means of credit card fraud and scams. Protect yourself! \$29.

## AUTOMATIC TELLER MACHINES

ATM crimes, abuses, vulnerabilities and defects exposed! 100+ methods detailed. Include: Physical, Rep. E. cipher, PIN compromise, card counterfeiting, magnetic stripe, false front, TEMPEST, Van Eck, tapping, spoofing, inside job, super-cool, vibration, pulse, high voltage - others. Case histories, law, countermeasures, detailed security checklist, labeled internal photos, figures. ATMs contain up to \$250,000 in cash! Recent \$350,000 ATM crime spree still unsolved! \$39.

## CONS. SCAMS & SWINDLES

Cons & scams and related swindles fleece Americans of \$100+ Billion per year! The most comprehensive survival manual on cons & scams of all kinds - from the classic to hi-tech. Details on 100s and many variations. And countermeasures. Protect yourself! \$39.

## COMPUTER PHREAKING

Describes in detail how computers penetrate each other, and how VIRUSES, TROJAN HORSES, WORMS, etc. are implemented. Dozens of computer crime and abuse methods and countermeasures. Includes disk filled with hacker text files and utilities, and the legendary FLUSHOT+ protection system (Ed. Choico, PC Magazine). BBS advice, password defeats, glossary - much more! Manual + Disk + \$39.

## Beyond VAN ECK PHREAKING

Eavesdropping on TV and computer video signals using an ordinary TV described in detail. Includes security industry reports. Range up to 1 KM. Plans include both the Consumertronics and the original Top Secret Van Eck designs! \$29.

## The HACKER FILES

Compilation of 700s of the best articles written (in ASCII) by top hackers & phreakers. Covers every major topic in hackerdom! 3 HD Disks \$59.

## STOPPING POWER METERS

As reported on CBS "60 Minutes": How certain devices can slow down - even stop - wathour meters - while loads draw full power! Device simply plugs into one outlet and normal loads into other outlets. Also describes meter creep, overload droop, etc. Plans \$29. **I.Q. MANUAL:** External magnetic ways (applied to the meter itself) to slow down and stop wathour meters while drawing full loads. Plans. \$19. **KW-HR METERS:** How wathour meters work, calibration, error modes (many), ANSI Standards, etc. Demand and Polyphase Meters. Experimental results to slow and stop meters by others. \$19. Any 2. \$38. All 3, \$59.

## UNDER ATTACK!

Electromagnetic Interference and Electronic Weapon Attacks cause: Cancer, birth defects, and profound psychological, neurological, cardiovascular and immune system disorders! Destructive to people, animals, plants, equipment! Includes **ACTUAL CASES OF EM ATTACKS** (we investigated)! Includes how to verify and pinpoint EMI and electronic attack sources, and effective countermeasures. \$29. **EM BRAINBLASTER:** Tutorial and plans for powerful ELECTROMAGNETIC WEAPONS and LAB DEVICES. Optimum circuits, freqs, waveforms, duty cycles, intensities. Thorough. \$29. Both \$49.

## RADIONICS MANUAL

Exciting electrical, electronic, electromagnetic therapeutic, diagnostic & preventive devices (mostly experimental). History, descriptions, plans (dozens), availabilities of Radionics Devices from early to modern. While drugs cost \$100s, electricity costs pennies! \$29. **HEALTHY PLANES** Plans for 3 major electronic therapeutic devices of types approved by FDA. \$19. Both \$39.

## HIGH VOLTAGE DEVICES

HV devices plans: Stun Gun, Taser, Prod, Cane, Blaster, Flasher, Zapper, Audio/Radar Jammer, Fence Charger, Plasma & Van de Graaf Gun, Jacob's Ladder, Galger Counter, Ozone Gun, Fish Stunner, Plant Stim., Kirlian, more! All plans for only \$29.

## STEALTH TECHNOLOGY

Police radar is fascinating! It also has error rates of 10-20%! Every known error mode - stealth method and material used to minimize radar reflections - tactic and strategy to fight unjust radar tickets (that cost you \$100s in insurance and risk cancellation) - methods to detect and jam signals - fully described! \$29.

## SECRET & SURVIVAL RADIO

Optimum survival and security radio equipment, methods, freq allocations and voice/data scrambling/encoding. Includes small receivers/transmitters, telemetry, antenna optimizations, remote monitoring and control, security, surveillance, and ultrasonic, fiber-optic and infrared commo. 70+ circuit plans, tables. \$29.

## By an ORDER of the MAGNITUDE

The most comprehensive, hard-hitting, hi-tech survival book ever written! Topics include electronics, computers, energy, weapons, concealment, revenge, alarms, etc to survive today's dangerous world. We all face increasingly financially and physically brutal times! Field-expedient use of technology in various threat and conflict environments and scenarios. \$49.

## ROCKET'S RED GLARE

How to design and build solid-propellant amateur and survival rockets. Emphasis on formulation, manufacture, installation of propellants, motors, igniters, etc. Includes list of commonly available materials, and the design of launch pads and test beds and their electronics. \$29. **BREWERWORKS:** How firecrackers (M-80s, blockbuster, cherry bombs), small rockets, volcanos, fountains, sparklers and safety fuses are made and colored. Simple, cheap, common ingredients. \$9. Both \$36.

## How to get an AOL Web Page

Web pages are powerful forums for presenting views and offers, exchanging data, organizing around common interests, hyperlinking to other sites, etc. YOUR world-wide magazine! Available info on how to create and upload web pages to AOL is often erroneous, misleading and incomplete. Step-by-step details on how to create and upload your AOL web page. And how more than one can be posted from the same screenname. Plus lots of tips. \$19 (not an HTML language web or AOL tutorial) **total for subscribers: \$19.95 for 1 year only**

# CABLE T.V. EQUIPMENT

Friendly, Knowledgeable Service



**ORDERS CALL:**  
**1-800-361-4586**



- All Equipment New
- Convertors & Descramblers
- 30 Day Money Back Guarantee
- 6 Month Warranty
- Visa, MC, C.O.D. Welcome

## KDE ELECTRONICS, INC.


P.O. Box 1494

Addison, IL 60101

Info. 708-889-0281 HRS: Mon-Fri, 9-6 CST

Fax 708-889-0283

Sat, 9-3 CST



# CABLE TV Converters & Descramblers

Compatible with

**Jerrold, Scientific Atlanta,  
Pioneer, Oak, & Hamlin  
Equipment**

**BRAND NEW!**

**6-MONTH GUARANTEE**

**LOWEST PRICES**

*Volume Control & Parental Lockout Available*

**Greenleaf Electronics**

**1-800-742-2567**

**NO ILLINOIS SALES**

It is not the intent of Greenleaf Electronics to defraud any pay television operator and we will not assist any company or individual in doing the same.

# USE POPULAR ELECTRONICS CLASSIFIEDS

READ BY BUYERS OF ELECTRONIC EQUIPMENT ACCESSORIES AND PARTS

## INSTRUCTIONS FOR PLACING YOUR AD!

### HOW TO WRITE YOUR AD

**TYPE** or **PRINT** your classified ad copy **CLEARLY** (not in all capitals) using the form below. If you wish to place more than one ad, use a separate sheet for each additional one (a photo copy of this form will work as well). Place a category number in the space at the top of the order form (special categories are available). If you do not specify a category, we will place your ad under miscellaneous or whatever section we deem most appropriate.

We cannot bill for classified ads. **PAYMENT IN FULL MUST ACCOMPANY YOUR ORDER.** We do permit repeat ads or multiple ads in the same issue, but, in all cases, full payment must accompany your order.

### WHAT WE DO

The first word and company name of each ad are set in bold caps at no extra charge. No special positioning, centering, dots, extra space, etc. can be accommodated.

### RATES

Our classified ad rate is \$1.75 per word. Minimum charge is \$26.25 per ad per insertion (15 words). Any words that you want set in bold are each .40 extra. Indicate bold words by underlining. Words normally written in all caps and accepted abbreviations are not charged anything additional. State abbreviations must be post office 2-letter abbreviations. A phone number is one word.

If you use a **Box** number you must include your permanent address and phone number for our files. **ADS SUBMITTED WITHOUT THIS INFORMATION WILL NOT BE ACCEPTED.**

For firms or individuals offering Commercial products or Services. **Minimum 15 Words.** 5% discount for same ad in 6 issues within one year; 10% discount for same ad in 12 issues. **Boldface** (not available as all caps), add .40 per word additional. **Entire ad in boldface**, add 20%. **Tint screen behind entire ad**, add 25%. **Tint screen plus all boldface ad**, add 45%. **Expanded type ad**, add \$2.25 per word.

**General Information:** A copy of your ad must be in our hands by the 13th of the fourth month preceding the date of issue (i.e. Sept issue copy must be received by May 13th). When normal closing date falls on Saturday, Sunday or Holiday, issue closes on preceding work day. Send for the classified brochure.

### DEADLINES

Ads not received by our closing date will run in the next issue. For example, ads received by November 13 will appear in the March issue that is on sale January 17. **POPULAR ELECTRONICS** is published monthly. No cancellations permitted after the closing date. No copy changes can be made after we have typeset your ad. **NO REFUNDS**, advertising credit only. No phone orders.

### CONTENT

All classified advertising in **POPULAR ELECTRONICS** is limited to electronics items only. All ads are subject to the publishers approval. **WE RESERVE THE RIGHT TO REJECT OR EDIT ALL ADS.**

**AD RATES:** \$1.75 per word, Minimum \$26.25

Send you ad payments to:

**POPULAR ELECTRONICS 500 Bi-County Blvd, Farmingdale, NY 11735-3931**

## CATEGORIES

100 -- Antique Electronics	270 -- Computer Equipment Wanted	450 -- Ham Gear Wanted	630 -- Repairs-Services
130 -- Audio-Video Lasers	300 -- Computer Hardware	480 -- Miscellaneous Electronics For Sale	660 -- Satellite Equipment
160 -- Business Opportunities	330 -- Computer Software	510 -- Miscellaneous Electronics Wanted	690 -- Security
190 -- Cable TV	360 -- Education	540 -- Music & Accessories	710 -- Telephone
210 -- CB-Scanners	390 -- FAX	570 -- Plans-Kits-Schematics	720 -- Test Equipment
240 -- Components	420 -- Ham Gear For Sale	600 -- Publications	730 -- Wanted

## CLASSIFIED AD COPY ORDER FORM

Place this ad in Category # \_\_\_\_\_

Special Category \$20.00 Additional \_\_\_\_\_

1 - \$26.25	2 - \$26.25	3 - \$26.25	4 - \$26.25	29 - \$50.75	30 - \$52.50	31 - \$54.25	32 - \$56.00
5 - \$26.25	6 - \$26.25	7 - \$26.25	8 - \$26.25	33 - \$57.75	34 - \$59.50	35 - \$61.25	36 - \$63.00
9 - \$26.25	10 - \$26.25	11 - \$26.25	12 - \$26.25	37 - \$64.75	38 - \$66.50	39 - \$68.25	40 - \$70.00
13 - \$26.25	14 - \$26.25	15 - \$26.25	16 - \$28.00	Total words _____ \$1.75 per word = \$ _____			
17 - \$29.75	18 - \$31.50	19 - \$33.25	20 - \$35.00	Bold Face _____ \$0.40 per word = \$ _____			
21 - \$36.75	22 - \$38.50	23 - \$40.25	24 - \$42.00	Special Heading _____ \$20.00 = \$ _____			
25 - \$43.75	26 - \$45.50	27 - \$47.25	28 - \$49.00	Other _____ = \$ _____			

Total classified ad payment \$ \_\_\_\_\_ enclosed

**TOTAL COST OF AD** \$ \_\_\_\_\_

Check  Mastercard  Visa

Card # \_\_\_\_\_ Expiration Date \_\_\_\_/\_\_\_\_

Signature \_\_\_\_\_

Name \_\_\_\_\_ Phone \_\_\_\_\_

Address \_\_\_\_\_ City State Zip \_\_\_\_\_



# EPROM+ PROGRAMMING SYSTEM USES PARALLEL PORT

**EPROMS** (24,28,32 & 40 PIN\*)+27C AND 25XX  
1702\* 2708, TMS2716\* 32,32A, 64, 64A, 128, 128A  
256, 512, 513, 011, 010, 101, 1001, 1000, 1024, 210, 020  
2001, 220, 2048, 4001/2, 040, 080, 240, 4096, 68764/66  
**FLASH EPROMS** 28F256, 28F512, 28F010  
28F020, 29C257, 29C010, 29C040, 29F010, 29F040  
**EEPROMS & NYRAMS** (18,24 & 28 PIN+CX)X  
2210, 2212, 2804, 2816, 2816A, 2817, 2864, 2865  
28256, 28C010, DS1220, DS1225, DS1230  
**SERIAL EPROMS\*** (8 & 14 PIN PLUS CXX)  
ER1400, MS8657, 2401, 02, 04, 08, 16, 32, 65, 2444  
59C11, 80011A, 9306, 46, 56, 66, 85, 72, 82, 92, 168/9XX  
**BIPOLAR PROMS\*** (16 THROUGH 24 PINS)  
74SXXX AND 82SXXX FAMILY  
**MICROCONTROLLERS\*** 8741, 42, 48, 49, 8751  
C51, 52, C52, 87C5XXX, 87C75X, 89C5X, 68705  
68HC705, 68HC711E9, PIC16CXX, TMS7742  
\*ADAPTER REQUIRED - DIAGRAMS INCLUDED  
**SOFTWARE** - READ, VERIFY, PROGRAM, COPY  
DISK FILE LOAD/SAVE, CHECKSUM, FULL  
SCREEN BUFFER EDITOR W/20 COMMANDS  
**READS** HEX, S-RECORD AND BINARY FILES  
**FAST-DEVICES** PROGRAM IN UNDER 20 SEC  
**RUGGED** (9" X6" X3") ENCLOSURE W/HANDLE  
**MADE IN USA** - 1 YEAR WARRANTY



**SYSTEM INCLUDES:**  
PROGRAMMING UNIT  
PRINTER PORT CABLE  
POWER PACK, MANUAL  
AND SOFTWARE.

## \$289

ADD \$5.00 SHIPPING  
\$5.00 C.O.D.  
VISA/MASTERCARD

**ANDROMEDA RESEARCH, P.O. BOX 222, MILFORD, OH 45150**  
(513) 831-9708 FAX (513) 831-7562

# HOME AUTOMATION

Largest Selection of HOME AUTOMATION  
products in the World!

Browse us on the WEB!

<http://www.techmall.com/smarthome>

Hundreds of hard-to-find automation, X10, and wireless control products. Computer control of your home, security systems, surveillance cameras, infra red audio/video control, HVAC, pet care automation, wiring supplies, and much more!

**HOME AUTOMATION SYSTEMS, INC.**

151 Kalmus Drive, Ste L4, Costa Mesa, CA 92626  
Questions 714-708-0610 FAX 714-708-0614

**800-SMART-HOME**

800-762-7846

**HOME AUTOMATION  
SYSTEMS, INC.**



**FREE**

Call 24hrs for FREE  
64 page Color Catalog Over 500  
unique products!

## CABLE TV CONVERTERS

Equipment & Accessories  
Wholesalers Welcome

Call **VISION TIME PRODUCTS**  
1-800-310-1153 M-F 8a-8p  
NO TENN SALES

## Satellite-TV

SAVE 40% - 60%  
800-334-6455  
218-739-5231 Int'l  
218-739-4879 Fax



**Skyvision\***

1048 North Frontier Dr. Fergus Falls, MN 56537

FREE

Buyer's Guide



## Be a PC repair expert!

Approved home study. Learn to troubleshoot,  
repair, install, upgrade, and service computers.  
**Free literature: 800-223-4542**

Name \_\_\_\_\_ Age \_\_\_\_\_  
Address \_\_\_\_\_ Phone (\_\_\_\_) \_\_\_\_\_  
City/State \_\_\_\_\_ Zip \_\_\_\_\_  
**School of PC Repair, DEPT JJE341, PCDI**  
6065 Roswell Road, Atlanta, Georgia 30328



# PROFESSIONAL COUNTERSURVEILLANCE EQUIPMENT

### AI 6600

Phone Tap Detector

Detects:

- Radio Frequency Taps
- Series and Parallel Taps
- Line Impedance Taps
- Extension Phone Listeners

\$149.95



### AI 2100

VIBRATING TRANSMITTER  
DETECTOR

Detects:

- Body Wires
- FM Wireless Mics
- AM Transmitters
- UHF Transmitters

\$189.95



### AI 5500

COMPLETE SAFETY SYSTEM

Detects:

- All Phone Taps and Extension Phone Listeners
- All Body-Wires, Wireless Mics, AM, FM and UHF Transmitters

Detects:

- All Body Wires, Transmitters and Distance Microphones with its built in white noise signal breaker

\$379.95



We sell a variety of covert cameras, transmitters, night vision equipment, video transmitters, time lapse recorders, remote video monitoring systems, body armour, and much more...

Request Our Full Catalog for \$5.00, Receive \$10.00 OFF First Order  
(FREE WITH ANY PURCHASE)

**AMERICAN INNOVATIONS, INC.**

119 Rockland Center Suite 315 Nanuet, N.Y. 10954  
914-735-6127 • Fax 914-735-3560



## CABLE TV

Universal Descrambler  
NEW PRODUCT



**UNIVERSAL 5000**

**\$199.95**

Our fully assembled product is factory tested and  
**GUARANTEED** to work on your system.

**MODEL 4000 KIT**

**\$ 79.95**

The 4000 KIT comes with all the electronic parts  
and our Cad designed PC board. We provide parts  
list, full schmatic, wiring diagram and tutorial.

**MODEL 4000A Enclosure**

**\$ 44.95**

The 4000A Enc. Package will provide the hobbyist,  
who has our 4000 Kit, a custom enclosure, AC  
adaptor and finish accessories to enclose their kit.

**MODEL 4000 And 5000 Features**

- The latest in Video Amplification Technology.
- New clocking circuits to stabilize color and picture performance.
- The most advanced picture locking circuitry.
- Inverted Video Option is available.
- **NO CONVERTER BOX** is necessary.

**The Halcyon Group 1-800-664-6999**

# SHOW TIME CABLE

Your Cable Connection To The Stars!

Order your **FREE** catalog today!  
1-800-643-4258



## STARGATE SST


- Converters & Descramblers
- All Makes & Models
- Quantity Discounts
- 30-day Money Back Guarantee
- Best Warranties

Show Time Cable  
643 N 98th St STE 260  
Omaha, NE 68114

COD • MasterCard • Visa • Amex • Discover

# \* THE BEST \* 8085 MICROPROCESSOR TRAINING SYSTEM JUST GOT BETTER

Are you interested in Single Board Computers and Microprocessor-based systems? If the answer is yes and you want to know more about these fascinating subjects the PRIMER Trainer is the place to start. The PRIMER teaches more and is easier to use than other comparably priced trainers. The over 100 page Self Instruction manual takes you from binary number systems to processing interrupts. At the end of the manual are working examples of using a photocell, a temperature sensor, making a waveform generator, a programmable timer with alarm, and a new motor speed control lab using back EMF. The PRIMER comes with everything you need



to start programming in machine language. Continue on to program in Assembler, Fort or BASIC with optional upgrade and software. Upgrade includes: RS232 serial port, a serial cable and, 32K of battery backed RAM. Picture shown with upgrade option and optional heavy-duty keypad installed. THE PRIMER IS ONLY \$119.95 QUANTITY 1 IN KIT FORM. THE PRIMER ASSEMBLED & TESTED BY EMAC IS \$169.95. ORDER NOW AND RECEIVE ONE FREE POWER SUPPLY WHEN YOU MENTION THIS AD. PLEASE ADD \$5.00 FOR SHIPPING WITHIN THE U.S.

# EMAC, inc.

618-529-4525 FAX: 457-0110 BBS: 529-5708  
P.O. BOX 2042 CARBONDALE, IL 62902

# Tube & General Purpose Projects

NEW

HIGH QUALITY CHASSIS FOR NEW TUBE PROJECTS!



## LC SERIES

FIELD REMOVABLE TOP AND BOTTOM 0.080" ANODIZED ALUMINUM PANELS. FRONT & REAR PANELS 0.063" GOLD ANODIZED ALUMINUM; OTHER PARTS BLACK ANODIZED. VENTED CAGES & OAK ENDS AVAILABLE.

MODEL	W	D	H	A	B	PRICE \$
LC-2	100	x	100	x	50	45.00 47.50
LC-3	150	x	100	x	50	50.00 52.50
LC-4	200	x	100	x	50	55.00 57.50
LC-5	300	x	100	x	50	60.00 62.50
LC-6	150	x	150	x	75	50.00 54.00
LC-7	200	x	150	x	75	55.00 59.00
LC-8	300	x	150	x	75	60.00 64.00
LC-9	400	x	150	x	75	65.00 69.00
LC-10	200	x	200	x	75	80.00 84.00
LC-11	300	x	200	x	75	85.00 89.00
LC-12	250	x	200	x	75	75.00 79.00
LC-13	250	x	250	x	100	70.00 74.00
LC-14	300	x	250	x	100	75.00 79.00
LC-15	350	x	250	x	100	80.00 84.00
LC-16	425	x	250	x	100	85.00 91.00

ALL HARDWARE SUPPLIED.

## MINI PROJECT BOX

ALTHOUGH NOT DESIGNED FOR TUBE CONSTRUCTION, THESE ARE VERY USEFUL IN LABS. DESIGNED WITH SIX 0.040" FLAT RAW ALUMINUM PANELS AND MICRO EXTRUSION.



## Mini Project Boxes

MODEL	SIZE (IN)	PRICE \$
MPB-3	1 1/2 x 1 1/2	1.95 2.25
MPB-4	1 1/2 x 2 1/2	2.40 2.75
MPB-5	1 1/2 x 3 1/2	2.85 3.25
MPB-6	1 1/2 x 4 1/2	3.05 3.50
MPB-7	1 1/2 x 6 1/2	3.50 3.80
MPB-8	1 1/2 x 8 1/2	3.75 4.00
MPB-9	1 1/2 x 10 1/2	4.00 4.50
MPB-10	1 1/2 x 12 1/2	4.50 5.00
MPB-11	1 1/2 x 14 1/2	4.75 5.25
MPB-12	1 1/2 x 16 1/2	5.00 5.50
MPB-13	2 1/2 x 2 1/2	2.20 2.60
MPB-14	2 1/2 x 3 1/2	2.45 2.90
MPB-15	2 1/2 x 4 1/2	2.65 3.10
MPB-16	2 1/2 x 5 1/2	2.85 3.35
MPB-17	2 1/2 x 6 1/2	3.05 3.50
MPB-18	2 1/2 x 7 1/2	3.25 3.75
MPB-19	2 1/2 x 8 1/2	3.50 4.00
MPB-20	2 1/2 x 9 1/2	3.75 4.25
MPB-21	2 1/2 x 10 1/2	4.00 4.50
MPB-22	2 1/2 x 11 1/2	4.25 4.75
MPB-23	2 1/2 x 12 1/2	4.50 5.00
MPB-24	2 1/2 x 13 1/2	4.75 5.25
MPB-25	2 1/2 x 14 1/2	5.00 5.50

PERFORATED OR PLEXIGLASS PANELS ALSO AVAILABLE.

## Metal Cabinets

MODEL	W	D	H	PRICE \$
MC-1A	4	x	3	12.00 14.00
MC-2A	6	x	3	15.00 18.00
MC-3A	8	x	3	18.00 20.00
MC-4A	10	x	3	18.00 20.00
MC-5A	12	x	3	18.00 20.00
MC-6A	14	x	3	18.00 20.00
MC-7A	16	x	3	18.00 20.00
MC-8A	18	x	3	18.00 20.00
MC-9A	20	x	3	20.00 22.00
MC-10A	22	x	3	20.00 22.00
MC-11A	24	x	3	20.00 22.00
MC-12A	26	x	3	20.00 22.00
MC-13A	28	x	3	20.00 22.00
MC-14A	30	x	3	20.00 22.00
MC-15A	32	x	3	20.00 22.00
MC-16A	34	x	3	20.00 22.00
MC-17A	36	x	3	20.00 22.00
MC-18A	38	x	3	20.00 22.00
MC-19A	40	x	3	20.00 22.00
MC-20A	42	x	3	20.00 22.00
MC-21A	44	x	3	20.00 22.00
MC-22A	46	x	3	20.00 22.00
MC-23A	48	x	3	20.00 22.00
MC-24A	50	x	3	20.00 22.00
MC-25A	52	x	3	20.00 22.00
MC-26A	54	x	3	20.00 22.00
MC-27A	56	x	3	20.00 22.00
MC-28A	58	x	3	20.00 22.00
MC-29A	60	x	3	20.00 22.00
MC-30A	62	x	3	20.00 22.00
MC-31A	64	x	3	20.00 22.00
MC-32A	66	x	3	20.00 22.00
MC-33A	68	x	3	20.00 22.00
MC-34A	70	x	3	20.00 22.00
MC-35A	72	x	3	20.00 22.00
MC-36A	74	x	3	20.00 22.00
MC-37A	76	x	3	20.00 22.00
MC-38A	78	x	3	20.00 22.00
MC-39A	80	x	3	20.00 22.00
MC-40A	82	x	3	20.00 22.00
MC-41A	84	x	3	20.00 22.00
MC-42A	86	x	3	20.00 22.00
MC-43A	88	x	3	20.00 22.00
MC-44A	90	x	3	20.00 22.00
MC-45A	92	x	3	20.00 22.00
MC-46A	94	x	3	20.00 22.00
MC-47A	96	x	3	20.00 22.00
MC-48A	98	x	3	20.00 22.00
MC-49A	100	x	3	20.00 22.00
MC-50A	102	x	3	20.00 22.00
MC-51A	104	x	3	20.00 22.00
MC-52A	106	x	3	20.00 22.00
MC-53A	108	x	3	20.00 22.00
MC-54A	110	x	3	20.00 22.00
MC-55A	112	x	3	20.00 22.00
MC-56A	114	x	3	20.00 22.00
MC-57A	116	x	3	20.00 22.00
MC-58A	118	x	3	20.00 22.00
MC-59A	120	x	3	20.00 22.00
MC-60A	122	x	3	20.00 22.00
MC-61A	124	x	3	20.00 22.00
MC-62A	126	x	3	20.00 22.00
MC-63A	128	x	3	20.00 22.00
MC-64A	130	x	3	20.00 22.00
MC-65A	132	x	3	20.00 22.00
MC-66A	134	x	3	20.00 22.00
MC-67A	136	x	3	20.00 22.00
MC-68A	138	x	3	20.00 22.00
MC-69A	140	x	3	20.00 22.00
MC-70A	142	x	3	20.00 22.00
MC-71A	144	x	3	20.00 22.00
MC-72A	146	x	3	20.00 22.00
MC-73A	148	x	3	20.00 22.00
MC-74A	150	x	3	20.00 22.00
MC-75A	152	x	3	20.00 22.00
MC-76A	154	x	3	20.00 22.00
MC-77A	156	x	3	20.00 22.00
MC-78A	158	x	3	20.00 22.00
MC-79A	160	x	3	20.00 22.00
MC-80A	162	x	3	20.00 22.00
MC-81A	164	x	3	20.00 22.00
MC-82A	166	x	3	20.00 22.00
MC-83A	168	x	3	20.00 22.00
MC-84A	170	x	3	20.00 22.00
MC-85A	172	x	3	20.00 22.00
MC-86A	174	x	3	20.00 22.00
MC-87A	176	x	3	20.00 22.00
MC-88A	178	x	3	20.00 22.00
MC-89A	180	x	3	20.00 22.00
MC-90A	182	x	3	20.00 22.00
MC-91A	184	x	3	20.00 22.00
MC-92A	186	x	3	20.00 22.00
MC-93A	188	x	3	20.00 22.00
MC-94A	190	x	3	20.00 22.00
MC-95A	192	x	3	20.00 22.00
MC-96A	194	x	3	20.00 22.00
MC-97A	196	x	3	20.00 22.00
MC-98A	198	x	3	20.00 22.00
MC-99A	200	x	3	20.00 22.00
MC-100A	202	x	3	20.00 22.00

## RACKEM 'N' STACKEM Table Top Racks

MODEL	HEIGHT (IN)	PRICE \$
RBB-8-19	8	70.00 80.00
RBB-8-19	8	75.00 85.00
RBB-10-19	10	70.00 80.00
RBB-10-19	10	75.00 85.00
RBB-12-19	12	70.00 80.00
RBB-12-19	12	75.00 85.00

CLEAR FINISH STANDARD. ADD \$8 FOR BLACK OR G-OR GOLD.

EXTRA PAIR FRONT/REAR PANELS 5.00 7.50

1" SQUARE ALUMINUM TUBING

ALL BOXES ARE SHIPPED FLAT FOR EASY FABRICATION

UNLESS OTHERWISE NOTED, BOXES HAVE FLAT PANELS CONSTRUCTED OF 0.063" ANODIZED ALUMINUM (SIDES ARE 0.125"). FRONT AND REAR PANELS ARE CLEAR. BALANCE OF BOX IS BLACK, BLACK OR GOLD FRONT & REAR AVAILABLE FOR AN ADDITIONAL \$5.00.

ALL BOXES ARE SHIPPED FLAT FOR EASY FABRICATION

UNLESS OTHERWISE NOTED, BOXES HAVE FLAT PANELS CONSTRUCTED OF 0.063" ANODIZED ALUMINUM (SIDES ARE 0.125"). FRONT AND REAR PANELS ARE CLEAR. BALANCE OF BOX IS BLACK, BLACK OR GOLD FRONT & REAR AVAILABLE FOR AN ADDITIONAL \$5.00.

UNLESS OTHERWISE NOTED, BOXES HAVE FLAT PANELS CONSTRUCTED OF 0.063" ANODIZED ALUMINUM (SIDES ARE 0.125"). FRONT AND REAR PANELS ARE CLEAR. BALANCE OF BOX IS BLACK, BLACK OR GOLD FRONT & REAR AVAILABLE FOR AN ADDITIONAL \$5.00.

UNLESS OTHERWISE NOTED, BOXES HAVE FLAT PANELS CONSTRUCTED OF 0.063" ANODIZED ALUMINUM (SIDES ARE 0.125"). FRONT AND REAR PANELS ARE CLEAR. BALANCE OF BOX IS BLACK, BLACK OR GOLD FRONT & REAR AVAILABLE FOR AN ADDITIONAL \$5.00.

UNLESS OTHERWISE NOTED, BOXES HAVE FLAT PANELS CONSTRUCTED OF 0.063" ANODIZED ALUMINUM (SIDES ARE 0.125"). FRONT AND REAR PANELS ARE CLEAR. BALANCE OF BOX IS BLACK, BLACK OR GOLD FRONT & REAR AVAILABLE FOR AN ADDITIONAL \$5.00.

UNLESS OTHERWISE NOTED, BOXES HAVE FLAT PANELS CONSTRUCTED OF 0.063" ANODIZED ALUMINUM (SIDES ARE 0.125"). FRONT AND REAR PANELS ARE CLEAR. BALANCE OF BOX IS BLACK, BLACK OR GOLD FRONT & REAR AVAILABLE FOR AN ADDITIONAL \$5.00.

UNLESS OTHERWISE NOTED, BOXES HAVE FLAT PANELS CONSTRUCTED OF 0.063" ANODIZED ALUMINUM (SIDES ARE 0.125"). FRONT AND REAR PANELS ARE CLEAR. BALANCE OF BOX IS BLACK, BLACK OR GOLD FRONT & REAR AVAILABLE FOR AN ADDITIONAL \$5.00.

UNLESS OTHERWISE NOTED, BOXES HAVE FLAT PANELS CONSTRUCTED OF 0.063" ANODIZED ALUMINUM (SIDES ARE 0.125"). FRONT AND REAR PANELS ARE CLEAR. BALANCE OF BOX IS BLACK, BLACK OR GOLD FRONT & REAR AVAILABLE FOR AN ADDITIONAL \$5.00.

UNLESS OTHERWISE NOTED, BOXES HAVE FLAT PANELS CONSTRUCTED OF 0.063" ANODIZED ALUMINUM (SIDES ARE 0.125"). FRONT AND REAR PANELS ARE CLEAR. BALANCE OF BOX IS BLACK, BLACK OR GOLD FRONT & REAR AVAILABLE FOR AN ADDITIONAL \$5.00.

UNLESS OTHERWISE NOTED, BOXES HAVE FLAT PANELS CONSTRUCTED OF 0.063" ANODIZED ALUMINUM (SIDES ARE 0.125"). FRONT AND REAR PANELS ARE CLEAR. BALANCE OF BOX IS BLACK, BLACK OR GOLD FRONT & REAR AVAILABLE FOR AN ADDITIONAL \$5.00.

UNLESS OTHERWISE NOTED, BOXES HAVE FLAT PANELS CONSTRUCTED OF 0.063" ANODIZED ALUMINUM (SIDES ARE 0.125"). FRONT AND REAR PANELS ARE CLEAR. BALANCE OF BOX IS BLACK, BLACK OR GOLD FRONT & REAR AVAILABLE FOR AN ADDITIONAL \$5.00.

UNLESS OTHERWISE NOTED, BOXES HAVE FLAT PANELS CONSTRUCTED OF 0.063" ANODIZED ALUMINUM (SIDES ARE 0.125"). FRONT AND REAR PANELS ARE CLEAR. BALANCE OF BOX IS BLACK, BLACK OR GOLD FRONT & REAR AVAILABLE FOR AN ADDITIONAL \$5.00.

UNLESS OTHERWISE NOTED, BOXES HAVE FLAT PANELS CONSTRUCTED OF 0.063" ANODIZED ALUMINUM (SIDES ARE 0.125"). FRONT AND REAR PANELS ARE CLEAR. BALANCE OF BOX IS BLACK, BLACK OR GOLD FRONT & REAR AVAILABLE FOR AN ADDITIONAL \$5.00.

UNLESS OTHERWISE NOTED, BOXES HAVE FLAT PANELS CONSTRUCTED OF 0.063" ANODIZED ALUMINUM (SIDES ARE 0.125"). FRONT AND REAR PANELS ARE CLEAR. BALANCE OF BOX IS BLACK, BLACK OR GOLD FRONT & REAR AVAILABLE FOR AN ADDITIONAL \$5.00.

UNLESS OTHERWISE NOTED, BOXES HAVE FLAT PANELS CONSTRUCTED OF 0.063" ANODIZED ALUMINUM (SIDES ARE 0.125"). FRONT AND REAR PANELS ARE CLEAR. BALANCE OF BOX IS BLACK, BLACK OR GOLD FRONT & REAR AVAILABLE FOR AN ADDITIONAL \$5.00.

WOW, DO WE HAVE BOXES!

SESCOM ALSO STOCKS ALL KINDS OF USEFUL PARTS INCLUDING CONNECTORS, SCREWS, METERS, TOOLS, ETC.

PICTURED WITH OPTIONAL RE-1 RACK EARS

RACKEM 'N' STACKEM BOXES

MODEL	W	D	H	PRICE \$
RBB-3	7.5	x	3	1.50 25.00 30.00
RBB-5	7.5	x	3	1.50 31.25 36.25
RBB-7	7.5	x	3	1.50 37.50 42.50
RBB-9	7.5	x	3	1.50 43.75 48.75
RBB-11	7.5	x	3	1.50 50.00 55.00
RBB-13	7.5	x	3	1.50 56.25 61.25
RBB-15	7.5	x	3	1.50 62.50 67.50
RBB-17	7.5	x	3	1.50 68.75 73.75
RBB-19	7.5	x	3	1.50 75.00 80.00
RBB-21	7.5	x	3	1.50 81.25 86.25
RBB-23	7.5	x	3	1.50 87.50 92.50
RBB-25	7.5	x	3	1.50 93.75 98.75
RBB-27	7.5	x	3	1.50 100.00 105.00
RBB-29	7.5	x	3	1.50 106.25 111.25
RBB-31				




# There's No Easier Way to TROUBLESHOOT AND REPAIR Your Electronics!



It's easy, fast and rewarding to do it yourself with the Electronics Repair Manual!

- TVs VCRs
- Hi-Fi Stereo Amplifiers
- Turntables
- Speakers
- Shortwave Radios
- Camcorders
- Tape Decks
- CD Players
- Walkmans
- AM & FM Receivers
- PC Systems
- Automobile Sound Systems
- PC Peripherals
- Telephone Systems
- Fax Machines
- Electronic Home Appliances



- 900-PAGE, MODULAR FORMAT MANUAL
- TROUBLE ANALYSIS FLOWCHARTS
- SCHEMATIC DIAGRAMS
- HANDS-ON, DETAILED, TROUBLESHOOTING INSTRUCTIONS
- "HOW TO" PRIMER FOR TEST EQUIPMENT SUCH AS OSCILLOSCOPES, FREQUENCY COUNTERS, AND VIDEO ANALYZERS
- SAFETY PRECAUTION CHECKLISTS
- COMPREHENSIVE REPLACEMENT PARTS LISTS
- PREVENTIVE MAINTENANCE TECHNIQUES
- DIRECTORY OF MANUFACTURERS

## Electronics Repair Manual

- Electronic Repair Basics
- Tools and Test Equipment
- Troubleshooting and Maintenance
- Specific Repair Instructions
- Schematic Diagrams
- Component/Manufacturer Indices

### 30 Day Free Trial Order Form

Yes, Please rush me my copy of Electronics Repair Manual for only \$59.95 (I may take \$10 off the price when I enclose my check or credit card authorization with my order within the next 30 days. Plus, I get free shipping and handling!) I understand that if I am not satisfied I may return the book within 30 days for a full 100% refund of the purchase price.

My payment of \$59.95 is enclosed (\$49.95 when ordering within the next 30 days.)

Check enclosed.

Optional express delivery (available in U.S. only). Enclose an additional \$10.00 and we'll guarantee delivery within 5 business days from receipt of your order (prepaid orders only).

Credit card no. ( )

Expiration Date Daytime phone no.

Signature

Bill me later for \$59.95 plus \$6.50 shipping and handling, subject to credit approval. Signature and phone number required to process your order. P.O. Box addresses must be prepaid.

Mr./Mrs./Ms. \_\_\_\_\_

Company \_\_\_\_\_

Address \_\_\_\_\_

City \_\_\_\_\_ State \_\_\_\_\_ Zip \_\_\_\_\_

Shipping and handling to Canada, \$10 (U.S. currency); Overseas, \$15 (foreign orders must be prepaid); CT residents add 6% sales tax. Supplements will be sent 4-5 times a year on a fully-guaranteed, 30-day trial basis. They may be cancelled at any time.

MAIL TO: WEKA Publishing, Inc. 32209  
1077 Bridgeport Avenue, Shelton, Connecticut 06484

### Keep Your Skills Up-to-Date!

The Electronics Repair Manual will be a valuable reference for years to come. Supplements, each containing 140 pages, add new repair projects, valuable insights into new technologies, diagnostic and repair techniques, and more schematic diagrams into your manual. Just \$35 each plus shipping and handling. Supplements are sent 4-5 times a year and are fully guaranteed. Return any supplements you don't want within 30-days and owe nothing. Cancel anytime.

**1-800-222-WEKA FAX: 1-203-944-3663**

# CABLE TV DESCRAMBLER KITS

## Universal-New Product

This Product includes all the Parts, PC Board, Complete Schematic with Functional Guide. Generates Sync for most Video Applications.

**\$79.95**



## Tri-Mode Descrambler

This product includes all the parts PC Board and AC Adaptor. NO Enclosure included.

**\$59.95**

## SB-3 Descrambler

This Product includes all the Parts, PC Board and AC Adaptor. Enclosure is not included.

**\$44.95**



**Call Toll Free 1-800-886-8699**

M & G Electronics, P.O. Box 3310, No. Attleboro Mass. 02761

Anyone implying theft of Cable service will be denied assistance.

NO MASSACHUSETTS SALES!

# Weeder Technologies

Ask for our  
**FREE**  
catalog of other exciting kits.  
Call 513-752-0279

# Pro-Kit™

P.O. Box 421, Batavia, OH 45103

Educational Kits for the Serious Hobbyist

### Home Automation

Connects between a TW523 and an RS-232 serial port. Use your computer to receive and transmit all X-10 commands. Create your own program to control your home automation system, turning on/off any device plugged into an electrical outlet with response to time/date, or another X-10 transmission. \$38.50

### Caller ID / RS-232

Connects between a telephone wall jack and an RS-232 serial port. Decodes the caller ID data sent over the phone line and sends it to your computer in a pre-formatted ASCII character string. Create your own program to log the name, number, date, time of all incoming calls. \$34.50

### Telephone Call Restrictor

Connects to telephone wall jack. Disables all phones on the line if attempting to either: dial a number that has been stored in memory "Block Mode" or, dial a number that has not been stored in memory "Allow Mode". Use touch-tone phone to enter telephone numbers into memory, and choose mode. Program from any phone on the line using your password. \$35.00

### 50 MHz Frequency Counter

Reads frequency from 1Hz to 50MHz and displays it on a 16x1 character LCD display. Auto-range feature provides floating decimal point and automatically affixes the correct suffix (Hz, KHz, or MHz). Microcontroller based, very few additional components. \$46.50

### Telephone Scrambler

Scrambles your voice before sending it over the telephone line, and descrambles it on the other end. Connects between your telephone and wall jack. No modifications are required to your telephone. Full duplex operation. \$43.00

### IR Remote Control Receiver

Learns and records the data patterns emitted by standard infrared remote controls used by TVs, VCRs, Stereos, etc. Lets you control all your electronic projects with your TV remote. Seven individual I/O pins can be assigned to any button on your remote, and can be configured for either "toggle" or "momentary" action. \$32.00

### Vocal Filter

An audio device which can be used with a home component stereo system, to filter out the main vocal sound track from standard stereo recordings (CD, tape, record or FM), leaving the background music to sing along with. Produce your own karaoke tapes. \$39.00

### DTMF Decoder/Logger

Keep track of all numbers dialed or entered from any phone on your line. Connects to your telephone wall jack. Decodes all 16 touch-tones and displays them on an LCD display. Holds the last 240 digits in a nonvolatile memory. Scroll through and view all telephone numbers dialed, credit card numbers entered, etc. \$54.50


# BLACK FEATHER ELECTRONICS

## 3 1/2 Digit LCD Panel Meter



Features: 200mV full scale input 9VDC operation. Decimal point selectable. 13mm digit height, auto polarity indication, zero reading for 0 volt input. Measures 2.67" x 1.73" x 0.28" above panel thickness, 0.57" overall thickness. LCD size: 1.83" x 0.8". Has many useful applications and is easy to install.  
CAT# PM-1 **\$9.95 each**

## Stepper Motor Controller Kit



This kit allows you to adjust the speed and direction of a stepper motor. You can move the motor in one step increments or rotate it at a constant speed. Visual indicators show the sequence of motion. Includes stepper motor, pc board, parts and instructions. (12vdc power source not included.)  
CAT# SMK-1 **\$25.00 each**

## Camcorder Video Tape



**HI-8 120 MINUTE TAPE (used)**  
They were recorded on once and played only a few times. Made by a major brand name manufacturer. Professional series metal tapes. Includes plastic jewel box.  
CAT# CCT-1 **\$3.00 each**  
10 or more - 2.80 ea  
100 or more - 2.50 ea

SATISFACTION GUARANTEED

**1-800-526-3717**

645 Temple 7E ▲ Long Beach ▲ California 90814  
▲ (310) 434-5641 ▲ FAX (310) 434-9142 ▲

1. California residents must include sales tax.
2. Visa, MC, & money orders accepted
3. Quantities limited - prices subject to change.
4. Shipping \$4.99 & up.

**Black Feather ELECTRONICS**



One tree can make  
3,000,000 matches.




One match can burn  
3,000,000 trees.



A Public Service of The Advertising Council



**HOW FAR  
You Go  
DEPENDS ON  
WHERE  
YOU GET YOUR  
START.**




1-800-854-CLUB



**BOYS & GIRLS CLUBS  
OF AMERICA**

*The Positive Place For Kids.*



**CABLE CONVERTER  
DIAGNOSTIC TEST CHIP**

**LOAD FULL ACTIVATION OF CABLE CONVERTER**

WE STOCK A COMPLETE LINE OF CHIPS, TOOLS,  
WIRELESS QUICK INSTALL TEST BOARDS AND  
DIAGNOSTIC CUBES FOR ALL CONVERTERS!

**\*\*NEW EXCLUSIVE PIONEER CUBES & BOARD\*\***

RESETS E-1 THRU E-8 INSTANTLY, ALL MODELS!!

WHOLESALE PRICING-DEALERS WANTED, CALL

#1 IN CUSTOMER SERVICE & TECH. SUPPORT!

\*ALL ORDERS SHIP WITHIN 24HRS, UPS/ FED-X.

\*PRIORITY NEXT DAY SHIPPING AVAILABLE!

\*SALE= BUY 5 BOARDS GET 1 FREE TILL JAN 96.

\*LOWEST PRICE & SUPERIOR PRODUCT GUAR!!

\*FRIENDLY COURTEOUS SERVICE. WE'RE PRO'S

VISA MASTERCARD **VISUAL** DISCOUNT

**COMMUNICATIONS INC.**

FOR ORDERS 1-800-GO-CABLE

CATALOG & TECH. SUPPORT 717-620-4363 EST. 1977

Public transportation  
is for everyone.



**CABLE TV  
DESCRAMBLERS**



WE CARRY A FULL LINE OF PREMIUM  
CONVERTERS AND DESCRAMBLERS

- Scientific Atlanta™ Compatible
- Jerrold™ Compatible
- Tocom™ Compatible
- Zenith™ Compatible
- Pioneer™ Compatible
- Oak™ Compatible

**SATISFACTION GUARANTEED  
OR YOUR MONEY BACK!**

**BEST PRICES FREE CATALOG**

Please have the MAKE & MODEL # of your full  
premium service cable box ready when you call!

**ALLSTAR ELECTRONICS**


**800-782-7214**

**HOURS: 9-6 M-F 10-3 Sat EST**

It is not the intent of Allstar Electronics to defraud any pay TV operator. Anyone implying theft of service will be denied assistance. All brand names are registered trademarks of their respective owners & are used for reference only. 110-64 Queens Blvd., #465, Forest Hills, NY 11375. NO NYS SALES!

**Learn MICROCONTROLLERS  
EMBEDDED SYSTEMS and  
PROGRAMMING with  
the New AES-10**

The AES-10... a complete learning system, a complete embedded control system. Extensive manuals guide you through your 8051 development project. Assembly, BASIC, and C programmable. All hardware details, complete schematics. Learn to program the LCD, keypad, digital and analog I/Os. The entire board is software reconfigurable for your applications. Everything you need, nothing extra required.



**80C32 Computer/Microcontroller board with:**

- 32K Byte ROM, 32K Byte RAM • 2 by 16 Liquid Crystal Display • 4 by 5 Keypad • Two serial ports • 5 interrupt sources • 3 timers • A/D, D/A, PWM and digital I/O • Built in Logic Probe • Power supply (can also be battery operated) • Extended Intel BASIC and AES Monitor in ROM • RS-232 cable to connect to PC for programming • 8051/52 DOS Cross Assembler • Program disks with well documented examples • User's Manual, Language Manual, and Text (over 400 pages).

AES-10 \$285 Complete  
Money Back Guarantee

Free Info Pack, M/C Visa  
714 - 550-8094  
Fax 714 - 550-9941



Advanced Educational Systems  
970 W. 17th St. Santa Ana, California. 92706 USA

**CALL 1 - 800 - 730-3232**



**Are you overpaying . . .  
. . . your cable company?**

**You are if . . .  
. . . you are leasing their  
equipment.**

- Forest Electronics, Inc. offers a complete line of New Cable Decoders and Converters that are fully Compatible with your cable system.
- All systems come with: Remote Control, & Parental Guidance Feature. Volume Control is also available.
- All Equipment is fully guaranteed & comes with a 30 day money back option.

**For More Information Call Us 24 Hours a Day At:**

**800-332-1996**

FAX: 708-860-9048

# CLASSIFIED

## PLANS-KITS-SCHEMATICS

**FIBER-Optic projects** — Swing into the new technology by assembling tried and true projects recently published. "Practical Fiber-Optic Projects" only \$9.95 (price includes shipping) **ELECTRONIC TECHNOLOGY TODAY, Inc.**, PO Box 240, Massapequa Park, NY 11762-0240.

**ALL-in-one catalog. AM/FM/ham/spy**, transmitters, amplifiers, receivers. Voice scramblers/disguisers, audio, TV, Tesla coils, plans, "secret" books, kits, imports, exports and more. Start your own licensed or unlicensed radio station, 60 full pages for \$1.00. **PAN-COM INTERNATIONAL**, PO Box 130-H4, Paradise, CA 95967.

**FIBER optic educational experiments kit.** Includes: Tutorial, w/experiments, 40ft fiber assortment, + cutting tool. \$19.95 + S/H (609) 468-1660.

**CRYSTAL Set Handbook** — Visit antiquity by building the radios your grandfather built. Assemble a "Quaker Oats" rig, wind coils that work and make it look like the 1920's! Only \$10.95 plus \$4.00 for shipping and handling. **CLAGGK INC.**, PO Box 4099, Farmingdale, NY 11735. US funds only! USA and Canada — no foreign orders.

**HEATH COMPANY** is selling photocopies of most Heathkit manuals. Only authorized source for copyright manuals. Phone: (616) 925-5899, 8-4 ET.

**GREEN Thumb alert** — Electronics enters the garden! New exciting book points out how gardeners can build simple gadgets to promote success where the elements work against you. Some of the projects are: over/under temperature monitoring, dusk/dawn switching, automatic plant watering, warming cables, etc. "Electronic Projects for the Garden" only \$9.95 (price includes shipping) **ELECTRONICS TECHNOLOGY TODAY, Inc.**, PO Box 240, Massapequa Park, NY 11762-0240.

**SILENT SAM Turn Signal Reminder.** This patented reminder keeps you from going down the road flashing, inadvertently. Just \$30.00 postpaid. Visa/MC, 30 day money back guarantee. Great gift for that forgetful someone. Literature available. Toll Free 1 (800) 398-5605.

**FASCINATING Electronic Devices!** Tazer! Dazer! Super Spy Microphone! Vocal truth detector! Universal IC tester! Radar and laser jammers! Surveillance! Countermeasures! Ultrasonic! Tesla! High voltage! More! Plans and kits catalog \$2.00. **QUANTUM RESEARCH**, 17919-77th Avenue, Edmonton, Alberta, T5T 2S1.

## COMPUTER SOFTWARE

**ZSORT.** Sort huge files fast. Disk \$5.00. Manual \$10.00. Box 12238, Lexington, KY 40581-2238.

**600 How-to books, Reports & Guides** you can reprint & sell. Complete text of all 600 on Windows CD ROM. Just \$99.00. **VISA/MC/COD.** Order by phone 1 (800) 457-5477. 24 Hours!

## COMPONENTS

**RESISTORS 20** for \$1.00. **LEDS 4** for \$1.00. Catalog \$1.00. **ZIPFAST**, Box 12238, Lexington, KY 40581-2238.

## AUDIO-VIDEO-LASERS

**FREE Catalog** on Hi-tech electronic products. Write: **JP SPECIALTIES**, Dept. PE4, 401 South 29th, McAllen, TX 78501.

**VIEW Color Negatives on TV.** Use your light box and camcorder with the **Video Inverter** to see positive color images. Kit \$69.95. PC Board & plans \$29.95. Send Check/MO/Visa/MC to **J. SOUSA**, 38 Cornish Street, Lawrence, MA 01841-1226.

## CABLE TV

**"BULLET Buster."** Protect your cable box against the infamous cable "bullet." The "Bullet" Buster acts as an electronic shield. Installs in-line in seconds. Don't wait until it's too late! \$19.95 + \$3.00 S&H. Visa/MC/Amex. **ELECTROMAN**, Box 24474, New Orleans, LA 70184. (504) 482-3017.

**CABLE —safe.** Guarantee cable privacy. The one way valve for your cable TV signal. Cable signals come in, but they don't go out! \$29.95, + \$3.00 S&H. Visa/MC/Amex. **ELECTROMAN**, Box 24474, New Orleans, LA 70184. (504) 482-3017.

**CABLE unscrambled.** Everything you want to know about cable, but are afraid to ask. \$10.00. Visa/MC/Amex. **ELECTROMAN**, Box 24474, New Orleans, LA 70184. (504) 482-3017.

**"DESCRAMBLER Schematics Revealed."** A powerful guide to descrambling schemes. \$10.00. Visa/MC/Amex. **ELECTROMAN**, Box 24474, New Orleans, LA 70184. (504) 482-3017.

**UNIVERSAL descrambler.** Unscramble signals using your VCR as the tuner. Works with virtually any system, this is the only one you need. Declare cable box independence! \$129.95 + \$5.00 S&H. Visa/MC/Amex. **ELECTROMAN**, Box 24474, New Orleans, LA 70184. (504) 482-3017.

**"BASEBAND Video Explained."** Discover what a Baseband Signal is and how it's constructed. Learn the advantages of doing things the "Baseband" Way. \$10.00. Visa/MC/Amex. **ELECTROMAN**, Box 24474, New Orleans, LA 70184. (504) 482-3017.

**ATTN. Cable box owners.** Get your Bullet and ID stopper before its too late. Send \$23.00 to **R.R. ENTERPRISE**, Box 3532, Easton, PA 18043.

**CABLE descrambling, new secret manual.** Build your own descramblers for cable and subscription TV. Instructions, schematics for **SSAVI**, gated sync, sinewave, some free methods (HBO, Cinemax, Showtime, UHF, Adult) \$12.95, \$2.00 postage. **CABLETRONICS**, Box 30502PE, Bethesda, MD 20824.

**SECRET cable descramblers!** Build your own descrambler for less than \$12.00 in seven easy steps! **Radio Shack** parts list and free descrambling methods that cost nothing to try, included. Send \$10.00 to: **INFORMATION FACTORY**, PO Box 889, Seabrook, Texas 77586. For Visa/MC, COD's: (713) 922-3512 Anytime!

**CABLE TV equipment & accessories.** Wholesalers welcome! 30 day moneyback guarantee! Free catalog! **PERFORMANCE ELECTRONICS, INC.**, 1 (800) 815-1512.

**CABLE descrambler!** Build with 7 **Radio Shack** parts costing \$12.00. Instructions \$8.00: **F.A.S.T.**, Box 369-EP4, Pt. Salerno, FL 34992-0369.

**RESTRICTED** top secret hacker information. Cellular/cable/surveillance/satellite/more. Catalog — \$3.00. **TELECODE**, PO Box 6426-PE, Yuma, AZ 85366-6426.

**CALL QUALITY for all your cable needs!** Converters, descramblers, filters, cubes, etc.! M80's, steelhs, plo, more. Tired of paying high rental charges for your equipment? Call us now! 1 (800) 72-BOXES.

**CABLE Descrambler!** Anyone can build in seven steps with **Radio Shack** parts. Plans \$5.00. 1 (800) 818-9103.

**REVOLUTIONARY New Technology.** Does all cable boxes—For free catalog call **MEGA 1** (800) 676-6342.

**CABLE TV Test Chips** for Jerrold, Tocom, Pioneer, Scientific Atlanta, etc. Quick installation! New Multi-Mode modules available. Prices from \$5.00 each. 1 (800) 786-9025.

**MASTER Files** for sale. \$50.00 each or all for \$150.00. Toke 03& 07, Star 6 + 7, Zenith Sci 8500, 8550, 8590, 8580. IBM format 3.5 disk. Money order to: **ABA ELECTRONIC**, PO Box 1083, Jackson, NJ 08527.

## SATELLITE EQUIPMENT

**VIDEOCYEPHER II** descrambling manual. Schematics, video and audio. Explains **DES, EPROM, CloneMaster, Pay-per-view (HBO, Cinemax, Showtime, Adult, etc.)** \$16.95, \$2.00 postage. Schematics for **VideoCypher II Plus**, \$20.00. Schematics for **VideoCypher II 032**, \$15.00. Software to copy and alter **EPROM** codes, \$25.00. **VCII Plus EPROM**, binary and source code, \$30.00. **CABLETRONICS**, Box 30502PE, Bethesda, MD 20824.

**SATELLITE Radio Book and Guide.** New book covers all audio services, **SCPC**, subcarriers, FM squared, facsimile, press services, weather services. Simple how-to-receive instructions. \$16.95 plus \$3.00 Priority Mail. **UNIVERSAL ELECTRONICS**, 4555 Groves Road, #12, Columbus, OH 43232. (614) 866-4605.

**DSS** How its done. 150 channels received direct with small dish system. Send \$14.95 + \$2.00 postage. **CABLETRONICS**, Box 30502PE, Bethesda, MD 20824.

**OWN The Future** home entertainment system...now! Affordable digital 24" minidish satellite receiver system. Over 120 channels including more than 12 sports channels, 12 premium movie channels, 3 sexy channels, superstations, networks and more! Sharpest picture. Clearest sound. Overhead AT&T satellite for unobstructed reception. As little as \$19.95/month. 1 (800) 899-9707, 8am-10pm Pacific.

**RCA & Sony DSS System has been broken.** Find out how people are receiving over \$1,000.00 worth of programming for only \$50.00 a year. Don't miss out on this hot new information package. Send \$29.95 to **REQUEST INFORMATION SERVICES**, 5201 Kingston Pike, Suite 6-106, Knoxville, TN 37919. **Quick Service.**

## MISCELLANEOUS ELECTRONICS FOR SALE

**THE Case Against Patents.** Thoroughly tested and proven alternatives that work in the real world. \$28.50. **SYNERGETICS PRESS**, Box 809-C, Thatcher, AZ 85552. (520) 428-4073. Visa/MC.

57 Electronic Journals. How to get free subscriptions. \$5.00. **CABLETRONICS**, Box 30502PE, Bethesda, MD 20824.

**BUILD Electronic Surveillance Devices!** Secrets revealed! Download phone bug plan from **BBS!** Free information! **TECHNOTES**, Box 388-PE, Tehachapi, CA 93581-0388. **BBS/Fax** (805) 823-1549.

**F&M Electronics** — inwall speakers, intercoms, central vac systems. For the do it yourselfer. Free catalog 1 (800) 699-1484.



**CABLE Descramblers** and test turn-on kits available for most makes and models. No catalog, no 800 number equals your lowest prices. Call others, then compare our prices! We pay cash for unwanted cable boxes. No Florida sales. (305) 425-0751.

**CABLE TV descramblers.** One piece units. Pioneer 6310's, Scientific Atlanta 8580's and others. Money Back Guarantee. Houston, TX (713) 691-4610.

## SECURITY

**SURVEILLANCE** Privacy security protection. Catalog \$5.00. **SPY EMPORIUM**, 6065 Hillcroft 413, Houston, TX 77081. (713) 774-1000.

**ELECTRONIC** sales of security systems for home, apartment, or business, will send information, call (812) 295-4240.

**SECURITY Systems** Devices of all types. Control panels, motions, sirens, CCTV, more. Install it yourself and save: **Special package** 6 zone control, keypad. Fully programmable for monitoring, back-up. Battery, siren & contacts, only \$179.00. Catalog with order 1 (800) 335-2296. Fax (519) 541-1277. check/Visa A-1, 940 Murphy Rd. #3, Sarnia, Ontario, Canada.

## BUSINESS OPPORTUNITIES

**START** your own technical venture! Don Lancaster's newly updated **Incredible Secret Money Machine II** tells how. We now have autographed copies of the Guru's underground classic for \$18.50. **SYNERGETICS PRESS**, Box 809-C, Thatcher, AZ 85552. (520) 428-4073. Visa/MC.

**MAKE** \$75,000 to \$250,000 YEARLY. Repairing all kinds IBM monitors. Successful home based business, anywhere. Telephone required. Details: USA \$3.00 cash (no checks), Dealerships: Canada-all foreign countries: \$85.00 for application-brochure. **RANDALL DISPLAY**, Box 2168H, Van Nuys, CA 91404.

**GREAT** extra income! Assemble craft products at home. Easy/fun! Program guaranteed! Call 1(800) 377-6000, ex7930.

**SIGN of The Times** Start your own profitable alarm company with **monthly recurring revenues**: Further info. Send details to: A1, 940 Murphy Rd. #3, Sarnia, Ontario N7S-5C4 Canada.

**EASY work! Excellent pay!** Assemble products at home. Call toll free 1 (800) 467-5566 ext. 5730.

**GET Paid \$268.20/roll** taking easy snapshots! No experience. Film supplied. **PHOTOTEK**, Box 3706-PE, Idyllwild, CA 92549. (909) 659-9757 Ext. 122.

**GET Paid** to give away free pagers. Residual income opportunity. Free information. 1 (800) 724-3637. Referral #4899800.

**UNBELIEVABLE Opportunity!** Marketing the most advanced, 24" digital satellite home entertainment system. Over 120 channels now, many more soon. Easy to sell. Low cost for you and your customers. \$200.00 upfront commissions and ongoing residuals. 1 (800) 899-9707. 8am-10pm Pacific.

## EDUCATION

**LEARN IBM PC Assembly Language.** Disk \$5.00, Book \$18.00. **ZIPFAST**, Box 12238, Lexington, KY 40581-2238.


**ESP, Bioelectricity**, microwave hearing, comprehensive booklist...\$1.00; \$2.00 Foreign. **RESEARCH ASSOCIATES**, PO Box 3583, Boynton Beach, FL 33424-3583.

## TELEPHONE

**FREE Pager.** \$75.00 value. Tone/vibrate modes, time stamp, 18 number memory, more. Activation required. Call 1 (800) 724-3637. Give #4899700.

# IMPROVE YOUR IMAGE!

WITH OUR VIDEO STABILIZERS



**SUPER VHS MODEL AVAILABLE!**

The clearest picture possible playing back movies. **GUARANTEE** to eliminate copy protection.

- No Rolls/Jitters/Flickers/Fading
- Works on all TV's, VCR's Beta & Cable
- Gold Video Connectors & Cables Included
- 2 Year Warranty
- Money Back Guarantee



## VISION ELECTRONICS

**1-800-562-2252**

2125 S. 156TH CIRCLE • OMAHA, NE 68130

## CABLE TV DESCRAMBLERS

**1-800-233-9388**

**FREE CATALOG**  
GUARANTEED BEST PRICES • IMMEDIATE SHIPPING  
**APPLE ELECTRONICS**

3389 Sheridan St. • Suite 257  
Hollywood, FL 33021

## WANTED

**UNASSEMBLED** EICO, Knight, Heathkits complete with manuals. Call or fax **KEN**, (707) 545-8300, Fax (707) 545-3930.

**INVENTIONS**, ideas, new products! Presentation to industry/exhibition at national innovation exposition. Patent services. **1 (800) 288-IDEA.**

**WANTED For Parts** Pioneer QRX9900 4-CH receiver. Contact **FASNACHT**, PO Box 1104, Gonzalez, FL 32560.

**BECOME** a member and be currently updated with catalogs of innovative products such as: computers, video, audio and entertainment. All major brands factory fresh and warranted. Membership fee only \$15.00. **MANA ELECTRONICS**, 6 Cartwright Rd., PO Box 67002-RPO Maples, Winnipeg, Manitoba, R2P 2T3.

## INVENTORS

**FREE Invention package:** Davison & Associates offers customized development, patenting, and licensing of new product and ideas. Proven results: 1 (800) 677-6382.

**CABLE TV CHANNELS**

EQUIPMENT *Direct!* **GUARANTEED** **FREE 30 DAY TRIAL**

SAVE \$1000's  
The Nationwide source for cable TV equipment.  
**"BUY WHERE THE DEALERS BUY!"**

**FREE** TV Cable Descramblers, Converters and Magic Box Catalog. Open Every Day!

YOUR VCR TAPES CAN PLAY AS CLEAR AS DAY!  
Eliminates copy protection on any tape.

**UNJAM NOW WITH Video Decoder**  
• Copy any rental/through tape  
• Power Cord and RC Plugs Included

2 Year Warranty  
**CALL NOW!** Member Better Business Bureau  
**MEGA ELECTRONICS**  
**1-800-676-6342** VISA • MC • COD

**FREE 30 Day Trial!**

## \$139\* Laser LightShow

Draw with a laser beam! Animation, text, music & more! Includes galvos, servo amp, oscillators, software listing, analog & digital computer interfaces. Call for details



## Computerized Motors \$39\*

Includes: 2 Stepper motors, computer interface, 32 page training manual, & software listing. Expandable system! Up to 12 motors, up to 3 amps per phase. Call for details

\* Add \$6 for shipping. Computer with parallel printer port. Assembly, Power supply, & Laser are required

Call or fax for **FREE FLYER**

**SVS**

Light & Motion in kit form

1273 Industrial Pky. West Bldg. 460  
PO Box 55125  
Hayward CA 94545-0125

**Voice 510-582-6602**  
**Fax 510-582-6603**

## Plant Trees for America

To receive 10 free Colorado blue spruces, send a \$10 membership contribution to:



**The National Arbor Day Foundation**  
100 Arbor Avenue, Nebraska City, NE 68410

**\*\*\* CABLE T.V. \*\*\***  
**DESCRAMBLERS**  
Lowest prices, guaranteed!  
**CFS Electronics**  
(formerly C & C Electronics)  
**(800) 995-1749**  
**VISA, MC, AMEX, C.O.D.**

# ADVERTISING INDEX

POPULAR ELECTRONICS magazine does not assume any responsibility for errors that may appear in the index below.

Free Information No.	Page	Free Information No.	Page
25	Ace Communications . . . . .	—	M&G Electronics . . . . . 106
26	Alfa Electronics . . . . .	150	MCM Electronics . . . . . 87
28	All Electronics . . . . .	—	MD Electronics . . . . . 85, 91
—	Allen Engineering . . . . .	—	Mega Electronics . . . . . 109
—	Allison Technology . . . . .	147	Mendelson's . . . . . 94
—	Allstar Electronics . . . . .	—	Mental Automation . . . . . 98
27	Alltronics . . . . .	157	MicroCode Engineering . . . . . 5
140	AMC Sales . . . . .	—	Modern Electronics . . . . . 98
—	American Innovations . . . . .	—	Mondo-tronics . . . . . 93
—	Andromeda Research . . . . .	—	NRI Schools . . . . . 19
—	Basic Electrical Supply . . . . .	43	Optoelectronics . . . . . CV4
30	Bel Merit . . . . .	156	Parallax . . . . . CV3
—	Black Feather . . . . .	148	Parts Express . . . . . 100
32	C&S Sales . . . . .	149	Phillips Tech . . . . . 94
—	Circuit Specialties . . . . .	47	Prairie Digital Inc. . . . . 90
—	Cleveland Inst. of Electronics . . . . .	46	Print . . . . . 89
—	Command Productions . . . . .	130	Print . . . . . 92
—	Comtrad Industries . . . . . 11, 15, 29	—	PWI/Mobile Fax . . . . . 100
—	Consumertronics . . . . .	—	Self-Reliance Co. Inc. . . . . 98
—	Electronic Equipment Bank . . . . .	—	Sescom Inc. . . . . 104
137	Electronic Rainbow . . . . .	—	Show Time . . . . . 104
—	EMAC . . . . .	—	Silicon Valley Surplus . . . . . 109
—	Foley-Belsaw . . . . .	—	Summit Design Group . . . . . 100
—	Forest Electronics . . . . .	—	Tab Books . . . . . 7, 47
—	Gateway Products . . . . .	—	TEST EQUIPMENT SALES . . . . . 79
—	General Device Instruments . . . . .	136	UCANDO Videos . . . . . 99
—	Grantham College of Engineering . . . . .	—	Universal Electronics Inc. . . . . 90
—	Greenleaf Electronics Inc. . . . .	—	US Cyberlab . . . . . 79
—	Halcyon Group . . . . .	—	Vision Electronics . . . . . 109
—	Home Automation Systems . . . . .	—	Visual Communications . . . . . 107
—	Howard Electronics . . . . .	159	Wavetek Corp. . . . . 23
—	Information Unlimited . . . . .	—	Weeder Technologies . . . . . 106
—	I.E.C. . . . .	—	Weka Publishing . . . . . 105
13	Interactive Image Technologies . . . . .	—	World College (Div. of C.I.E.) . . . . . 9
—	Intronics . . . . .	—	WPT Publications . . . . . 91
—	KDE Electronics . . . . .	134	Xandi Electronics . . . . . 89
—	Learn, Inc. . . . .		

## ADVERTISING SALES OFFICE

**Gernsback Publications, Inc.**  
**500 Bi-County Blvd.**  
**Farmingdale, NY 11735-3931**  
**1-(516) 293-3000**  
**Fax 1-(516) 293-3115**

**Larry Steckler, EHF/CET**  
 President (ext. 201)

**Christina Estrada**  
 Assistant to the President (ext. 209)

**For Advertising ONLY**  
**1-516-293-3000**  
**Fax 1-516-293-3115**

**Larry Steckler**  
 publisher

**Arline Fishman**  
 advertising director (ext. 206)

**Michele Torrillo**  
 advertising assistant (ext. 211)

**Adria Coren**  
 credit manager (ext. 208)

**Subscription/  
 Customer Service/  
 Order Entry**  
 1-800-827-0383  
 7:30 AM - 8:30 PM EST

## ADVERTISING SALES OFFICES EAST/SOUTHEAST

**Stanley Levitan**  
 Eastern Sales  
 1 Overlook Ave.  
 Great Neck, NY 11021-3750  
 1-516-487-9357, 1-516-293-3000  
 Fax 1-516-487-8402

**MIDWEST/Texas/Arkansas/  
 Oklahoma, Colorado, Arizona**

**Ralph Bergen**  
 Midwest Sales  
 One Northfield Plaza, Suite 300  
 Northfield, IL 60093-1214  
 1-708-446-1444  
 Fax 1-708-559-0562

## PACIFIC COAST/Mountain States

**Anita Bartman**  
 Hutch Looney & Assoc., Inc.  
 6310 San Vicente Blvd.  
 Suite 360  
 Los Angeles, CA 90048-5426  
 1-213-931-3444 (ext. 227)  
 Fax 1-213-931-7309



# BASIC STAMP<sup>®</sup> II

## BASIC-programmable computer in a 24-pin DIP

The BASIC Stamp II is a complete BASIC-programmable computer in a 24-pin DIP package. It has 16 I/O lines, which can be used for a variety of digital and analog purposes. The Stamp's BASIC language includes familiar instructions, such as FOR...NEXT, IF...THEN, and GOTO, as well as special instructions for DTMF tone generation, X-10 powerline control, tachometer applications, and serial communications (up to 50k baud!).

The BASIC Stamp Programming Package contains everything you need to program BASIC Stamp modules using your PC. The package includes our editor software, programming cables, manuals, application notes, and free technical support. The package is available for \$99; Stamps must be purchased separately.



### DTMFOUT

Generates DTMF tones with just one I/O pin, two capacitors, and a speaker. Another related instruction, **FREQOUT**, generates one or two tones simultaneously. Each tone is programmable in 1-Hz increments from 0-Hz to 32767-Hz.


*\* Carrier board provides battery clips, prototyping area, reset button, and programming connector.*

*Attention Sacramento-area computer nerds: we're looking for 1 or 2 customer tech helpers. A perfect set of abilities would include digital logic, PIC assembly language, and BASIC. If you're a fellow nerd and you're interested, please call.*



### XOUT

Generates X-10 powerline control signals using two I/O pins and an inexpensive TTL-to-AC interface module (X-10 part #PL513 or #TW523). Signals are received by small modules that control lights and appliances. Receiver modules are available from Parallax, Radio Shack, and other convenient sources.

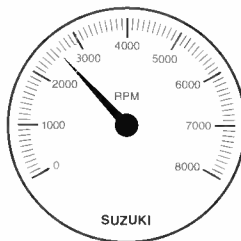
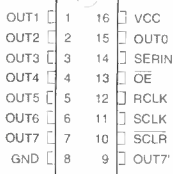


BS2-IC Module  
(FaxBack #6002)

### BASIC Stamp II Module (BS2-IC)

16 general-purpose I/O lines  
2048-byte program space (600 instructions)  
20-MHz clock (50k baud serial, etc.)  
**\$49, \$69 with optional carrier board \***

### 74HC595



### COUNT

Counts cycles on a pin. Makes tachometer applications simple.

### SHIFTOUT

Uses two I/O pins to control common serial-to-parallel shift registers.

### "Robo-Cat"

Guy Gustavson of Maple Grove, Minnesota, turned in a very interesting Stamp application. His cat, Kesha, developed Hepatic Lipodosis, or "fatty liver." The treatment called for tube feeding every three hours. Guy couldn't be home all day, so he combined a BASIC Stamp, electric pump, some switches, and various other parts. Instead of a 100ml feeding every three hours, Kesha received a continuous feeding, which seemed to work even better. Now, Kesha is doing fine. If his experience could be of any help, Guy would like to hear from you. Please send any email to [bigfoot@winternet.com](mailto:bigfoot@winternet.com).



3805 Atherton Road, #102 • Rocklin, CA 95765 • USA • (916) 624-8333 • Fax: 624-8003 • FaxBack: 624-1869 • BBS: 624-7101  
E-mail: [info@parallaxinc.com](mailto:info@parallaxinc.com) • Ftp: <ftp://parallaxinc.com> • World-wide-web: <http://www.parallaxinc.com>

Australia +61 3 720 5344 (PIC tools), +61 6 7 722 777 (Stamps) • Austria +49 241 15 4071 • Belgium +32 41 77 51 51 • Brazil +55 11 453 5588 • Canada (514) 336-9426 • Czech Republic +42 49 5813 252 • France +33 20 52 98 52  
Germany +49 241 15 4071 • Greece +30 1 902 0115 • Hong Kong +852 2720 0255 • Hungary +36 1163 2879 • India +91 422 232 561 • Israel +972 3 498 543 • Japan +81 3 3251 1779 • Netherlands +31 1803 17666 • Poland +48 34 648 882 • South Africa +27 11 907 8475 • South Korea +82 2 849 8567 • Sweden +46 223 228 67 • Switzerland +49 241 15 4071 • Taiwan +886 2 647 1978 • United Kingdom +44 1 977 683 665 • United States (800) 344-4539

Stamp, BASIC Stamp, and the Parallax logo are registered trademarks of Parallax, Inc.  
Prices do not include shipping and applicable sales tax • Features and prices subject to change without notice. • Prices are U.S. prices only; prices in other countries may vary.

0895PE


CIRCLE 156 ON FREE INFORMATION CARD

# YOU **NEVER** KNOW WHEN A FREQUENCY IS GOING TO TRANSMIT.

**Relax.** There's no need to get uptight about missing that important frequency. With Scout Reaction Tune, capturing frequencies is like a day at the beach. Pure bliss! Interface the Scout to the AOR AR8000 and the Scout will not only show you which frequency is being transmitted, but you'll be able to instantly hear the conversation from the AR8000 as well. The Scout can record 400 frequencies into memory, with up to 255 hits per frequency (From 10MHz - 1.4GHz). The Scout distinctively beeps indicating frequency hits, or switch to a pager style vibrator for discreet recording. Built-in rapid charge NiCads provide a full ten hour discharge time.

Portability, functionality and the hand-held size of the

Scout make it great for mobile operations.



*beach.*

Take it anywhere, even for a day at the

## BUT WITH SCOUT REACTION TUNE...™

YOU'RE DEFINITELY GONNA CATCH IT.



Scout shown with AOR AR8000. Scanner not included  
Minor modification to the AR8000 required

Scanners not sold by Optoelectronics

### Specifications

- 16 segment RF signal strength bargraph.
- 10 digit LCD display w/ EL backlighting.
- Reaction Tune™ the AOR AR8000/2700, ICOM R7000 R7100, and R9000 and Realistic Pro 2005/6 w/OS456 Pro 2035 w/OS535 Scanners not sold by Optoelectronics.
- Download frequencies into PC using optional CX12AR.
- Beeper / Vibrator to indicate frequency capture.
- Full on screen function annunciators.
- Memory Tune - Scroll through Scout memory to tune receiver.

Scout.....\$449.00

Computer control For Your AR8000



**GX12AR**

The only universal converter with both CI-V and full duplex modes, a dedicated squelch status input, and dedicated software controlled tape output relay. Use for hassle free computer control of the AOR AR8000, as well as the ICOM R7000, R7100, and the R9000. Downloads Scout data to a PC. Includes all cables, adaptors, and demo software. (Supported by ScanCat, ScanStar and ScannerWare for Windows)

**\$99.**



**OPTOELECTRONICS®**

5821 NE 14th Avenue • Ft. Lauderdale, FL 33334

Visa, MasterCard, C.O.D. ( Cash or Money Order )

Prices and Specifications are subject to change without notice.

**ORDER LINE • 800-327-5912**

**PHONE • (954)771-2050 FAX • (954)771-2052**

CIRCLE 43 ON FREE INFORMATION CARD