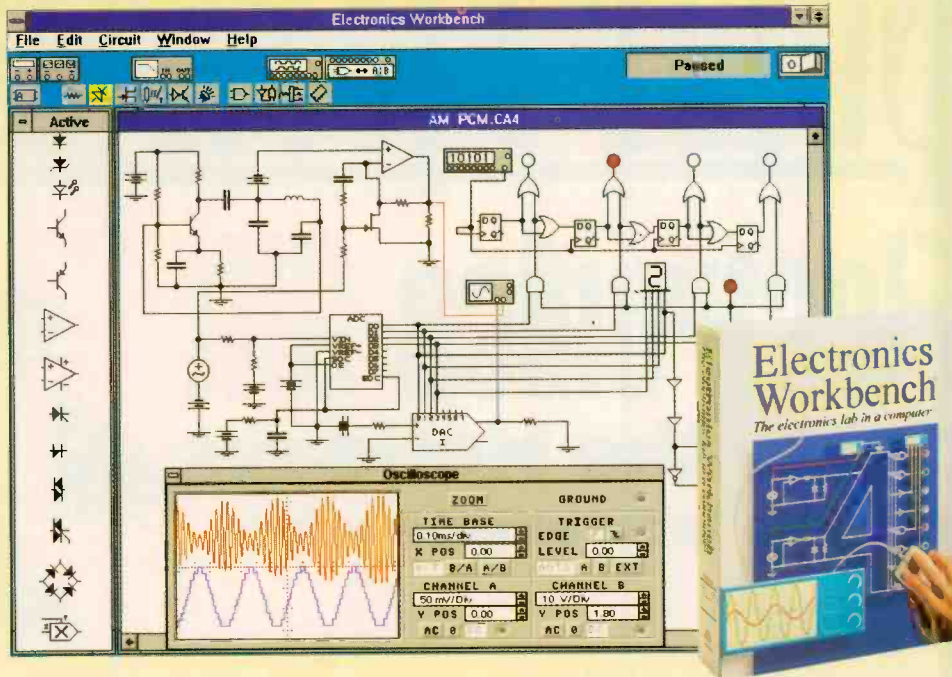


Electronics Workbench



Design and Verify Circuits Faster

Join over 20,000 customers using the affordable mixed-signal simulator

Design faster with Electronics Workbench. Mix the analog and digital components and ICs in any combination. And with a click of the mouse, try 'what if' scenarios and fine tune your designs. The built-in SPICE simulator gives you real-world waveforms.

All without programming or netlist syntax errors.

And in minutes. Not hours or days.

You'll be up and running sooner. And create better designs faster with Electronics Workbench. We guarantee it!

Electronics Workbench: \$299

- Click & drag schematic capture
- Mixed analog/digital SPICE simulator
- Instant Bode plots and scrollable waveforms
- 50 analog components with 350 models
- 140 digital components and ICs in TTL and CMOS
- Windows, DOS and Macintosh versions
- Free unlimited technical support
- 30-day money-back guarantee

Engineer's Pack: \$599

- Electronics Workbench
- 2,450 models
- Import/Export SPICE netlists
- Export to PCB packages

To discover more about *the* affordable mixed-signal simulator, call us today at:

800-263-5552

Fax: 416-977-1818

Internet: <http://www.interactiv.com>

INTERACTIVE IMAGE TECHNOLOGIES LTD.

908 Niagara Falls Blvd. #068, North Tonawanda, NY 14120-2060

Telephone: 416-977-5550

BBS: 416-977-3540

CompuServe: 71333,3435

E-mail: ewb@interactiv.com

Australia: 2519-3933 • Brazil: 11-493-5988 • Cyprus: 262-1068 • Czech Republic: 19-224-908 • Denmark: 33-250-109 • Finland: 0-297-5033 • France: 14-908-9000 • Germany: 711-62-7740 • Greece: 1-524-9981 • Hungary: 1-215-0082 • India: 11-544-1343
Indonesia: 21-470-0815 • Israel: 3-647-5613 • Italy: 11-437-5549 • Japan: 3-382-3136 • Malaysia: 3-774-2189 • Mexico: 5-993-5260 • Netherlands: 18-031-7666 • New Zealand: 9-267-1756 • Norway: 22-1670-45 • Philippines: 973-270-118 • Portugal: 1-81-46609
Singapore: 777-2303 • Slovenia: 61-317-830 • South Africa: 331-648-909 • South Korea: 2-222-3431 • Spain: 1-383-8335 • Sri Lanka: 1-86-5970 • Sweden: 87-40-5500 • Taiwan: 886-2-366-0080 • Thailand: 662-398-6952 • UAE: 4-493-905 • UK: 203-23-2326



COVER STORY

9 Popular Electronics Holiday-Gift Buying Guide

Find the right electronics gift, at the right price, for anyone on your shopping list

CONSTRUCTION

39 Build an Electronic Xmas Tree

Brighten up your home or office this holiday season—*Gary Clifton*

64 Expanded Resistance Ranges for your DMM

Two projects to let you measure very high or very low resistances on any digital multimeter—*Bill Stiles*

67 Build the Magic Eye

It's an interesting conversation piece, or use it to help tune any radio—*Larry Lisle*

FEATURES

41 All About MMIC Amplifiers

Learn about those versatile, new devices, and how easy it can be to use them in your own projects—*Joseph J. Carr*

46 The Search for Extraterrestrial Intelligence

How scientists are attempting to answer the question: Are we alone?—*Karl T. Thurber*

55 Analyzing AC Circuits

Some techniques to make a tough job easier—*James E. Tarchinski*



Page 9



Page 39



Page 46

POPULAR ELECTRONICS (ISSN 1042-170-X) Published monthly by Gernsback Publications, Inc. 500 Bi-County Boulevard, Farmingdale, NY 11735-3931. Second-Class postage paid at Farmingdale, NY and at additional mailing offices. One-year, twelve issues, subscription rate U.S. and possessions \$21.95, Canada \$28.84 (includes G.S.T. Canadian Goods and Services Tax Registration No. R125166280), all other countries \$29.45. Subscription orders payable in U.S. funds only. International Postal Money Order or check drawn on a U.S. bank. U.S. single copy price \$3.50. Copyright 1995 by Gernsback Publications, Inc. All rights reserved. Hands-on Electronics and Gizmo trademarks are registered in U.S. and Canada by Gernsback Publications, Inc. Popular Electronics trademark is registered in U.S. and Canada by Electronics Technology Today, Inc. and is licensed to Gernsback Publications, Inc. Printed in U.S.A.

Postmaster: Please send address changes to Popular Electronics, Subscription Dept., P.O. Box 338, Mount Morris, IL 61054-9932

A stamped self-addressed envelope must accompany all submitted manuscripts and/or artwork or photographs if their return is desired should they be rejected. We disclaim any responsibility for the loss or damage of manuscripts and/or artwork or photographs while in our possession or otherwise.

As a service to readers, Popular Electronics publishes available plans or information relating to newsworthy products, techniques, and scientific and technological developments. Because of possible variances in the quality and condition of materials and workmanship used by readers, Popular Electronics disclaims any responsibility for the safe and proper functioning of reader-built projects based upon or from plans or information published in this magazine.

PRODUCT REVIEWS

9 Gizmo

Popular Electronics' annual holiday-gift buying guide

30 Hands-On-Report

VersaTimer Programmable Power Scheduler

32 Product Test Report

Samsung VR8905 hi-fi VCR with StarSight

COLUMNS

23 Multimedia Watch

A new multimedia keyboard—*Marc Spiwak*

28 Net Watch

Music online—*Dan Karagiannis*

69 Antique Radio

From the mailbag—*Marc Ellis*

72 Computer Bits

Going online—*Jeff Holtzman*

74 Think Tank

Radiating circuits—*John Yacono*

77 Circuit Circus

Some one-transistor circuits—*Charles D. Rakes*

80 DX Listening

The voice of terror—*Don Jensen*

82 Ham Radio

A great straight key—*Joseph J. Carr*

84 Scanner Scene

A holiday-gift idea—*Marc Saxon*

DEPARTMENTS

3 Editorial

4 Letters

6 New Products

86 Electronics Library

95 Popular Electronics Market Center

133 Advertiser's Index

135 Free Information Card

Larry Steckler, EHF, CET,
editor-in-chief and publisher

EDITORIAL DEPARTMENT

Carl Larson, editor

Dan Karagiannis, associate editor

Teri Scaduto, assistant editor

Evelyn Rose, editorial assistant

Marc Spiwak, editorial associate

Stephen A. Booth,
contributing editor

Joseph J. Carr, K4IPV,
contributing editor

Marc Ellis, contributing editor

Jeffrey K. Holtzman,
contributing editor

Don Jensen, contributing editor

Charles D. Rakes,
contributing editor

Marc Saxon, contributing editor

John Yacono, contributing editor

PRODUCTION DEPARTMENT

Ruby M. Yee, production director

Karen S. Brown,
production manager

Kathy Campbell,
production assistant

ART DEPARTMENT

Andre Duzant, art director

Russell C. Truelson, illustrator

Jacqueline P. Cheeseboro,
circulation director

Michele Torriolo,
POPULAR ELECTRONICS bookstore

BUSINESS AND EDITORIAL
OFFICES

Gernback Publications, Inc.
500 Bi-County Blvd.
Farmingdale, NY 11735-3931
T: 516-293-3000
FAX: 1-516-293-3115
President: **Larry Steckler**

SUBSCRIPTION
CUSTOMER SERVICE/
ORDER ENTRY

1-800-827-0383
7:30 AM - 8:30 PM EST

Advertising Sales Offices
listed on page 133

Composition by Mates Graphics

Cover by Loewy Design
Cover Illustration by Robert Raper



Since some of the equipment and circuitry described in POPULAR ELECTRONICS may relate to or be covered by U.S. patents, POPULAR ELECTRONICS disclaims any liability for the infringement of such patents by the making, using, or selling of such equipment or circuitry, and suggests that anyone interested in such projects consult a patent attorney.

EDITORIAL

ARE WE ALONE?

Ever since humans first learned about the true nature of the stars, we've gazed upon the nighttime skies and wondered if we were unique in the universe. Could it be that we are all alone, or are there beings circling one of those stars, staring back up at their sky, and asking the same questions?

Well, speculation is one thing, but scientific proof is another. While statistical studies indicate a high likelihood that intelligent life has evolved elsewhere, there has not yet been any solid, incontrovertible proof that such life exists. That's one of the reasons why NASA abandoned its work in this area, at congressional direction, in 1993.

Even so, it is possible that such proof will be found within our lifetimes. That's because the work NASA began is being continued by non-profit, non-government organizations. The projects backed by those organizations, which are either underway or about to begin, will have access to sophisticated new search tools and will use new search techniques.

If all of that excites you, then you must read "The Search for Extraterrestrial Intelligence" in this issue. That article documents the history of the search for extraterrestrial intelligence (or SETI), describes some earlier searches and the reasons why they might have failed, and looks at today's projects and the organizations that are running them.

What's more, if you want to do more than just read about SETI, and you are a radio experimenter or a ham-radio operator, the article details ways that you can get involved in the search. The journey begins on page 46.



Carl Laron
Editor

EARN YOUR B.S. DEGREE IN COMPUTERS OR ELECTRONICS



By Studying at Home

Grantham College of Engineering, now in our 45th year, is highly experienced in "distance education"—teaching by correspondence—through printed materials, computer materials, fax, modem, and phone.

No commuting to class. Study at your own pace, while continuing on your present job. Learn from easy-to-understand but complete and thorough lesson materials, with additional help from our instructors.

Grantham offers three separate distance-education programs, leading to the following accredited degrees;

- (1) The B.S.E.T. with Major Emphasis in Electronics.
- (2) The B.S.E.T. with Major Emphasis in Computers.
- (3) The B.S.C.S. — the Bachelor of Science in Computer Science.

An important part of being prepared to *move up* is holding the right college degree, and the absolutely necessary part is knowing your field. Grantham can help you both ways—to learn more and to earn your degree in the process.

Write or phone for our free catalog. Toll free, 1-800-955-2527, or see mailing address below.

Accredited by
the Accrediting Commission of the
Distance Education and
Training Council

GRANTHAM
College of Engineering
Grantham College Road
Slidell, LA 70460

LETTERS

Speaking of Speakers

THREE-WAY THIRD-ORDER CROSSOVERS

I'd like to make a few points and corrections regarding William R. Hoffman's article, "Designing Loudspeaker Crossovers" (**Popular Electronics**, July 1995). Formulas for calculating circuit components for three-way third-order crossovers are usually given for a certain bandwidth. By deviating too much from the given bandwidth, serious interference problems arise in the combined response.

By slightly modifying Mr. Hoffman's formulas in his XDES3.BAS program to the ones shown in Table 1, I obtained a much more linear three-way, third-order crossover model (i.e., flatter combined response curve). The FX and FM

TABLE 1

$C1 = (.11 / (Z4 * X2)) * 10^6$
 $C2 = (.29 / (Z4 * X2)) * 10^6$
 $C3 = (.083 / (Z3 * FM)) * 10^6$
 $C4 = (.33 / (Z2 * FX)) * 10^6$
 $C5 = (.99 / (Z2 * FX)) * 10^6$
 $C6 = (.21 / (Z1 * (X1 - 17))) * 10^6$
 $L1 = ((.12 * Z4) / X2) * 10^3$
 $L2 = ((.062 * Z3) / FM) * 10^3$
 $L3 = ((.027 * Z3) / FM) * 10^3$
 $L4 = (.36 * Z2) / FX * 10^3$
 $L5 = ((.22 * Z1) / (X1 - 17)) * 10^3$
 $L6 = ((.086 * Z1) / (X1 - 17)) * 10^3$
 where $FX = (X1 * X2)^.51$ and $FM = (X1 * X2)^.5$

terms have been added to set the size of the bandwidth on the mid driver's bandpass filter and to align the crossover point to -5.5 dB at the lower crossover frequency. The (X1-17) term is introduced to align the crossover point on the low-pass filter to -5.5 dB at the lower crossover frequency. The adjusted formulas are for a given bandwidth on the bandpass filter; ideally, you want $X2/X1 = 8$. For example, if you want your lower crossover point at 350 Hz, the upper crossover frequency should be $X2 = X1 * 8$ or 8×350 , which equals 2800 Hz. For different bandwidths, the for-

mulas need to be slightly changed.

In order for your crossover to yield the desired acoustic response, several conditions must be met. First, the driver's impedance is corrected with a Zobel circuit to a nearly constant magnitude and zero phase. Second, the driver's response should be nearly flat for a minimum of 1.5 octaves from the crossover frequencies, down for highpass and up for lowpass. Finally, you want your drivers radiating from the same plane.

One final note: Those conditions in no way guarantee a flat acoustic response, but provide a good starting point to arrive at an acceptable acoustic response. The final test is how the speakers sound!

For information on BASIC programs for plotting crossover response, call 410-646-5830 and leave a mailing address with your request.

Timothy P. Bresnan
Baltimore, MD

SPEAKER CORRECTIONS

It has come to my attention that there were some errors in the programs listed. Here are the corrections:

LISTING 1:
Lines 541-543 should end with "μF" instead of "mH."

LISTING 2:
In line 49, substitute X1 for X2. The line following number 160 is, of course, line 165.

LISTING 3:
In line 125, "C1" should be replaced with "C."

—William R. Hoffman

A HAPPY MUSICIAN

Just a note to let you know how much I liked the "Guitar Pre-amp/Distortion Box" project by Ken Wilmott (**Popular Electronics**, August 1995). His designs sounds really good compared to a lot of commercially

available distortion boxes that I've purchased. And it cost almost nothing to build!

I'm kind of new at building electronic projects, but after I finally got it put together I was very pleased with the sound of it. Now a couple of my fellow guitar players want me to make one for each of them, too.

Thanks a lot!

T.M.
Omaha, NE

HE'S GOT THE POINT

It has been more than two years (April 1993) since you published my letter ("Plus Side of Surplus"). I am pleased to report that the response has been excellent. I encourage anyone needing help or advice on any electronic subject to write to **Popular Electronics**.

I was surprised at how many people still have a warm spot in their hearts for the surplus gear on which many of us cut our teeth. At the time I wrote my letter, I had two half-working receivers and no parts. Thanks to readers' responses, I now have over 15 receivers, all restored to near-perfect condition, plus a good supply of technical data and spare parts.

I know that there will be some who wonder why anyone would waste time with such antiquated stuff—junk, by today's standards—but they miss the point. There are many avenues that one can take in the pursuit and enjoyment of our hobby. Mine has been the little ARC-5 receiver. I have spent numerous hours with the headphones on, enjoying the fruits of many a successful restoration. Plus I have made new friends—and that is the point!

J.B.
Breaux Bridge, LA

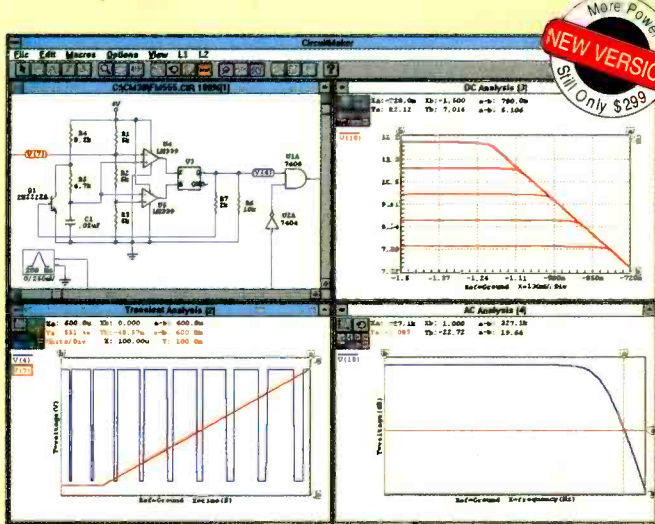
I am glad that you got the help you needed. If anyone else out there would like a hand from your fellow readers, you can write to: Letters, Popular Electronics, 500 Bi-County Blvd., Farmingdale, NY 11735.

CircuitMaker[®]

The Complete, Low Cost, Circuit Design System

Professional Schematic Layout

CircuitMaker's schematic capabilities are unmatched and include many advanced editing features not found in similar programs. These powerful features minimize the time and task associated with drawing a schematic and insure a professional looking final product. Printout and export options are numerous and results are of the highest quality. But that's what people have come to expect from CircuitMaker.



Analog, Digital and Mixed-Mode Simulation

CircuitMaker's SPICE3 based analog simulation is fast and accurate. SPICE sub circuits for all base level digital devices provides advanced mixed-mode simulation capability. Digital simulation is live and highly interactive. This powerful simulation trio is tightly integrated into one package and will confirm your circuit designs with accuracy and ease.

Comprehensive Device Library

Version 3 features a state-of-the-art device browser which greatly simplifies the task of organizing and selecting devices. With its newly expanded device library, CircuitMaker now ships with more devices (at no additional cost) than any competing product. If you need a device that isn't provided, CircuitMaker provides industry standard SPICE import and a powerful Macro capability to enable you to create new devices. CircuitMaker provides you with the tools to get the job done right.

Professional Schematic Capture
Digital, Analog, and Mixed-Mode Simulation
1000+ Devices/Models
SPICE Export/Import
PCB Export
Retail Price

	YES	YES	YES	YES	YES	YES	Retail Price
CircuitMaker	YES	YES	YES	YES	YES	YES	\$299
Electronics Workbench version 4	YES	NO	YES	NO	NO	NO	\$299
Electronics Workbench Engineer's Pack	YES	NO	YES	YES	YES	YES	\$599

"CircuitMaker Shorts The Competition Out, With An Unbeatable Bottom-line"

Total Customer Satisfaction

At MicroCode Engineering we are committed to total customer satisfaction. When you purchase CircuitMaker you have the confidence of knowing that a trained staff of professionals is available to serve you after the sale. Our free unlimited customer service is second to none! Whether you have general or technical questions they will be answered promptly by a knowledgeable representative.

FREE Functional Demo


A free functional demo is available on the Internet (<http://www.microcode.com>), on CompuServe (GO MICROCODE) and on America Online (keyword search; CircuitMaker). A demo can be purchased directly from MicroCode Eng. for \$10.

Printed Circuit Board Netlist Output

The PCB output capability helps you complete your design cycle, by generating a netlist that can be imported into any compatible PCB program. This is not a costly "add-on" product. It comes standard with every copy of CircuitMaker.

PCB Program

MicroCode Engineering also offers a CircuitMaker compatible, professional level, PCB layout and autorouting program for just \$299. Used in conjunction with CircuitMaker, Autotrax completes a powerful end-to-end circuit design system. Call for details.



MicroCode Engineering
573 W. 1830 N. Suite 4
Orem, UT 84057 USA
Phone (801) 226-4470
FAX (801) 226-6532

To order or request additional information call 800-419-4242

Competitive upgrades are available for \$149. Call for details. CircuitMaker is a registered trademark of MicroCode Engineering. All other trademarks are the property of their owners.



CIRCLE 175 ON FREE INFORMATION CARD

NEW PRODUCTS

Busy-Signal Buster



Specifically designed to redial telephone numbers that seem to be constantly busy, the *PowerDialer* from *Technology Arts* can repeatedly dial as quickly as the telephone company can process the calls—as fast as 25 times per minute. When busy signals or “all circuits are busy” recordings are encountered, the *PowerDialer* immediately hangs up and tries again. When the call finally goes through, an alarm sounds to let the caller know.

The device can be used to call to order tickets for popular concerts or sporting events, to enter radio contests, to make golf tee-off or tennis court reservations, or to get through to technical support lines and computer online services and bulletin boards. The *PowerDialer* can be set to periodically retry unanswered phone numbers. It also features the ability to store numbers in memory, advanced tone detection, and a built-in speaker for hands-free monitoring.

The *PowerDialer* is much faster than the automatic redial service offered by many phone companies. Those services are as slow as one call every five minutes; the *PowerDialer* can dial a busy number 125 times in five minutes.

The *PowerDialer* telephone dialer costs \$249. For more

information, contact *Technology Arts, Inc.*, 150 Bear Hill Road, Waltham, MA 02154; Tel. 800-600-1778; Fax: 617-736-1499.

CIRCLE 99 ON FREE INFORMATION CARD

PLAYSTATION JOYSTICK

According to *STD Entertainment*, the *PS Arcade* joystick for the Sony Playstation brings the arcade experience right into your home. It features eight full-size fire buttons, four speeds of semi- and hands-free auto-fire, three speeds of slow motion, LED indicators, and an extra-long cord. To stand up to rigorous use, the base and joystick shaft are made of metal.




The *PS Arcade* Playstation joystick has a suggested retail price of about \$59.95. For additional information, contact *STD Entertainment (USA), Inc.*, 110 Lakefront Drive, Hunt Valley, MD 21030.

CIRCLE 100 ON FREE INFORMATION CARD

DATA-ACQUISITION MODULES

B&B Electronics' line of serial data-acquisition modules comes in the user's choice of a 10- or 12-bit A/D converter, each offering 11 channels of 0-5-VDC input. In addition, three digital inputs with a range of -30 to +30 VDC and three digital outputs with a range of 0 to 5 VDC are provided. The I/O lines are available through a female DB-25 connector. Both RS-232 modules can be port-powered. RS-485 modules are also of-



fered in 10- and 12-bit A/D formats. Each of the RS-232 and RS-485 modules can be operated using just three commands, and each has automatic baud-rate detection from 1200 to 9600 baud. Each module also includes demonstration programs in Quick Basic and a data-logging utility that allows the user to import data into other programs.

The 232SDA10 and 232SDA12 RS-232 10- and 12-bit A/D converters cost \$49.95 and \$59.95, respectively. The 485SDA10 and 485SDA12 RS-485 10- and 12-bit A/D converters cost \$54.95 and \$64.95, respectively. For further information, contact B&B Electronics Manufacturing Company, 707 Dayton Road, P.O. Box 1040, Ottawa, IL 61350; Tel. 815-434-0846; 24-Hour Fax: 815-434-7094; 24-Hour BBS: 815-434-2927; E-mail: techsupt@bb-elec.com.

CIRCLE 101 ON FREE INFORMATION CARD

VIBRATING CELL-PHONE BATTERY

ORA Electronics' VibraRing rechargeable battery for portable cellular phones allows users to receive phone calls silently when they're in a meeting, at the theater, in a restaurant, at church, or in any other place where ringing would be intrusive. Instead of the phone ringing when a call comes in, *VibraRing* will vibrate, just like a pager, silently alerting the user to an incoming call. Only the user is aware of the call.

VibraRing features a powerful, built-in vibrating motor. The NiCd rechargeable battery con-

(Continued on page 88)

What's better than speed reading? *Speed Learning.*

Speed Learning has replaced speed reading. It's a whole new way to read and learn. It's easy to learn...lasts a lifetime... applies to everything you read. It may be the most productive course you've ever taken.

Do you have too much to read and too little time to read it? Do you mentally pronounce each word as you read? Do you frequently have to go back and reread words, or whole paragraphs, you just finished reading? Do you have trouble concentrating? Do you quickly forget most of what you read?

If you answer "Yes" to any of these questions — then here at last is the practical help you've been waiting for. Whether you read for business or pleasure, school or college, you will build exceptional skills from this major breakthrough in effective reading, created by Dr. Russell Stauffer at the University of Delaware.

Not just "speed reading" — but speed reading — thinking — understanding — remembering — and — learning

The new *Speed Learning Program* shows you, step-by-proven step, how to increase your reading skill and speed, so you understand more, remember more and use more of everything you read. The typical remark from over one million people taking the Speed Learning program is, "Why didn't someone teach me this a long time ago." They were no longer held back by their lack of skills and poor reading habits. They could read almost as fast as they could think.

What makes Speed Learning so successful?

The new *Speed Learning Program* does not offer you a rehash of the usual eye-exercises, timing devices, and costly gadgets you've probably heard about in connection with speed reading courses, or even tried and found ineffective.

In just a few spare minutes a day of easy reading and exciting listening, you discover an entirely new way to read and think — a radical departure from anything you have ever seen or heard about. Speed Learning is the largest selling self-study reading program in the world. Successful with Fortune 500 corporations, colleges, government agencies and accredited by 18 professional societies. Research shows that reading is 95% *thinking* and only 5% eye movement. Yet most of today's speed reading programs spend their time teaching you rapid eye movement (5% of the problem), and ignore the most important part, (95%) *thinking*. In brief, *Speed Learning gives you what speed reading can't*.

Imagine the new freedom you'll have when you learn how to dash through all types of reading material at least twice as fast as you do now, and with greater comprehension. Think of being able to get on top of the avalanche of newspapers, magazines and correspondence you have to read...finishing a stimulating book and retaining facts and details



FOR FASTER SHIPMENT CALL 1-800-729-7323 OR FAX 1-609-273-7766

more clearly, and with greater accuracy, than ever before.

Listen — and learn — at your own pace

This is a practical, easy-to-learn program that will work for you — no matter how slow a reader you think you are now. The *Speed Learning Program* is scientifically planned to get you started quickly...to help you in spare minutes a day. It brings you a "teacher-on-cassettes" who guides you, instructs, and encourages, explaining material as you read. Interesting items taken from *Time Magazine*, *Business Week*, *Wall Street Journal*, *Money*, *Reader's Digest*, *N.Y. Times* and many others, make the program stimulating, easy and fun...and so much more effective.

Executives, students, professional people, men and women in all walks of life from 15 to 70 have benefitted from this program. Speed Learning is a fully accredited course...costing only 1/4 the price of less effective speed reading classroom courses. Now you can examine the same easy, practical and proven methods at home...in your spare time...without risking a penny.

Examine Speed Learning RISK FREE for 15 days

You will be thrilled at how quickly this program will begin to develop new thinking and reading skills. After listening to just one cassette and reading the preface, you will quickly see how you can achieve increases in both the speed at which you read, and in the amount you understand and remember.

You must be delighted with what you see, or you pay nothing. Examine this remark-

able program for 15 days. If, at the end of that time you are not convinced that you would like to master Speed Learning, simply return the program for a prompt refund. (See the coupon for low price and convenient credit terms.)

RISK-FREE ORDER FORM

YES! I want to try Speed Learning for 15 days without risk. Enclosed is the first of 4 monthly payments of \$32.25*. If I'm not completely satisfied, I may return it for a prompt refund.

SAVE 8.00! I prefer to pay the \$129.00 now, and save the \$8.00 shipping & handling charge. I may still return the program for a full refund.

Method of payment: (Federal Tax Deductible)

Check or money order payable to Learn Incorporated

Charge to: Visa MC Am Ex Discover

Card # _____ Exp. _____

Signature _____

Phone (_____) _____

Name _____

Address _____

City _____ State _____ Zip _____

*Plus \$8.00 shipping and handling. U.S. funds only. For New Jersey residents, sales tax will be added.

Learn
INCORPORATED

Dept LPE01, 113 Gaither Drive,
Mt. Laurel, NJ 08054-9987

Wireless pet-containment breakthrough!

Computerized collar creates world's first sonic-controlled dog?

Small U.S. company develops technology that uses sonic waves and a microprocessor on your dog's collar to replace expensive fencing, cruel chains and leashes...keeping your dog safe and free!

by Charles Anton

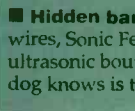


One of the hottest ideas in recent years has been electronic pet containment. Unfortunately, these systems require wires that have to be buried in your yard to create a boundary and communicate with the dog's collar. Although effective for some, they can cause an installation nightmare!

Elexis Corporation, one of the major players in the industry, asked its team of engineers, "How can we eliminate the wires?"

A smart collar. This simple question led to the development of a "smart collar." The computerized collar actually senses your dog nearing the sonic boundary by monitoring the strength and modulation of an ultrasonic signal emitted by the Sonic Fence emitters. Many months and thousands of dollars later, the world's first totally wireless pet containment system was born!

Unlimited range. Sonic Fence is the latest in pet containment technology—a true breakthrough for pet owners. Sonic Fence creates a barrier that gives your dog freedom to roam within your yard and keeps him safe at the same time.



■ **Hidden barrier.** Without fences or wires, Sonic Fence creates a hidden ultrasonic boundary that only your dog knows is there.

Wireless pet containment system breakthroughs...

■ **Affordable.** Costs much less than installing an unsightly chain-link fence.

■ **Easy installation.** No more digging up your yard to bury wires. Just place the emitters six inches into the ground.

■ **Totally portable.** Take it with you! It's perfect for picnic areas or campsites.

■ **Security.** Sonic Fence keeps your dog within your yard...safe and out of trouble.

the boundaries with the sonic emitters. Sonic Fence creates a boundary 20 feet thick



Computerized collar interacts with the sonic emitters in your yard.

As the signal intensifies, the collar will beep your dog.

If you dog enters, the boundary area, the collar will administer a correction.

The system resets when your dog returns to the safe zone.

The system is simple: it consists of a computerized collar and sonic emitters. A sonic emitter sends a signal of up to 75 feet. The containment area is expandable to an unlimited range. The computerized collar interacts with

the sonic signal of the emitter, sensing when your dog nears the boundary. The strength of the signal is evaluated as your dog nears the perimeter that you have defined. He will first receive an audible beep. If he continues, a mild correction will be administered.

The humane solution. Sonic Fence will work with virtually any size or breed of dog. The correction is similar to a static electricity charge, and it won't harm your pet in any way.

Patented design. The Sonic Fence system operates with a computerized collar and sonic emitters, so you get the advantages of pet containment without digging up your yard to bury wires. Installation is complete within minutes by simply defining

and 10 feet high to create the only safe zone in your yard for your pet.



The humane alternative to fencing.

Sonic Fence is totally portable—no more leaving your dog at home while you're on vacation or chaining him up at a campsite. Now he can freely interact with your family within the temporary barrier you establish.

Easy training. By spending as little as 15 minutes a day working with your dog, your pet could be fully trained in about three weeks. Plus, you can train as many dogs as you like on the same system—as long as they're each wearing a computerized collar.

Risk-free. Sonic Fence is made in the USA and is backed by our exclusive risk-free home trial. Try it, and if you're not satisfied, return it within 90 days for a full "No Questions Asked" refund. It's also backed by a one-year manufacturer's warranty. Most orders are processed within 72 hours and shipped UPS.



Not available in stores!

For a limited time, Sonic Fence is available at the factory-direct price of just \$199! The system includes: one sonic emitter, one computerized collar, 24 training flags, batteries for the emitter and collar, an installation planning diagram and an instructional video.

Free emitter! To help you create your perfect customized yard, we will give you a free emitter for every two emitters you purchase!

Sonic Fence.....	\$199	\$16 S&H
Extra computerized collar.....	\$119	\$9 S&H
Extra emitter* (and training flags)...	\$89	\$8 S&H
* Buy two additional emitters, get a third emitter free!		

Please mention promotional code 624-PL-6639. For fastest service, call toll-free 24 hours a day

800-992-2966



To order by mail, send check or money order for the total amount including S&H (VA residents add 4.5% sales tax). Or just charge it to your credit card, enclosing your account number and exp. date.

CONSUMER INDUSTRIES

2820 Waterford Lake Drive, Suite 106
Midlothian, Virginia 23113

TOTAL FLEXIBILITY

Design the perfect layout for your yard and your pet with Sonic Fence. The four-post layouts are perfect for typical back yards. And the two-post and one-post layouts are ideal for city lots or lots with partial fencing. Each emitter protects 75 feet of perimeter. Add as many emitters as you like for unlimited coverage! Each X represents one emitter.

Each Sonic Fence emitter broadcasts an ultrasonic signal. The Sonic Fence computerized collar constantly checks for the perimeter signal acting like a security system to keep your pet within the protected area.



GIZMO®

GIZMO'S HOLIDAY GIFT GUIDE

A tie for Dad? A robe for Mom? A new CD for each of the kids? *Fruitcake*?

Are your holiday gift ideas a bit, well, boring? Scarves and gloves, sweaters and shirts, pajamas and slippers might all be functional, but they're not likely to add much cheer to your holiday.

Perhaps your family tends to give more exotic presents—a hydraulic wine-opener for Dad, sea-shell jewelry for Mom, a glow-in-the-dark ant farm for the kids. Definitely not boring, but they're all likely to end up in the closet or basement, nonetheless, adding to the clutter that fills your home.

We'd like to offer a different approach to gift-giving. Instead of buying a bunch of individual goodies that are destined to be forgotten by spring, why not splurge on one big-ticket item that the whole family can enjoy for years to come?

The consumer-electronics industry offers a huge selection of products that could make a difference in the time your family spends together. Many of them fall under the general heading of home theater—a projection TV, a surround-sound speaker system, or an A/V receiver, for instance. But also consider a new camcorder for recording family holidays and special events; a new VCR for watching those recordings as well as movies; a multimedia personal computer for work, learning, and game-playing; or a satellite-TV system to expand your viewing options.

The following pages are filled with gift suggestions. Some are quite practical: For instance, a multimedia PC with a built-in stereo TV and FM radio, and a remote control, would get very little down time at our house. Others are audiophile or videophile flights of fancy that stretch the imagination—and the bank book.

There needn't be just one box under the Christmas tree. If you decide on a new PC, you could also give indi-

vidual gifts of software or CD-ROMs. A new VCR could be accompanied by movies to reflect each person's tastes. And don't forget accessories! We haven't—we've included some inexpensive electronic "stocking stuffers" to round out your holiday gift giving.

Just read on page to start your shopping. And happy holidays to all of you from all of us here at Gizmo!

THE SKY'S THE LIMIT

RCA's Digital Satellite System (DSS) made quite a splash in 1995. The 18-inch satellite-dish system, offering more than 175 channels from DirecTV and USSB, provides a welcome alternative to cable TV. If your family hasn't already jumped aboard the DSS bandwagon, you have quite a few DSS systems to choose from this holiday season, including three new ones from *Sony*. Sony's DSS lineup includes the basic model *SAS-BS1* with a single-output LNB antenna; the step-up *SAS-BD1*, whose dual-output LNB allows the use of two or more IRDs throughout the house; and the advanced *SAS-AD1* (shown here), which adds another audio output, a 9-pin low-speed dataport, a joystick-style universal remote commander, IR/RF capability, and a multiple-event program timer. Sony's DSS models feature

the Express Navigator on-screen menu system to guide viewers comfortably and intuitively through the extensive program choices. Menus can be tailored to match your family's viewing preferences. An optional multi-room distribution unit allows one antenna to feed several TVs throughout the house. Prices: *SAS-BS1*, \$749; *SAS-BD1*, \$849; *SAS-AD1*, \$949.

CIRCLE 60 ON FREE INFORMATION CARD



Sony's SAS-AD1 DSS receiver

BIGGER IS BETTER...

... when it comes to TVs. And you won't find one much bigger than the *ProScan PS80690* from *Thomson Consumer Electronics*. The rear-projection set has an 80-inch diagonal screen. It has more than sheer size going for it. An advanced 9-inch optics system (as opposed to the standard 7-inch system) boosts overall light output by more than 50%. Thomson's "RawPower" video amplifier generates 68 watts of "picture power." The set also features a 55-watt Dolby Pro Logic surround system with built-in center-channel speakers and subwoofer. Dual tuners allow you to view split-screen action, picture-in-picture (PIP), 12 channels simultaneously in Channel Guide mode, and picture-outside picture, which delivers three "virtual motion" channels on one side of the screen while the main program is viewed in a larger window—all without the addition of a second video source. On the set's 80-inch screen the color PIP inset picture is the same size as a 35-inch screen! Price: \$8499.

CIRCLE 61 ON FREE INFORMATION CARD

LARGE-SCREEN VIDEOVIEWER

TVCRs are getting bigger, too—big enough to move out of the kitchen or dorm and into the family room. *Quasar's Video-Viewer* line now includes a 27-inch, four-head, stereo model, the *VV2705*. It features VCR Plus+ for easy recording, a Super-Black picture tube for improved contrast, an English/Spanish on-screen display, and Auto Clock Setting with automatic Day-

light Savings Time adjustment. The TVCR can decode the Extended Data service signal transmitted over the Public Broadcasting System, so it will always hold and display the correct local time. The *VV2705* is equipped with MTS Hi-Fi stereo and Second Audio Program (SAP) capability. Price: \$749.95.

CIRCLE 62 ON FREE INFORMATION CARD

WIDE RECEIVER

You'll almost feel like you're in a movie theater when you watch a film on a widescreen TV, such as *Proton's WT-3650* 34-inch direct-view stereo monitor/receiver. The dual-tuner set offers 600 lines of horizontal resolution in your choice of four different formats. "Standard" is the traditional 4:3 aspect ratio; "full" enlarges the central image of a standard program to fill the wide screen; "16:9" frames letterboxed source material; and "zoom" allows central and vertical adjustment of letterboxed images. The dual tuner lets you watch two programs at once, and the picture-in-picture mode offers a range of special effects including strobe, still, swap, and position. Price: N/A.

CIRCLE 63 ON FREE INFORMATION CARD

Thomson's ProScan PS80690



Fisher's PC5531 television

PROJECT A POSITIVE IMAGE


Of course, the biggest video images come from projectors such as *Sharp's XV-P15U*. The lightweight, compact, portable projector uses Sharp's single-panel LCD technology and a newly developed optical system to deliver an image that's almost four times brighter than previous single-panel models, and with improved center-to-corner uniformity. The short-focus lens allows crystal-clear images up to 100-inches (diagonal) even when viewing at close range in a small room. Measuring slightly more than 13 × 13 inches and weighing just 13.6 pounds, the *XV-P15U* can be ceiling mounted, set on a table, or even moved from room to room. A speaker is built in for portable use, and multiple video inputs are provided. The wireless remote control is backlit for use in darkened home theaters. Price: \$2500.

CIRCLE 64 ON FREE INFORMATION CARD

PARENT POWER

Fisher's PC5531 television might not be at the top of your kids' holiday wish list, but if you have young children and you're thinking of buying a new family television, this could be the one for you. The 31-inch set features a Parental Control function that allows parents to select up to three channels to block out for a total of up to nine hours. The kids probably won't miss those channels as they enjoy the *PC5531's* 600 lines of horizontal resolution, MTS/dbx

Gizmo is published by Gernsback Publications, Inc., 500-B Bi-County Blvd., Farmingdale, NY 11735. Senior Writers: Chris F. O'Brian and Teri Scaduto. Copyright 1995 by Gernsback Publications, Inc. Gizmo is a registered trademark. All rights reserved.



Proton's WT-3650 34-inch direct-view TV

stereo and SAP reception, picture-in-picture, surround-sound circuitry, front-firing speakers in a double-baffle cabinet, on-screen picture control, and pre-programmed universal remote control. Price: \$949.95.

CIRCLE 65 ON FREE INFORMATION CARD

SMALL BUT SWEET

The LCD-410 personal color television from Marantz is proof that good things can come in small packages. Weighing in at a feather-weight 13 ounces, the portable LCD TV features a four-inch, backlit, Thin Film Transistor (TFT) active-matrix color screen—the same type used in top-quality laptop computers. Its bright, crisp, high-contrast picture can be clearly seen from several feet away, allowing the whole family to watch at once. The LCD-410 is only one-inch thick when closed, so it fits easily into a jacket pocket. It is equipped with A/V inputs and outputs for connection to a VCR or laserdisc player, and allows you to select widescreen (16:9) or standard (4:3) aspect ratios. The portable TV can be used for viewing on the go and as an instant playback monitor for camcorder users. It is compatible with both NTSC and the European PAL video standard, and includes a built-in AM/FM radio tuner. Price: \$799.

CIRCLE 66 ON FREE INFORMATION CARD

FLOATING ON AIR

Hitachi's VM-H81A Hi-8 camcorder has a couple of unique attributes. First, it floats;



Sharp's XV-P15U

television or VCR. The wireless receiver comes with a small tripod to ensure easy pickup of the signal. The Optical Link beam is emitted by two LEDs. The infrared signal is converted by a photo diode in the receiver into a video and an audio signal for the TV set. The water/weather-resistant camcorder has a low-light sensitivity rating of 2-lux, an f1.8 lens with 12x (optical) and 24x (digital) instant zoom, a 0.7-inch color LCD viewfinder, and digital electronic image-stabilization circuitry. Advanced features include a two-line, two-page titler; digital signal processing; 16:9 capability; digital fade and other digital effects; and artificial intelligence for iris and white balance. Price: \$2099.

CIRCLE 67 ON FREE INFORMATION CARD

OUT, OUT, DAMNED SPOTS

Get rid of those annoying commercial spots with the RCA VR678HF Commercial Advance VCR from Thomson Consumer Electronics. When you record a program, the VCR's circuitry detects and marks commercial segments on the tape. During playback, it automatically skips past those segments, allowing you to watch commercial-free recordings. During the approximately 8½ seconds that it takes the VCR to fast forward through three minutes of commercials recorded in SLP speed, you can opt to see a solid blue screen or watch the ads zoom by. The VCR also offers Auto

a sealed, air-tight chassis gives the camcorder complete buoyancy. Second, it eliminates clumsy hookups to your TV or VCR by allowing wireless playback of videotape via its "Optical Link." A small transmitter built into the camera allows it to send video and stereo audio directly to a tiny receiver that is connected to the

Clock Set and VCR Plus+ simplified programming with End Time Adjustment, which allows you to adjust the end time of a show that might extend beyond its scheduled time slot, such as an extra-inning baseball game. Cable Box Channel Control ends recording headaches by automatically selecting the proper channels on most remote-controllable cable boxes. The VR678HF is compatible with the RCA DSS system, which sends an infrared command signal to the RCA satellite receiver for time-shift recording capability. Price: \$499.

CIRCLE 68 ON FREE INFORMATION CARD

3D VCR

The PV4564 VCR from Panasonic features the Spatializer Audio Processor, an exclusive audio technology that promises to "transform any stereo TV into a dynamic source of lifelike, enveloping sound . . . without extra speakers and sophisticated surround-sound components." Developed by Desper Products, Spatializer technology brings a three-dimensional effect to

Quasar's VideoViewer VCR



Marantz's LCD-410 personal color television

sound by unmasking the multiple layers of recorded audio from stereo sources. Every instrument and sound effect is perceived to occupy its own point in space, even if it is beyond the speakers' normal listening boundaries. Two levels of audio processing are available to suit individual tastes, or you can opt to bypass the Spatializer entirely. Price: \$429.95.

CIRCLE 69 ON FREE INFORMATION CARD

SPEAKERS OF THE HOUSE

It's easy to create a home theater with today's all-in-one surround-sound speaker systems. From *AudioSource*, the *SS-5001* package comes complete with the *SS-Five ProLogic Surround Sound* processor with built-in center- and rear-channel amplifiers and remote control, the *VS One* video-shielded center-channel speaker, and a pair

control, and a variable sound-delay time control to adjust the apparent size of the listening space. Price: \$950.

CIRCLE 70 ON FREE INFORMATION CARD

SHAKE, RATTLE, AND ROLL

Make your home theater a room-rumbling affair by adding a THX A/V receiver such as the *SA-TX1010* from *Technics*. The stand-alone receiver meets Lucasfilm's stringent THX requirements to provide full dynamic range with low distortion, proper stereo imaging and localization, and clearly understood dialog even in scenes with loud sound effects. The *SA-TX1010* pumps out 120 watts to all four channels in Home THX and Pro Logic modes, and 125 watts each to the left and right channels in stereo mode. *Technic's* Sound Stage Imaging adds a realistic surround effect to

frequency response, causing the earpads to "move to the beat of the music." Panasonic's XBS Extra Bass System boosts the lower frequencies for an added punch. The *RQ-SW20* features an auto-reverse tape player and a quartz-synthesized digital tuner with 20 memory presets. Two modes of five AM and five FM stations allow "His" and "Hers" use. A rugged, water-resistant shell makes the personal stereo ideal for sports or a trip to the beach. Price: \$119.95.

CIRCLE 72 ON FREE INFORMATION CARD

BIG SOUND, SMALL PACKAGE

A small-size stereo system can bring the sound of music to a bedroom, den, kitchen, or family room. *Kenwood's UD-303* mini system provides 50 watts per channel, a three-disc CD changer, and a dual auto-reverse cassette deck with Dolby B and HX Pro. The compact system features Low-Level Control, which, when activated, boosts the treble and bass to ensure rich, full sound even at low volumes. Natural Bass keeps the music from sounding "boomy" at moderate and high volumes. The system's dynamic rotary volume con-




The RCA VR678HF Commercial Advance VCR

of surround-channel speakers. The system even includes interconnect cables and 100 feet of speaker wire. Price: \$429.95.

CIRCLE 115 ON FREE INFORMATION CARD

Sony's home-theater-in-a-box solution is the *SA-VA55*, which includes two front and two rear speakers with a built-in subwoofer and a center-channel speaker. The Dolby Pro Logic system features wireless infrared rear-channel speakers, so there's no need to run wires around the room. Installation takes about 10 minutes. The system features five surround modes, a remote



The PV4564 VCR from Panasonic

stereo music, with two hall modes, a live mode, and a simulated surround mode. A help function with on-screen graphics and written prompts make the receiver extremely easy to set up, test, and use. Price: \$999.95.

CIRCLE 71 ON FREE INFORMATION CARD

control responds to the speed at which the volume knob is turned. Price: \$500.

CIRCLE 73 ON FREE INFORMATION CARD

FEEL THE MUSIC


Now you can get a real-life listening experience out of a personal stereo. *Panasonic's RQ-SW20* features the Virtual Motion Sound System (VMSS), which allows you to feel the music as well as hear it. A tiny voice-coil-and-spring system in the headphones reacts in time with the music's low-fre-

TAPE IT TO THE MAX

If your family still prefers cassettes to CDs, you might consider the *RD-960BX* cassette deck from *Rotel*. For your listening pleasure, the deck includes Dolby B and C noise reduction, HX Pro headroom extension, and automatic settings for bias and EQ to match the type of tape being used. The transport mechanism features two motors—a high-torque servo motor for capstan drive and a separate motor to ensure accurate tape handling when rewinding or fast-forwarding. The *RD-960BX* has a separate, switchable MPX filter circuit to prevent audible distortions when recording from FM radio. The deck provides accurate recording of the wide dynamic range and extended frequency response of digital sources. Convenience features include remote control, music search, memory rewind, and repeat functions. The counter displays tape travel information in your choice of real time or four-digit index formats. Price: \$399.90.

CIRCLE 74 ON FREE INFORMATION CARD





It's 7 p.m. in your Chicago hotel room and you're catching up on the news from Radio Moscow

Whether you're home or travelling the globe, get up-to-the-minute news, weather, sports or music from all over the world.

by Matthew Ziehl

Keeping in touch with the news isn't easy. You can read the paper, but to get the latest news you have to wait until the next morning for the latest edition. TV news broadcasts are only truly up-to-date if they are live, otherwise the same information soon becomes "old news." The last way you'd keep yourself informed is the radio. The only way you can hear the news is between music or on a good AM station—if you can find one and tune it in.

Radio revolution. Now the new Grundig Yacht Boy 400 AM/FM/shortwave radio will change the way you think about radio. The Grundig world travel radio keeps the most current news and financial information coming in from all over the world. It broadcasts directly to you whether you're in Paris, Texas or Paris, France.

The Yacht Boy 400 is portable and small enough to fit into a jacket pocket or a purse and weighs only two pounds. You can take it with you absolutely anywhere. It operates on three AA batteries, but also has a port for an external power source.

Broadcasts from around the world.

The Yacht Boy 400 is truly a technological innovation. To receive broadcasts from around the world, the Yacht Boy 400 covers all shortwave bands (1.6-30 MHz) without gaps. To listen to your local radio station, simply switch to AM or FM tuning. Tune in signals using the dial or the built-in keypad. Plus its 40 randomly programmable presets allow for quick access to favorite stations.

Clock radio. The Yacht Boy 400 radio can be programmed to automatically turn on or sound an alarm by using the *auto on* feature. If you want to catch an early program or just wake up for work, simply set the alarm. Other features include *sleep* and *snooze* and dual alarm modes: radio and beeper. With the multi-function Liquid Crystal Display (LCD) you can easily check the time in the dark.

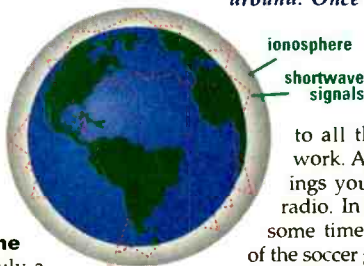
Use it all day long. Imagine your typical day. It's 5 a.m. and you are awakened by the radio on your Yacht Boy. While you're getting ready in the bathroom you tune in to BBC London and listen

HOW DOES SHORTWAVE RADIO WORK?

Shortwave signals depend on factors such as the sun, the ionosphere and even the earth itself to broadcast around the world. The ionosphere is a cloud-like layer surrounding the earth consisting of ions and electrons. The process by which these radio waves travel is called radio wave deflection and ionospheric propagation. In simple terms, radio waves travel the earth by bouncing around. Once

transmitted from earth, the radio waves travel up, bounce off the ionosphere back down to earth and up again. This process repeats several times. Because this takes place at low angles, radio waves travel great distances with every bounce taken.

Many of the major countries use shortwave radio to transmit broadcasts for worldwide listening. There are international broadcasts that are specifically intended to be heard by North American audiences.



to all the latest events before work. After your morning meetings you pick up some amateur radio. In the afternoon you have some time to catch a few minutes of the soccer game between Spain and Italy. On the way home you flip on the news again, but this time it's Radio Beijing. After dinner you tune in to an exotic music special coming directly to you from West Africa. Finally, before bed you set the Yacht Boy alarm.

Risk-free home trial.

The Grundig Yacht Boy 400 is backed by Comtrad's exclusive risk-free home trial. Try it. If you're not completely satisfied, return it within 30 days for a full "No Questions Asked" refund. The Yacht Boy 400 is also backed by a one-year manufacturer's warranty. Most orders processed within 72 hours.

Special limited-time offer. If you order the Grundig Yacht Boy now you will receive it at the factory-direct price of only \$199. In addition, you'll receive FREE: a carrying case, telescoping antenna and advanced external compact reel antenna, three AA batteries and the Grundig Shortwave Listening Guide. Call today to take advantage of this limited-time offer.

Grundig Yacht Boy 400 \$199 \$12 S&H
Please mention promotional code 763-PL-6638

For fastest service call toll-free 24 hours a day

800-992-2966



To order by mail, send check or money order for the total amount including S&H (VA residents add 4.5% sales tax.) Or charge it to your credit card by enclosing your account number and expiration date.

COMTRAD INDUSTRIES

2820 Waterford Lake Drive, Suite 106
Midlothian, Virginia 23113

TOP FIVE REASONS TO REPLACE YOUR RADIO WITH THE YACHT BOY 400

- 1 Legendary Sound Quality.** Grundig is famous throughout the world for its sound quality. The Yacht Boy 400 has a built-in telescoping antenna and an external reel antenna.
- 2 40 Programmable Presets.** Forty programmable memory presets allow for quick access to favorite stations. Plus PLL-synthesized tuning delivers solid frequency stability.
- 3 Ultra-wide Range.** Continuous shortwave from 1.6 to 30 MHz (with no tuning gaps) covers all existing shortwave bands plus FM-stereo, AM and longwave. Shorter amateur, aeronautical and maritime two-wave communications can be heard.
- 4 Programmable Sleep Timer.** LCD simultaneously shows time, frequency, band, automatic turn-on and sleep timer. Sleep timer is programmable in 15-60-minute increments. It features dual alarm and dual clocks which show time in 24 hour format.
- 5 World News.** Listen to news broadcasts, including the BBC, live from around the world without commercial interruption.



Hitachi's VM-H81A Hi-8 camcorder



INFINITELY STYLISH

As pretty to the eyes as they are to the ears, *Compositions* speaker systems from *Infinity Systems* provide a solution for home-theater enthusiasts who don't want to have to hide their components. Each tall, slender *Prelude* full-range speaker incorporates an efficient, amplified, 100-watt, 12-inch subwoofer in its base. The upper portion contains four 5¼-inch drivers, two 4-inch drivers, and a 1-inch dome tweeter. The *Prelude* center-channel speaker is matched both acoustically and aesthetically to the full-range right- and left-channel speakers for seamless soundfield reproduction. It contains two 5¼-inch drivers, two 4-inch drivers, and a 1-inch dome tweeter. Rounding out the home-theater system are *Quadpole* surround speakers, which are designed for installation flexibility. Each contains one 5-inch driver that faces straight out, and two pairs of 3½-inch drivers that angle gently off to either side to provide diffuse surround audio. Price: *Prelude* front speakers, \$3000 per pair; center-channel speaker, \$779; surround speakers, \$669 per pair.

CIRCLE 75 ON FREE INFORMATION CARD

SEEN, BUT NOT HEARD

Give one family member the gift of sound—and everyone else the sounds of

silence—with *Sennheiser's IS 850* infrared digital headphone system. The system couples the *HDI 850* dynamic stereo headphones with the world's first digital wireless infrared transmitter, the *S 850*. It can be used with either analog or digital sources. The transmitter automatically detects and processes different digital sampling frequencies. Analog frequencies are digitized with a 64-times oversampling, high-resolution A/D converter. An anti-aliasing filter reduces noise and distortion. The headphones' optical receiver transfers the digital signals to a "Bitstream Continuous Calibration" converter, which converts them back to analog signals. A "Duofol" diaphragm, consisting of two wafer-thin films, avoids harmonics at high frequencies and all but eliminates tonal coloration. Price: \$1395.

CIRCLE 76 ON FREE INFORMATION CARD



The Sony SA-VA55 surround-sound speaker system



The SA-TX1010 from Technics



Panasonic's RQ-SW20

CD HOME AND AWAY


Your family can enjoy listening to CDs at home, on the road, and just about anywhere else with *Onkyo's DX-F71*. The self-contained CD player includes a rechargeable battery and power adapter for portable and at-home use. It comes with a pair of high-quality headphones, but can also be used with any set of powered speakers. For automotive use, the *DX-F71* is available with a 12-volt cigarette-lighter adapter, a cassette-adaptor for in-dash use, and a backlit LCD control panel for night driving. Almost skip-free play is provided by the player's suspension sys-

Kenwood's UD-303





Rotel's RD-960BX cassette deck



Compositions speaker systems from Infinity Systems

tem, which provides mechanical isolation, along with its electronic digital anti-shock system, which processes and stores three seconds of CD data in a dedicated buffer chip. That buffer gives the player time to recover from the bumps and jolts of everyday use. The DX-F71 features the single-bit D/A converter and 8-times oversampling found in home players, 22-track random programming, three repeat-play modes, and a built-in equalizer with three playback options—flat, enhanced, and boosted. Price: \$240.

CIRCLE 77 ON FREE INFORMATION CARD

FIVE-IN-ONE BOOMBOX

Mom and Dad can enjoy their extensive cassette collections, the kids can play their favorite CDs, and the whole family can move into the next age of audio with Sanyo's MDC-2000 portable music system. The boombox for the '90s brings together the most popular music mediums of the past, present, and future—AM, FM, cassette, CD, and MiniDisc—in a package that can fill in as an audio mini-system at home or be carried along just about anywhere else. For easy CD-to-MD recording, the system features one-touch digital recording. You can change the order in which the tracks are

recorded, and even insert the title of the disc in the MD recording. One-touch synchronized dubbing from CD to tape is also provided. The MDC-2000 also offers AM/FM digital tuning, a remote control, dual-cone speakers, bass-enhanced sound, a fluorescent dot-matrix display, and a seven-level spectrum analyzer. Price: \$999.99.

CIRCLE 78 ON FREE INFORMATION CARD

IT'S A TV! IT'S A PC! NO, IT'S BOTH!

Thinking of buying a second TV for the den? Or maybe a new multimedia computer? How about a mini-stereo system?



Sennheiser's IS 850



Onkyo's DX-F71

Packard Bell's new line of multimedia PCs can serve as all three, and then some. Select models feature built-in stereo TV and FM radio. You can watch TV and work at the same time, or input images from a VCR or laserdisc to be printed or stored. The television includes closed captioning, 1024 × 768 maximum resolution, and stereo sound decoding. The FM radio has 24 programmable, preset stations, automatic scan and manual seek modes, and alarm and sleep functions. TV, radio, and CD-ROM functions can be controlled with the on-screen media controller, the Fast Media key, or the included remote control. All models in the PC family include direct Internet access with seven free hours of access time; Prodigy, AOL, and CompuServe access; a built-in telephone answering system with pager service; SRS 3-D Amphitheater Sound system; online documentation; and a quad-speed CD-ROM drive. More than 40 productivity, entertainment, and reference titles are included in the PC's software bundle. Packard Bell's Navigator software interface organizes all the applications, functions, and appliances into three "virtual multimedia environments"—the Living Room, the Software Room, and the Information Room—from which applications can be launched instantly. The Pentium-based computers come in 75-, 100-, 120-, and 133-MHz models. Hard-drive storage starts at 540MB and increases up to 2.1GB with 8MB or 16MB of RAM installed on various models. Prices: N/A.


CIRCLE 79 ON FREE INFORMATION CARD

MOVABLE MULTIMEDIA

How to add multimedia to an existing notebook or laptop computer? Sony's PRD-155SB portable CD-ROM Discman player combines a sleek, double-speed, MPC-2 CD-ROM drive with a tiny sound-box unit. Together, they provide everything you need for both multimedia computing



Sanyo's MDC-2000 portable music system



Sony's PRD-155SB portable CD-ROM Discman player



and CD listening on the go. The CD-ROM Discman weighs only 10 ounces, runs on AA batteries, and is about the size of an audio Discman. Its sound box, which is about the size of a three-by-five index card, provides an all-in-one multimedia solution, including a 16-bit Soundblaster-compatible soundcard; a built-in speaker; audio line-out, headphone, and microphone jacks; and a MIDI/joystick port. The box connects directly to the CD-ROM Discman with no additional cable. Both the data and audio signals are passed from the combined unit to the computer via a single PCMCIA interface. With two AA batteries in the player and six in the Soundbox, the system delivers nine hours of audio CD or six hours of CD-ROM playback. Price: \$749.95.

CIRCLE 80 ON FREE INFORMATION CARD

SPEAKER POWER

Perhaps your family already has a multimedia PC with built-in speakers. You can increase everyone's computing and listening pleasure with the addition of a pair of multimedia speakers, such as the *Bose MediaMates*. Like speakers designed for music listening, the MediaMate speakers provide outstanding performance over the en-



Bose MediaMates

tire audio spectrum. To accommodate CD-ROM use, they offer dual-source input capability. Mixing capability lets you control the amount of computer sound relative to outboard sound. The speakers are specially equalized for close-up listening, with full reproduction even at low volumes. The slim, rectangular MediaMates take up less space than most diskette-storage boxes. They can be placed right next to or on top of a computer, or can be mounted right on the side. A headphone jack and volume controls are up front for easy access. Sold as a pair, one speaker is the "powered master" and the other is the unpowered auxiliary. Price: \$339.

CIRCLE 170 ON FREE INFORMATION CARD

Packard Bell's multimedia PC



VIRTUAL VISIONS

Take your family on a virtual joyride, with *Virtual i-glasses* from *Virtual i-O*. The eight-ounce virtual reality (VR) headset features real-time head-tracking technology, so when you move your head to the right or left, up or down, the video environment moves with you. It can display two- and three-dimensional video, PC games, laserdisc movies, VHS tapes, and television programs. The headset is also compatible with major gaming systems including Nintendo, Sega, and Sony. The fully adjustable headphones provide high-fidelity stereo sound. Prices: The PC version with head-tracking and PC capabilities costs \$799; the video-only unit for TV and video costs \$599.

CIRCLE 171 ON FREE INFORMATION CARD

PC SOUNDOFF

A multimedia PC can really be an entire entertainment center by itself whether you want to play CDs or listen to .WAV or MIDI



Breakthrough sonic toothbrush delivers 31,000 brush strokes per minute... dissolving away stains and plaque!

Developed by bioengineers and periodontists, Sonicare uses sonic technology to promote the health of even sensitive teeth and gums. It is so effective that Optiva, the makers of Sonicare, guarantee you a better check-up after 90 days of use!

by Brian Greenwall

If you're like me, you don't take proper care of your teeth. I admit it—I don't floss as frequently as my dentist recommends. Out of curiosity, last night I actually timed my brushing. I was done in less than 30 seconds! (A recent dental study found that most people brush for an average of 50 seconds.)

But my teeth look and feel clean. so what I'm doing is good enough, right? Wrong. Three out of every four people will develop gum disease, and most won't even know it. Today there is a remarkable device that can help combat this problem—it's called Sonicare.

Silent attacker. Gum disease is caused by plaque bacteria, originating in hard-to-reach areas between teeth and below the gumline—places toothbrushes can't reach, no matter how well you brush. Plaque bacteria forms in colonies, releasing toxins that make gums red, swollen, tender and prone to bleeding. However, you may have gum disease without any of these symptoms. If not treated, gingivitis can lead to periodontitis, a more advanced stage of gum disease that can lead to tooth loss. Daily cleanings to remove this plaque are essential to a healthy mouth. Sonicare, clinically proven to reverse gingivitis, is the perfect tool.

A powerful weapon. Sonicare is a breakthrough product that combines up-to-date information on dentistry with sonic technology. Developed by a team of dentists and bioengineers, it is the first high-frequency toothbrush to produce gentle sonic vibrations that turn toothpaste into a penetrating foam.

Sonicare is the ultimate in-home dental hygiene system, creating 520 brush strokes a second.

How it works. Electronics housed within the Sonicare handle create acoustic energy that is transmitted through a drive-bar and emitted through the high-frequency motion of the bristles. Laboratory studies have proven that these vibrations alter and weaken the hairlike structures that bacteria use to attach to your teeth and gums. Without those adhering structures, bacteria are easily swept away.

State-of-the-art. Sonicare's computer-controlled electronics not only regulate brushing frequency, but also enable the *smartimer™* to monitor brushing time, turning Sonicare off after two minutes. Solid-state electronics in the handle, with only one moving part, also make Sonicare's operation highly reliable.

COULD YOU USE SONICARE?



Sonic vibrations turn toothpaste into a penetrating foam that reaches between teeth and below the gumline. Floss daily.

- ✓ You are concerned with the health of your teeth and gums.
- ✓ You want to brighten your teeth, but don't want to use home bleaches.
- ✓ You have orthodontics, implants, crowns, bridges or other dental work.
- ✓ You use a special toothpaste such as baking soda or desensitizing formula for sensitive teeth.

✓ You travel a lot and want a high-quality portable electric toothbrush.

Quadpacer. Because dentists divide the mouth into four quadrants (upper left, upper right, lower left and lower right), Sonicare's innovative *quadpacer™* feature divides the two-minute cycle into four 30-second intervals. It will beep after each interval and pause long enough for you to switch quadrants. This encourages users to brush all teeth surfaces evenly and thoroughly.

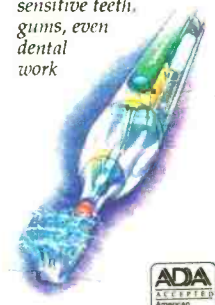
Sonicare's built-in rechargeable battery will operate for up to two weeks on a full charge. The Sonicare system includes the handle, a recharging base, two color-coded interchangeable brush heads, a brush head holder and caps for travel!

BENEFITS

"Sonicare represents a giant leap in technology. It is the first product in my 17 years of practicing dental hygiene that truly will help patients at home."

—Willi Ellis, Dental Hygienist

- Clinically proven to reverse gingivitis
- Whitens teeth by removing over 80% of coffee, tobacco and tea stains
- Recommended by 98% of dentists who have tried it
- Will not irritate sensitive teeth, gums, even dental work



The *sonicare®* sonic toothbrush is Accepted as an effective cleansing device when used as part of a program of good oral hygiene and regular professional care. Council on Scientific Affairs, American Dental Association.

Proven effective. Sonicare is clinically proven to remove plaque between teeth and below the gumline and significantly reverse gingivitis. It has been accepted by the American Dental Association. Sonicare removes over 80% of coffee, tobacco and tea stains. That may be why 92% of dental professionals who've tried Sonicare prefer it for their own use, and 98% recommend it to their patients.

Guaranteed better check-up. Brushing, flossing and regular dental check-ups are equally important parts of your dental health. We believe that Sonicare can significantly improve your dental health. In fact, we guarantee that after using Sonicare for 90 days, you will have a better check-up. If you and your dentist don't agree, simply return your Sonicare and receive a complete refund.

Try it risk-free. Sonicare is backed by Comtrad's exclusive risk-free home trial. Try it, and if you're not completely satisfied, simply return it within 90 days for a full refund, "No Questions Asked." It is also backed by a two-year manufacturer's warranty. Most orders are processed within 72 hours and shipped UPS.

Sonicare with Quadpacer \$129 \$11 S&H
Additional brush head \$19.95 \$3 S&H
BETTER BUY: get two heads for . . . \$34 \$4 S&H
Portable carrying case \$17 \$2 S&H

Please mention promotional code 1001-PL-6640.

For fastest service, call toll-free 24 hours a day

800-992-2966



To order by mail, send check or money order for the total amount including S&H (VA residents add 4.5% sales tax). To charge it, enclose account number and exp. date.

COMTRAD INDUSTRIES

2820 Waterford Lake Drive, Suite 106
 Midlothian, Virginia 23113



The Multimedia Soundpad from Futuretouch Corporation

files. Add an FM or TV tuner board, and you might never leave your PC again! Unfortunately, many new computer users are confused by the necessity of running an audio-mixer program to control CD audio functions and to get the sound configured properly. To the rescue is the *Multimedia Soundpad* from *Futuretouch Corporation*. The Soundpad is a credit-card-sized 21-button keypad that gives PC users one-touch control of their computer's CD player as well as full audio mixing control—including volume, tone, balance and relative output levels. The Soundpad attaches to the computer's serial port and comes with software that contains device drivers for both DOS and Windows. Price: \$39.

CIRCLE 31 ON FREE INFORMATION CARD

OUT OF THIS WORLD

The *Sega Saturn* system promises to "take players right inside the game experience with compelling visual, audio, and kinesthetic effects." It not only brings new

interactive experiences to game players, but also breathes new life into their home-theater equipment. Its sound system uses two digital signal processors, surround-sound encoding, and QSound technology for sound effects. Two video-display processors provide high-speed video capabilities and 3D graphics. Its arcade-style architecture allows for software development with 3D rendering, 360-degree action, dynamic perspectives, and surround

sound. The game player comes with "Virtual Fighter" and a video sampler of 20 Sega Saturn titles. Price: \$399-\$449.

CIRCLE 32 ON FREE INFORMATION CARD

GOOSENECK MIKE

Multimedia PCs seem to be taking over more and more of the desktop. One of the culprits is the microphone that's required for such applications as recording digital sound files, or incorporating telephony features. To the rescue is *MIDI Land, Inc's Free-D* (Free Direction) desktop microphone. The microphone features a unique gooseneck design that allows it to be placed in perfect position. It can be attached with a self-stick stand and adjusted, or it can even be twisted to form its own base so that it can free-stand on the desktop. The Free-D supports all sound card inputs whether they are dynamic or condenser types. Price: \$29.95

CIRCLE 33 ON FREE INFORMATION CARD

WINDOWS ON THE WORLD

If the family receives a new multimedia computer for the holidays, it will undoubtedly come with *Microsoft Windows 95* pre-installed. But you can bring older computers up to speed with Microsoft's latest *Windows 95* operating-system upgrade. *Windows 95* not only promises to be easy to install—it also makes installing new "Plug-and-play" hardware and software a real breeze. The new *Windows 95* graphical interface is even easier to use than *Windows 3.1*, the current version. *Windows 95* is a 32-bit operating system, so it can run new 32-bit software. Perhaps most important, *Windows 95* is compatible with most existing *Windows* software packages, and it promises to run them in a more stable environment. For best performance, you'll want to make sure that your computer has at least a 486DX CPU and 8 megabytes of RAM. If it doesn't, perhaps you might want to consider adding memory and processor upgrades to your gift list as well! Price: \$100.

CIRCLE 34 ON FREE INFORMATION CARD



Virtual i-glasses from Virtual i-O



The Sega Saturn system



18 MIDI Land's Free-D desktop microphone



Microsoft Windows 95

erary books. Featured titles include *Charlotte's Web* (E.B. White), *The Outsiders* (S.E. Hinton), *The Adventures of Tom Sawyer* (Mark Twain), *The Call of the Wild* (Jack London), *Around the World in Eighty Days* (Jules Verne), and *The Wind in the Willows* (Kenneth Grahme). Price: about \$45.


CIRCLE 35 ON FREE INFORMATION CARD

SNOWBOARD KNOW-HOW

Some kids will be dreaming of a white Christmas so they can try out their new snowboard. Because the weather doesn't always cooperate, consider giving *L3 Interactive's Slopestyle*, a "how-to" title that teaches everything about snowboarding, from the basics to advanced maneuvers. The title is available for 3DO Interactive Multiplayers and MPEG-compatible personal computers. It contains more than 50 minutes of extreme snowboarding action,




Broderbund's Alien Tales



Merriam-Webster's Collegiate Dictionary, Deluxe Electronic Edition



L3 Interactive's Slopestyle



The Ultimate DOOM from GT Interactive Software

including 27 lessons in full-motion video—the disk contains more than 50 minute's worth of video. The music that accompanies the lessons is from alternative rock bands including Jawbreaker, April's Motel Room, Wax, Glu Gun, Wool, and Inch. Price: about \$45.

CIRCLE 177 ON FREE INFORMATION CARD

LOOKING IT UP


Merriam-Webster's Collegiate Dictionary, Deluxe Electronic Edition on CD-ROM makes a practical gift for any student on your gift list. Available for both Macintosh and Windows, the disc contains the full text of the print editions of *Merriam-Webster's Collegiate Dictionary, Tenth Edition* and *Merriam-Webster's Collegiate Thesaurus*. That's more than 160,000 dic-

ALIEN ATTRACTION

Getting children to read—and to enjoy it—gets ever more difficult as other forms of entertainment compete for their attention. *Broderbund's Alien Tales* encourages reading among kids aged 9 to 13 years by exposing them to some of the greatest children's literature. Kids play against a celebrity panel of aliens who claim authorship of books from Earth. To match wits with those alien impostors, kids must read passages, answer questions, and solve puzzles to reclaim the famous works for their true authors. The CD-ROM contains some 450 passages, including plot synopses, excerpts, and author background from 30 lit-

Sirius Publishing's 3-Ft. 6-Pak





Goldstar's Multiwave II microwave ovens

tionary entries, and 130,000 synonyms, antonyms, related and contrasted words, and idioms. More than 1000 illustrations and tables are also included. The dictionary takes advantage of the computer platform in interesting ways. For example, information including the words, pronunciations, etymologies, part-of-speech labels, dates of first recorded use, and definitions are presented in distinct data fields, which can be searched individually. For example, you can produce a list of words first recorded in English in 1960. Or you can search fields in combination to find, for example, a list of slang nouns that come from Spanish. Hot-keys let you look up words while you are in other Windows applications. Word-game lovers will appreciate the puzzle-solving search options. Price: \$35.

CIRCLE 178 ON FREE INFORMATION CARD

A YARD'S WORTH OF FUN

Sirius Publishing provides one-stop CD-ROM shopping for your youngsters, with the *3-Ft. 6-Pak*, a three-foot-long compilation of six best-selling, full-version CD-ROMs from top publishers. The included titles are: *Lenny's Music Toons* by Paramount Interactive, a musical adventure that teaches children the basics of musical notation, pitch and harmony. *Our House*, from Context Systems, is based on the Family Circus comic strip. It teaches kids about household objects and about home life in past decades. *Cinderella, the Original Fairy Tale* from Discis Books increases kids' language and comprehension skills as the computer "reads" the entire story to children and explains unfamiliar words. *Basic Spelling Tricks* from Sierra

On-Line combines words, spelling, and puzzles with an adventure story in an attempt to boost kids' confidence and improve long-term memory skills as they head up the treacherous Spelling River, trying to avoid lions, tigers, and other dangers. *Sing-Along Kids*, from Sirius Publishing puts children at center stage and lets them sing to their hearts' content. The words to each song are displayed carefully paced with music, so the kids can learn about reading and spelling as they sing classics like "She'll Be Coming Around the Mountain," "Clementine," and eight others. *Putt-Putt's Fun Pack* by Humungous contains six

fun CD-ROM games designed to im-



Aiwa's CR-A24 armband radio

prove a kid's ability to think ahead. Included are three-dimensional puzzles and classics like tic-tac-toe and checkers. Price: \$29.95.

CIRCLE 179 ON FREE INFORMATION CARD



YOU'RE DOOMED!

... unless you come up with a title that's sure to get your jaded teen excited when he opens his gifts. *The Ultimate DOOM* from *GT Interactive Software* is available for the IBM-PC both on floppy and CD-ROM. The new, nine-level episode of the popular DOOM series also comes with five free hours on DWANGO, the Dial-Up Wide Area Network Game Operations that links up millions of DOOM and DOOM II players. Subscription Prices: \$20 for ten hours, or \$35 for twenty hours.

CIRCLE 180 ON FREE INFORMATION CARD

WAVE OF THE FUTURE

Keep your family well fed with a minimum of fuss and bother with one of *Goldstar's Multiwave II* microwave ovens. The Multiwave II system reduces cold spots in food by dispersing microwaves more evenly. Three international food keys—Italian, Spanish, and Oriental—are preprogrammed for heating such ethnic specialties as lasagna, burritos, or sweet-and-sour chicken, as well as popular brand-name frozen foods. An EZ ON key activates the oven at programmed cook times in 30-second intervals. The Auto Weight Defrost function takes the guess-work out of defrosting foods. A self-instruction display guides you through the programming process. The 900-watt, 1.5-cubic foot *MA-1523* also offers a child-proof safety-lock mechanism. Price: \$299.95

CIRCLE 108 ON FREE INFORMATION CARD

TELE-PHONE/VISION

Make easy work of managing the household's personal information needs—including telephone answering, electronic banking and bill-paying, topic-specific news items, local traffic and weather, sports scores, and daily stock and portfolio updates—with AT&T's *TV Information Center*. The device provides easy access to interactive information and telephone-answering services by linking the telephone and the television, allowing information delivered over regular phone lines to be displayed on the TV screen. A handheld remote control is used to operate on-screen menu of information and phone-answering services, and can also control many brands of TVs and VCRs. Price: \$329.

CIRCLE 109 ON FREE INFORMATION CARD



Sunssound Straps

HOME VOICE MAIL

Give your family members some privacy, with *Cobra's AN-8630* digital answering system and cordless telephone. The answering system features one general "mailbox" plus four individual mailboxes for personal messages. It can hold six separate greetings and 20-minutes of recorded messages. Individualized access codes ensure privacy for each user. Calls can be screened from the base or the handset, and the handset can also be used to access the answering system. Privacy is also built into the telephone portion of the unit, where Private Call scrambling circuitry prevents accidental or deliberate eavesdropping on cordless conversations.



ProLine's Compact Disc Storage Cases

The phone also features Cobra's Intenna system; built-in handset and base antennas leave nothing to bend or break. A two-way intercom system with page/find signals allows a person near the base to talk to someone using the handset in a different location. Price: \$229.95.

CIRCLE 110 ON FREE INFORMATION CARD



Cobra's AN-8630 digital answering system

STRAP ON THE SOUND

Before you're ready to roll—or ski, jog, paddle, or hike—you probably put on your sunglasses and grab your personal stereo. Now you can eliminate some of the sports-gear clutter with *Sunssound*



The EZ-CD from MacTec Products

MANUFACTURER INFORMATION

AIWA AMERICA, INC.

800 Corporate Drive
Mahwah, NJ 07430
Tel. 201-512-3600

AT&T

5 Wood Hollow Road
Parsippany, NJ 07054
Tel. 201-581-3000

AUDIOSOURCE, INC.

1327 North Carolan Ave.
Burlingame, CA 94010
Tel. 415-348-8114

BOSE CORPORATION

The Mountain
Framingham, MA 01701-9168
Tel. 800-444-BOSE

BRODERBUND SOFTWARE, INC.

500 Redwood Blvd.
P.O. Box 6121
Novato, CA 94948-6121
Tel. 415-382-4400

COBRA ELECTRONICS CORPORATION

6500 West Cortland Street
Chicago, IL 60635
Tel. 312-889-8870

FISHER

21350 Lassen Street
Chatsworth, CA 91311-2329
Tel. 818-998-7322

FUTURETOUCH CORPORATION

2020 East Fourth Street #152
Santa Ana, CA 92705
Tel. 714-558-6824

GOLDSTAR U.S.A., INC.

1000 Sylvan Avenue
Englewood Cliffs, NJ 07632
Tel. 201-816-2000

GT INTERACTIVE SOFTWARE

16 East 40th Street
New York, NY 10016
Tel. 212-679-6850

HITACHI HOME ELECTRONICS (AMERICA)

3890 Steve Reynolds Blvd.
Norcross, GA 30093
Tel. 800-241-6558

INFINITY SYSTEMS, INC.

20630 Nordhoff Street
Chatsworth, CA 91311
Tel. 818-407-0228

KENWOOD USA CORP.

P.O. Box 22745
Long Beach, CA 90801-5745
Tel. 310-639-9000

L3 INTERACTIVE

3000 West Olympic Blvd.
Santa Monica, CA 90404
Tel. 310-264-4188

MACTEC PRODUCTS

21416 Velicata Street
Woodland Hills, CA 91364
Tel. 800-MACTEC-1

MARANTZ AMERICA, INC.

440 Medinah Road
Roselle, IL 60172
Tel. 708-307-3100

MERRIAM-WEBSTER INC.

47 Federal Street
P.O. Box 281
Springfield, MA 01102
Tel. 413-734-3134

MICROSOFT CORPORATION

One Microsoft Way
Redmond, WA 98052-6399
Tel. 206-882-8080

ONKYO U.S.A. CORPORATION

200 Williams Drive
Ramsey, NJ 07446
Tel. 201-825-7950

PACKARD BELL

1 Packard Bell Way
Sacramento, CA 95826
Tel. 916-388-0101

PANASONIC

One Panasonic Way
Secaucus, NJ 07094
Tel. 201-348-7000

PROLINE/AMI CORPORATION

P.O. Box 27632
Denver, CO 80227-0683
Tel. 800-325-0853

PROTON

13855 Struikman Road
Cerritos, CA 90703
Tel. 310-404-2222

ROTEL OF AMERICA

P.O. Box 8, 54 Concord Street
North Reading, MA 01864-0008
Tel. 800-370-3741

SEGA OF AMERICA

255 Shoreline Drive
Redwood City, CA 94065
Tel. 800-SEE-SATURN

SEIKO INSTRUMENTS USA INC.

2990 West Lomita Blvd.
Torrance, CA 90505
Tel. 310-517-7700

SENNHEISER ELECTRONIC CORP.

6 Vista Drive
P.O. Box 987
Old Lyme, CT 06371
Tel. 203-434-9190

SHARP ELECTRONICS CORPORATION

Sharp Plaza
Mahwah, NJ 07430-2135
Tel. 800-BE-SHARP

SIRIUS PUBLISHING, INC.

7320 East Butherus Drive, Suite 100
Scottsdale, AZ 85260
Tel. 800-247-0307

SONY ELECTRONICS INC.

1 Sony Drive
Park Ridge, NJ 07656
Tel. 201-930-1000

SUNSOUND CORPORATION

4848 South Highland Drive, Suite 248
Salt Lake City, UT 84117
Tel. 801-942-2425

TECHNICS

One Panasonic Way
Secaucus, NJ 07094
Tel. 201-348-7000

THOMSON CONSUMER ELECTRONICS

10330 North Meridian Street
Indianapolis, IN 46290-1024
Tel. 317-587-4450

UNIVERSAL ELECTRONICS INC.

1864 Enterprise Parkway West
Twinsburg, OH 44087
Tel. 216-487-1110

VIRTUAL I-O INC.

1000 Lenora Street, Suite 600
Seattle, WA 98121
Tel. 206-382-7410

Straps. Available in a range of fashion colors, they look just like the straps worn to prevent glasses from getting lost. But they add tiny earbud speaker assemblies, equipped with samarium-cobalt magnets to produce excellent high-fidelity sound. The straps plug into any portable radio, CD, or cassette player. A "tail-piece jack" allows them to be worn without the audio cord attachment, and provides a safety release in case the cord gets tangled. Price: \$24.95, plus \$3 shipping and handling.

CIRCLE 111 ON FREE INFORMATION CARD

OPEN CD-SESAME

If you've ever struggled to get a new CD out of its shrink-fit plastic wrap, you can appreciate the *EZ-CD* from *MacTec Products*. The small plastic device features a

precision blade set off-center to cut along the ridge of the jewel-box spine. It severs both the shrink wrap and the factory seal in one stroke. No more searching for a knife or scissors—a two-piece Velcro fastener with adhesive backing allows you to store the *EZ-CD* for safe-keeping wherever CDs (or CD-ROMs) need to be opened. Price: \$2.99.

CIRCLE 112 ON FREE INFORMATION CARD

COLOR-CODED COLLECTION

Have your compact-disc and CD-ROM libraries gotten out of hand? Do you find your favorite discs mixed in with your kids' collections? *ProLine's Compact Disc Storage Cases* and their inside trays are molded in transparent red, blue, green, smoke, and clear, allowing you to color-code your

CD and CD-ROM collections. Assign a different color to each type of music, or to each family member. Each color is available in packs of five; multi-color five- and ten-packs are also offered. Price: five-pack, \$5.95; ten-pack, \$10.95.

CIRCLE 113 ON FREE INFORMATION CARD

ARMBAND RADIO

Stay unencumbered with *Aiwa's CR-A24* armband radio. Designed for use while engaged in sports activities, the AM/FM stereo radio is worn on the arm, attached with a Velcro strap. The strap is reflective for added safety after dark. *Aiwa's Super Bass* circuitry and *Power Bass* headphones provide big sound from the tiny radio. Price: \$30.

CIRCLE 114 ON FREE INFORMATION CARD

MULTIMEDIA WATCH

By Marc Spiwak

A New Multimedia Keyboard

Keyboards have certainly been around as long as computers, and even longer if you want to be technical about it. But the basic computer keyboard design hasn't really changed all that much over the years. If anything, most newer keyboards are much lighter and more stripped down than they used to be. But the basic layout hasn't changed.

That's not to say that there haven't been several attempts to "update" the conventional keyboard, including ones with

Recently, however, I had the pleasure of testing out a rather unusual-looking keyboard, one that retains the traditional keyboard layout. It's unusual because it houses stereo speakers; power-level indicators; an amplifier; volume, bass, treble, and balance controls; a microphone; and more. While it's not the sound system you want for an all-out, high-end multimedia system, it is perfect for some applications.

A KEYBOARD WITH SOUND

The *Platinum Sound MSK-200* is the top-of-the-line multimedia keyboard from *SC&T²*. The MSK-200 basically adds the amplifier, its controls, and power indicators to its little brother, the *MSK-100*. The MSK-200 comes in black and includes a matching black-foam rubber wrist rest. While the keyboard has the same width as a regular keyboard, it is a bit deeper to accommodate its extras. Two 4-inch, 16-watt, magnetically shielded speakers are mounted on the top left and right of the extended keyboard base. Slide controls for volume, bass, treble, and balance fit between the speakers, and LED power-level indicators are placed above the controls. A 13-watt stereo amplifier drives the speakers. An AC adapter supplies power to the amp.

The MSK-200 also includes a built-in microphone so there's always

one around when you need it. It also has a jack for an external microphone, which eliminates the need to reach around to the back of the sound card to connect one. For private listening, a built-in headphone jack can be used with the pair of included headphones.

Cables for all of its features are permanently connected to the keyboard. They connect to a computer in the same way as separate peripherals would. It really is very convenient to have an entire sound system complete with controls built into the keyboard. The only problem I have with it, and it's a very slight one, is that the monitor must be placed a little bit farther away from the keyboard than I'm used to. The deeper keyboard is also a tight fit on my crowded desktop.

The MSK-200 is not intended to be the heart of a family-entertainment PC. However, that multimedia keyboard is the perfect companion for computers used in schools, libraries, and at the office, where separate speakers and microphones are just asking to be broken, lost, or stolen. It's also good where desk space is at a premium or when a cluttered look is unacceptable. Sound quality is more than adequate for such situations.

NEW STUFF

This being the last issue of *Popular Electronics* for 1995,



The MSK-200 multimedia keyboard, with built-in amplifier, speakers, and microphone, will put an end to cluttered desktops.

rearranged keys, split keyboards, and keyboards sculpted to fit your hands, but I believe that because most people can't touch type very well (myself included), the conventional layout is the one most people are familiar and most comfortable with. And for most, I think it's going to stay that way.

it's good that I was able to squeeze in the 1995 *Guinness Multimedia Disc of Records* from *Grolier Electronic Publishing*. The Guinness Book of Records has probably won more bets for people than any other—or lost them, depending on how you view it. The CD-ROM version of the book includes lists of the biggest, the smallest, the hottest, the coldest, the fastest, and the slowest of everything there is. Everything else on record is there, too. The 1995 Guinness Multimedia Disc of Records contains everything from the book, plus video clips, audio, and sound effects. The disc has a list price of \$49.95.

I recently received the latest update to *Books in Print Plus* from *Reed Reference Publishing*. That is basically a database of all books that are in print. A deluxe version of the disc includes 238,000 book reviews, and sells for about 50% more than the one without reviews. The power of a computer and a CD-ROM make it easy to find what you are looking for. If there's a book in print on a certain subject, by a particular author, or whatever, you can find it with *Books in Print*. Pricing is geared more toward library or retail book-seller use than for an individual. A year's subscription to the disc sells for \$1095 for the regular version and \$1595 a year for the version that includes the reviews. For that price, an update disc is mailed to the user each month. While the product is DOS-based only, a Windows version is due out soon. As expensive as this disc is, it's also one of the most useful CD-ROMs around, especially for libraries or book sellers.

Full Throttle is a new action-adventure game from



Visit Nile: Passage to Egypt on one of the Discovery Channel's CD-ROMs.

LucasArts. The player is Ben, a hard-core biker gang leader who has been double crossed and framed for murder. Separated from his gang, he must hunt down the real killer and clear his name. Blended 3D and 2D animation and stereo sound set the stage. Actor Mark Hamill (*Star Wars*) does the voice-over for the main villain in the game.

If you like ocean life, you'll love *Coral Reef!* from *Arnowitz Studios*. This disc lets you descend below the ocean's surface and explore its sights and sounds. The disc includes 60 minutes of video produced by the creators of the NOVA documentaries and over two hours of underwater sounds, narration, and music. There are also beautiful watercolors, stories, tours, and more. *Coral Reef* has a suggested retail price of \$59.95.

The *EZ-Locator* disc from *Spica, Inc.*, is intended to help you locate online services and bulletin boards from over 3100 listings. Twenty four pre-sorted fields and key-word searches allow you to quickly find what you are looking for. Also included are over 800 e-mail listings from Bill Clinton

to Bill Gates. Tell *Spica* that you heard about the disc here and it's yours for only \$14.95.

More discs, that's what I always say. *The Super 10 Pack* from *Essex Interactive Media* bundles 10 titles for only \$29.95. There's something for everyone in the family here, all at a rock-bottom price. There's actually an 11th free disc, a CompuServe demo CD. The 10 titles include *That's Geek To Me* with Dennis Miller's witty computer definitions, the *Simply Money* financial-planning tool, the *MPC Wizard* multimedia test and tune-up disc, fun and games with *Dandy Dinosaurs*, *Americans in Space*, the *Cascady Picture Puzzles Volume 2—Birds*, *Double Doozy* screen savers and screen art, *Aviator* learning adventure, *First Strike* Desert Storm game, and *Lucy is Lost/Gus is Gone* adventure game for kids. Whew!

I.M. Meen from *Simon & Schuster Interactive* is a new action/learning game for kids ages 9 and up. Open Ignatius Mortimer Meen's book and you're drawn into a 36-level labyrinth of fun and games. Kids get to have fun while at the same time practicing reading and grammar skills.

VENDOR INFORMATION

Arnowitz Studios

One Harbor Drive, #200
Sausalito, CA 94965
CIRCLE 50 ON FREE INFORMATION CARD

Discovery Enterprises

7700 Wisconsin Avenue
Bethesda, MD 20814
CIRCLE 51 ON FREE INFORMATION CARD

Essex Interactive Media

560 Sylvan Avenue
Englewood Cliffs, NJ 07632
CIRCLE 52 ON FREE INFORMATION CARD

Grolier Electronic Publishing, Inc.

Sherman Turnpike
Danbury, CT 06816
CIRCLE 53 ON FREE INFORMATION CARD

Jasmine Multimedia

6746 Valjean Avenue
Van Nuys, CA 91406
CIRCLE 54 ON FREE INFORMATION CARD

LucasArts Entertainment Company

P.O. Box 10307
San Rafael, CA 94912
CIRCLE 55 ON FREE INFORMATION CARD

Reed Reference Publishing

121 Chanlon Road
New Providence, NJ 07974
CIRCLE 56 ON FREE INFORMATION CARD

SC&T²

3837 LaSalle Street
Phoenix, AZ 85040
CIRCLE 57 ON FREE INFORMATION CARD

Simon & Schuster Interactive

1230 Avenue of the Americas
New York, NY 10020
CIRCLE 58 ON FREE INFORMATION CARD

Spica, Inc.

P.O. Box 158
Grand Marais, MN 55604
CIRCLE 59 ON FREE INFORMATION CARD

Two new titles from *Jasmine Multimedia* include *Country Vid Grid* and *Wild West*. In *Country Vid Grid*, players must put country music videos back together after they have been broken up into a number of squares. The trick
(Continued on page 85)

Now! NRI gives you 3 great ways to make money in a computer career!

Master Computer Programming, Multimedia Programming, or Computer Servicing for Sure Success

Businesses everywhere promise solid employment prospects for people with the skills to create software for a Windows environment, program multimedia applications, or troubleshoot and service a full range of computers and peripherals. Now, you can train at home for success in today's hottest PC careers with your choice of three innovative NRI courses ...

1 Hands-on computer programming skills put you in demand!

The Bureau of Labor Statistics forecasts that job opportunities for computer programmers will boom in the next 10 years, with as many as 40,000 new jobs opening up by 2005.

Only NRI gives you in-demand programming skills in three of today's top computer languages — QBasic, C, and Visual Basic — as you train with and keep state-of-the-art programming tools: a powerful 486DX2/66 MHz multimedia computer system, Windows 95, and professional programming software.

With NRI's unique Discovery Learning

Method, you get hands-on programming experience as you learn to create the kinds of full-featured, powerful programs today's employers and clients demand.

Only NRI gives you the know-how and practical experience you need to build a top-paying career or a successful business of your own in this high-growth field.

2 Prepare for today's hot new multimedia programming opportunities


Pick up any computer magazine and you'll realize that multimedia is here to stay. If you can create the kinds of contemporary multimedia programs that make everything — from shopping to education to business presentations — easier and more exciting, you can expect financial success and job security.

NRI's newest programming course helps you explore multimedia from square one, so nothing will be a mystery to you as you bring text and graphics to life with sound, animation, and photo-quality images.

You learn how to take full advantage of the extraordinary capabilities of the 486DX2/66 MHz multimedia PC you train with and keep. As you become skilled with the

professional-level Asymetrix ToolBook authoring software also included in your course, you'll be able to add drama and

impact to all your computer applications, ultimately creating the kinds of dynamic programs that will put you at the forefront of multimedia technology.



Train with the most powerful computer system available in home study today! All three of these NRI courses include a state-of-the-art 486DX2/66 MHz computer system with all these great features:

- Pentium Overdrive-ready motherboard
- Math coprocessor
- 8 meg RAM
- 420 meg hard drive
- 3.5" floppy disk drive
- Super VGA color monitor
- CD-ROM drive with sound card
- Speakers
- Customized CD-ROMs
- Fax/modem
- Windows 95
- And more!

3 Get in-demand computer servicing skills with NRI hands-on training

No other training — in school, on the job, anywhere — prepares you so thoroughly for today's money-making opportunities in computer service. And only NRI builds meaningful training around the kind of powerful computer system you'll be called on to service and repair in the real world.

As you explore your 486DX2/66 MHz computer system — complete with today's most popular features — you'll perform hands-on experiments and demonstrations that bring theory to life, giving you a total mastery of computer operation, troubleshooting, and repair.

What's more, your course includes professional-level diagnostic hardware and software from Ultra-X, today's leader in computer diagnostics. Step by step, you cover every

important servicing technique you'll need on the job — from data recovery to peripheral repair, virus protection, system upgrading, and much more!

Find out more — call or write for your FREE catalog!

Only NRI's unique courses prepare you so completely for success in today's top-paying, cutting-edge computer fields. Learn more about what NRI training has to offer: bite-sized lessons, top-notch equipment, one-on-one instruction, a flexible study schedule, lifetime support, and much more. Request your FREE catalog today!

If the coupon is missing, write to NRI Schools, McGraw-Hill Continuing Education Center, 4401 Connecticut Avenue, NW, Washington, DC 20008

CALL 1-800-321-4634, Ext. 1327

SEND TODAY FOR YOUR FREE CATALOG!

NRI Schools

McGraw-Hill Continuing Education Center
4401 Connecticut Avenue, NW, Washington DC 20008

- | | |
|---|--|
| <input checked="" type="checkbox"/> Check One FREE Catalog Only | Other computer career courses: |
| <input type="checkbox"/> Computer Programming | <input type="checkbox"/> LAN Specialist |
| <input type="checkbox"/> Multimedia Programming | <input type="checkbox"/> Industrial Electronics & Robotics |
| <input type="checkbox"/> Microcomputer Servicing | <input type="checkbox"/> Electronic Music Technology |
| | <input type="checkbox"/> FC Applications Specialist |

Name _____ Age _____
Address _____
City _____ State _____ Zip _____

Accredited Member, National Home Study Council

0018-1295

NET WATCH

By Dan Karagiannis

Music Online

Want a great way to get some Christmas shopping done without even leaving your home? Well, if you're on the Net, and you happen to have some music lovers on your list, then you're all set.

This month, we'll take a look at three CD and tape stores on the World-Wide Web. All of the sites have something unique to offer, whether it's affordable prices, wide selection, or even images of the CDs and tapes you'd like to buy.

many titles as well, but when I searched for some hard-to-find import CDs on the Net, CDnow was the only site/store to offer them.

When you log on to the site, you are presented with a few options. First of all, if your connection to the Internet is a bit slow or shaky, you can enter a text only version of the store. Otherwise, you can enter the graphics-enhanced version of CDnow.

The search engine of CDnow is simple to use; just type the name of the artist or CD or video you're looking for in the box. When the engine finds what you're looking for, it presents you with a link to a biography of the artist, album reviews, and even track listings. Some biographies even have a photo or photos (the biographies and reviews are compiled from *All-Music Guide*, the music industry's leading information-database provider).

The prices are cheaper than you'd pay at most music stores, but you do have

to pay postage and handling. Ordering more than a couple of items can help lower the per-item cost of course. In the end, buying from CDnow should cost about the same as doing so from a reasonably priced music store.

CDnow claims a delivery time of two to six business days for most titles, and will airmail to most countries. The company accepts Visa, MasterCard, American Express, U.S. checks, and U.S.-denominated money orders.

For those who wish to pay with a credit-card number while online, CDnow provides Netscape-secure transactions and PGP encryption (Don't have Netscape or PGP software? Just download either from the links CDnow provides.) Customers can also phone or Fax their credit-card information after placing an order. No credit-card charges are actually made until the order is ready to ship. That's a good feature because some import items

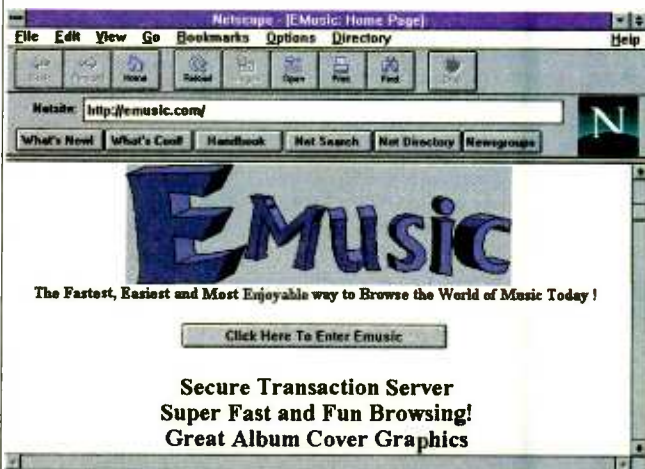


CDnow provides a convenient way to order over 100,000 music CDs (including many hard-to-find ones), and even lets you subscribe to more than 300 magazines.

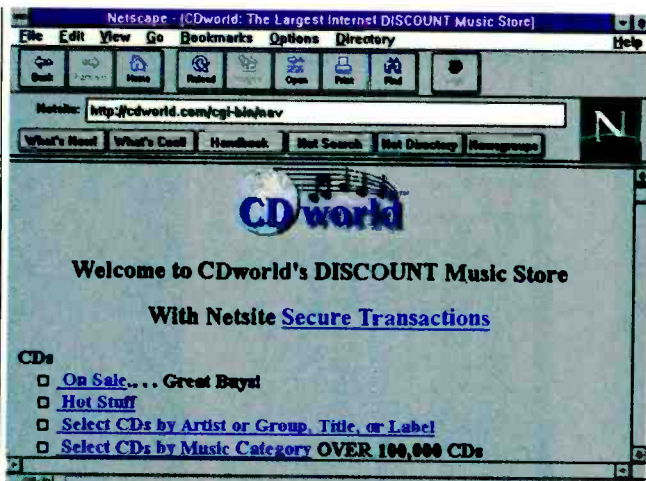
Following the music-store coverage, we'll turn our attention to some sites of interest to electronics hobbyists. In keeping with the music theme, this month's hobbyist sites deal with everyone's favorite electronic instrument: the theremin.

SHOPPING AT HOME

First up this month is CDnow, a truly impressive site that features a selection of over 100,000 CDs. Other companies do carry that



With EMUSIC, you can easily keep track of what CDs you wish to purchase in the future.



CDworld might not be as visually attractive as the other Internet music stores, but the site's inexpensive prices will definitely be attractive to your wallet.

might not be immediately available, and could end up not being available at all.

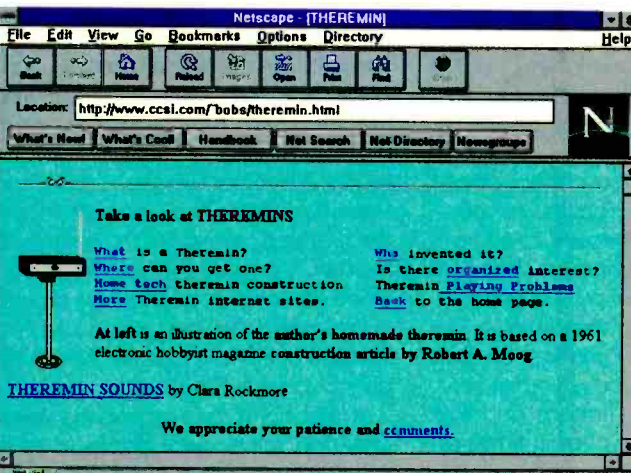
Also accessible at the CDnow site is the Magazine Warehouse. That service offers you a selection of more than 300 magazines at the guaranteed lowest prices. Just click on the Magazine Warehouse logo after entering the site.

Next up is EMUSIC, a site with features similar to those of CDnow. The site also has the capability to search for a particular CD from a list of 100,000. However, as mentioned earlier, the site doesn't seem to carry many (if any) hard-to-find imports.

If that doesn't bother you, though, you will find EMUSIC to be superior to other sites of its kind for a couple of reasons.

For starters, EMUSIC has images of most of its inventory available at a click of a selected item. That's front and back images of thousands of CDs, which comes in real handy if you just remember seeing a certain CD by an artist, but don't quite remember the name of it.

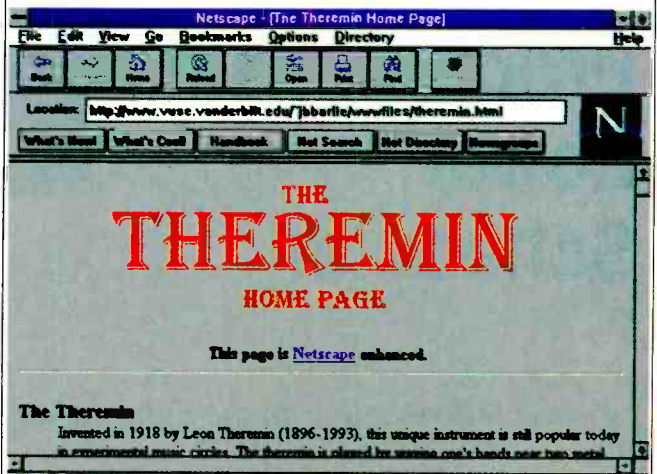
Another great feature of EMUSIC, which is really easy to use, is its Personal Music Catalogue Program. That lets you keep track of your own CD collection and lets



Want to learn some theremin basics? This site should satisfy that need quite nicely.

HOT LINKS

- CDnow**
<http://cdnow.com/>
- EMUSIC**
<http://emusic.com/>
- CDworld**
<http://cdworld.com/>
- THEREMIN**
<http://www.ccsi.com/bobs/theremin.html>
- Theremin Home Page**
<http://www.vuse.vanderbilt.edu/jbbarile/www/files/theremin.html>



The Theremin Home Page lets you link up with all the information you need to build or buy a theremin.

you generate a wish list for CDs you might want to get at a later date. Then, in future visits, you can simply access that list and order items from it, instead of having to look for those items online again.

EMUSIC is definitely a site to keep your eyes on. In the future they plan on having downloadable sound clips of albums. Just like the listening stations of music stores, the sound clips will make it possible for consumers to be certain that they like what they're about to buy. Also coming to the site are biographies of artists, which will make EMUSIC a formidable competitor to CDnow.

Well, so far we've compared EMUSIC and CDnow on the basis of appearance and content. But

what about price? For the most part, EMUSIC has prices that are very close to CDnow. In fact, for the consumer deciding which company to go with, there's not much difference between the two in terms of price.

Our last online store, however, is a bit on the cheaper side than the two we've looked at. The site, CDworld, carries the subtitle of "The Largest Internet Discount Music Store." And it lives up to its name.

I took five sample prices from CDnow and EMUSIC and compared them to the prices in CDworld. They averaged about two dollars cheaper in CDworld. Not an enormous difference, but if you're ordering a few items, it adds up.

(Continued on page 89)



VersaTimer Programmable Power Scheduler



CIRCLE 119 ON FREE INFORMATION CARD

Work a little magic with the lights in your home when you're away with VersaTimer.

Everyone is probably familiar with the common appliance timer. We use those to control lights in our homes when we're away, to automatically control plant and fish-tank lighting, and so on. Generally, they usually turn something on and off only once in a 24-hour period. Of course, there are also some fancier timer devices that have crude programming features to add a little variety to timing cycles.

There are also the specialty devices designed to boot or reboot a computer without you being there. Then there are the specialty outlet adapters that allow you to turn on devices from the power switch of another. But wouldn't it be great if one device could do the work of all those others? There is—the timer of the future is here with *VersaTimer* from *Server Technology, Inc.*

VersaTimer is basically a programmable appliance timer with three outlets on the back that all work in unison. One program controls all three outlets at the same time; outlets cannot be controlled individually. *VersaTimer* can supply a total current

load of up to 10 amps. The device is programmed from the serial port of a PC. So you need a PC that runs DOS or Windows to program the device. Software that installs and runs in either operating system is included.

The 7-day timer is programmed to turn its outlets on and off at 15-minute intervals for up to 700 control events per week. A program is loaded serially from a PC to the timer through a supplied cable or via a modem.

With *VersaTimer* controlling the lights while you're away from home, there's no predictable pattern for the burglars to notice. You can create as unpredictable a lighting pattern as you like. You can also control appliances, such as computers, air conditioners, fans, and heaters, to turn on only during certain hours. That not only saves on power consumption; in the case of computers it also increases security by turning on the equipment only at times you specify.

You could allow modem and fax transmissions only at certain times of the day or prevent people from turning on your computer when you're not there. You could also have a comput-

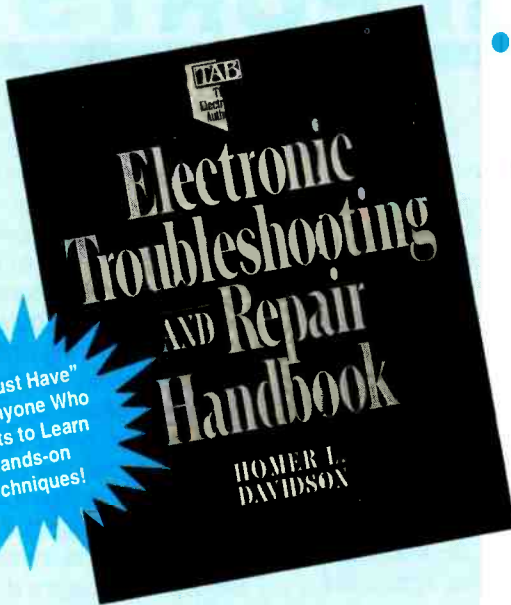
er turn on automatically for a nightly backup. Special features built into *VersaTimer* allow a clean, automatic reboot of a computer once a day. In another operating mode, the on/off switch on an appliance such as a monitor or lamp plugged into a "smart" outlet will automatically turn on anything else plugged into the other two outlets. All that versatility runs just \$109.95.

How It Works. Looking over the unit, which is the size of a small cable-converter box, the only control that you see is an on/off switch that turns the outlets on and off in the manual mode. A bi-color LED glows red when *VersaTimer* is in the manual mode and green when in its schedule mode. A power LED glows green when power is applied to the outlets. A grounded power-input socket on the side of the unit supplies power via an included AC line-cord.

A telephone-style jack on the side is provided for a serial cable (a telephone cable, actually) that connects to a PC's serial port via an included 9-

(Continued on page 92)

Learn Professional Electronic Troubleshooting and Repair Techniques!



- Now you can have the most complete and up-to-date guide to professional electronics troubleshooting and repair available today —right at your fingertips.
- You get practical information that is extensively field tested.
- You'll learn testing techniques for resistance, current, frequency and solid-state components.
- You can stay up-to-date on such state-of-the-art products as digital audio tape, VCRs, microwave ovens, CD players and computers.
- You even get a full chapter on servicing imported electronics.

43 Information-Filled Chapters Including:

- How to use the digital multimeter
- Required electronic tests
- Isolate, locate and repair
- Servicing low-voltage power supplies
- How to signal trace various circuits
- Identifying and replacing unknown parts
- Servicing remote control devices
- How to service without a schematic
- Keeping test equipment in top shape... and much more!

Increase your level of expertise and make those tough repairs easily and quickly by increasing your diagnostic skills, improving your ability to read schematics and recognize key electronic components, developing sophisticated testing techniques and learning to make correct parts selection and replacement decisions. This massive — over 1,100 pages — reference is filled with hundreds of helpful photos, drawings and diagrams. Understand and diagnose today's complex consumer electronics with ease. Order your copy now!

1,104 pp., 1,125 illus., #015676-X, \$69.00

YOUR SATISFACTION IS ABSOLUTELY GUARANTEED! If you are not satisfied with your selection, simply return it for replacement or a full refund. We even pay the postage.

FOR FASTEST SERVICE ON CREDIT CARD ORDERS CALL, TOLL-FREE 1 800 822-8158, 24 hours a day.

Get a durable "Survival Tool" FREE With Your Paid Order!

It Features:

- knife edge
- can opener
- mirror
- screw driver
- ruler
- stainless steel utensils
- wrench
- magnifying lens



The McGraw-Hill Companies
P.O. Box 182607
Columbus, OH 43218-2607

YES! Please rush my copy of Electronic Troubleshooting and Repair Handbook by Homer L. Davidson (#015676-X). I have enclosed payment of \$69.00 (plus \$6 S&H and any applicable tax). Also, please be sure to include my FREE "Survival Tool."

Name _____
Address _____
City _____ State _____
Zip _____ Phone () _____

PAYMENT METHOD:

- Check or Money Order enclosed
 Please charge my credit card:



Acct. No. _____
Exp. Date _____
Signature _____

4 Easy Ways to Order!



1. Complete and mail the attached coupon.



2. Call toll-free **1 800 822-8158**, 24 hours a day, 7 days a week



3. FAX 1 614 759-3644



4. EMAIL: 70007.1531@COMPUSERVE.COM or CompuServe:GO MH

PRODUCT TEST REPORTS

By Stephen A. Booth

Samsung VR8905 Hi-Fi VCR

There is a danger here of praising *Samsung's* new top-of-the-line VCR on account of something you normally do not see on your TV, but that makes possible the deck's most intriguing feature. The unseen hero is the VBI—vertical blanking interval—a brace of 21 scanning lines reserved for broadcast housekeeping that remain off-screen on correctly adjusted sets. It's here, concealed in the VBI, where Public Broadcast System (PBS) stations transmit

gram guide and programming guide would be a formidable feature in any VCR. Here, it complements the other high-end features such as jog/shuttle tape control for pin-point editing; hi-fi stereo recording; a real-time tape counter; and "Skip-Search" for powering past any recorded commercials.

Performance-wise, the VR8905 is worthy of its bells and whistles. Although it didn't set any records during bench tests at the Advanced Product Evaluation Laboratory, Samsung's new entry finishes well in the money among VCRs of its ambitious class.

FEATURES

As the StarSight system is both new and a value-adding feature of the VR8905, it pays to spend some time reviewing it. First off, it's something you pay for—a subscription service that's displayed and delivered electronically instead of in digest-book form and by mail. At about a dollar a week, it is competitive with magazine-type printed guides, and those can't program your VCR for you!

StarSight set-up couldn't be simpler. Everything is done through the combined Samsung/StarSight remote control (which also operates most TVs and cable boxes).

The first step is to perform a basic VCR-setup procedure, which memorizes a roster of all the TV channels you're able to receive. Next,

you tune to the PBS station in your area (channel-numbers and call-letters are listed in the owner's manual) or to the PBS channel assigned by your cable-TV provider. When you access the StarSight set-up menu, the system analyzes the channel-memory and PBS signal and furnishes your StarSight registration ID.

A toll-free call to StarSight completes the authorization process, and begins downloading program information to the memory board in the VCR. The initial download takes 4 to 12 hours—a function of your PBS station's position in the batch-data queue, and the sheer quantity of seven-days'-worth of broadcast schedules and program descriptions.

Throughout that vigil, you must keep the VR8905 tuned to the PBS channel. Subsequent dumps are briefer—only the seventh day is being sent—and virtually transparent. You'll select a data-reception time that's convenient (when you're not watching TV and when your PBS station is operating). As a default, StarSight will update the files whenever you're tuned to PBS.

StarSight organizes schedule information in a variety of ways. Those include daily time-grids for all stations and for single stations. You can peruse the telecast schedule by genre (e.g., movies, news, sports, education, etc.) or by theme (e.g., comedy,



CIRCLE 120 ON FREE INFORMATION CARD

Samsung's VR8905 hi-fi VCR features the StarSight on-screen programming guide.

the StarSight Telecast on-screen programming guide, the marquee attraction in Samsung's VR8905.

The StarSight service does more than list and describe a week's worth of TV fare at a time. When incorporated in a videocassette recorder, StarSight's point-and-click menu provides a simple and nearly "vidiot"-proof way to program a VCR for unattended recording. The VBI-borne signal even sets the VCR's clock automatically, and keeps it in sync with broadcast time.

The combination of pro-

TABLE 1—TEST RESULTS

Brand	Samsung
Model	VR 8905 VHS Hi-Fi VCR
Price	\$550
Video Measurements (SP Mode)	
Frequency response	-3.37 dB @ 2.0 MHz -13.4 dB @ 3.0 MHz
Signal-to-Noise Ratios	
Luminance Level	
@ 100 IRE	45.5 dB
@ 50 IRE	45.8 dB
@ 10 IRE	45.2 dB
Chroma AM	48.0 dB
Chroma PM	44.3 dB
Audio Measurements (HiFi Recording)	
Output @ 0 dB (1 kHz)	2.40 volts
THD @ 0 dB (1 kHz)	2.41%
Flutter (DIN)	
Average	0.002%
Peak	0.003%
Signal-to-Noise Ratio	84.7 dB
Frequency Response (-3 dB)	20 Hz to 20 kHz
Record/Play THD (@ -10 dB)	
@ 100 Hz	0.64%
@ 1 kHz	0.36%
@ 5 kHz	1.48%
(Conventional Recording)	
Output @ 0 dB (1 KHz)	0.49 volts
THD @ 0 dB (1 KHz)	2.90%
Flutter (DIN)	
Average	0.04%
Peak	0.06%
Signal-to-Noise Ratio	50.1 dB
Frequency Response (-3 dB)	90 Hz to 10.8 kHz
Record/Play THD (@ -10 dB)	
@ 100 Hz	0.95%
@ 1 kHz	0.48%
@ 5 kHz	1.52%
MTS Stereo TV Decoder Measurements (Stereo Mode/Left Channel)	
Signal-to-Noise Ratio (re 100% modulation)	58.4 dB
THD (@ 1kHz -20 dB)	0.19%
Frequency Response*	44 Hz to 10.9 kHz
Separation*	25 dB
(Mono Mode)	
Signal-to-Noise Ratio (re 100% modulation)	61.1 dB
THD (@ 1 kHz -20 dB)	0.45%
Frequency Response (re 100% modulation)	30 Hz to 3.3 kHz
(S.A.P. Mode)	
Signal-to-Noise Ratio (re 100% modulation)	51.7 dB
THD (@ 1 kHz -20 dB)	0.81%
Frequency Response (re 100% modulation)	64 Hz to 7.4 kHz
Additional Data	
Fast Forward Time (T-120 tape)	2 min. 10 sec.
Fast Rewind Time (T-120 tape)	1 min. 53 sec.
Power Requirements	17 watts
Weight	9.75 lbs.
Dimensions (H x W x D, inches)	3.625 x 15.625 x 13

* Frequency response and stereo separation for Multichannel TV Sound broadcasts are measured using real-world reception conditions of -20dB relative to 100% signal modulation

CABLE TV CONVERTERS/DESCRAMBLERS!

- **Novavision 5600, 5700, 5800**
5-lot @ \$195.00 ea.
- **M-80**
10-lot @ \$49.00 ea.
- **TNT Original Digital Dynamite**
10-lot @ \$45.00 ea.
- **PIO TRIPLE-MODE Add On**
10-lot @ \$55.00 ea.

CALL FOR MANY OTHER POPULAR MODELS!!

ALL EQUIPMENT AVAILABLE IN STOCK!
FAST DELIVERIES! WE SHIP WITHIN 24 HOURS!
30 DAY GUARANTEE / 1 YEAR WARRANTY



1-800-818-2282

8 a.m. to 5 p.m. CST, Monday - Friday

PROtech
DISTRIBUTORS, INC.

13 S. Randall Road #507, Algonquin, IL 60102

NOTE: Converters and Descramblers must be used according to The Federal Cable Television Consumer Protection and Competition Act of 1992.

NO ILLINOIS ORDERS ACCEPTED

55,278

ELECTRONIC COMPONENTS

Whether you order 1 part or all 55,278...MOUSER stocks and...ships same day!!

CALL... (800) 992-9943



for your
FREE CATALOG

958 North Main St.
Mansfield, TX 76063

MOUSER[®] ELECTRONICS

Sales & Stocking Locations Nationwide

CIRCLE 13 ON FREE INFORMATION CARD

drama, sci-fi, children, etc.). Pop-up windows list the time slot and channel of a program, and a capsule description including MPAA rating if available and applicable.

It's from those grids and windows that you program your time-shift recording. When you highlight a show in the grid and press "Record," a pop-up window asks how often you want to tape the selection (once, daily, or weekly) and at what tape speed (SP or SLP). Once you've made your call, that program becomes highlighted in red on the program grid. Yet another menu keeps track of your recording list (up to 25 events). If you've scheduled a conflict (for example, a time overlap), the menu will alert you by a question-mark symbol.

StarSight anticipates

snafus, but isn't foolproof. For example, if you program one recording through the StarSight menus and another via Samsung's own (and very good) on-screen recording guide, the StarSight selection takes precedence in any conflict. As with any VCR, loading a tape of sufficient duration is your responsibility.

Here, the VR8905 has a neat menu that cuts you some slack. Whenever you load a blank cassette, you can indicate its length (T-120, T-160, or T-180). The VR8905 keeps track of remaining time according to the record mode (SP or SLP) you've selected. If you select the auto record speed, the VCR will decide between modes depending on the amount of tape available and the length of the programmed recording. For your information,

the VR8905's real-time tape counter gives you a minutes and seconds readout of tape-time remaining and elapsed.

FUNCTIONS

The VR8905 controls cable TV converter boxes via a clip-on "mouse" that serves as an infrared repeater. Both the cable controller and the VCR's remote control can be programmed to operate virtually any brand of cable box and TV set (the brand codes are provided in the manual).

As mentioned previously, the VR8905 is a hi-fi stereo deck. Besides playing pre-recorded tapes with hi-fi soundtracks, it will record two-channel audio on its helical tracks and monaurally on the tape's linear audio track. That arrangement provides some flexibility in editing and post-production for home-movie enthusiasts—who probably will buy the VR8905 for its jog-dial/shuttle control.

That item is a concentric dial and ring located on the faceplate of the VCR (and thoughtfully replicated on the remote control). It gives you greater control over the movement of the tape beyond the usual play, pause, stop, and fast-forward/reverse. For example, you can search for a scene in either direction at rates varying from 1/30th and 1/5th normal speed up through 9x normal. In the still mode, you can control tape movement one frame at a time—an important feature when editing. Camcorder owners should note that there's a set of convenient AV inputs on the deck's front panel.

PERFORMANCE

The VR8905 acquitted itself nobly in electrical tests at APEL. You'll find the raw

numbers in the accompanying chart. Video resolution was par for the format, with frequency response down 13.4 dB at the 3-MHz point. The sharpness does not come at the expense of excessive noise. The luminance signal-to-noise ratio was good: about 45.8 dB at the 50-IRE level. Color S/N was excellent at 48 dB for AM and 44.3 for PM.

For audio recording, noise and distortion measurements were very good in both the hi-fi-stereo mode and the conventional- or linear-audio section. Regarding the latter, frequency response was typical, rolling off at 10.8 kHz.

Measurements for the MTS broadcast stereo decoder will delight videophiles. The all-important channel separation in stereo reception proved outstanding, at 25 dB, and over a decently broad frequency range of 44 Hz to 10.9 kHz. Signal-to-noise ratio (58.4 dB) is good, but could be better. Distortion is insignificant.

Reception performance for the monaural, SAP (Second Audio Program) channel is a mixed bag: wide frequency response, which probably accounts for the mediocre noise and distortion figures. Mono reception was just the opposite—low noise and THD, but the bandwidth would only be satisfactory in a telephone or AM radio. Your best bet would be to go only with the stereo mode, which probably is the reason for buying a high-end machine like the VR8905 in the first place. ■

FOR MORE INFORMATION

Samsung Electronics America, Inc.
105 Challenger Rd.
Ridgefield Park, NJ 07662



THE MOST
**AN IMPORTANT PART
OF YOUR PHOTOCOPIER
ISN'T PART OF
YOUR PHOTOCOPIER**

Having a machine may not permit you to photocopy books, journals, newsletters and magazines.

The Copyright Clearance Center CAN.

Contact us to find out
how you too can COPY RIGHT!SM

COPYRIGHT CLEARANCE CENTER

222 Rosewood Drive, Danvers, MA 01923 □ Tel. (508) 744-3350 □ Fax (508) 741-2318

Just like these Fully Trained Electronics Professionals



"Thanks to CIE I have tripled my previous salary, and I am now in a challenging and rewarding new field where only the sky is the limit."

Daniel Wade Reynolds
Industrial Electrician
Ore-Ida Foods



"CIE was recommended to me by my boss. It was appealing since I could study at my own pace at home and during business travel."

Dan Parks
Marketing Manager/Consumer Products
Analog Devices, Inc.



"I loved the flexibility CIE offered. It was the only way I could continue both school and my demanding job."

Britt A. Hanks
Director of Engineering
Petroleum Helicopters, Inc.



"I liked the way the school was set up with laboratory assignments to enforce conceptual learning. The thing which impressed me the most about CIE's curriculum is the way they show application for all the theory that is presented."


Daniel N. Parkman
Missile Electro-Mechanical Technician
U.S. Air Force



"Completing the course gave me the ability to efficiently troubleshoot modern microprocessor based audio and video systems and enjoy a sense of job security."

Tony Reynolds
Service Manager/Technician
Threshold Audio & Video

Graduate with an Associate Degree from CIE!



CIE is the best educational value you can receive if you want to learn about electronics, and earn a good income with that knowledge. CIE's reputation as the world leader in home study electronics is based solely on the success of our graduates. And we've earned our reputation with an unconditional commitment to provide our students with the very best electronics training.

Just ask any of the 150,000-plus graduates of the Cleveland Institute of Electronics who are working in high-paying positions with aerospace, computer, medical, automotive and communications firms throughout the world. They'll tell you success didn't come easy...but it did come...thanks to their CIE training. And today, a career in electronics offers more rewards than ever before.

CIE'S COMMITTED TO BEING THE BEST...IN ONE AREA...ELECTRONICS.

CIE isn't another be-everything-to-everyone school. CIE teaches only one subject and we believe we're the best at what we do. Also, CIE is accredited by the National Home Study Council. And with more than 1,000 graduates each year, we're the largest home study school specializing exclusively in electronics. CIE has been training career-minded students for nearly sixty years and we're the best at our subject...
ELECTRONICS... IT'S THE ONLY SUBJECT WE TEACH!


CIE PROVIDES A LEARNING METHOD SO GOOD IT'S PATENTED.

CIE's AUTO-PROGRAMMED® lessons are a proven learning method for building valuable electronics

career skills. Each lesson is designed to take you step-by-step and principle-by-principle. And while all of CIE's lessons are designed for independent study, CIE's instructors are personally available to assist you with just a toll free call. The result is practical training... the kind of experience you can put to work in today's marketplace.

LEARN BY DOING...WITH STATE-OF-THE-ART EQUIPMENT AND TRAINING.

CIE pioneered the first Electronics Laboratory



Course and the first Microprocessor Course. Today, no other home study school can match CIE's state-of-the-art equipment and training. And all your laboratory equipment, books and lessons are included in your tuition. It's all yours to use while you study and for on-the-job after you graduate.

PERSONALIZED TRAINING...TO MATCH YOUR BACKGROUND.

While some of our students have a working knowledge of electronics others are just starting out. That's why CIE has developed twelve career courses and an A.A.S. Degree program to choose from. So, even if you're not sure which electronics career is best for you, CIE can get you started with core lessons applicable to all areas in

electronics. And every CIE Course earns credit towards the completion of your Associate in Applied Science Degree. So you can work toward your degree in stages or as fast as you wish. In fact, CIE is the only school that actually rewards you for fast study, which can save you money.



YES!

I want to get started. Send me my CIE course catalog including details about the Associate Degree Program. (For your convenience, CIE will have a representative contact you - there is no obligation.)

Please Print Clearly

Name _____

Address _____

City _____

State _____ Zip _____ Age _____

Phone No. _____

Check box for G.I. Bill Benefits.

Veteran

Active Duty

AH72

Cleveland Institute of Electronics, Inc.
1776 East 17th Street
Cleveland, OH 44114

*A School of Thousands.
A Class of One. Since 1934.*

Send for CIE's FREE Course Catalog and See How We Can Help Your Career Too!

RETAILERS THAT SELL OUR MAGAZINE MONTHLY

Alaska

Frigid North Co.
1207 W. 36th Avenue
Anchorage, AK 99503

Alabama

Radio Distributing Supply
121 East Broad Street
Gadsden, AL 35903

Arizona

Dalis Electronics
2829 E. McDowell Road
Phoenix, AZ 85008

California

California Electronics
221 N. Johnson Ave.
El Cajon, CA 90202

Signal Electronics
22307 Ocean Avenue
Torrance, CA 90505

Ford Electronics
8431 Commonwealth Avenue
Buena Park, CA 90621

All Electronics
14928 Oxnard Street
Van Nuys, CA 91411

Gateway Electronics of CA
9222 Chesapeake Drive
San Diego, CA 92123

Mac's Electronics
191 South "E" Street
San Bernardino, CA 92401

Electronics Warehouse
2691 Main Street
Riverside, CA 92501

Orvac Electronics
1645 E Orangethorpe Ave.
Fullerton, CA 92631

Sav-On Electronics
13225 Harbor Blvd.
Garden Grove, CA 92643

Marvac Dow Electronics
980 S. A Street
Oxnard, CA 93030

Kandarian Electronics
1101 19th Street
Bakersfield, CA 93301

Whitcomm Electronics
105 W. Dakota #106
Clovia, CA 93612

Marvac Dow Electronics
265-B Reservation Road
Marina, CA 93933

Minuteman Electronics
37111 Post St., Suite 1
Fremont, CA 94536

HCS Electronics
6819 S. Redwood Drive
Cotati, CA 94931

Halted Specialties Co.
3500 Ryder Street
Santa Clara, CA 95051

JDR Micro Devices
2233 Branham Lane
San Jose, CA 95124

Metro Electronics
1831 J Street
Sacramento, CA 95814

The Radio Place, Inc.
5675-A Power Inn Road
Sacramento, CA 95824

HSC Electronics
4837 Amber Lane
Sacramento, CA 95841

Colorado

Gateway Electronics of CO
2525 Federal Blvd.
Denver, CO 80211

Centennial Electronics
2324 E. Bijou
Colorado Sps., CO 80909

Connecticut

Signal Electronics Supply
589 New Park Avenue
W. Hartford, CT 06110

Electronic Service Prod.
437 Washington Avenue
North Haven, CT 06473

Georgia

Norman's Electronics, Inc.
3653 Clairmont Road
Chamblee, GA 30341

Idaho

The Current Source
5159 Glenwood
Boise, ID 83714

Illinois

Tri State Elex
200 W. Northwest Hwy.
Mt. Prospect, IL 60056

Maryland

Mark Elec. Supply Inc.
5015 Herzel Place
Beltsville, MD 20705

Massachusetts

U-Do-It Electronics
40 Franklin Street
Needham, MA 02194

Michigan

Purchase Radio Supply
327 East Hoover Avenue
Ann Arbor, MI 48104

The Elec. Connection
37387 Ford Road
Westland, MI 48185

Minnesota

Acme Electronics
224 Washington Avenue N.
Minneapolis, MN 55401

Missouri

Gateway Electronics Of MO
8123-25 Page Blvd.
St. Louis, MO 63130

New Jersey

Lashen Electronics Inc.
21 Broadway
Denville, NJ 07834

New York

Sylvan Wellington Co.
269 Canal Street
New York, NY 10013

Unicorn Electronics
Valley Plaza
Johnson City, NY 13790

Ohio

Philcap Electronic Suppliers
275 E. Market Street
Akron, OH 44308

Oregon

Norvac Electronics
7940 SW Nimbus Avenue
Beaverton, OR 97005

Portland Radio Supply
234 S.E. Grand Avenue
Portland, OR 97214

Texas

Tanner Electronics
1301 W. Beltline
Carrollton, TX 75006

Mouser Electronics
2401 Hwy. 287 N
Mansfield, TX 76063

Electronic Parts Outlet
17318 Highway 3
Webster, TX 77598

Virginia

Elec. Equipment Bank
323 Mill Street, N.E.
Vienna, VA 22180

Washington

Amateur Radio Supply Co.
5963 Corson Ave., Ste 140
Seattle, WA 98108

Wyoming

Chris Supply
2007 S. Douglas Hwy., Ste. C
Gillette, WY 82716

If you'd like to sell our magazine in your store,
please circle 180 on Free Information Card.

Want an extra Christmas decoration that doesn't shed needles, require water, or take up a lot of room? If that's the case, then the *Electronic Xmas Tree* described in this article is definitely for you. It's a simple project that is sure to be an eye-catching conversation piece when finished.

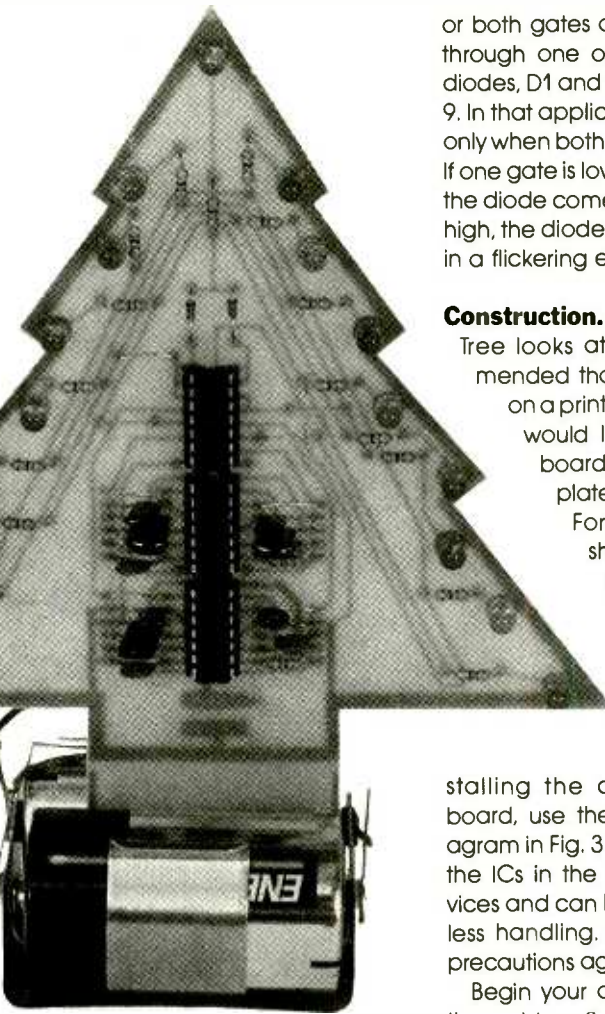
Of course, the little Xmas Tree is not meant to replace the full-sized Christmas tree on your floor. But it could help brighten up a desktop, bookshelf, or some other place with holiday cheer by blinking its LEDs in a seemingly random fashion.

Even though there's a fair number of components in the circuit, the Xmas Tree is suited to novices as well as experienced hobbyists. All of the parts are inexpensive and standard off-the-shelf items readily available from numerous sources. In fact, your junk box might contain most, if not all, of the components needed. The only drawback to building the Xmas Tree is that you might need to build a few extras for family and close friends!

Circuit Description. The schematic diagram for the Electronic Xmas Tree is shown in Fig. 1. Power is supplied from two D batteries in series.

The circuit uses a pair of 7556 dual timers, U1 and U2, to achieve the random blinking effect. Each half of each timer is used as an astable multivibrator (clock generator) set to a different clock speed. Slow speeds were selected to imitate the flashing bulbs used on real Christmas trees; the clock rates are 0.58, 1.02, 1.25, and 1.77 Hz. Those four clock signals are delivered to a 74HC04 (high-speed CMOS) hex inverter, U3.

Four of the inverters, U3-a, U3-b, U3-e, and U3-f, each receive one of the incoming clock signals from U1-a, U1-b, U2-a, and U2-b. When the inverter input is low, the output is high, and vice versa. Each inverter drives four LEDs interspersed around the edge of the



*Use it to brighten
up your home
this Holiday Season.*

Build This Electronic Xmas Tree

BY GARY CLIFTON

board; by mixing the colors of the LEDs, a random effect is achieved.

The two remaining inverters, U3-c and U3-d, are used to drive the top LED. They are joined together in a "diode or" configuration, so when either

or both gates are high, current flows through one or both of the 1N4148 diodes, D1 and D2, to the top LED, LED 9. In that application the top LED is off only when both of those gates are low. If one gate is low and the other is high, the diode comes on; if both gates are high, the diode gets brighter, resulting in a flickering effect.

Construction. To ensure your Xmas Tree looks attractive, it is recommended that the project be built on a printed-circuit board. If you would like to etch your own board, you can use the template shown in Fig. 2. (Note: For space reasons, it is shown here at half size.) For those who would like to order one, the board is available from the source mentioned in the Parts List.

When installing the components on the board, use the parts-placement diagram in Fig. 3 as a guide. All three of the ICs in the circuit are CMOS devices and can be damaged by careless handling. For that reason, take precautions against static discharge.

Begin your assembly by mounting the resistors. Solder them as close to the board as possible and clip the leads close to the board. Save the trimmed resistor leads for use as jumper wires, which should be installed next as some of them would be

difficult to install later on. After that, solder in the IC sockets with pin 1 toward the bottom of the Tree as shown in the parts-placement diagram. Do not install the ICs at this time.

Next install the capacitors. Remember to keep the tip clean on the soldering iron and avoid using excessive solder; spacing is pretty tight around the capacitors and you don't

want to cause a short. Solder in the two diodes next, being sure to orient their bands toward the top of the Tree.

You can now install the LEDs. The cathodes go toward the outside edge of the board and can be identified two ways. Looking at the LED from the bottom, the cathode is nearest

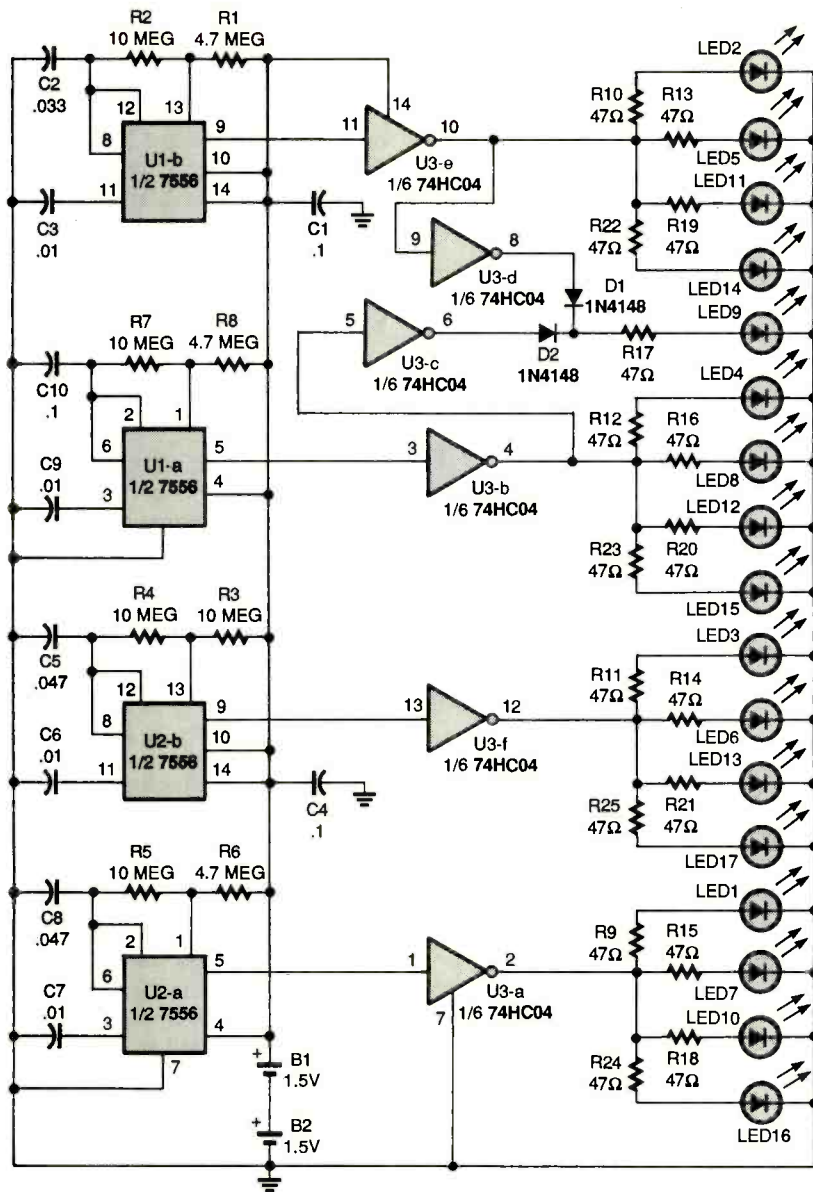


Fig. 1. This is the schematic of the Electronic Xmas Tree. Timers U1 and U2 are used as astable multivibrators set to different clock speeds. Those clock signals are inverted by a 74HC04 hex inverter, U3, which drives groups of four LEDs, causing them to blink in seemingly random patterns.

PARTS LIST FOR THE ELECTRONIC XMAS TREE

SEMICONDUCTORS

- U1, U2—7556 dual timer, integrated circuit
- U3—74HC04 hex inverter, integrated circuit
- D1, D2—1N4148 small-signal switching diode
- LED1, LED5, LED7, LED10, LED14, LED17—Green light-emitting diode
- LED2, LED4, LED8, LED11, LED13, LED16—Yellow light-emitting diode
- LED3, LED6, LED9, LED12, LED15—Red light-emitting diode

RESISTORS

- (All resistors are 1/4-watt, 5% units.)
- R1, R6, R8—4.7-megohm
 - R2-R5, R7—10-megohm
 - R9-R25—47-ohm

CAPACITORS

- C1, C4, C10—0.1-μF, ceramic-disc
- C2—0.033-μF, Mylar
- C3, C6, C7, C9—0.01-μF, Mylar
- C5, C8—0.047-μF, Mylar

ADDITIONAL PARTS AND MATERIALS

- B1, B2—1.5-volt alkaline battery, D-type
- Printed-circuit materials, battery holder (Keystone 2227 or equivalent), wire, solder, hardware, etc.

Note: The following are available from DC Electronics (2334 N. Scottsdale Road, Scottsdale, AZ 85257; Tel. 800-467-7736): complete kit of all parts, including the PC board—\$19.95; etched and drilled PC board cut to shape—\$12.95. Shipping and handling is \$4.00. Arizona residents please add appropriate sales tax.

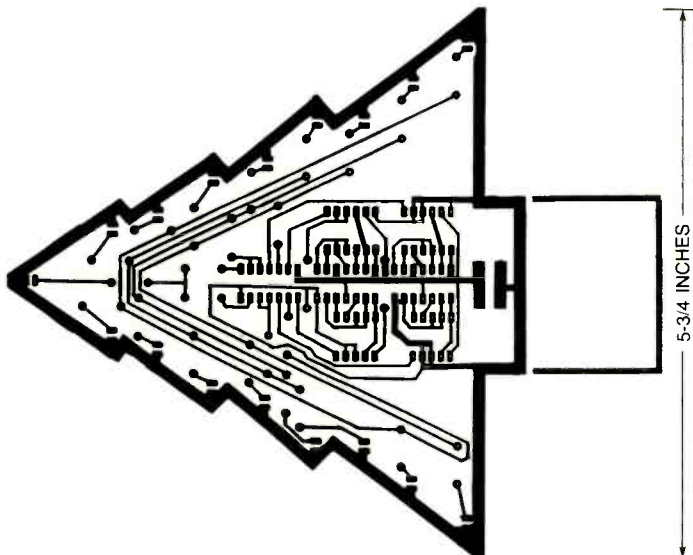


Fig. 2. The pattern for the Xmas Tree PC board is shown here half size.

the flat spot. Also, the cathode lead usually is shorter than the anode on new LEDs.

The holder specified in the Parts List (also available from the source mentioned there) is used to hold up the circuit board; the board can be wedged, standing up, between the

(Continued on page 91)

All About MMIC Amplifiers

Though a mystery to some, the versatility and simplicity of MMIC amplifiers make them ideal for a variety of applications.

BY JOSEPH J. CARR

Monolithic microwave integrated circuits (MMICs) are special IC devices that provide decent gain from near-DC to the microwave region. Examples of those devices include the Motorola CA-2820, with a bandwidth of 1- to 520-MHz; the MAR-x series, with DC to 1000- or DC to 2000-MHz bandwidths; the Hewlett-Packard/Avantek MSA-0886, with a bandwidth of DC to 3000 MHz; and special devices that operate up to 30,000 MHz (30 GHz). In this article we will concentrate on the MAR-x series from Mini-Circuits because of their easy availability to electronics hobbyists. Those devices can be bought in small quantities from Ocean State Electronics (6 Industrial Drive, P.O. Box 1458, Westerly, RI, 02891; Tel. 401-596-3080, Fax 401-596-3590). Larger quantities (25 or more) can be more economically bought directly from Mini-Circuits (P.O. Box 350166, Brooklyn, NY, 11235-0003; Tel. 718-934-4500).

MMIC Physical Attributes. The MMIC amplifier is characterized by simplicity. The typical MMIC has only a few connections. In the case of the MAR-x devices, there are only four

pins. Two of them are the signal-input and signal-output lines. There are also two grounds. The two grounds are needed in order to distribute the lead inductance and therefore overcome the problems of stray inductance, at least in the ground path.

Note that something is missing in the preceding; there was no mention of a DC-power connection. The DC power is applied to the MAR-x series through the signal output terminal (pin 3).

The basic package for the MAR-x series is shown in Fig. 1. The IC case diameter is 0.085 inch (2.15 mm), while the "wingspan" of the leads is 0.460 inch (11.68 mm). Note that the

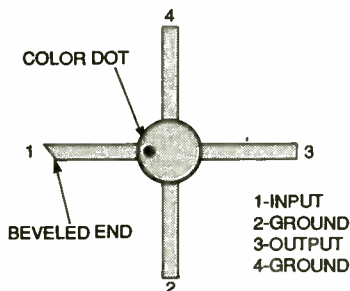


Fig. 1. Pin 1 of the MAR-x package is identified by the beveled lead and the colored dot.

index for the pinout is pin no. 1, the input terminal. There is a color dot on the top of the package that indicates pin 1, and the flat lead wire for pin 1 is beveled at the far end. Mind you, that bevel is a bit dicey to see (at least if you're my age!), so use some type of optical aid if necessary. The color of the color dot indicates which MAR-x device is being used; more informa-

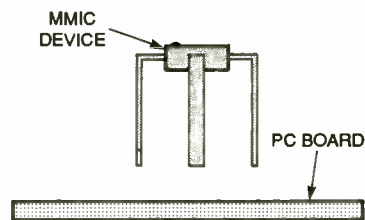


Fig. 2. Although it is often surface mounted, the leads of the MAR-x package can be bent for standard through-hole PC-board mounting.

tion on that, as well as key specifications for the MAR-x family can be found in Table 1.

For many applications, especially at the upper end of the device frequency-response range, the MAR-x device will be mounted directly to the tinned foil side of the printed circuit

TABLE 1
MAR-X SERIES MMIC DEVICES

Device	Dot Color	Max. Freq. MHz	Gain (dB)					1-dB Comp. (dBm)	3rd-Order Intercept (dBm)	I _{MAX} (mA)	I _{TPP} (mA)	V1 Volts
			100	500	1000	2000	Min.					
MAR-1	Brown	DC-1000	18.5	17.5	15.5	--	13	0	15	40	17	5
MAR-2	Red	DC-2000	13	12.8	12.5	11	8.5	3	18	60	25	5
MAR-3	Orange	DC-2000	13	12.8	12.5	10.5	8	8	23	70	35	5
MAR-4	Yellow	DC-1000	8.2	8.2	8	--	7	11	27	85	50	5
MAR-6	White	DC-2000	20	19	16	11	9	0	15	50	16	3.5
MAR-7	Violet	DC-2000	13.5	13.1	12.5	10.5	8.5	4	20	60	22	4
MAR-8	Blue	DC-1000	33	28	23	--	19	10	27	65	36	7.5

board. Many hobbyists, on the other hand, will probably want to mount a MAR-x device in the traditional manner on the top side of the PC board, as shown in Fig. 2.

Typical MMIC amplifiers, including the MAR-x series, are designed to operate into standard impedance loads (50 or 75 ohms). Devices in the MAR-x series operate with input and output impedances of 50 ohms, which is the standard for RF circuits other than television circuits. No impedance matching is needed for 50-ohm circuits.

A Basic MMIC Circuit. A basic MAR-x circuit is shown in Fig. 3. Input and output coupling are provided by a pair of capacitors, C1 and C2. Those capacitors are necessary to prevent DC operating levels inside the MAR-x from getting out, and DC in the external circuit from getting in. The capacitors can be ceramic-disc types up to about 200 MHz, but above 200 MHz, chip capacitors should be used because of their lower internal inductance and higher self-resonant frequencies. Of course, chip capacitors could also be used below 200 MHz.

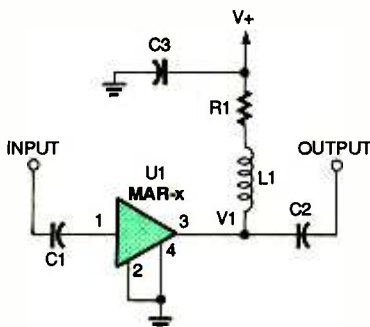


Fig. 3. Here is the basic MAR-x circuit configuration. The input voltage should be regulated and under +15 volts. Because it is often low valued, L1 is sometimes replaced by a ferrite bead slipped over a trimmed resistor lead.

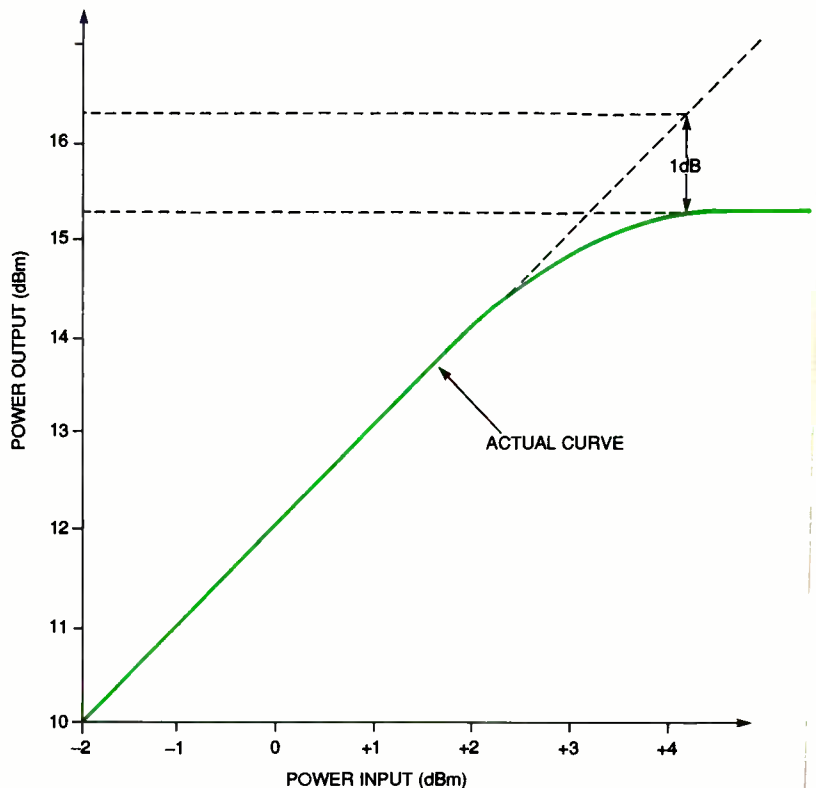


Fig. 4. The 1-dB compression point is the point at which the actual gain departs from the theoretical straight-line gain by -1 dB.

There are two ground lines for the MAR-x devices, and both should be connected in circuits. The reason for using two ground leads is that the parallel grounds reduce the effects of stray inductance. All wires have stray inductance, although the flat lead wires used at VHF and above have lower inductance values than the same-size round wires. At lower frequencies the inductance is negligible. At higher frequencies (of which MMICs are capable), however, the inductive reactance is much larger. The effect of using a ground lead with inductance is essentially the same as placing an RF choke in the ground line! The ground track on the PC board should be brought as close as

practical to the body of the IC to reduce the effects of ground inductance even further.

DC power is applied to a MMIC device through the output terminal (pin 3 in MAR-x devices). A current-limiting resistor (R1) is used between the V+ power-supply voltage and the output terminal of the device. The voltage obtained from Table 1 is shown as V1 in Fig. 3. The value of the resistor is found from Ohm's law:

$$R1 = (V+ - V1) / I_{TPP}$$

Where R1 is in ohms, V+ and V1 are in volts, and I_{TPP} is the "typical" current value for the particular MAR-x device (see Table 1).

Let's consider an example. Suppose

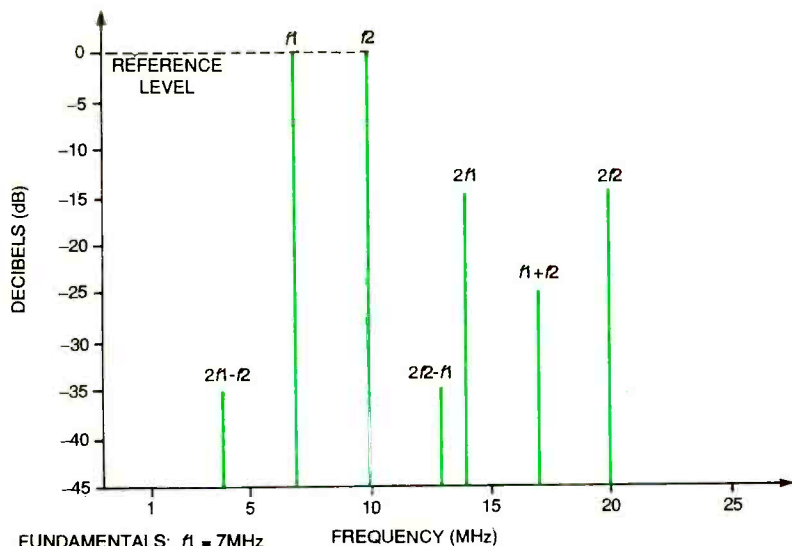


Fig. 5. Here's the intermodulation-product spectrum for an amplifier in which a 7-MHz and a 10-MHz signal of equal amplitudes has been input.

we want to use a low-noise MAR-6 device, which has an I_{typ} of 16 mA (0.016 A), and wants to see 3.5 volts at the output (V1 in Fig. 3). To operate the device from a 9-volt battery:

$$R1 = (9 - 3.5)/0.016 = 344 \text{ ohms}$$

The calculated value of R1 is not one of the standard values you can actually obtain, so select the nearest standard value that doesn't either starve the device for current or ask it to handle too much. The standard value of 330 ohms will not ask too much of the MAR-6, and is easily available.

It is not a good idea to use unregulated DC power supplies, or to use supplies with output voltages higher than about +15 volts in actual circuits. The best approach is to use a three-terminal IC voltage regulator such as the 78L05, 78L06, 78L08, or 78L09. Unregulated or higher voltage supplies can easily lead to MAR-x reliability problems.

The inductor in series with the resistor is optional, but is recommended for very wideband circuits. It serves as a "peaking coil" to increase gain at higher frequencies because its inductive reactance goes up with frequency. The coil should have a value that

will give reactance of four times the output impedance (200 ohms in the case of the MAR-x devices) at the highest frequency of operation. For most wideband amplifiers, that means a pretty-low value of inductance, and as a result many MAR-x users opt to replace L1 with a ferrite bead slipped over a piece of hook-up wire. The wire pigtailed cut from R1 when it is mounted do nicely. The coil should be deleted if R1 is greater than or equal to 500 ohms.

MMIC Specifications. Most of the specifications used for MMIC amplifiers, including the MAR-x series, are straightforward and easily understood; the MAR-x series specifications

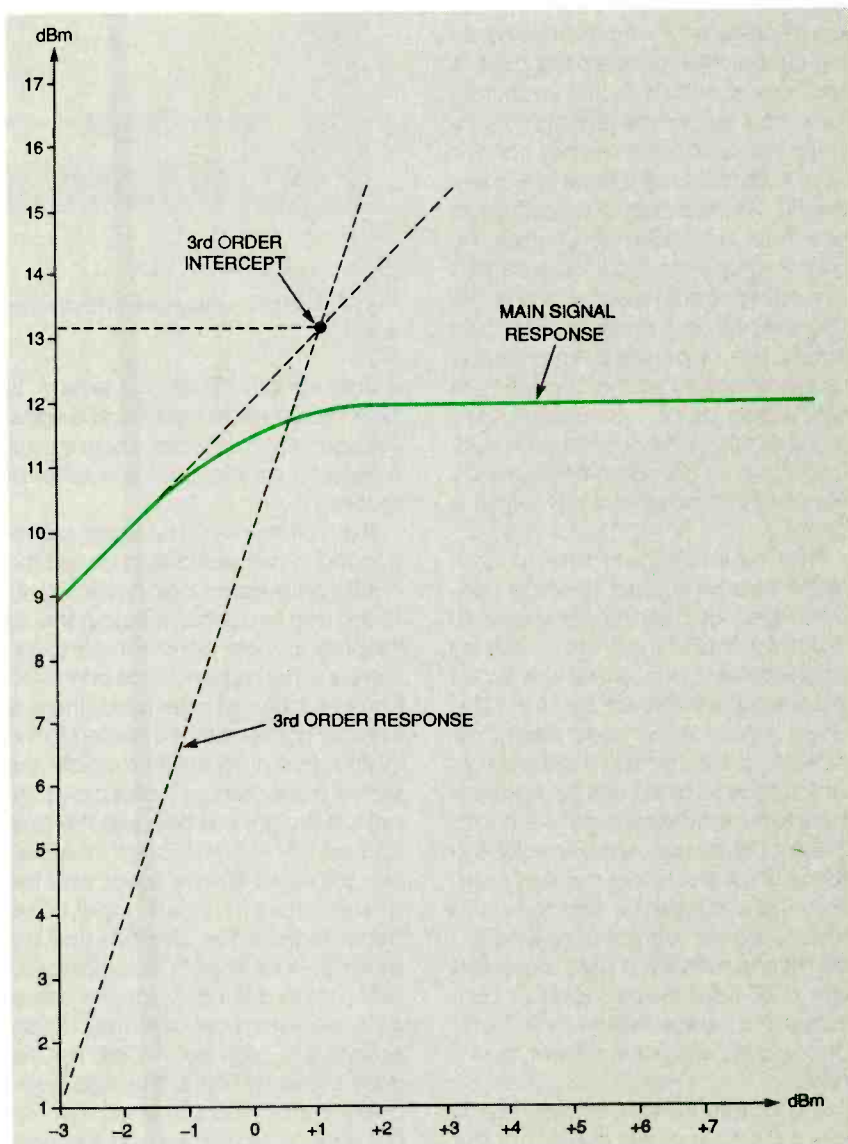


Fig. 6. The point at which the gain slope for the 3rd-order IMP signal crosses the gain slope of the fundamental signal is called the 3rd-order intercept point. Anything over 10 dBm is considered superb performance.

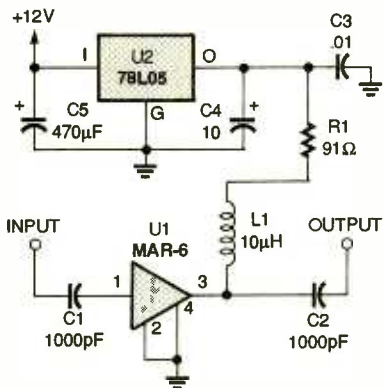


Fig. 7. Here's the schematic for a practical MAR-x circuit. Although specifically designed for the MAR-6, it can be easily adapted for use with any device in the series.

are summarized in Table 1. DC operating conditions (V1, maximum operating current, typical operating current, etc.) are specified by the manufacturer and are simple enough to understand. Gain, on the other hand, is usually specified at different frequencies in very wideband amplifiers, so one must be aware of whether the gain is proper for your application's operating frequencies by noting the frequencies and its associated gain figure. The upper frequency limit is usually specified as the frequency at which gain drops -3 dB compared to either the low frequency gain, mid-band gain, or gain at some reference frequency (it helps to know which is used!).

The minimum guaranteed gain might also be subject to some condition such as a maximum temperature that is less than the "survival" temperature given elsewhere in the specification sheet. For the MAR-x devices, a note in the spec sheet indicates that the minimum gain is that which is found at the highest frequency over the entire temperature range.

Signal levels are usually specified in terms of power, using decibel notation. The unit "dBm" is standard, and means power decibels in which 0 dBm is one milliwatt (1 mW) dissipated into a 50-ohm resistive load (+ dBm values are powers higher than 1 mW, and - dBm are powers lower than 1 mW).

The maximum input signal level is the largest sustained signal that the device can safely handle. The MAR-1 device will sustain input signals up to +10 dBm, while the others in the series

Fig. 8. If you want to build the circuit in Fig. 7 using a PC board, here is an appropriate pattern.

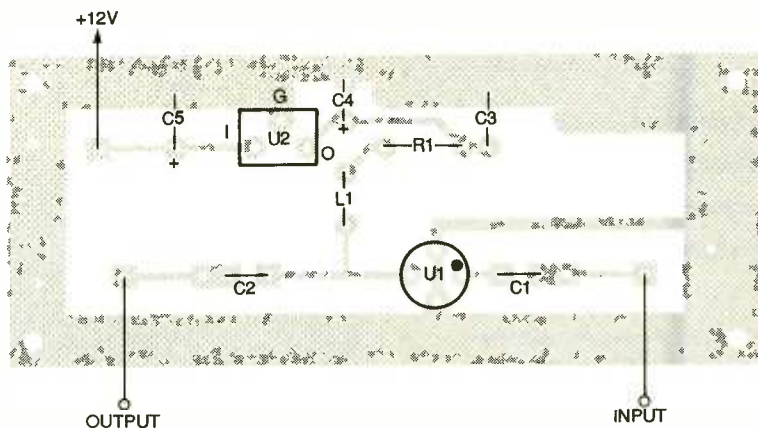
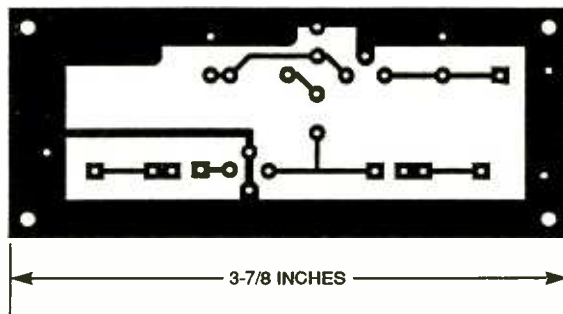


Fig. 9. Use this parts-placement diagram when mounting the components on the PC board.

sustain up to +15 dBm. A level +15 dBm into 50-ohms represents a signal voltage of 31.6 millivolts, which is pretty high for an RF signal in a receiver system.

The maximum output signal power is found in a specification called the "1-dB compression point" (see Fig. 4). At any one frequency, the gain should theoretically be constant. Although there is some dependence on the DC power-supply voltage used, there is another problem that is related to the input-signal drive level. Normally, the plot of power output versus power input is a straight line because the gain is constant. At some point, however, the gain is no longer linear, and the power-output vs. power-input curve departs from the straight line, as shown in Fig. 4. The "1-dB compression point" is the point at which the actual gain departs from the theoretical straight-line gain by -1 dB. For the case shown in Fig. 3, the 1-dB compression point occurs when the output signal is 16.25 dBm and the input power is +4.25 dBm.

The dynamic range of the device is seen in a specification called the

"Third-Order Intercept Point." All amplifiers produce some distortion of the input signal. That is seen in the fact that the output signal has more harmonic content than the input signal. If an amplifier is perfect (none are), then an input sinewave signal of frequency f would produce an output spectrum of f and only f . In real amplifiers, however, there will be harmonics present (f , $2f$, $3f$, and so forth). The harmonics are considerably lower in amplitude than the fundamental, and each higher harmonic is lower than the one before it. Thus, $2f$ has a lower amplitude than f , $3f$ is lower than $2f$, and so forth. In many practical cases, however, only the fundamental (f) and first harmonic ($2f$) are considered; the other harmonics are too low in amplitude to be of interest or concern.

As the input signal increases towards the 1-dB compression point, the distortion increases dramatically, as indicated by the sudden increase in harmonic content. A measure of that tendency is taken by applying a two-tone signal to the amplifier, and not-

(Continued on page 93)



Give a Friend a Year of Electronics Fun this Christmas...

Does fighting the crowds at Christmas short-circuit your holiday fun? Don't blow a fuse this year...for the friend who shares your love of project-oriented electronics — or a youngster who may need only a spark to ignite a life-long interest — give a gift subscription to Popular Electronics.

Popular Electronics readers get the know how they need to build exciting, educational, and useful projects like these...a professional-quality home-security system...an autoranging frequency counter...a nine-band shortwave receiver...a radio-controlled car...a telephone scrambler...an aviation receiver...and even a robot!

PLUS...Gizmo, our honest and straight-shooting review of the latest consumer-electronics gear...Market Center, featuring mail-order merchants that are ready to help you in all your hobby activities...articles and columns covering every aspect of the electronics hobby — including antique radio, shortwave listening, ham radio, computers, scanners, circuit design, and more!

SAVE MONEY... A great gift to receive, Popular Electronics is also a great gift for *you* to give! The Special Holiday Rate saves you \$25.05* off the newsstand price on each gift. You can save another \$25.05* when you start or extend your own subscription at the same time. It's our "thank-you" for sharing Popular Electronics with a friend at Christmas.

Send no money, unless you prefer. We'll be glad to bill you in January, 1996. Just take a brief moment to go over your gift list and make sure you haven't forgotten anyone who might appreciate the many benefits of Popular Electronics. Then write the names on the attached Gift Certificate and mail it back in the postage-paid reply envelope...we'll take it from there!

Your friends will receive a handsome gift announcement card signed with your name just before Christmas. And all through the new year they'll remember and appreciate your thoughtful gift! So don't blow a fuse...take it easy and enjoy the holidays. Give Christmas gifts of Popular Electronics!

Popular Electronics[®]

*Basic sub rate—1 yr/\$21.95

Are we alone? In this immense universe, with its billions of galaxies, each having billions of suns, could ours be the only solar system containing intelligent life? Speculation that there might be other worlds similar to ours certainly isn't new; the ancient Chinese and Greeks, for example, both pondered upon the idea. But what about scientific attempts to answer the question?

As part of our quest for knowledge, we have been observing the stars, first by eye alone and later with optical, infrared, and radio telescopes. But for centuries it looked as though there


Is there intelligent life in the universe beyond Earth? Here's what scientists are doing to answer that question—and how you can take part in the research!

BY KARL T. THURBER

would never be a way of telling whether we on Earth are unique. Then, around 1960, all that changed with the introduction of a new strategy.

That strategy is SETI, the Search for Extraterrestrial Intelligence. It consists of the use of radio telescopes to detect electromagnetic (EM) signals of potentially intelligent origin from beyond the earth. Both an experimental science and a systematic process, SETI is an effort to find evidence of technological civilizations that might exist elsewhere. From a practical standpoint, SETI is limited to our

The Search For Extraterrestrial Intelligence





own galaxy, the Milky Way—all other stars are much farther away, and their radiation is much weaker.

The vast majority of SETI projects involve listening for signals in the microwave region, although some visible-optical SETI is conducted in the visible and near-infrared parts of the spectrum. One project, for example, searches for very short-pulse optical beacons from possible extraterrestrial intelligences (ETIs); one problem with that approach is distinguishing such pulses from pulsar-type stars.

A Brief History of SETI. SETI began more than three decades ago when scientists began to “listen in” at frequencies thought most likely to reveal the presence of signals produced by artificial means. We can define the modern SETI era as beginning in 1959, when Cornell University physicists Giuseppe Cocconi and Philip Morrison published an article in *Nature* magazine in which they pointed out the potential for using microwave radio for interstellar communication.

The first actual microwave SETI program was Project Ozma. That was run by SETI pioneer Dr. Frank Drake from the National Radio Astronomy Observatory (NRAO) at Green Bank, WV, in 1960. For two months in the spring of that year Drake aimed the 26-meter Green Bank radio telescope in the direction of two nearby Sun-like stars, Epsilon Eridani and Tau Ceti, which Cocconi and Morrison had suggested as possible targets.

Drake’s receiver, which had a single tunable channel with a 100-Hz bandwidth, was tuned to the 1420-MHz (21 centimeter) hydrogen line. While Drake didn’t detect any extraterrestrial signals, Project Ozma spurred the interest of others in the astronomical community, most immediately the Soviets, who initiated a number of large-scale SETI programs of their own.

In fact, in the 1960s, with the Cold War at its peak, the Soviet Union dominated SETI and it frequently adopted bold, massive, military-like search strategies. Rather than searching the

vicinities of nearby stars, the Soviets used essentially omnidirectional antennas to observe large chunks of sky. They counted on the existence of at least a few very advanced civilizations capable of radiating enormous amounts of power.


Back in the United States, at the beginning of the 1970s, NASA's Ames Research Center in Mountain View, California considered the technology required for an effective search. In 1971, a team of outside experts produced a comprehensive study for NASA. It was Project Cyclops, named after the mythical one-eyed giant.

The Cyclops report analyzed SETI science and technology issues that are the foundation upon which much subsequent SETI work is based. The objective was to assess what would be required in hardware, manpower, time, and funding for a realistic SETI effort, using present or near-term future technology.

As the perception grew that SETI had a reasonable prospect for success, Americans began again to search. During the 1970s, many radio astronomers started SETI projects, mostly using existing antennas and receivers. Some of those efforts, using improved technology, have continued to the present day.

By the late-1970s, serious SETI programs had been established at NASA's Ames Research Center and at the Jet Propulsion Laboratory (JPL) in Pasadena. Those groups arrived at a dual search strategy for large-scale SETI. Ames proposed to examine 1000 Sun-like stars in a targeted search that would be capable of detecting weak or sporadic signals. JPL would systematically sweep all directions in an all-sky survey. From those proposals, the systematic NASA High Resolution Microwave Survey (HRMS) search emerged in 1988. Then, on October 12, 1992, the 500th anniversary of Columbus' arrival in the New World, the observations began.

The HRMS program had two complementary components, a "Targeted Search" and an "All-Sky Survey." The Targeted Search was to have been the first high-sensitivity, wide-band search for carriers, pulses, and chirps from nearby stars, covering the lower 2 GHz of the microwave window. And if we guessed right as to which stars are likely candidates, the



Many of the billions of Sun-like stars in our Milky Way have their own sets of planets. Some might be closer in their characteristics to Saturn, shown here, but some could have characteristics like those of Earth.

Targeted Search would offer the greatest chance of immediate success.

The All-Sky Survey was to have been the first all-sky search over the entire 1- to 10-GHz earth-based radio window, making use of NASA's existing Deep Space Network (DSN). It would sweep the entire sky that can be seen from a given location; moderate size antennas and no special antenna tracking would be needed because the sky, rather than individual stars, would be surveyed.

HRMS was to be NASA's big 1990s SETI effort. But in the fall of 1993 (less than a year after HRMS was switched on), Congress eliminated the funding from NASA's budget, ostensibly owing to a lack of immediate results. Both the Targeted Search and the All-Sky Search efforts were "axed." With NASA no longer involved, SETI researchers and the public saw a greatly diminished chance to answer, within their lifetimes, the questions posed by SETI.

The SETI League, SETI Institute, Planetary Society, and other nonprofit, non-governmental organizations are now privatizing SETI. The Targeted Search component has become Project Phoenix under sponsorship of the SETI Institute, and the All-Sky Survey will start up in 1996 under the SETI League.

A Basis for SETI? Our Sun is just one of perhaps 400 billion stars in our galaxy. Although we can't detect planetary systems optically, they evidence themselves in other ways. Everywhere we have looked for planets, we've

found indications of their presence. In fact, planet formation probably is an essential process by which a rotating star dissipates some of its angular momentum.

Moreover, because there's no reason that the laws of physics or chemistry are different elsewhere, there might be billions of Earth-like planets circling sun-like stars. Most of those planets are older than the earth and so have had more time to spawn life. But have any evolved intelligent life? SETI hopes to answer that crucial question.

Data from space probes seems to rule out advanced life on the other planets in our solar system. But what about life beyond our own solar system? If solar systems can condense out of the interstellar medium, then the chemicals of life might be found on countless planets in those other systems. In fact, over the past 50 years, scientists have developed a theory of cosmic evolution that predicts that life is a natural phenomenon likely to develop on planets with suitable conditions.

The Drake Equation. Arguments that the universe is teeming with life have received increasing support in the 34 years since they were first stated by noted astronomer and astrophysicist Dr. Frank Drake. While not every scientist thinks that intelligence is widespread in the Milky Way, many of them feel that there could be civilizations out there with detectable transmissions.

A mathematical attempt has been made at estimating the number of such civilizations in the Milky Way galaxy. The result is the Drake, or Green Bank, Equation, which was devised by Drake in 1961 when he was at the NRAO. The equation rests on the basic assumption that life occurs only on planets that are fairly similar to the earth, and it applies solely to our own galaxy. Drake's equation expresses mathematically the relationship of seven hotly debated independent variables. Here's the equation:

$$N = R_s \times f_p \times n_e \times f_l \times f_i \times f_c \times L$$

Where N is the number of civilizations in the Milky Way galaxy whose signals are detectable; R_s is the rate of formation of stars suitable for the development of intelligent life; f_p is the fraction

of those stars with planetary systems; n_p is the number of planets, per solar system, with an environment suitable for life; f_l is the fraction of suitable planets on which life actually appears; f_i is the fraction of life-bearing planets on which intelligent life emerges; f_c is the fraction of civilizations that develop a technology that releases detectable signs of their existence into space; and L is the length of time such civilizations release detectable signals into space.

Cranking in the seven variables, the number of civilizations whose signals are detectable might range from practically zero to a million or more, depending on the assumptions and variables used. Drake himself estimates there are perhaps 10,000 advanced civilizations in the Milky Way Galaxy that meet the criteria for detectable emissions.


Regardless of the numbers you use, the Drake Equation is an effective tool for helping us to understand that life as we know it is the end product of a natural, cosmic evolution, and also for making us realize how much we're part of the vast universe surrounding us. It also offers us hope that, given resources and time, the search ultimately could prove successful.

Interstellar Communications.

While space travel is difficult, communication through space is relatively easy. In fact, electromagnetic (EM) radiation is the best and perhaps the only chance we have at interstellar communication, considering the immense distances involved (for more information on EM radiation and the EM spectrum, see my article, "Radio Astronomy," in the October 1995 **Popular Electronics**).

Radio waves, and all electromagnetic radiation, travel at the speed of light—300,000 kilometers per second. That is the fastest velocity possible. Yet even Proxima Centauri, our closest neighbor, is far enough away that light takes about 4 years to make the trip. In contrast to the speed of light, the fastest space vehicle we have available travels at a mere 25,000 miles per hour, making that quite a long trip.

While we don't know for sure that all species eventually develop EM communication, surely at least some do. Radio communication is cheap, quick, and easy to set up and learn.



Ohio State University's Big Ear radiotelescope consists of two large reflectors, each about 100-feet high by 300-feet wide. One is a fixed parabolic reflector, shown here, and the other is a tiltable flat reflector.

And if we can figure it out, it's a good bet that technological civilizations more advanced than ours can do likewise.

The greatest barrier to interstellar communications is naturally occurring noise: galactic, cosmic, quantum, and synchrotron sources. Radio waves are the choice for communication because radio wavelengths are relatively free of the absorption and noise that plagues other areas of the spectrum. Radio, visible light, and near infrared are the only EM radiation able to penetrate the earth's atmosphere. Besides, radio is not as easily absorbed by interstellar gas and dust as are the other two, and the stars themselves generally are quiet (dim) in the radio wavelengths.

However, many astronomers and astrophysicists believe that the best ETI hunting ground is in the microwaves, especially the 1- to 10-GHz region, or 30 centimeters to 30 millimeters. That is among the quietest reaches of the spectrum—a "window" of minimum sky noise and least absorption of signals by the earth's atmosphere. Of the roughly 100 serious, scientific searches since Project Ozma in 1960, most have used microwaves.

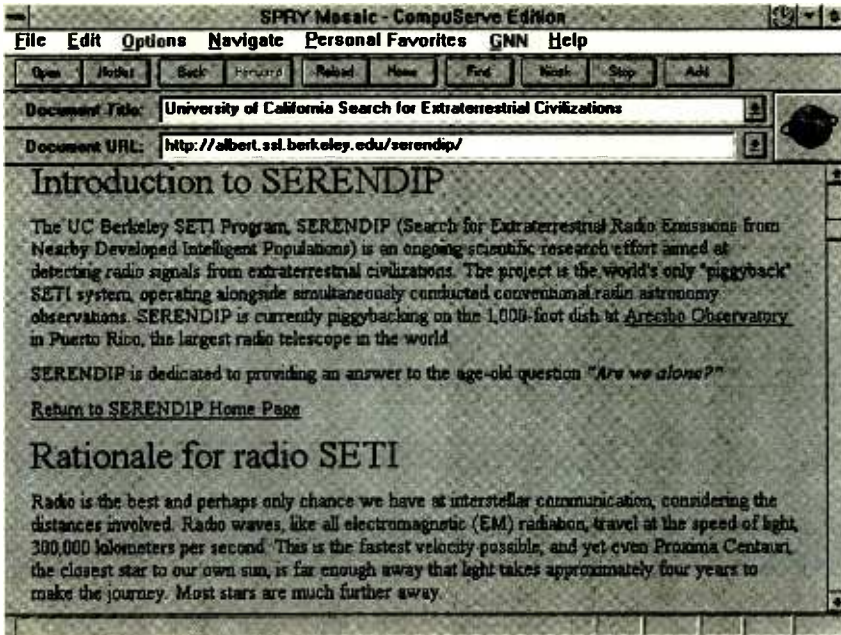
Most SETI scientists think we can narrow the search spectrum. The consensus is that the 18- to 21-cm region, or about 1.4 to 1.7 GHz, seems the most natural range to examine for signals from ETIs. Frequencies in that

"water-hole" region are also known as "magic" frequencies, and they are largely protected from interference by international agreement. The water-hole region gets its name from the two fragments (hydrogen and hydroxyl) of the water molecule that have "radio signatures" (radiation at specific frequencies) in that band.

Bernard Oliver, who headed NASA's SETI office, suggested scanning the region between the two markers, the hydrogen and hydroxyl lines, as a potentially universal communications band. In 1971 he coined the term for that proposed communications band. "Where shall we seek out our kind?" asked Oliver. His answer was simple: "At the water hole, where species have always gathered."

Now, surprisingly, the best approach to looking for ETI signals in those bands is *not* to use a broad, single-channel receiver that monitors the whole microwave range simultaneously. That's because ETIs would need truly immense power to create signals strong enough to be above the noise level on Earth. Any signals that get through would have to be concentrated in a very narrow band of frequencies, and a receiver used for SETI would therefore need to monitor a narrow band.

The use of ultranarrow bands of 1 to 10 Hz is desirable. But with such ultranarrow bands it would take much too long to use a single-channel receiver and scan the whole microwave



SERENDIP is the University of California at Berkeley's Space Sciences Lab SETI program. You can find out what's going on at the program by checking out the group's Web page, shown here.

range at each region of the sky. Far more preferable are multichannel receivers that can examine millions of channels at the same time. So, as you can see, searching the entire microwave range can be difficult. But there are still major projects working towards that goal.

Major SETI Projects. The world's longest-running SETI program, Big Ear, is part of the Ohio State University (OSU) Radio Observatory and was begun in 1973 using an eight-channel system. Using OSU's 110-meter telescope, the full-time OSU search is all-sky and now uses 50 channels; an improved SERENDIP III four-million-channel receiver is being installed (more on SERENDIP in a moment). OSU's search is run almost exclusively by volunteers and is funded by private donations.

The OSU telescope is the size of three football fields. It consists of two large reflectors, each 100 feet high by 300 feet wide. One is a fixed parabolic reflector and the other is a tiltable flat reflector. The reflectors are situated on opposite ends of a 300-by-600-foot-long aluminum ground plane. Dual feed horns are mounted between the reflectors on a railway that provides tracking.

OSU scientists have also worked on

an advanced system, Argus, which is named after the mythical, Greek, hundred-eyed monster that could watch all directions at once. Argus is a radically different radio telescope.

In contrast, most SETI work uses conventional dish antennas optimized for other purposes. A major deficiency is that they look in only one direction at a time, making the detection of transient signals unlikely and also possibly missing promising signals because of limited sky coverage. They also ignore most of the energy that impacts them, making them very inefficient.

The Argus array, sometimes called a "radio camera" because it forms an image of the whole sky at one time, consists of hundreds of very small, omnidirectional antennas arrayed over a large flat conducting surface. Those antennas conveniently use the existing OSU Big Ear antenna as the ground plane.

Argus would let radio astronomers have a more global view of the electromagnetic environment. They could detect suspicious signals, from whatever part of the galaxy, with Argus, then use Big Ear for detailed surveillance. A small, eight-element Argus prototype, operating at 162 MHz, already has been built.

Over at the University of California, Berkeley Space Science Lab scientists

have developed a SETI program: Search for Extraterrestrial Radio Emissions from Nearby Developed Intelligent Populations (SERENDIP). It began in 1979 using a 100-channel spectrum analyzer at the Hat Creek Observatory. SERENDIP instrumentation and software also have been used widely in other SETI projects.

SERENDIP is a unique "piggyback" SETI system, operating alongside simultaneously conducted conventional radio-astronomy observations to share telescope time. SERENDIP III currently uses the huge, 305-meter (1000-foot) dish at the Arecibo Observatory in Puerto Rico, which is the largest radio telescope in the world. That makes SERENDIP very cost effective and allows it to run full-time on Arecibo and other world-class radio telescopes.

Weekly, SERENDIP data is transferred via the Internet to the SERENDIP lab at Berkeley (see the "Selected Internet Points for SETI" box for more information on what SETI resources are on the Internet). There, researchers run the data through algorithms to reject radio-frequency interference (RFI) and detect signals that possibly are both artificial and extraterrestrial. Since 1979, SERENDIP has undergone a series of sequential improvements. SERENDIP II ran from 1986 to 1988 and was thousands of times more powerful than its predecessor.

SERENDIP III is the first megachannel, high-sensitivity search at UHF. The SERENDIP III spectrum analyzer examines 4.2 million channels every 1.7 seconds in a 12-MHz-wide band centered at 429 MHz. It's been operating in a sky-survey mode at Arecibo since April, 1992. Since then, it's logged more than 8000 hours of observation time and has probed over 70 trillion channels.

SERENDIP IV is due at Arecibo soon; it will be able to observe 167 million channels every 1.7 seconds. That will boost the project's number of channels observed per second by a factor of 40, and will be the most sensitive SETI receiver in the world.

The Arecibo project has observed over 92 percent of the visible sky at least once and has passed over 37 percent of the Arecibo sky at least 5 times. In its first 3 years, SERENDIP has probed more "search space" than all previous searches combined: some

RESOURCES FOR AMATEURS

Do you want to learn more about radio astronomy and SETI? Here are selected organizations and publications you can contact for more information.

The Astronomical Society of the Pacific (ASP) is a scientific and educational organization, founded in 1889, which links professional and amateur astronomers, educators, and laypeople. ASP is the largest general astronomy society in the world and welcomes anyone with an interest in astronomy. The Society publishes the bimonthly *Mercury* magazine, which features non-technical articles, and a refereed monthly technical journal, *Publications of the Astronomical Society of the Pacific*. For more information, contact the The Astronomical Society of the Pacific (330 Ashton Avenue, San Francisco, CA 94112; Tel. 415-337-1100).

The SETI Institute (2035 Landings Drive, Mountain View, CA 94043; Tel. 415-961-6633) is a nonprofit educational and scientific corporation that was founded in 1984. The Institute, which doesn't have a general public membership, serves as an institutional home for scientific and educational SETI projects. The largest research effort is Project Phoenix, the privately funded continuation of the Targeted-Search portion of NASA's HRMS.

The nonprofit Planetary Society was founded in 1980 to promote the exploration of our solar system (and others) and the search for ETI. The Society has over 100,000 members and is the largest non-governmental space organization in the world. It publishes *The Planetary Report* six times yearly and

Bioastronomy News four times a year. The Society is supporting several major SETI projects, META, BETA, and SERENDIP. The combination of those three projects makes for what it believes is the most dedicated and continuous search effort on earth. For more information contact the Planetary Society (65 North Catalina Avenue, Pasadena, CA 91106-2301; Tel. 818-793-5100).

The SETI League (P.O. Box 555, Little Ferry, NJ 07643; Tel. 800-TAU-SETI), founded in 1994, is a membership-supported, educational and scientific nonprofit corporation. The League publishes a quarterly newsletter, *SearchLites*. Their major effort is organizing and coordinating the efforts of experimenters interested in SETI and acting as an information clearinghouse. The League's All-Sky Survey will effectively continue the All-Sky Survey component of the canceled NASA HRMS.

If you're interested in hands-on radio astronomy, consider joining the Society of Amateur Radio Astronomers (SARA). The Society is inspired by the pioneering 1930s and 1940s work of amateur astronomer and amateur radio operator Grote Reber, W9GFZ.

SARA was organized in 1981 and has about 275 members worldwide. Though small, it probably is the largest amateur radio astronomy group in the world. Its members are involved in solar radio astronomy, sky surveys, and SETI experiments. SARA's yearly conference normally is held in June at the National Radio Astronomy Observatory (NRAO) in Green Bank, West Virginia. Membership includes a year's subscription

to the SARA Newsletter. For more information, contact SARA (c/o Vincent Caracci, 247 N. Linden St., Massapequa, NY 11758).

SETIQuest is a new publication for SETI professionals and serious amateurs. It's devoted to SETI and is a sort of digest of current experiments, projects, and techniques used by various individuals and organizations worldwide. The publication also reviews important SETI books and periodicals. Annual subscriptions (four issues) are \$29 and can be obtained by contacting *SETIQuest* Subscriptions (Helmets Publishing, P.O. Box 874, Peterborough, NH 03458-9989; Tel. 603-924-9631).

Signals is the official newsletter of the Ohio State University's radiotelescope, Big Ear. Produced more or less monthly, it describes current OSU projects and offers research updates, and also presents other articles of interest to the SETI enthusiast. Subscriptions are \$25 per year and are available from *Signals* Newsletter, NAAPO, Subscriptions (c/o Otterbein College, Department of Physics/Astronomy, Westerville, OH 43081; Tel. 614-823-1516).

Finally, if you want to pursue radio-astronomy projects such as the All-Sky Survey, a small Georgia firm offers most everything from radio telescopes to amplifiers, bandpass filters, feed horns, mixers, A/D converters, noise sources, software, and various "how to" publications. For a brochure on available parts and supplies, contact Jeff Lichtman (190 Jade Cove Drive, Roswell, GA 30075; Tel. 404-992-4959). ■

100 trillion radio channels, over one-third of the sky.

Now, as mentioned earlier, the demise of HRMS in 1993 almost killed American SETI. But the notable Project Phoenix was reborn from the ashes of HRMS and undertaken by the SETI Institute. Phoenix takes advantage of the technology developed by NASA to make a sensitive and thorough survey of nearby star systems.

The Phoenix search strategy is to scrutinize approximately 1000 sun-like stars less than 150 light-years away for candidate microwave signals, from about 1.2 to 3.0 GHz. The project relies on 10-MHz Multi-Channel Spectrum Analyzers (MCSAs).

The Phoenix project is different from other SETI efforts in several ways: Its approach is systematic; it places a premium on sensitivity to detect very weak signals; it can identify terrestrial-


based interference using a Follow Up Detection Device (FUDD) technique; it examines a broad range of frequencies (1.2 to 3.0 GHz), not just 18-21 cm; spectral resolution is high, typically 1 Hz; and it can detect a wide variety of signal types.

Phoenix seeks out both monochromatic carriers (continuous wave, or CW, signals), and intermittent carriers, called pulsed signals. Special FUDDs are used as a sort of verification system: the FUDDs makes use of a second, remotely located radio telescope, the tandem telescope being used to check for and screen out terrestrial interference.


In June, project scientists completed observations using a 64-meter dish at the Parkes Observatory in New South Wales, Australia. For 5 months, the Parkes antenna scanned the vicinities of nearby stars from a unique

Southern Hemisphere vantage point. The gear is being tested and upgraded, and will be moved to Arecibo, probably early in 1997. Because the project uses some of the largest radio-telescope antennas in the world, and because the receivers used are unequaled in terms of frequency coverage and signal-analyzing ability, the search promises to be the most comprehensive ever undertaken. Over the full 10 years of the project, about 1000 stars will have been targeted for a cost of about \$30 million.

Another organization, The Planetary Society, funds Project META, the Megachannel ExtraTerrestrial Assay, which began in 1985. It's the world's first megachannel and ultra-high-spectral-resolution search at preferred frequencies—one of the most thorough SETI efforts to date. The



Shown here are the SETI Institute's state-of-the-art signal-processing systems for Project Phoenix. The sophisticated analysis circuitry examines all receivable channels approximately once per second, searching for both steady signals and pulsed transmissions.



Project META is the world's first million-channel search. The northern sky component, shown here, is a 26-meter diameter antenna located at Oak Ridge, MA.

northern-sky-search component uses a 26-meter diameter antenna located at Oak Ridge, MA. It has 8,388,608 channels, plus another 1,048,576 redundant channels to check up on the main ones.

META searches the northern and southern skies for an intentional beacon carrier signal. META I, oper-

ated by Harvard University, slowly scans the northern sky—it takes about eight months to scan it completely. META II, operated by the Argentine Institute of Radio Astronomy since 1993, scans the southern skies using a 30-meter antenna. Both survey at the celebrated 21-cm wavelength and also at its "second harmonic" of 10.5 cm. The latter wavelength also is used in case alien beacon operators choose to keep the 21-cm wavelength clear for radio astronomy.

META is highly sensitive and discriminating. It also is well-matched to the expected properties of an ETI signal that might ultimately arrive on earth: a "narrowband carrier" with a changing, but predictable, "Doppler chirp signature."

A more powerful search tool will be Harvard's BETA, the Billion-channel ExtraTerrestrial Assay, which was due to go online in October 1995. It's a joint venture of the Planetary Society, NASA, and the Bosack/Kruger Foundation.

BETA not only will cover a much greater frequency range than META, but it also will cure META's inflexibility by having two beams viewing the sky. And BETA, like Phoenix, also uses a third terrestrial antenna to identify interference from earth-based sources. It's to be the first high-resolution, dual-

SELECTED INTERNET POINTS FOR SETI

The Internet is one of the most important astronomical resources; it links students, researchers, scientists and others. Here are the World-Wide Web URLs and e-mail addresses of selected SETI-related resources:

AstroWeb Consortium (European):
<http://vilspa.esa.es:80/astroweb/astronomy.html>
 e-mail: jdp@vilspa.esa.es

Astronomical Society of the Pacific:
<http://www.physics.sfsu.edu/asp/asp.html>
 e-mail: asp@stars.sfsu.edu

Ohio State University Radio Observatory:
<http://everest.eng.ohio-state.edu/klein/ro/>
 e-mail: klein@ee.eng.ohio-state.edu

The Planetary Society:
<http://wea.mankato.mn.us:80/tps/>
 e-mail: tps@genie.geis.com

Robert Lentz's Astro Resources (Northwestern University):
<http://www.astro.nwu.edu:80/lentz/astro/home-astro.html>
 e-mail: lentz@rossi.astro.nwu.edu

The SETI Institute:
<http://www.seti-inst.edu/>
 e-mail: web@www.seti-inst.edu

The SETI League:
<http://seti1.setileague.org/homepg.html>
 e-mail: info@setileague.org

SERENDIP/University of California at Berkeley:
<http://albert.ssl.berkeley.edu/serendip/>
 e-mail: sereninfo@ssl.berkeley.edu

STScI Astronomical Internet Resources:
<http://marvel.stsci.edu/resources.html>
 e-mail: astroweb@nrao.edu

WebStars: Astrophysics in Cyberspace:
<http://guinan.gsfc.nasa.gov>
 e-mail: StarTraxhelp@athena.gsfc.nasa.gov

beam, three-antenna search that combines all-sky survey coverage with the spectral resolution of a targeted search. Equipment based on the more advanced SERENDIP IV design and architecture will be used.

BETA, which will replace the current system at Harvard, will increase META's search capability by a factor of 1000. It will be able to analyze 240 million channels simultaneously, reportedly making it the world's "largest" radio receiver.

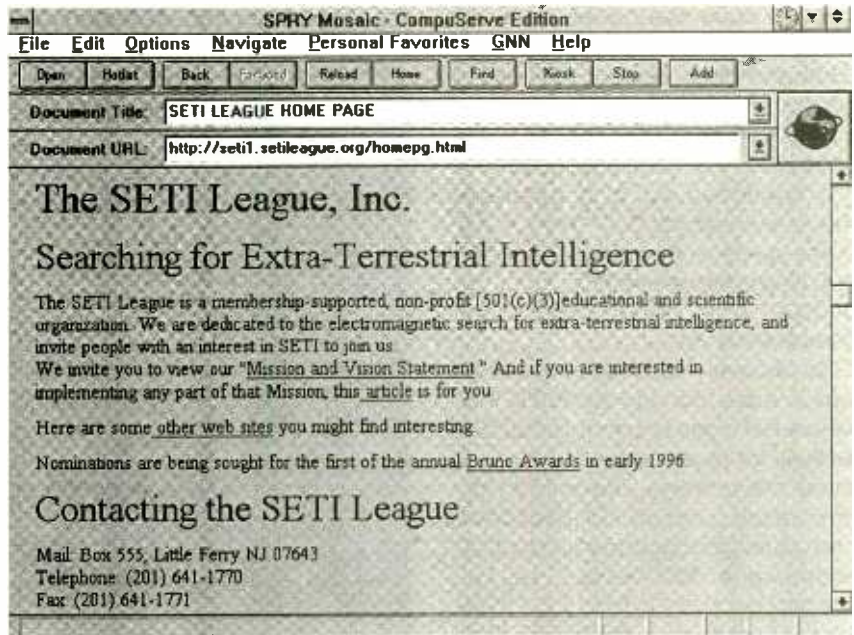
What Have We Found? Of the more than 100 searches that have been conducted to date, have any found something? The answer is no. Unfortunately, no one as yet has produced a single verified and convincing signal of intelligent extraterrestrial origin. That supposed "lack of progress" resulted in NASA's congressionally directed termination of HRMS.

There have, however, been a number of "false starts" (highly suspicious beeps and blips) over the years, including some strong sources clustered near the plane of the Milky Way. For example, at OSU there was the famous "Wow!" signal found in 1977, named from the observer's written comments in the margin of a computer printout when he noticed a highly suspect signal. The strong, apparently extraterrestrial 1420-MHz signal was only detected once, despite extensive searching. Its source never has been discovered.

There also have been other, less-famous false starts. Most of those unexplained, transient signals have mostly been narrowband pulses lasting less than 10 seconds. There have been thousands of such signals from all over the sky, but not from precisely the same direction more than once. Their origin is unknown, but some suspect that the signals could be terrestrial interference or some sort of previously unknown astrophysical phenomenon.

Still, some searches have found unexplained signals that appear to be more than just false starts. Because data collected often was processed long after the observations, candidate signals couldn't be checked to see if they were extraterrestrial. Subsequent observations conducted days to months after the original observations have never found any of the signals. New SETI experiments such as Phoenix and BETA will be able to test candidate signals immediately: to be absolutely sure that a signal is from another civilization, it must be independently verified and shown to originate from beyond the Solar System.

Scientists are learning that SETI simply isn't the kind of science that produces immediate results. All searches so far have been very limited in one way or another. The searches faced limitations in sensitivity, frequency coverage, the types of signals they



The SETI League has announced an All-Sky Survey that will effectively continue the All-Sky Survey component of the NASA HRMS. The League is well represented on the Internet with their Web page, shown here.

could detect, and the number of stars or the directions of the sky that were observed. They also generally used equipment designed for other purposes. Still, SETI pioneer Drake believes we will detect an ETI signal by the year 2000.

So far, we have surveyed several thousand stars, for brief periods of time, at limited frequencies. But with an estimated 400 hundred billion stars in our galaxy, and perhaps 100 billion other galaxies, we have a long way to go before we can start drawing conclusions. In fact, we haven't really started yet.

What if We're Successful? If a suspicious signal is detected, that might suggest ETI but it's not of itself conclusive. To confirm that a signal is from another civilization, and not really from a satellite or terrestrial source, the signal must repeat and display constant sidereal coordinates, and at least two different observatories must be able to receive and follow up on the signal. As part of the confirmation and verification process, scientists will contact other observatories to investigate candidate signals using their own equipment and techniques.

Once a signal is confirmed to be of extraterrestrial intelligent origin, it's expected that the discovery will be announced quickly and widely. A

"Declaration of Principles Concerning Activities Following the Detection of Extraterrestrial Intelligence," endorsed by six international space organizations, addresses how to make such a portentous announcement. The private SETI Institute also has a similar plan for a signal detection.

The signal would then have to be examined carefully. Periodic Doppler variations in the signal's frequency would have to be considered, as would the type of binary or analog information or modulation contained in the signal's bandwidth. We then would have to interpret what information is present, which could be a lengthy task with ultranarrow bandwidth signals having very low data rates.

If the signal is intentional, it probably will be fairly easy to decode: to send or receive an interstellar signal, a civilization must understand basic science and math. Hence, a message probably would use a language based on universal mathematical and physical principles. Of course, an advanced society's transmissions might not be understandable to us. Signals they use for their own purposes could be especially difficult to understand, and might have no detectable message content.

But would we derive a practical benefit from SETI? Probably not from

two-way interactive communications: the light-years of separation between Earth and other possible civilizations prohibit that. But, consider what we might learn from and about them if we're able to decode the signal. And, if a confirmed signal is received, should we respond to it? That is a big policy question that could have far-reaching consequences for many aspects of both present and future human existence.

No discovery could stir one's imagination more than the revelation that we are not alone and that beings potentially far more advanced than us share the universe. The impact on how we see ourselves, our philosophy, and our religious beliefs would be truly enormous. In fact, it could be the greatest discovery in history. But even if our SETI efforts do nothing more than determine that a signal exists—and thereby show that we are not alone—the effect will be profound.

But what if no signal is ever detected? Even if the search doesn't ferret out a signal from a distant civilization, the effort likely will provide many benefits to society. The technology developed to search for faint signals from distant planets could be applied to practical problems in any number of important scientific areas. And bear in mind that no search ever will establish that extraterrestrial intelligence *doesn't* exist, just that we haven't found it.

What About Sending Signals?

Current and projected SETI projects only listen for signals, they don't send them. However, since the early part of this century, humans have been unintentionally sending signals into space—radio, television, radar, and other transmissions. Already, our early TV transmissions have traveled over 50 light-years. Consider what ETIs could learn about us if they were able to receive our radio and TV signals!

Still, a few symbolic, intentional messages have been sent. One, sent in 1974 from Arecibo by Frank Drake and Carl Sagan, was a simple picture describing our solar system, elements important for life, the structure of the DNA molecule, and the form of a human being. The message was transmitted in the direction of the globular star cluster Messier 13, about 25,000 light-years away.

FURTHER READING

Journal and Magazine Articles

- Barnes-Svarney, Patricia. "Still Listening: Congress May Have Canceled NASA's Calling Card, but SETI Survives." *Ad Astra*, September 1994, p. 46.
- Bitta, Julie. "The Forbes Four Hundred and the Little Green Men." *Forbes*, October 17, 1994, p. 49.
- Bond, Bruce. "100 Years on Mars Hill." *Astronomy*, June 1994, p. 28.
- Bunge, Robert. "Big Ears." *Astronomy*, August 1994, p. 34.
- Gribbin, J. "Is Anyone Out There?" *New Scientist*, May 25, 1991.
- Jones, Barrie. "SETI: The Search for Extraterrestrial Intelligence." *Physics Education*, January 1991, p. 52.
- Kellerman, Kenneth I. "Radio Astronomy: The Next Decade." *Sky & Telescope*, September 1991, p. 247.
- Kellerman, Kenneth I. and David S. Heeschen. "Radioastronomy in the 1990s." *Physics Today*, April 1991, p. 40.
- Lemonick, Michael D. and J. Madeleine Nash. "Unraveling Universe." *Time*, March 6, 1995, p. 76.
- Reichardt, Tony. "Static on the Line: SETI Turns On, Tunes, In, and Looks Out." *Final Frontier*, June 1994, p. 48.
- Sinnott, Roger W. "Discover the Radio Sky." *Sky & Telescope*, January 1995, p. 94.
- Welsh, Robert, N3RW. "Radio Astronomy and the Radio Amateur." *QST*, July 1995, p. 46.

Books

- Ashpole, Edward. *The Search for Extraterrestrial Intelligence*. Blandford Press, 1990.
- Bova, Ben, and Byron Preiss, eds. *First Contact: The Search for Extraterrestrial Intelligence*. New American Library (NAL)/Penguin Books, 1990. Also a Plume Book paperback, 1991.
- Curtis, Anthony R. *The Outer Space Frequency Directory*. Tiare Publications, 1995.
- Davoust, E. *The Cosmic Water Hole*. MIT Press, 1991.
- Drake, Frank and D. Sobel. *Is Anyone Out There? The Scientific Search for Extraterrestrial Intelligence*. Delacorte Press, 1992.
- Goldsmith, D. and T. Owen. *The Search for Life in the Universe*. Second edition, Addison Wesley, 1992.
- Guthke, K. *The Last Frontier: Imaging Other Worlds*. Cornell University Press, 1990.
- Kraus, John D. *Big Ear Two*. Cygnus-Quasar, 1995.
- Kraus, John D. *Radio Astronomy*. Second edition, Cygnus-Quasar, 1986.
- Sagan, Carl. *Pale Blue Dot: A Vision of the Human Future in Space*. Random House, 1994.
- Swift, D. *SETI Pioneers*. University of Arizona Press, 1990.
- White, Frank. *The SETI Factor*. Walker and Company, 1990.

What You Can Do for SETI. Radio amateurs and microwave experimenters could play a pivotal role in SETI. On the horizon is the SETI League All-Sky Survey that will effectively continue the All-Sky Survey component of the canceled NASA HRMS.

The SETI League plans to conduct a thorough survey of the entire sky in the water-hole region, between 1.4 and 1.7 GHz. The search is to be kicked off on Earth Day, April 20, 1996, and it will involve thousands of radio amateurs, microwave hobbyists, and digital-signal-processing (DSP) experimenters.

As we've seen, the water hole extends from roughly 1420 to 1660 MHz, a bandwidth of 240 MHz. Monitoring it at a 10-Hz resolution, there are 24 million channels to scan. While much "professional" SETI research has been devoted to developing megachannel, real-time spectrum analyzers, the band also can be approached as a DSP project, one in a technological area that amateur-radio operators

recently have embraced. A coordinated effort of more than 5500 participants will be required.

An all-sky survey makes no assumptions as to the direction to explore; it sweeps the entire sky that can be seen from a given location. No antenna tracking is required, because it is the sky, rather than individual stars, that's being surveyed. That means that antennas can be in a "virtual transit-mount mode," aimed due south, letting the earth turn them, varying only their elevation. And because large antennas have a narrow beamwidth, the sky survey actually is better performed with dishes of modest size.


According to Dr. H. Paul Shuch, N6TX, Executive Director of the League, that approach is ideally suited to the broad-based community of radio amateurs and microwave experimenters. Shuch notes that the average ham moon-bounce or TVRO dish has a beamwidth on the order of

(Continued on page 94)

Analyzing AC Circuits

BY JAMES E. TARCHINSKI

If you're new to electronics, or just want to brush up on your knowledge of AC circuits, this tutorial's for you.



In the recent blockbuster movie *Speed*, the heroine states that driving a huge passenger-laden bus is just like driving a Pinto—only bigger. A similar statement could be made about solving alternating current (AC) electrical circuits: It's just like solving direct current circuits—only more difficult. Actually, difficult is the wrong word. Let's just say it is more "complex."

To solve AC circuits, engineers and mathematicians generally use a technique called complex analysis. That method uses some very special properties of what are known as complex numbers to simplify an otherwise difficult task. Prior to the development of that technique, AC circuits were solved by using calculus and differential equations. However, that was a laborious process, and very prone to human error because of the difficult calculations involved. The process is greatly simplified by the use of complex numbers.

In this article, we'll look at that easier method of solving AC circuits—by using complex numbers. For starters, though, let's examine how to solve DC circuits, as the basic techniques used there are also used in AC circuits.

Solving DC Networks. In this article we will solve circuit problems by using repeated applications of Ohm's Law. We can "make do" with that law because all of the problems have been designed to be relatively simple. More

complicated circuits, such as those containing multiple voltage or current sources, will require more detailed solution methods.

Other analysis techniques, such as nodal analysis or the superposition theorem, can handle any class of problem—even those with multiple sources. If you are already familiar with those methods for DC circuit analysis, after reading this article you should be able to apply complex analysis procedures to them. Hence, you will be able to solve AC circuits using the same basic steps you now use for DC networks. The steps are the same, only the type of numbers used will need to change.

The simple DC circuit shown in Fig. 1A contains a single voltage source driving a total of three resistors, one in series with a pair connected in parallel. Our goal for this example is to find the amount of current flowing through R1.

Because of the simple nature of the circuit, it might be tempting for some readers to solve this problem "in their heads." However, our ultimate goal is to derive a process we can use for AC computations as well, so we'll look at each step of the solution in detail.

To solve the problem with Ohm's Law, use the following procedure: First, calculate the total current supplied by the source, V_1 . Next, determine how much of the supplied 9 volts are dropped by R3 and by the R1 and R2 parallel combination. And finally,

knowing the voltage across the R1/R2 pair, calculate the amount of current flowing through resistor R1.

In parallel, the total resistance produced by R1 and R2, which we will call R_p can be found by the following formula:

$$R_p = (R1R2)/(R1 + R2) = (12 \times 24)/(12 + 24) = 288/36 = 8 \text{ ohms}$$

The total resistance in the circuit is now the combination of resistors R3 and R_p in series. The total resistance, which we'll call R_t , would then be

$$R_t = R3 + R_p = 10 + 8 = 18 \text{ ohms}$$

We now have a nine-volt source driving the equivalent resistance of 18 ohms. Hence, by direct application of Ohm's Law, the total current generated by the supply (and called I_t), would be:

$$I_t = V_t/R_t = 9/18 = 0.5 \text{ ampere}$$

The circuit has now been reduced to its simplest equivalent form: one voltage source in series with one resistor. From that we were able to determine the total amount of current flowing in the network, 0.5 amperes. Now we can use that information to work our way "back up" the equivalent circuit shown in Fig. 1B. Knowing that there is half an ampere of current flowing through R3, its voltage (V_3) drop must be:

$$V_3 = R3I_t = (10 \times 0.5) = 5 \text{ volts}$$

If 5 volts is dropped by R3, then the R1/R2 pair must drop

$$V_1 = V_2 = V_T - V_3 = 9 - 5 = 4 \text{ volts}$$

We're almost there. Resistor R1 has a value of 12 ohms, and a voltage drop, V_T , (not to be confused with V1, which is the voltage source) of 4 volts. Hence, by Ohm's Law the current through it (I_1) must be:

$$I_1 = V_T/R1 = 4/12 = 0.333 \text{ ampere} \\ = 333 \text{ milliamperes}$$

And at last we have our answer: There is 333 mA of current flowing through resistor R1 of the circuit of Fig. 1A.

The Sinewave. Now it's time to change gears a little bit. We've just seen how to solve a simple DC circuit using only Ohm's Law, along with a few basic properties of how resistors behave when they are placed in series and parallel. Now it's time to look at how AC circuits are different than their DC counterparts.

The main difference is that voltages and currents in an AC circuit are constantly changing. Luckily, they always change in the same manner, following a standard sinusoid curve as shown in Fig. 2. Starting at a value of zero at time $t = 0$, the sinewave increases in amplitude until it reaches a maximum. Then the signal starts to fall off, again crossing zero, and then plunging to a maximum negative value, and then again increasing until it returns to a value of zero. That up-and-down process is known as one cycle of the sinewave.

A total of three parameters completely describe a sinewave. Let's now look at each:

Frequency: The frequency of a wave is the number of cycles that are completed by the wave in one second. It is the inverse of the period of a sinewave, which is the length of time between any two corresponding points on contiguous waves. For example, if a wave reached a maximum positive value at time $t = 0.01$ seconds and again at $t = 0.03$ seconds, it would have a period of 0.02 seconds. Because frequency is the inverse of period, the wave would have a frequency of $1/0.02$ seconds or 50 Hz.

Amplitude (or Magnitude): Amplitude is the maximum positive value the wave obtains. The sinewave shown in Fig. 2 has a magnitude of ten. It is possible for a sinewave to be offset by some value, so that its max-

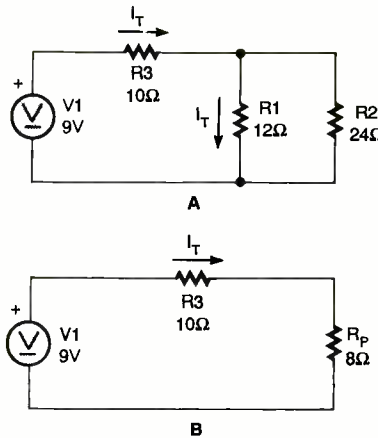


Fig. 1. Here's a simple DC circuit that shows how Ohm's law can be used to solve for the current through a given component.

imum positive value is different than its maximum (lowest) negative value. In this article we will only deal with sinewaves that are centered about the x-axis, so that the two "maximums" will always be the same.

Phase angle: This is the most difficult of the three parameters that define a sinewave. It is a measure of how "early" or "late" one sinewave is when compared to another. If you compare the two sinewaves shown in Fig. 3, you'll see that they have different amplitudes but the same frequency, and that one of them starts its increase about 60 degrees after the other. That wave is said to "lag" the other by 60 degrees, and therefore has a phase angle of -60 degrees.

Looking at the above three parameters from a mathematical perspec-

tive, the standard equation for a sinewave is:

$$x(t) = M\sin(360^\circ ft + \phi) \quad [\text{Eq. 1}]$$

where t is the time in seconds, $x(t)$ is the wave's magnitude at time t , f is the wave's frequency in Hertz, M is its magnitude, and ϕ is its phase angle.

The constant value of 360 in Eq. 1 is needed to make certain that both terms inside the equation's parentheses are represented in degrees, so that they can be added together and correctly interpreted by a calculator. For example, suppose we have a sinusoidal voltage with the three parameters: $f = 128$ Hz, $M = 36$ volts, and $\phi = -72$ degrees. To find the voltage of that wave at any particular time, such as $t = 0.2$ seconds, we simply need to insert that information into the form of Eq. 1. We get:

$$x(t) = 36\sin(360^\circ(128)t - 72^\circ) \\ x(0.2) = 36\sin((360^\circ)(128)(0.2) - 72^\circ) \\ x(0.2) = 36\sin(9216^\circ - 72^\circ) \\ x(0.2) = 36\sin(9144^\circ) \\ x(0.2) = 36(0.58778) \\ x(0.2) = 21.16$$

Hence, we see that at time $t = 0.2$ seconds the voltage would be a positive 21.16 volts.

When solving AC networks, it's very difficult to perform calculations when all the currents and voltages have the form shown in Eq. 1. When a sinusoidal voltage is divided by a sinusoid current, for instance, the result is something related to the circuit's impedance. The trouble is that dividing one

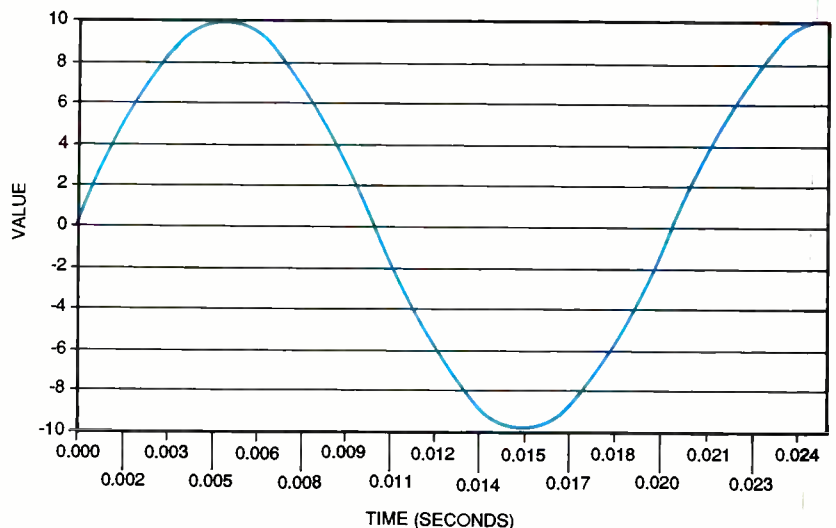


Fig. 2. A sinewave is the basic waveform for both voltages and currents in an AC circuit.

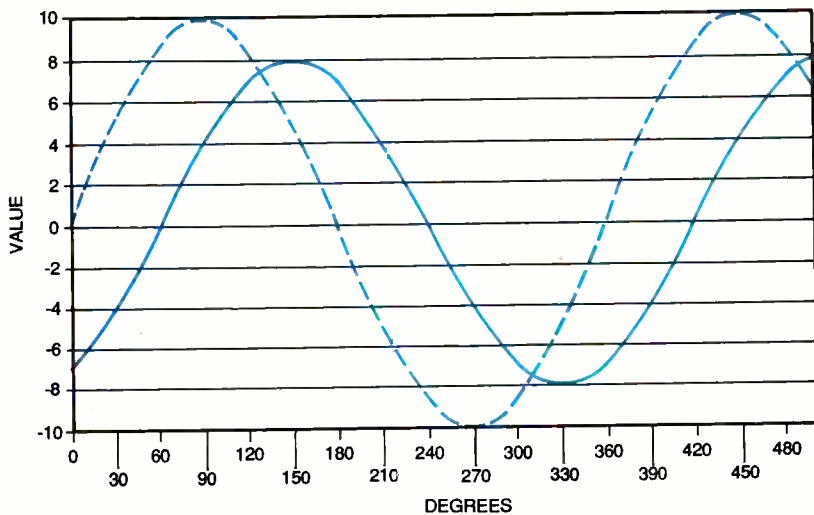


Fig. 3. Here are two sinewaves: both have the same frequency, but one "lags" the other by 60 degrees.

trigonometric equation by another is no simple task, and the equations are very difficult to solve.

Complex analysis is a technique that reduces the problem's difficulty. By using complex numbers, all the difficult trigonometric functions are hidden from view, and a solution can be obtained without the use of calculus or differential equations. So now let's turn to complex numbers—what they are and how they are used.

Complex Numbers. In this section we'll introduce the concept of complex numbers and present two different formats that they can be written in. For some readers this might be one of the most difficult sections of the entire article. If you fall into that category, don't worry. A complete understanding of this section is not required to actually use complex numbers to solve AC circuits.

So what exactly does a complex number look like? Well here are three examples of complex numbers:

$$\begin{aligned} &6 + j3 \\ &-1.3 - j2.61 \\ &+ j4.5 \text{ (which could also be written} \\ &\text{as } 0 + j4.5) \end{aligned}$$

As you can see, a complex number contains two numerical components, which are called a real part and an imaginary part, respectively (because of the imaginary part, complex numbers are sometimes called imaginary numbers). By convention, the real part is usually written first, fol-

lowed by the imaginary part, which is signified by the label "j" (imaginary parts of numbers are also labeled "i" in some sciences, but not in electronics where that letter can be mistaken for current). It is unfortunate that history selected those names, because the word "imaginary" tends to make the subject sound more difficult than it is in reality. Better names might have been a horizontal part and a vertical part. The reason for that is easy to see if you look at Fig. 4.

Figure 4 shows what is called the complex plane—every complex number is located somewhere on it. The first term in the pair tells how many spaces right (for positive terms) or left (for negative terms) from the origin you must move to get to a particular number. The second, or imaginary, term tells how far above (positive terms) or below (negative terms) the real axis a number is located. All three of the example numbers given earlier are also shown in Fig. 4. A line drawn between the origin and any point in the complex plane is called a phasor.

Let's consider the "j" used in writing complex numbers. That term really has two basic functions: First, it is used as a convenient separator so that it is perfectly clear which term is real and which is imaginary. Second, it turns out that j is a real mathematical operation. If you multiply a phasor by the j term it turns out that you are really "rotating" that phasor counter-clockwise (CCW) by 90 degrees on the complex plane.

COMPLEX NUMBER CALCULATIONS: THE EASY WAY

It is time consuming to perform calculations with complex numbers. Even simple calculations are really two calculations: either one for the real part and one for the imaginary part (in rectangular coordinates), or one for the magnitude and one for the angle (for polar coordinates). That is slow, to say the least.

One way to speed up the process is to use a calculator that is designed to handle complex numbers. Unfortunately, they still have a major drawback: they do not have the ability to store numbers in memory or to use the parentheses keys to order the operations you want to perform. You therefore end up writing intermediate results on scrap paper, and when you need them again you have to reenter them. There is a faster way.

The Complex Calculator (CMPX-CAL) is a DOS program that turns your computer into a five-function calculator for complex numbers. The five functions are addition, subtraction, multiplication, division, and "parallel impedance," which will automatically calculate the total impedance of two complex components in parallel.

CMPX-CAL is a Shareware program, and is available for the \$10 registration fee (plus \$2 shipping) from Aurora Software (P.O. Box 080133, Rochester, MI 48308-0133). Please specify whether you prefer either a 3.5- (1.44M) or 5.25-inch (360k) disk. Sorry, but no Michigan orders are accepted. ■

Consider the phasor $2 + j1$ shown on the complex plane of Fig. 5. If we rotate it 90 degrees CCW we get another phasor, $-1 + j2$. In the last paragraph it was stated that multiplying a phasor by a j was the same as rotating it CCW 90 degrees; let's see if that is correct. If it is, then j multiplied into $2 + j1$ must be the same as $-1 + j2$. Mathematically we would say:

$$j(2 + j1) = -1 + j2$$

By multiplying both parts of the $2 + j1$ number by the j term, we would get

$$\begin{aligned} j2 + jj1 &= -1 + j2 \\ j2 + j^2 1 &= -1 + j2 \end{aligned}$$

The j^2 terms "match up" on both sides of the equation, but if the two sides are really equal, then the j^2 term must equal a negative one. That is true (in fact, that is the real definition of the "j" operator); as a result, all the identities shown in Table 1 can also be easily

TABLE 1

$$\begin{aligned}
 j &= j \\
 j^2 &= -1 \\
 j^3 &= j^2j = -j \\
 j^4 &= j^3j = (-j)j = 1 \\
 j^5 &= j^4j = j \\
 j^6 &= j^5j = -1 \\
 j^7 &= j^6j = (-1)j = -j \\
 j^8 &= j^7j = (-j)j = 1
 \end{aligned}$$

And the pattern continues...

Raising j to negative powers gives:

$$j^0 = 1 \text{ (anything raised to the power of 0 equals 1)}$$

$$j^{-1} = \frac{1}{j}$$

$$j^{-2} = \frac{1}{j^2} = \frac{1}{-1} = -1$$

$$j^{-3} = \frac{1}{j^3} = \frac{1}{-j} = -j^{-1}$$

$$j^{-4} = \frac{1}{j^4} = \frac{1}{1} = 1$$

$$j^{-5} = \frac{1}{j^5} = \frac{1}{j} = j^{-1}$$

Again, the pattern continues

derived. Those properties will be important later, when they allow us to simplify more-complicated-looking terms of complex numbers.

All of the examples so far have shown complex numbers in what are called *rectangular coordinates*. There is another notation that can be used called *polar coordinates*. There are pros and cons to both methods, and therefore we're lucky that it is relatively simple to convert a number from one notation to the other. If you've studied any trigonometry you probably already know the process.

To find a complex number on the complex plane using polar notation you would use a distance and an angle, as opposed to horizontal and vertical distances that are used in rectangular notation. For example, the number $4 + j4$ (as shown in Fig. 6) could be located relative to the origin by traveling at an angle of 45-degrees counter-clockwise from the x-axis, and at a distance from the origin of 5.657 units. Therefore $4 + j4$ in rectangular coordinates is the same as $5.657 \angle 45^\circ$, which is how "5.657 units (generally volts or amps) at 45° " is written in polar coordinates.

To convert back and forth from a rectangular number, $X + jy$, to the polar number $M \angle A^\circ$, the following equations are used:

$$M = \sqrt{X^2 + Y^2} \quad [\text{Eq. 2A}]$$

$$A = \arctan(Y/X) \quad [\text{Eq. 2B}]$$

$$X = M \cos(A) \quad [\text{Eq. 3A}]$$

$$Y = M \sin(A) \quad [\text{Eq. 3B}]$$

The equations might look a little intimidating, but they are not too difficult to work with. If you have a scientific calculator, chances are it has the sine, cosine, and arctangent (sometimes labeled \tan^{-1}) functions on it. There is even a good chance that it will automatically perform rectangular to polar conversion—you might want to check your owner's manual. With either the calculator or manual method you'll want to get very good with the equations. As we're about to see, they will be used quite often in solving AC-circuit problems.

Mathematical Operations. The four basic mathematical functions become slightly more time consuming to perform with complex numbers. For numbers in rectangular coordinates, addition and subtraction are fairly easy while multiplication and division are fairly difficult. In polar coordinates just the reverse is true—multiplying and dividing are easy but addition and subtraction are more of a challenge. To keep things simple, in this article we'll perform all the mathematical operations in whatever coordinate system works out best; that is, addition and subtraction in rec-

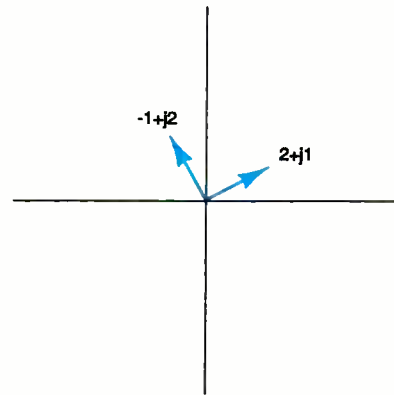


Fig. 5. In the complex plane, a rotation of 90 degrees is the same as a multiplication by j , the complex operator.

tangular and multiplication and division in polar.

Addition: This is the simplest of all operations. In rectangular coordinates, two complex numbers (or phasors) are added together by adding their respective parts: the real part of the result is the sum of the two real parts of the original numbers, while the imaginary part of the result is the sum of the two imaginary parts of the original numbers. For example:

$$\begin{aligned}
 (-3 + j5) + (14 - j7) &= (-3 + 14) \\
 &+ (+j5 - j7) = 11 - j2
 \end{aligned}$$

Subtraction: The same rule applies for subtraction as with addition: pair the two real parts and the two imaginary parts and perform the operation. The only trick with subtraction is that you do not inadvertently lose the negative sign introduced by the subtraction when you get to the imaginary half of the numbers. Here's an example:

$$\begin{aligned}
 (-3 + j5) - (14 - j7) &= (-3 - \\
 (+14)) + (+j5 - (-j7)) &= -17 + \\
 &j12
 \end{aligned}$$

Multiplication: In polar coordinates, multiplication of two numbers becomes a multiplication of their magnitudes and an addition of their phase angles. For example, to multiply $3 \angle 15^\circ$ by $2 \angle -60^\circ$, the magnitude of the result would be 6 (3×2) and the angle of the result would be -45° ($15^\circ + (-60^\circ)$). Therefore:

$$(3 \angle 15^\circ) \times (2 \angle -60^\circ) = 6 \angle -45^\circ$$

Division: By drawing an analogy with the multiplication operation, you can probably guess how to divide

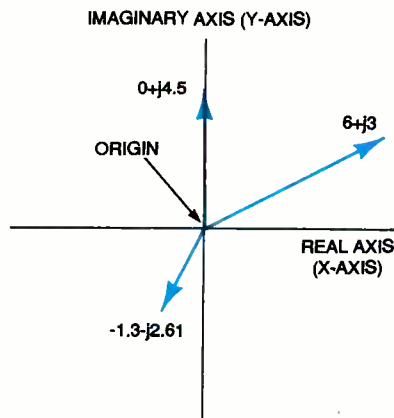


Fig. 4. Because complex numbers have two components, a real part and an imaginary part, they can not be illustrated by a number line. They are therefore shown on what is called the complex plane.

one complex number into another. Divide the magnitudes into one another to get the magnitude of the result, and then subtract the two phase angles. If you want to divide the number $3\angle 15^\circ$ by the number $2\angle -60^\circ$, you would divide 3 by 2, getting 1.5 for the magnitude, and subtract -60° from 15° to give 75° as the resultant phase angle. Therefore:

$$3\angle 15^\circ / 2\angle -60^\circ = (3/2)\angle (15^\circ - (-60^\circ)) = 1.5\angle 75^\circ$$

Capacitors and Inductors. In DC circuits, capacitors and inductors are used infrequently. The reason is fairly simple: under pure DC excitation a capacitor looks like an open circuit and an inductor looks like a dead short. Those components are used to control either voltage or current fluctuations in DC circuits. In summary, they are used for filtering. Things are much different in AC circuits.

When capacitors and inductors are excited by AC, they act a little more like resistors in that they impede the flow of current. How much they impede it is actually called the component's impedance, and depends on both the size of the component as well as the circuit's operating frequency. The mathematical symbol for impedance is a capital Z.

Ohm's Law is nearly the same for both DC and AC circuits, with two potential differences: One customary difference is that the symbol for impedance, Z, replaces the familiar symbol for resistance, R. Another change, which is less commonly used, is that some books will print bars over each of the symbols in Ohm's Law for AC circuits; the bars indicate that the voltage, current, and impedance terms are all complex numbers. (We will not use that convention in this article.) Putting that all together, the DC version of electronics' most basic law is: $V = IR$, while the AC version is $V = IZ$.

Now, returning to the subject of impedance, we are ready to write the equations to determine the impedance values of capacitors, inductors, and resistors. The equations are, respectively:

$$Z_C = 1/(j2\pi fC) \quad [\text{Eq. 4}]$$

$$Z_L = j2\pi fL \quad [\text{Eq. 5}]$$

$$Z_R = R \quad [\text{Eq. 6}]$$

The first thing to notice about the

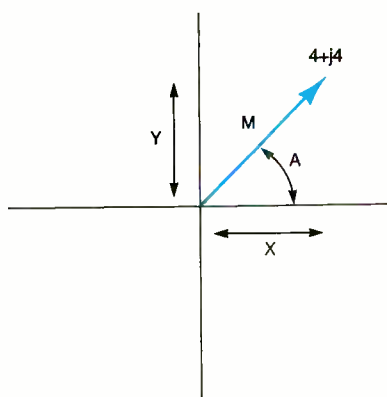


Fig. 6. Rectangular coordinates use horizontal and vertical distances from the origin to locate a point. Polar coordinates use an absolute distance from the origin at some angle to the positive horizontal (x) axis. Any complex number can be represented in either coordinate system.

three equations is that the impedance of a resistor is the exact same as its resistance. That's certainly easy enough.

The next thing to notice is that the impedance of both an inductor and a capacitor is the imaginary part of a complex number: the inductor carries a $+j$ term while the capacitor has a $-j$ term (that is the same as a $1/j$ term; again, see Table 1). As we have seen, a j is really a 90-degree change in phase. The basic idea is that capacitors and inductors cause a phase-angle change between voltages and currents in an AC network.

A third noticeable thing about the equations is that an inductor's impedance gets larger as its inductance, L, gets larger, but a capacitor's impedance actually decreases as its capacitance, C, increases. In mathematical terms, the impedance of an inductor is directly proportional to its inductance, while the impedance of a capacitor is inversely proportional to its capacitance.

The frequency of the circuit, f , also plays a role in determining impedance. Once again, with an inductor the impedance is directly proportional to frequency, while it is inversely proportional with a capacitor. Therefore, at a frequency of operation of zero (which is the same as saying it's a DC circuit), an inductor has no impedance—it acts like a dead short. Similarly, with a capacitor at a frequency of zero, its impedance goes very high,

approaching infinity as a limit—it acts like an open.

Complex Analysis. We now have all the tools we need to analyze AC circuits. The only thing missing is a process to put all those tools together; that process is called complex analysis.

Unlike its name, complex analysis is actually fairly simple, although it does sometimes take a considerable amount of time to complete the mechanics of it. There are three steps to the process:

Step 1: Convert the problem from the time domain into the complex domain.

Step 2: Solve the problem using Ohm's Law or any other analysis technique that you know.

Step 3: Convert the answer from the complex domain back into the time domain.

Because the last step is often done simply to make the result more understandable, it is sometimes skipped.

Example 1. At this point, an example is appropriate. The circuit shown in Fig. 7A contains two components and a voltage source all in series. The goal of this example will be to determine the current flowing through the circuit. Following Step 1 of the process, we need to convert the circuit into the

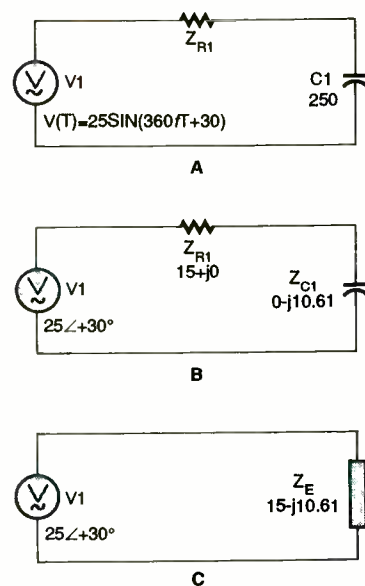


Fig. 7. This series combination of an AC voltage source, a capacitor, and a resistor serves as our first complex analysis example.

complex domain. That is done one element at a time. Let's start with the voltage source.

The voltage source has an output of

$$v(t) = 25\sin(360ft + 30^\circ)$$

and is operating at a frequency of 60 Hz. In phasor (complex) notation that becomes $25\angle 30^\circ$.

Converting the resistor's value to an impedance is as easy as copying a number down and adding a complex value of zero. That is, a 15-ohm resistance becomes a $15 + j0$ -ohm impedance in the complex domain.

The capacitor's impedance requires we use the equation Eq. 4, and plug in the values for f and C . Doing that, and then simplifying the expression a bit (using the properties of Table 1) gives:

$$\begin{aligned} Z_{C1} &= 1/(j2\pi fC) \\ Z_{C1} &= 1/(j2\pi(60)(250 \times 10^{-6})) \\ Z_{C1} &= 1/(j94.248 \times 10^{-3}) \\ Z_{C1} &= 10.61/j \\ Z_{C1} &= 0 - j10.61 \end{aligned}$$

We now have converted all three of the circuit's components into the complex domain. To make certain we now only deal in that domain, it's a good idea to redraw the circuit and to label each component with its complex impedance or supply value. For the example circuit, that is done in Fig. 7B.

Step two of the complex analysis

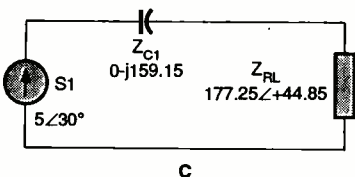
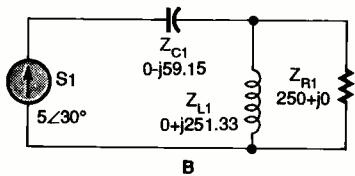
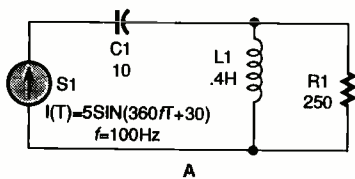


Fig. 8. This second example is a more difficult AC circuit to solve for. It's three components driven by a single current source.

procedure is to solve the network just as you would a similar DC circuit, so we'll follow the same method we used for the DC network of Fig. 1. Start by finding the equivalent impedance seen by the voltage supply. In the DC circuit above that was the two resistors in parallel, but for this circuit it's two complex impedances in series.

When two (or more) complex impedances are in series they simply need to be added together to calculate the equivalent impedance. For our example that means adding the values of Z_{R1} and Z_{C1} together.

$$\begin{aligned} Z_E &= Z_{R1} + Z_{C1} \\ Z_E &= (15 + j0) + (0 - j10.61) \\ Z_E &= (15 + 0) + (j0 - j10.61) \\ Z_E &= 15 - j10.61 \end{aligned}$$

The circuit can now be updated with the new equivalent impedance, as shown in Fig. 7C.

All that remains is to use Ohm's Law to calculate the current flowing in the circuit. Current is the circuit's voltage ($25\angle 30^\circ$) divided by its total impedance ($15 - j10.61$). To perform that calculation we'll convert the impedance to polar coordinates and then perform the division. We'll leave the answer in polar form, because that will be the easiest to convert back to the time domain. We get:

$$\begin{aligned} M &= \sqrt{X^2 + Y^2} \\ M &= \sqrt{(15)^2 + (-10.61)^2} \\ M &= \sqrt{225 + 112.572} \\ M &= \sqrt{337.572} \\ M &= 18.373 \end{aligned}$$

and

$$\begin{aligned} A &= \arctan(Y/X) \\ A &= \arctan(-10.61/15) \\ A &= \arctan(-0.7073) \\ A &= -35.273^\circ \end{aligned}$$

And now, knowing that $Z_E = 15 - j10.61$ is the same as $Z_E = 18.373\angle -35.273^\circ$, we can perform the Ohm's Law calculations:

$$\begin{aligned} I &= V/Z \\ I &= 25\angle 30^\circ / 18.373\angle -35.273^\circ \\ I &= (25/18.373)[(30^\circ) - (-35.273^\circ)] \\ I &= 1.361\angle 65.273^\circ \end{aligned}$$

From all that we see that the current flowing in the circuit has a magnitude of 1.361 amps and it is at a phase angle of positive 65.273 degrees.

The last step in the process is to convert the answer from complex domain back into the time domain. Because the result is simple, and be-

cause it is already in polar form, that can be done easily:

$$I = 1.361\angle + 65.273^\circ$$

becomes

$$I = 1.361\sin(360ft + 65.273^\circ)$$

in the time domain.

Example 2. Although it did take some time, the first example was not that difficult. We'll now look at another example that will get a tad bit more arduous. The circuit shown in Fig. 8A has a capacitor in series with a parallel combination of an inductor and a resistor, and it is all powered by an AC constant-current source. The problem: find the current, I_1 , across the independent current source, I_1 .

Step one is to convert the problem to the complex domain. By inspection, the constant-current source is converted from $5\sin(360ft + 30^\circ)$ to $5\angle 30^\circ$. Also, the resistor converts from 250 ohms to $250 + j0$.

Converting for the capacitor, C_1 , gives:

$$\begin{aligned} Z_{C1} &= 1/(j2\pi fC) \\ Z_{C1} &= 1/(j2\pi(100)(10 \times 10^{-6})) \\ Z_{C1} &= 1/(j6.28310 \times 10^{-3}) \\ Z_{C1} &= 159.15/j \\ Z_{C1} &= 0 - j159.15 \end{aligned}$$

And now converting for the inductor, L_1 :

$$\begin{aligned} Z_{L1} &= j2\pi fL \\ Z_{L1} &= j2\pi(100)(0.4) \\ Z_{L1} &= j251.33 \\ Z_{L1} &= 0 + j251.33 \end{aligned}$$

Combining all those results, we end up with the complex domain circuit shown in Fig. 8B. Next we'll add the two parallel impedances together to find their equivalent complex impedance, which we'll call Z_{RL} . That is done with the same formula that we used in the DC circuit—the equivalent impedance is the product of the two impedances divided by their sum. Finding the sum is easy, because both components are in rectangular components. To calculate their product, however, we need to convert them into polar form.

The resistor's impedance has no imaginary part, so it is just $250\angle 0^\circ$. Similarly, the inductor's impedance only has a positive imaginary part, so it must be $251.33\angle +90^\circ$. Both of those can be easily confirmed by exam-

(Continued on page 92)


5 BOOKS FOR ONLY \$4.95

WHEN YOU JOIN THE


Electronics Book Club®

VALUES TO \$209.35

The leading source of information for electronics hobbyists for over 30 years!




0376514-XX \$44.95
Counts as 2/Hardcover




4199P \$17.95




0156778 \$44.95
Hardcover



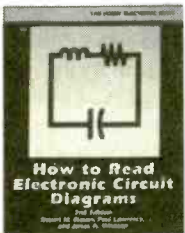
4112H \$34.95
Hardcover



3258P \$19.95



4139P \$16.95



2880P \$15.95



4179H \$28.95
Hardcover

0376107-XX \$59.50
Counts as 2/Hardcover


3279P \$26.95

2613P \$19.95


1367P \$29.95

0054088-XX \$42.95
Counts as 2/Hardcover


0376034-XX \$59.50
Counts as 2/Hardcover




0487375 \$24.95




4491P \$24.95



4394P-XX \$27.95
Counts as 2



3745P \$19.95




0673764-XX \$54.95
Counts as 2/Hardcover



3627P \$19.95




0156751 \$55.00
Hardcover




036432X \$27.95



0156700 \$24.95




4227P \$15.95




0376681 \$39.50
Hardcover



3711P \$19.95



155016X \$34.95
Hardcover




0404348-XX \$49.50
Counts as 2/Hardcover

As a member of the ELECTRONICS BOOK CLUB . . . you'll enjoy receiving Club bulletins every 3-4 weeks containing exciting offers on the latest books in the field at savings of up to 50% off the regular publishers' prices. If you want the Main Selection, do nothing and it will be shipped automatically. If you want another book, or no book at all, simply return the reply form to us by the date specified. You'll have at least 10 days to decide. If you ever receive a book you don't want due to late delivery of the bulletin, you can return it at our expense. Your only obligation is to purchase 3 more books during the next 12 months, after which you may cancel your membership at any time. And you'll be eligible for FREE BOOKS through our Bonus Book Program.

A shipping/handling charge and sales tax will be added to all orders. All books are softcover unless otherwise noted. If you select a book that counts as 2 choices, write the book number in one box and XX in the next. (Publishers' Prices Shown) ©1995 EBC

PE1295

If card is missing, write to: Electronics Book Club, A Division of The McGraw-Hill Companies, P.O. Box 549, Blacklick, OH 43004-9918



For most applications, the resistance ranges on digital multimeters (DMMs) are usually satisfactory. But sometimes, extended ranges are needed as well.

First of all, the ability to measure smaller resistances can be useful, both to measure low-value resistors and to locate poor connections. For example, the author found the ability to read resistance to 0.001 ohm very helpful in finding the poor grounds that were causing an audio power amplifier to have severe interference from AM broadcast stations. Such measurements can be impossible to do using standard DMMs, which typically can measure and display resistances only as low as 0.1 ohm.

Now, the upper reading of many DMMs is 20, 30, or 40 megohms. But there are also some units that only read up to 2 or 3 megohms, and there are instances when higher ranges are desirable.

So what do you do to add the extra ranges? Build the *Low-Ohms Tester* and the *Megohm Tester* described in this article. They can be used with nearly any DMM to extend the resistance ranges down to 0.001 ohm and up to hundreds of megohms. The Low-Ohms Tester lets you take a direct reading from your DMM's display and simply multiply the reading by 10 or 100. The Megohm Tester requires a two- or three-step calculation with a pocket calculator to determine the resistance.

How they Work. Two basic methods of resistance measurement are used in these circuits: the constant-current four-wire method in the Low-Ohms Tester, and the constant-voltage method in the Megohm Tester. Both circuits use a three-terminal voltage regulator to improve accuracy and take advantage of the high sensitivity of the DC voltage ranges of DMMs (usually the lowest readout is 0.1 millivolt, even on low-priced DMMs).

In the four-wire constant-current method shown in Fig. 1, the voltage drop across the resistance being

Expanded Resistance Ranges for your DMM

BY BILL STILES

With the help of these two simple devices your DMM can take readings on much lower or higher ranges.

measured is directly proportional to the resistance. Therefore, by choosing a current of 10 or 100 mA, the calculation is reduced to multiplying the voltage reading by 100 or 10. An advantage of the four-wire method eliminates the effect of test-lead and contact resistance by using four test leads, two to carry the constant current to the resistance being measured, and two for measuring the

voltage across the resistance. Thus the voltmeter reads only the voltage drop across the test resistance; the voltage drop in the current-carrying conductors does not affect the reading.

Now, because it is inconvenient to have four test leads, the type of design shown in Fig. 1 is used. There, each test lead is a two-wire cable. To make the circuit work properly, test clips connected to the leads should have low contact resistance (see the Construction section for more on that).

The actual circuit for the Low-Ohms Tester is shown in Fig. 2. Power is supplied by a 9-volt battery, B1. Switch S1 allows the selection between a current of 10 or 100 mA. As mentioned earlier, that means you would either multiply the voltage reading by 100 or 10, respectively, to find the resistance being measured. The remaining components make up the constant-current circuitry represented in Fig. 1.

Now let's look at the constant-voltage method. There, the resistance being measured is proportional to the current flowing through it. To measure high resistances, a sensitive current meter and/or a high test voltage is needed. The Megohm Tester uses a modified constant-voltage method (shown in Fig. 3), which lets you determine current by measuring the voltage (V_x) across a resistor (R) in series with another resistance being measured (R_x). Resistor R , shown as a value of 1 megohm, is actually the parallel combination of the DMM's input resistance and a calibration resistor in the Tester.

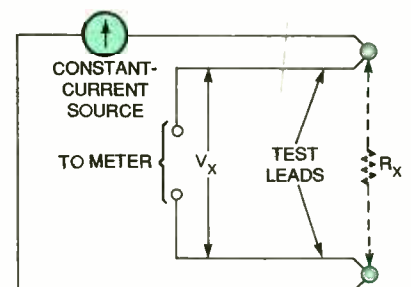


Fig. 1. Shown here is the four-wire constant-current method of measuring resistance.

Now, it's not possible to directly measure V_x because the input resistance of the meter (10 megohms for many DMMs) would be in parallel. However, because V_{in} is constant and V can be measured, V_x can be calculated by subtracting V from V_{in} .

For two resistors in series, the voltage drop across each is directly proportional to its resistance. A formula for the ratio is:

$$R_x/R = V_x/V$$

In this case, with resistances in megohms, R equals one and the formula becomes:

$$R_x = V_x/V$$

Because $V_x = V_{in} - V$, the final formula is:

$$R_x = (V_{in} - V)/V$$

where V_{in} is the regulated input voltage and V is the measured voltage (in either volts or millivolts, if they are both the same units), and R_x will be the resistance being measured (in megohms). For resistances over 100 megohms, the simplified formula:

$$R_x = V_{in}/V$$

can be used with an error of less than one percent. The error does increase at low resistances, though. An error of one percent in V_{in} or V gives an error of two percent in R_x at 1 megohm, three percent at 0.5 megohm, and six percent at 0.2 megohm.

Voltage V_{in} must be high enough to produce a readable voltage across R . For a V_{in} of 6 volts (using a 9-volt battery and a 6-volt regulator) and a DMM whose lowest valid measure-

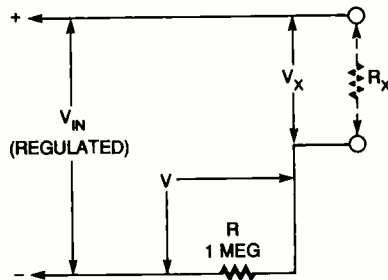


Fig. 3. This is the modified constant-voltage method of measuring resistance. It lets you determine current by measuring the voltage (V_x) across a resistor (R) in series with another resistance being measured (R_x).

ment is 0.1 millivolt, a maximum of 600 megohms can be measured before V becomes less than three digits. By using two 9-volt batteries in series and a 15-volt regulator, the maximum becomes 1500 megohms.

The actual circuit for the Megohm Tester is shown in Fig. 4. Power is supplied by a 9-volt battery, and switch $S1$ is a power switch.

As just mentioned, different V_{in} voltages can be used, so a number of different regulators can be used for $U1$. The component chosen for $U1$ determines the values used for $R1$ and $R2$ (see the Construction section and the Parts List for more on that).

Potentiometers $R2$ and $R4$ are used to calibrate the circuit. Resistor $R3$ takes the place of the R value mentioned in the earlier calculations.

Construction. The two circuits should be built on separate circuit boards, using any standard project-building method; layout is not critical.

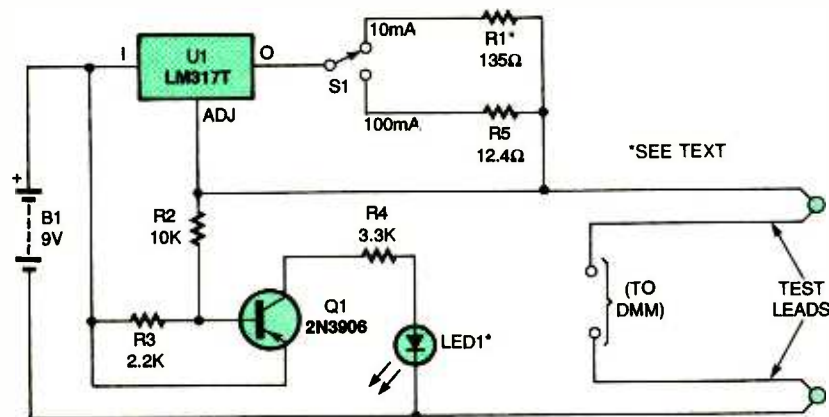


Fig. 2. Here's the schematic for the Low-Ohms Tester. Switch $S1$ allows the selection between a current of 10 or 100 mA, which means you would either multiply the voltage reading by 100 or 10, respectively, to find the resistance being measured.

PARTS LIST FOR THE LOW-OHMS TESTER (Fig. 2)

SEMICONDUCTORS

U1—LM317T adjustable-voltage regulator, integrated circuit
Q1—2N3906 PNP transistor
LED1—Low-current light-emitting diode (see text)

RESISTORS

(All resistors are 1/4-watt, 5% units, unless otherwise noted.)
R1—135-ohm (see text)
R2—10,000-ohm
R3—2200-ohm
R4—3300-ohm
R5—12.4-ohm, 1%

ADDITIONAL PARTS AND MATERIALS

S1—SPDT miniature toggle or slide switch
B1—9-volt alkaline battery
 Perforated board (see text), enclosure, 9-volt battery snap with leads, zip cord (18 or 20 gauge), alligator clips (see text), tip jacks or banana plugs, wire, solder, hardware, etc.

You could then mount the two completed boards in the same case and, if you wish, power them from the same 9-volt battery.

When building the Low-Ohms Tester, start by mounting the resistors. Then install $Q1$ and $U1$, making sure to observe proper orientation for each. Switch $S1$ and $LED1$ can be mounted to the case.

To make test leads, you can use zip cord (18 or 20 gauge). For the test connectors at the end of the leads, don't use ordinary plated-steel alligator clips because their contact resistance is too high. Kelvin Clips, which are designed for four-wire resistance measurement, are recommended. The jaws of those clips are insulated from each other, and you can connect one wire of a test lead to each jaw. The drawback to Kelvin Clips is that they are rather expensive; contact Hosfelt Electronics, Inc. (2700 Sunset Blvd., Steubenville, OH 43952-1158; Tel. 800-534-6464; Fax: 800-524-5414) for more information.

An alternative to the Kelvin Clips are large, solid-copper alligator clips, which work almost as well and are much cheaper. They could have contact resistances of less than 0.001 ohm, but you could have to move them slightly, after clipping them on

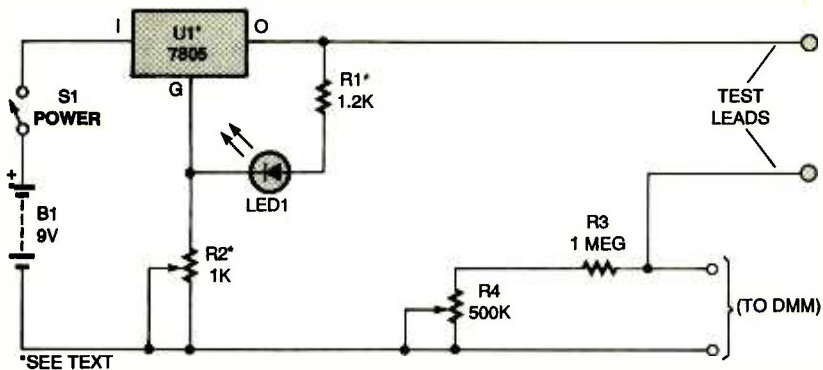


Fig. 4. Here's the schematic for the Megohm Tester. Because different V_{in} voltages can be used, $U1$ can be either a 7805, 7806, 78L05, or 78L06. However, the regulator used determines the values used for $R1$ and $R2$.

PARTS LIST FOR THE MEGOHM TESTER (Fig. 4)

RESISTORS

(All fixed resistors are 1/4-watt, 5% units.)

$R1$ —1200-ohm (see text)

$R2$ —1000-ohm multi-turn trimmer potentiometer (Bourns 3006P series, Spectrol 43P series, or equivalent; see text)

$R3$ —1-megohm

$R4$ —500,000-ohm multi-turn trimmer potentiometer (Spectrol 43P504, Bourns 3006P-504, or equivalent)

ADDITIONAL PARTS AND MATERIALS

$U1$ —7805, 7806, 78L05, or 78L06 voltage regulator (see text)

LED1—Low-current light-emitting diode (see text)

$S1$ —SPST, miniature toggle or slide switch

$B1$ —9-volt alkaline battery

Perforated board (optional, see text), enclosure, 9-volt battery snap with leads, tip jacks or banana plugs, wire, solder, hardware, etc.

the object to be measured, to get the lowest resistance. The alligator clips are available from any supplier carrying Mueller clips. Hosfelt Electronics has them, as does Mouser Electronics (2401 Highway 287 North, Mansfield, TX 76063-4827; Tel. 800-346-6873; Fax: 817-483-0931).

Tip jacks can be used to connect the circuit to the DMM (the meter test prods plug into them). Or you can attach wires, ending in banana plugs, to the circuit and simply plug them into the DMM test-lead jacks.

The LED used in the Low-Ohms Test-

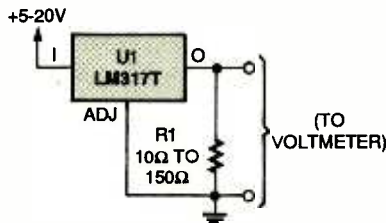


Fig. 5. To determine which LM317T regulator is the best to use in the Low-Ohms Meter, temporarily connect each available LM317T to this circuit. Choose the one whose output voltage is nearest to 1.24 volts.

er is a low-current type, needing a current of only 2 to 2.5 mA, which extends the life of $B1$. Radio Shack offers a low-current LED (stock number 276-044). Another source is Digi-Key Corp. (P.O. Box 677, Thief River Falls, MN 56701-0677; Tel. 800-344-4539; Fax: 218-681-3380); they have red (stock number HLMP-4700QT-ND) and yellow (HLMP-4719QT-ND) LEDs available.

The one-percent resistor, $R5$, can be obtained from Digi-Key, Mouser Electronics, or numerous other sources. No power switch was used in the prototype, as the current is extremely low when the test clips are not connected. The original battery used for $B1$ has lasted for several months and is still working.

Note that the value necessary for $R1$ is not a standard value. You can either use two resistors in series (for example, a 120-ohm and 15-ohm) to get the correct value, or use a 200-ohm multi-turn trimmer potentiometer and adjust it to the correct resistance.

If an accurate voltmeter and more than one LM317T are available, slightly higher accuracy can be ob-

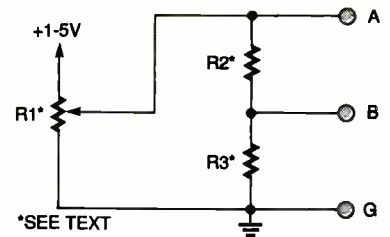


Fig. 6. The circuit shown here can be used to check for a change in input resistance between the lowest DC voltage ranges of a DMM.

tained on the 100-mA range. To determine which regulator to use, temporarily connect each available LM317T to the circuit of Fig. 5, and choose the one whose output voltage is nearest to 1.24 volts. That output will match the standard one-percent resistor value for $R5$: 12.4 ohms. Any source of 5- to 20-volts DC can be used.

When building the Megohm Tester, you have the option of not using a circuit board at all. The regulator, switch, potentiometers, and LED can all be mounted to the case. The leads of $R2$, $R4$, and $U1$ can be used as tie points for the fixed resistors.

Note that a 7806 or 78L06 that has an output slightly below 6 volts can also be used for $U1$. However, you will have to replace $R1$ with an 1800-ohm resistor, and $R2$ with a 100- or 200-ohm unit. The current through $R1$, LED1, and $R2$ is about 2.5 mA. That is less than the recommended 5 mA, but it works fine.

Again, tip jacks or banana plugs can be used to connect the Megohm tester to the DMM. Just make sure you label which leads connect the meter to which of the circuits.

Calibration and Use. The 10-mA range of the Low-Ohms Tester has to be calibrated for the circuit to be accurate. There are two ways of doing that: One way is to connect a milliammeter to the test leads and adjust $R1$ for a reading of 10 mA. Or, you can attach one or more precision resistors (with values of 1 to 10 ohms) to the leads and adjust $R1$ for a correct reading.

There are two calibration adjustments that need to be made to the Megohm Tester. For starters, connect your DMM to the Megohm Tester. Short the test leads (of the Megohm Tester), and adjust $R2$ for a reading of 6 volts.

(Continued on page 90)

Bring back some of the nostalgia of the golden age of radio with this tuning indicator.

BY LARRY LISLE

Build The Magic Eye



Anyone who enjoyed radio in the 1940s might remember sitting in front of a big console radio, watching its green, glowing, magic-eye tuning indicator and listening to those great programs. Of course, the golden age of radio faded away in the fifties, taking big consoles and magic-eye tubes with it, but that doesn't mean you can't recapture some of the magic of that bygone era.

The *Magic Eye* described in this article lets you add a for-display-only magic eye (with the same green glow) to your modern stereo. Or, you can add a few parts and use your Magic Eye as an actual tuning indicator for an AM radio. Because the tube used in the project will work on AC as well as DC, no rectifier or filter is needed. For that reason, the project is really simple to build. And best of all, it really looks great in the dark while playing an old-time radio tape!

Magic-Eye Tubes. Invented in the mid-1930s, the magic-eye tube is basically a triode vacuum tube with a fluorescent target in the dome of its glass envelope. The target operates at a positive voltage and attracts electrons from the cathode. As a result of those electrons striking the target, a characteristic green glow is formed. A "ray-control" electrode between the cathode and target casts a wedge-shaped shadow on the target, varying from zero to about 100 degrees, depending on its voltage, which is determined by the voltage on the grid of the triode.

In practice, the grid was connected to the automatic-volume-control (AVC) circuit of a superheterodyne receiver. When a station was centered in the bandpass, the AVC voltage would be maximum and the eye would close. Magic-eye tubes were

also used in a variety of test instruments because of their very-high input impedance and because they wouldn't be harmed by a momentary overvoltage.

If you recall, it was mentioned that the tubes work on AC as well as DC. While that is true, when a magic eye is operated with AC on the plate and target, the tube is turned off on the negative peaks. That isn't noticeable, however, and shouldn't affect the application described here.

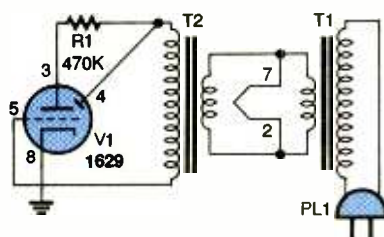


Fig. 1. The simple version of the Magic Eye circuit, shown here, is a for-show-only unit.

Circuit Description. Figure 1 shows the schematic for the Magic Eye. The version of the circuit shown in that figure can be used only for show. Transformer T1 steps the 117-volts AC from the wall outlet down to 12.6-volts AC for the filament of the 1629 tube, V1. The other transformer, T2, then steps the voltage back up to 117-volts AC for the target and plate. The two transformers isolate the tube from the power lines for safety.

Figure 2 shows how a few additional components can be added to make the circuit a real tuning indicator for old radios. While the grid of the tube in Fig. 1 is simply grounded, in Fig. 2 it's connected through resistor R2, capacitor C1, and potentiometer R3 to the circuit ground and AVC line of a radio. Potentiometer R3 lets you calibrate the circuit so that the Eye will close when a station is tuned.

Construction. The author's pro-

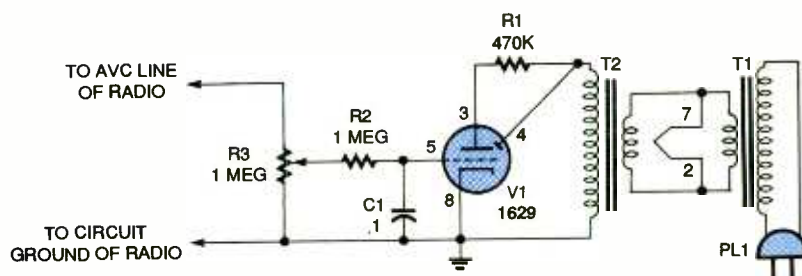


Fig. 2. By adding a few components, you can use the Magic Eye as a tuning indicator. Adjust potentiometer R3 so that the eye tube, V1, will go out when a station is tuned in.

Some types of magic eyes, such as the 6G5 and 6U5, are getting scarce and expensive, and should be reserved to keep radios designed for them glowing. However, the 1629 used in the Magic Eye described in this article, which was made for the "command-set" transmitters of World War II as a calibration indicator, is fairly plentiful.

A prototype of the Magic Eye was built in an 8- x 6- x 3-inch project box, but it could just as easily be built in a wooden box or in the bottom of a speaker enclosure. You can use any project-building method as well, because layout is not critical. However, you really don't need to use a circuit board for the project; simply use the

(Continued on page 94)

The Electronics Industry is looking for a lot of good people!

Here is your chance to get in on the ground floor as an Associate CET. Is your job title "Electronics Service Technician?" Would you like to have that title? You can prove you qualify for the title with a CET Associate Certificate. It can be your career door-opener and begin your rapid advancement!

A technician or student of electronics with less than a total of four years of basic experience may take the Associate Level Exam. The exam is the basic electronics portion of the full-credit CET exam. The 75-question, multiple-choice test covers basic electronics, math, DC and AC circuits, transistors and semiconductors, instruments, measurements and troubleshooting. A successful Associate CET will receive a wall certificate valid for four years and is eligible to join ISCET as an Associate Member. ISCET is the International Society of Certified Electronics Technicians.

The ISCET Computer-Aided Associate-Level Study Guide prepares you for the Associate CET Certificate by randomly selecting sample questions with appropriate diagrams, provides multiple-choice answers, grades the test and provides a summary of your strong and weak points.

Diskette requires IBM computer or compatible with VGA color monitor, 3.5-in. drive and a hard-disk drive.

CLAGGK INC. - CET Computer-Aided Study Guide Offer
PO Box 4099, Farmingdale, New York 11735

YES, I want to step up to a career in servicing. Here is my order for the CET Computer-Aided Study Guide on a 3.5 diskette. I am enclosing **\$39.95** (price includes shipping and handling charges) in U.S. funds.

Bill my VISA MasterCard Expire Date ___/___/___
 USA Bank Check US or International Money Order

Card No. _____

Signature _____

Name (Please Print) _____

Address _____

City _____ State _____ Zip _____

New York residents add local sales taxes. Canadians add \$6.00 per order. No foreign orders. Do not send cash. Checks drawn on US Bank and International Money Orders in US funds only. Credit card users may telephone or FAX orders. Telephone 516-293-3751 or FAX 516-293-3115. Price subject to change. Allow 6 to 8 weeks for delivery.

CB06

Proof Positive that you are a Certified Electronics Technician



A New Computer Software Program — ISCET Computer-Aided Associate-Level Study Guide

Prepare yourself for the 75-question CET Associate Examination. Model examinations provide the technician with a study program and introduction to the actual examinations. The model examinations are automatically graded in decimal numbers and bar graphs that can be outputted on your printer. The questions for each exam are selected randomly from a loaded data base—no two exams are exactly the same. When you answer a question, the correct answer is displayed and an explanation is given. From the print-outs you will determine whether you need more practice and in which topic areas, or if you are ready to take the real test and continue to promote your electronics career today!

ANTIQUE RADIO

Our regenerative receiver project had to be put on hold this month (due to the upcoming "Radiofest 95" meet in Elgin, Illinois. Most of you know Radiofest is one of the premier or antique-radio events of the season. And this year I'll be giving a talk there: a

retrospective on the restoration projects that have been done in *Antique Radio* during the almost ten years we have been in business. Wish you could all attend!

It seems odd that I have to change the course of our December column because of an event taking place in early August, but such is the time frame of the magazine-publishing industry. In any case, you readers, never shrinking violets, are well able to fill the void. Even though we had a mailbag column just a few months ago, several more interesting letters have already come in.

turing cycle to make the set more acceptable in the civilian market. Elsewhere in the same issue, Alan highlighted an item indicating that a gentleman named Ignatius Volpe, formerly with Minerva, had been appointed chief engineer of Steelman Phonograph and Radio Co.

Anyone who might have doubted that the Tropicmaster was built along the lines of a military morale set should take a look at the photos of the Model 6000-BAC troop entertainment radio belonging to Bill Morris of Indiana. Built under "USN Contract N-140 S 70560A," it has a very similar cabinet, which is also finished in battleship gray and fitted with a chart frame on the inside of the front cover. The front-panel design of the 6000-BAC is a lot cruder, though.

MORE ON THE MINERVA

We said earlier that the Minerva Tropicmaster was being sold in military PXs as recently as the later 1940s, but had disappeared from the market—along with its manufacturer—soon thereafter. Radio Historian Alan Douglas (Pocasset, MA) provides the epitaph with a clipping from *Radio and Television News* of November 1951. It's an ad from Leotone Radio, that well-known surplus firm of old, and I'm running a detail from it here.

The distinctive Minerva cabinet (there's no mistaking that speaker grill and schematic chart frame) is being offered as a "Radio-Amplifier Steel Cabinet" for \$2.49. Oddly enough, the color is given as "walnut." So far, I haven't come across a walnut Tropicmaster—but such a change might have been made late in the manufac-

ture. It's interesting to note that the set has a front-panel-mounted antenna-ground terminal as well as a switch for "6VDC-115V AC/DC" operation. There must be a vibropack inside, and I assume that the six volts would have come from an external battery (or possibly from ship's power?) because it doesn't look as if there'd be room for a battery pack of any size in the cabinet.

Bill's set has been modified, and he's looking for schematics, etc. so that he can restore it to original condition. He'd also like to get his hands on information relating to the SSR-5 spy set manufactured for the OSS during World War II. Unfortunately, I can't read the town name on his re-

straight-front

Model 38-7

top console

marketing for

to avoid

and an in-

to be

of

MENT CORP.
I., New York

ANA SPECIALS!! 10 ELEMENT
"X"—ALL ALUMINUM . \$4.95; 2/ \$8.95
"DOUBLE-V" . . . HIGH GAIN. \$4.95; 2/ 8.95
"NG BARS" . . . aluminum pair98

Leotone

RADIO HARDWARE TREASURE . . . FULL I.B. CAN of Nuts, Screws, Lugs, etc.—69c 3/1.98

- W. E. SINGLE HEADSET . . . hi-imped, 5' cord 1.98
- INTERCOM TRANSFORMER 3-8/50K 1.29
- POWER SWITCH (AHH) 5PDT; 15A/125V 1.29
- G.E. PYRANOL CONDENSERS 1mf/500V 2.49
- or .25mf/1000V; bot. lug mtg. \$0.49; 6/
- PLASTIC CABINET & CHASSIS . . . Handsome Red, Yel. Walnut or Ebony, 11 1/2"x9"x7" 1.79
- 19 FT. WHIP ANTENNA 6 steel screw sects 2.49
- 9 1/2 FT. WHIP 3 sects 1.49

Radio-Amplifier Steel Cabinet also for Test Eqpt., Power Supply, Medical Or Industrial Eqpt., Hinged front, Walnut, 14"x8" 6q. \$2.49



TUBE CARTONS . . . plain white, Prices per 100, Min. (1x1x2 3/4) —\$1.20; GT (1 1/4 sq. x 3 1/4) —\$1.45; Med. (1 1/2 sq. x 4 1/4) —\$1.65; Large (2x2x5) \$1.98

RUBBER SHOCK MOUNTS . . . #8, 1 3/8 mtg. 12c; 10/ 1.10 Heavy duty, 100 lb., 2 1/2" mtg. 49c; 6/ 2.49

- TANK PERISCOPE . . . Reflector, brand new 1.69
- OUNCER INPUT XFMR (7/8x1 1/4) 50 - to grid98
- 1 1/2 V. FIL TRANSFORMER 1 1/2 Amp.79
- 3:1 AUDIO TRANSFORMER 2"x1 1/2"x1 5/8"89
- #20 PUSH-BACK WIRE . . . Red, Yel., Blue, Bk 100 ft./ 89c

W-110B FIELD WIRE rolls 100-400 ft. only 1/2c ft. 74 OHM CO-AX CABLE (RG-13/U), 20 ft. lgths 1.39

HIGH FIDELITY CRYSTAL MIKE . . . Rubber shock mtd, Hi-imped, 1 1/4"x3/4", less housing 1.29

ALUMINUM HOUSING for crystal mike15

HANDY CARBON MIKE (RS-83), Press-to-talk 1.49

5" SPEAKER BAFFLE MOUNT . . . 1/4" Masonite 19c; 6/ 1.00

!!MIDGET RELAYS!! 24V. DC.
SPST, N.O., 280 3/4"x1"x1 1/4"79
SPST, N.O., 8A, dble brk cont. 23089
1x1 1/2x1 3/898
SPDT, 280 3/4"x1"x1 3/8"98
SPST, N.O., 280 5/8"x1 1/4"x1 3/8" 1.29

FAHNESTOCK CLIPS 3/4" brass 100/ 89c
TUBE CLAMPS I.D. 1-3/16 or 1-5/16" 9c; 100/ \$6.50

"ALNICO MAGNET SPECIAL" "U" type, pol. 3/4"x3/4"x5/8" ea. 49c; 6/ 2.49
ALNICO MAGNET KIT . . . Powerful Bar. Block.

By 1951, it was all over for the Tropicmaster, as this detail from a Leotone ad of that year suggests. The sturdy metal cabinets were being offered as surplus at \$2.49.

turn address. But anyone who has such information can send it to me for inclusion in the column (and for forwarding to Bill if he sees this item and sends me his address). By the way, Bill is looking for sources for four-tube pre-World War II miniature personal battery portables like the Emerson 640 and Emerson 14WG438.


RECAPPING WITH CLASS

Until recently, I've resisted wholesale recapping of old sets. I hated to spoil the authenticity of a radio by removing the original units, with their charming typography and interesting logo designs. If the caps were okay, I left them in. However, that's really a short-sighted point of view.

During the years I've been writing and reading about antique radio, I've come to understand that those decades-old paper caps (especially the wax-covered ones, which are more susceptible to degradation by moisture) are really not trustworthy. They can fail at any time, taking with them additional components that might be expensive and/or unobtainable. Further, many are leaky without being obviously so, subtly degrading the performance of the set.

I now feel that if any set is worth restoring it's worth recapping, unless you are just going to put the radio up on a shelf and look at it. After reading the *Antique Radio* installment in which the Tropicmaster got a complete recap, reader Kurt Lamoreaux (Lomita, CA) wrote the following note, which I'll quote essentially verbatim.

"The June 95 *Antique Radio* column in **Popular Electronics** was excellent. The Minerva Gets a Recap-



The model 6000-BAC Navy "troop entertainment radio" belonging to Bill Morris. You'll note a strong resemblance to the Minerva Tropicmaster.

ping' outlines very good capacitor replacement techniques for restoring antique radios. In my experience, re-capping is well worth the trouble. In the interest of authenticity, the paper and wax-type caps can be 're-packed.'

"First, the locations, polarities, and values are all recorded. Caps are then removed from the equipment. The wax is melted out carefully using a small sauce pan. While the paper tubes are still hot, the contents are pulled out.

"Suitable replacement caps are obtained and inserted into the empty tubes. Molten beeswax (which can be obtained from a beeswax candle) is now poured into the ends of the tube. The last step is to dip the caps into the molten wax several times, allowing them to cool between dips. The completed caps are now ready to be reinstalled and they look very authentic."

I had been aware, of course, that some restorers were melting out and replacing the insides of old paper caps. But I'd never read up on the details be-



A close-up of 6000-BAC's front panel shows its Spartan layout. The 6/115-volt power switch is under the speaker.

cause I didn't think I'd have the patience to do it myself. However, Kurt got it all out on the table with a few well-chosen sentences, and makes the process sound fairly easy to boot.

If you want to recap, but don't have the time or the patience to go through Kurt's process, here's what I'd recommend. Put the old capacitors inside a plastic baggie, with a note attesting their authenticity, and store the package inside the cabinet. That way another restorer (or perhaps you, when you're in a more mellow mood) can make the conversion later.

Sh...
Ft. NO SQUAT,
some
a que
memb
No Squa
ads circc
tured a w
large rear
tune an old
console.

Ray has a M...
one of the slan...
es Philco was m...
folks who wantea
stooping. He notica
scription that appe...
in French at the bott...
the dial, and doesn't

member seeing anything similar on other Philcos. Could it be the name of the dealer? Unfortunately, Ray didn't copy it for us.

Studying the photos with a magnifying glass, I can make out the words "Made in United States of America" at the bottom of the dial. About an inch below that is a three-word inscription I can't make out. Perhaps it's the mystery one that Ray described. Ring a bell with anyone?


HELP WANTED

The Tropicmaster articles caught the eye of Peter Maisch (816 Alderleaf Dr.,

Fuquay-Varina, NC 27526) because he is also restoring one of those sets. Peter's was modified (the rectifier tube was replaced with a selenium unit) and he needs a schematic.

Actually, a good copy of the Tropicmaster schematic can be found in the May, 1995 column. But anyone with further information should contact Peter directly.

Bill Exley (271 Northgate Dr., Tarpon Springs, FL 34689) has a Silvertone AM radio/record player/wire recorder and is enjoying listening to the recordings



Raymond Shetrone's slant-top Philco Model 38-7 allowed listeners to tune with "No Stoop, No Squat, No Squint."

that came with it (family meetings, music of the '30s and '40s, an auction). Everything works fine; Bill would just like more background information on the set.

Richard R. Ellis (2796 N Co. Rd. 260-E, Seymour, IN 47274-8615) seeks sources of parts and construction specifications for different types of old-time crystal sets. Jim Dutridge (1139 Shadowlawn, Toledo, OH 43609) could use some advice on reviving a Brunswick Balke Collender "Madrid" phono (circa 1923) that appears to have a broken

drive-motor mainspring.

Anyone familiar with the Electronic Measurements Corp. Model 101A VOM? Harold W. Taylor (336 Decatur Ave., Apt. 5B, Bronx, NY 10467) needs operating instructions and would also like to know the purpose of the male plug set into the right side of the instrument's wooden case. Can someone assist Ronald R. Care (104 N. Main St., Suite 214, Greensburg, PA 15601) with parts and schematics for Zenith R246853 Model 12-S-265? Chris Hodges (POB111 Woosung, IL 61091) is looking for suggestions on how best to market his Magnavox M-2A5P, which is complete, original, and in nice condition.

Denys Fredrickson (3923 E. Funston, Wichita, KS 67218) requires a schematic for a Jackson & Bell cathedral (model unknown;


swan on speaker grill; tubes: 3-24As and a 45). The model number is also unknown on a Zenith Transoceanic discovered by Donald LaPierre (44 Walnut Dr., Whitesboro, NY 13492) in an attic. It has flip-up and whip antennas and miniature glass tubes. He needs technical information.

How about schematics and technical information for a Lafayette All Band Radio Model HA-230 and a Hallicrafters Model S-86. If you can help, contact Leonard Frankenhouser, Unit 901, 291 Scarborough Dr., Conroe, TX 77304. Rick Newton (2384 Bellwood Dr., Pittsburgh, PA 15237-6634) needs the same for a Grun-dig Majestic 212OU. Ray Moran (3316 Guadalupe St., #213, Austin TX 78705, Phone: 512-458-1476) is legally blind but likes to work on old TVs (with the help of

very powerful eyeglasses). He's stumped by a 1964 RCA color set (CTC-16E chassis) with vertical linearity problems. He would like to consult with older technicians who have worked on the model and also to acquire a test jig with appropriate adapters.

How about a power transformer and schematic for a Telefunken S/N 11561? Carl Louis (1407 New York Ave., Brooklyn, NY; Phone: 718-826-3212) needs them. Can anyone send Alan Johnson (2490 Sharon Way, Reno, NV 89509) a copy of the dial-stringing diagram for a Hallicrafters S-19R Sky Buddy? Finally, Albert C. Anderson (5258 Cordelia Ave, Baltimore, MD 21215-5023) could use advice on jury-rigging a battery pack for a Triplett VOM/VTM, as well as Triplett's address, if the firm still exists. ■

Get your copy of the CRYSTAL SET HANDBOOK



Go back to antiquity and build the radios that your grandfather built. Build the "Quaker Oats" type rig-wind coils that work and make it look like the 1920's! Only \$10.95 plus \$4.00 for shipping and handling. Clagck Inc., P.O. Box 4099, Farmingdale, NY 11735. USA Funds ONLY! USA and Canada—no foreign orders. Allow 6-8 weeks for delivery. MA01

★ 1995 CATALOG OF THE WORLD'S MOST FAMOUS CB ANTENNAS & ACCESSORIES ★

— FIRESTIK CB ANTENNAS —

2614 E. Adams · Phoenix, AZ 85034

Write or Call, 602-273-7151

ANTIQUE RADIO CLASSIFIED

Free Sample!

Antique Radio's Largest Circulation Monthly. Articles, Ads & Classifieds.

6-Month Trial: \$17.95. 1-Yr: \$34.95 (\$51.95-1st Class). A.R.C., P.O. Box 802-L14, Carlisle, MA 01741 Phone:(508) 371-0512 VISA/MC Fax:(508) 371-7129



Learn VCR repair!

Home study. Learn high-profit repairs without investing in high tech instruments. Free career literature: 800-223-4542.

Name _____ Age _____
Address _____
City _____ State _____ Zip _____

The School of VCR Repair, Dept. VRP341
PCDI, 6065 Roswell Rd., Atlanta, GA 30328

Earn \$1000

A Week While You Learn High Paying VCR Repair.

Earn While You Learn . . . Secrets Revealed . . .



Train at Home

If you are able to work with small hand tools and possess average mechanical ability, you could earn top dollar part time or full

time. Our learn by doing method teaches you how to work on VCR's without boring unnecessary electronic basics.

For Free Information Package Send Coupon to:

Foley-Belsaw Institute, 6301 Equitable Road, Kansas City, MO 64120

Check VCR or another High Paying Career Field (Check One Box Only)

VCR Repair, Dept. 62403
 Computer Repair, Dept. 64300
 TV/Satellite Dish, Dept. 31178
 Advance VCR Repair, Dept. 65056
 Camcorder Repair, Dept. 66066
 Fax Repair, Dept. 67066
 Printer Repair, Dept. 68065
 Computer Programming, Dept. 35126

Since 1925

Name _____
 Address _____
 City _____
 State _____ Zip _____

CIRCLE 172 ON FREE INFORMATION CARD

COMPUTER BITS

By Jeff Holtzman

Going Online

Here's a quick quiz for you to take: Which of the following statements are true: The online world is fascinating. The online world is boring. There is lots of useful information online. The vast majority of the online information is garbage. There is intelligent, informed discussion on every conceivable topic. There is a bunch of offensive, boorish dolts who have no other way of getting an audience. It's a home for

extremist groups. It's middle-America's newest playground.

Answers:

- A.** All of the above.
- B.** Some of the above.
- C.** None of the above.

If you chose A, go to the head of the class. The rest of you need to fire up those modems and get connected!

GETTING CONNECTED

In the past, there were

three basic choices: traditional bulletin-board services; commercial online services such as America On-line (AOL), Byte Information Exchange (BIX), CompuServe, GENIE, MCI Mail, Microsoft Network (MSN), and Prodigy; and the Internet. Now, however, most if not all commercial services offer some type of Internet connectivity, ranging from just e-mail to full Internet access, and many BBS systems are following suit.

The Internet has changed the rules of the online game, probably forever. Originally, the Internet was just a bunch of UNIX computers linked together. Using arcane command-line programs, you could send files and e-mail, log in to remote systems, and more. Most of those services are still available, and you can often get GUI front ends that take care of some of the gory details for you.

Running over the Internet is the World-Wide Web (WWW). You can access the Web by either character-based or graphical systems. Mosaic, Netscape and similar software programs are Windows-based GUI packages for accessing the Web. They rely on underlying UNIX-based programs and protocols for transferring screen-image data files, and data returned as the result of a search.

The graphical nature of the Web has made it famous and has attracted huge publicity. But, in my opinion, it is also the weakest and most abused feature. At first it's thrilling to

(Continued on page 85)

TABLE 1 — ONLINE SERVICE ACTIVITIES

Activity	Description
E-mail	Essential for interacting with readers, business clients, vendors, and friends. Nearly all on-line services can now exchange e-mail with each other and with Internet addresses. In this context, "e-mail" means ASCII text. Among members of a given service, it is often possible to exchange binary files, but that's not a given. Binary files can be converted to ASCII format for transfer, but file size increases, and the converters occasionally have incompatibilities. Nonetheless, the capability can be a life-saver in some situations. The key utilities are "UUencode" and "UUdecode." These utilities resemble PKZIP, except that they do not compress and expand files, but rather convert to and from ASCII. You can get copies from most commercial services, many Internet/Web sites, and from BBS systems.
Product Support	Useful for downloading drivers and patches to computer products, for interacting with tech support staff, and for interacting with other users, who may have already solved the problem I'm experiencing.
Vendor Interaction	Useful for getting product information, participating in beta programs, learning about new releases.
File Downloading	Occasionally useful for getting shareware and public domain program and data files.
Research Information	Commercial services offer indexed databases of textual information, including scientific and technical journals, popular magazines, electronic dictionaries and encyclopedias, business and personal information (name, address, etc.), and more. The Internet also contains much research information, but finding what you need is difficult, and attributions and citations for academic and professional work may be unavoidable, rendering the information all but useless.
Conferences, "Chatting," and CB Simulators	I don't have much use for these, but many people find them entertaining.
Vanity Publishing	It is very trendy now to have your own "home page" on the Web. Most often these are silly self-indulgent sites with no value other than feeding the ego of the author.
Advertising	Early in its life, Prodigy (a joint venture of Sears and IBM) attained infamy for being the first on-line service to constantly bombard the user with advertising. This means that a percentage of the bandwidth you pay for is constantly used for transferring commercials to your PC. If you don't want the commercials, too bad. Fortunately, the practice has not spread to other services.

The Four-Year Electronics Degree Program That Really Hits Home!

Bring The Technology Home With A Bachelor Of Electronics Engineering Degree. No Hassles. No High Cost!



Now's the time to prepare for a profitable career.

We've lowered the cost of higher education.

It's true! You can earn a four-year Bachelor of Electronics Engineering Technology degree today ... and prepare yourself for a high-paying electronics career ... without quitting your job or ever leaving your home. Because World College, an affiliate of the Cleveland Institute of Electronics, offers you the total flexibility of independent study programs proven effective for people like you who truly want to succeed! World College independent study lessons help you build valuable skills

**Mail/Fax Today
or Call
1-800-696-7532**

step-by-step, and expert instructors are personally available to you with a toll-free call. What a way to earn an education!

A world of opportunity.

Where is your career headed? With a four-year bachelor's degree from World College, you call the shots, choosing from incredible, high-paying opportunities in electronics, telecommunications, computer, electrical power, and many other growing fields.

World College gives you the skills, the knowledge, the power to take advantage of your best opportunity in electronics. And you can do it all at your own pace!

Without leaving home.

World College continually works to provide its students with the most advanced education tools. From the latest equipment and reference books to breakthrough computer-simulated experiments, students are exposed to the latest technological advancements.

All the equipment, parts, and software you need are included in your affordable tuition, including more than 300 hands-on lab experiments you can complete in your home.

Choose your own pace.

Earn your bachelor's degree on your time — and at your pace — because you pay tuition to World College only as you complete the upper-level semesters close to graduation. The faster you make it through, the less you pay. So you have an incentive to make your future happen quickly — yet the freedom to choose your own pace!

Send today for your FREE course catalog — and give yourself that future you've always wanted — with an electronics degree education from World College.



Take charge of your future in electronics.

Four Powerful Reasons To Connect With World College Today:

- 1. Earn your four-year degree!**
- 2. Self-paced training!**
- 3. Independent study in your home!**
- 4. Expert instruction!**

Give Me The Power!

Send me a FREE World College course catalog today!



(Please Print Neatly)

Name _____

Address _____

City _____

State, Zip _____

Phone () _____

Age _____

**For faster service, call
1-800-696-7532,
or call
1-804-464-4600.**

**Or fax this coupon to
1-804-464-3687.**



Lake Shores Plaza
5193 Drive, Suite 113
Virginia Beach, VA 23455-2500



Affiliated with
Cleveland Institute of Electronics
WAH23

THINK TANK

By John J. Yacono
Technical Editor
Windows Magazine

Radiating Circuits

Before I continue our tutorial on capacitors, I'd like to ask a question. It's been my goal to write tutorials for the beginning hobbyist, while presenting letters to appease the more advanced. My question is whether both are at the right level for the intended reader? If you have an opinion, please reply so that I can make adjustments.

Last time, I introduced the idea of electrolytics, which

enhance the charge a capacitor can hold. I also pointed out that the electrolytic used determines the voltage a capacitor can handle. That points to a defining characteristic of a capacitor: its working voltage at DC, or its WVDC rating. To expose a capacitor to voltages above its WVDC is asking for trouble, so when choosing a capacitor for a DC circuit, make sure its WVDC is at least 20% higher than the voltage applied by the circuit. For AC circuits, make sure the capacitor's WVDC is 20% higher than the rms (root-mean squared) value of the voltage to be applied.

By the way, the 20% safety margin I'm using is just a figure I've found to work for me. If you're more cautious, you might want to use a larger margin. I wouldn't suggest going much lower, however.

That brings us to another restriction of certain electrolytic capacitors: polarization. Most electrolytics only work properly when exposed to voltage applied in the right direction. Those capacitors charge and discharge like any other, but one plate must always be more positive than the other if a significant charge is present. Violating that rule for polarized electrolytics can damage them if the reverse voltage is large enough.

Next time we'll talk about how capacitors are rated and how to read their markings. For now, let's look at some illuminating circuits from our friends.

BAR-GRAPH DISPLAY

Sure, your capacitance meter will read the value of your capacitors, but will it check their discharge rate? Here is a circuit (see Fig. 1) that enables you to watch low-voltage capacitors discharge. The circuit contains an extended voltage divider that feeds reference voltages to the sections of two LM339 comparators. Each comparator drives its LED, provided the voltage of the capacitor under test is greater than the comparator's reference voltage.

High-capacity electrolytics, up around 220 μF , will take about 15 to 20 seconds to start turning off the LEDs; that indicates that the capacitors are discharging. Therefore, the rate that the LEDs extinguish is in direct relation to the capacitor's capacitance. Small-value capacitors around 0.002 μF will only flash the lower LEDs at a fast, but visible, rate.

The circuit can be adjusted with R1, a 200,000-ohm (or higher) potentiometer. That component will vary the rate that the LEDs extinguish. You will probably want to decrease the rate for small-value capacitors and increase it for electrolytics. That can also be accomplished somewhat by changing the value of R10, the 56,000-ohm resistor across the input at pin 10 and pin 12 (ground) of U2-d.

The bar graph can be made smaller by using only one LM339 and four LEDs. Or, it can be made larger by using as many as five LM339s and twenty LEDs.

You could use a battery

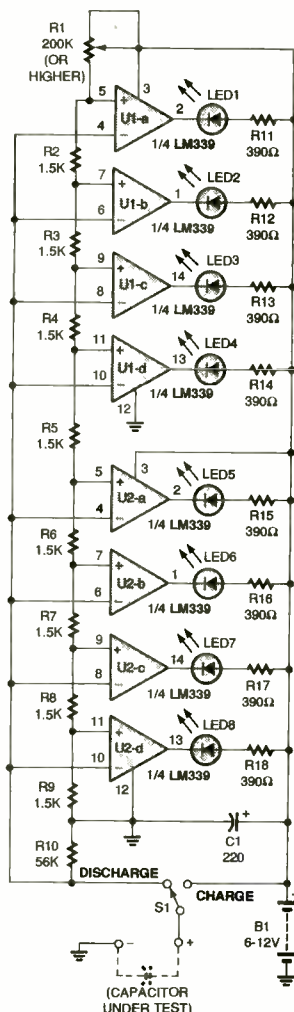


Fig. 1. This circuit actually lets you watch low-voltage capacitors discharge.

supply of between 6 to 16 volts. Just make sure to select a battery that is of a lower voltage than the rated working voltage of the capacitors that you are testing.

—Lawrence J. Patalunas, Langhorne, PA

This is a neat circuit loaded with possibilities. One great use for the circuit is to check electrolytics before placing them in timing circuits. The timing of electrolytics is notoriously unpredictable because of their high leakage current, and unusual (not entirely exponential) charge curves.

For that, I'd start by adding a charging resistor and connecting the positive post for the capacitor directly to the inverting inputs of the comparators (bypassing S1). Then I'd rewire R10, S1, and the charging resistor so that S1 switches the capacitor between the charging and discharging resistors. Also, making a socket for R10 and the charging resistor would allow you to experiment with their values. Then I'd adjust R1 to set the reference voltages of two of the comparators to be roughly equal to the trigger and threshold values of the timing circuit I would build.

Submitting various electrolytics and discharge resistors for the test should produce a timing I could live with.

Making R10 and the charging resistor variable would make the job even easier. However, I would place protective resistors in series with them to prevent damage from excessive current.

Another thing I would do is simplify the circuit by using dot/bar-display-driver chips. Three that come immediately to mind are the LM3914, LM3915, and the LM3916. The LM3914 con-

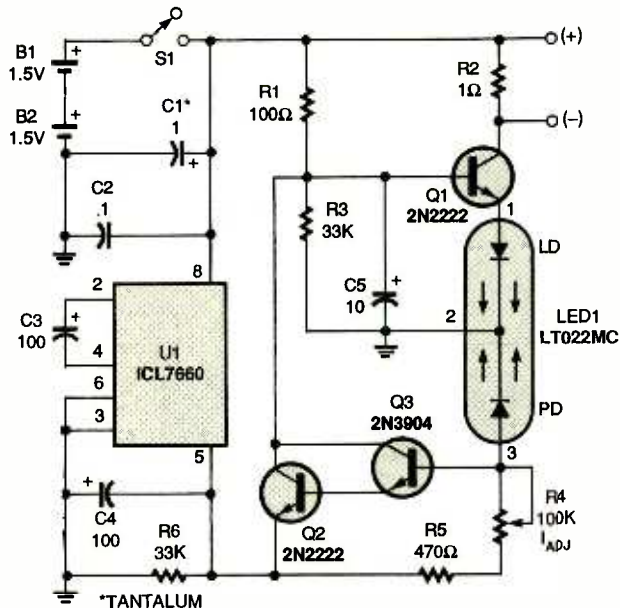


Fig. 2. Here's a simple laser-drive circuit that's based on Sharp's LT022MC infrared laser diode. It's an ideal low-cost circuit to build for laser enthusiasts; the diode is available for approximately \$5.00.

tains a voltage ladder that divides the supply voltage for a linear display (like yours), while the other two produce logarithmic displays.

DH LASER DRIVE

This simple circuit (see Fig. 2) is based on Sharp's LT022MC infrared laser diode. It is a CW double hetero-structure device that emits 3 to 5 mW at 780 nm. Those are available at \$5.00 each in small lots.

I advise bread-boarding the circuit first, so that trimmer-potentiometer R4 (the current-adjust control) can be optimized. Please note: the laser diode and the ICL7660 are ESD sensitive, so take proper precautions when handling them! The laser also requires minimum heat sinking of 1 square inch. Lead dress isn't critical in the circuit, which was optimized for operation on two "AA" cells. The cells will function for several hours, down to about +2.5 volts, before needing replacement.

Integrated-circuit U1 is a

voltage-converter chip (available from Digi-Key and other sources) whose output of -2.6 volts is used for the negative supply. Transistor Q1 drives the laser, while Q2 and Q3 control the drive to Q1 via negative feedback derived from the PIN photo-diode (PD) in LED1.

With power off, set R4 to its maximum resistance, connect a DVM (in the 200-mV range) across R2, and then turn on the power. Lower R4 very slowly towards minimum resistance while you monitor the current (1 mA/mV) through R2. The current (40 to 45 mA, typically) will gradually rise

to a peak about 5 mA above your initial current, fall slightly, and then level out.

The typical efficiency of the LT022 is about 0.3 mW/mA, so, slowly advance R4 until you reach operating current, which is about 10 mA higher than the threshold current. The output will be about 3 mW, a safe level for the laser. Turn power off and measure the resistance in R4 (mine was about 2000 ohms). Replace R4 with a lower-value trimmer potentiometer that's large enough to give you the measured resistance for more precise adjustment (I used a 5000-ohm unit). Set it at maximum resistance, power up, and adjust for operating current.

You can safely test the beam with Radio Shack's Infrared Sensor Card (No. 276-0099). Avoid exposing your eyes to the beam to prevent radiation damage!

—Skip Campisi, South Bound Brook, NJ

Very nice circuit. I really like the Darlington-pair-based feedback section for controlling Q1. By the way folks: Only build this circuit if you know how to properly handle lasers. They can easily damage your eyes if not handled with caution.

Oh, I've also come across 7660s that enter into metastable states (and get very hot) under the right conditions. Try using a 7662 instead.

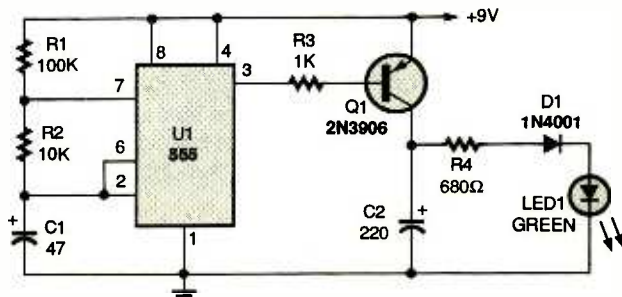


Fig. 3. This simple circuit emulates the flash of a firefly with respect to the light's color, attack and decay time, intensity, and flash frequency.

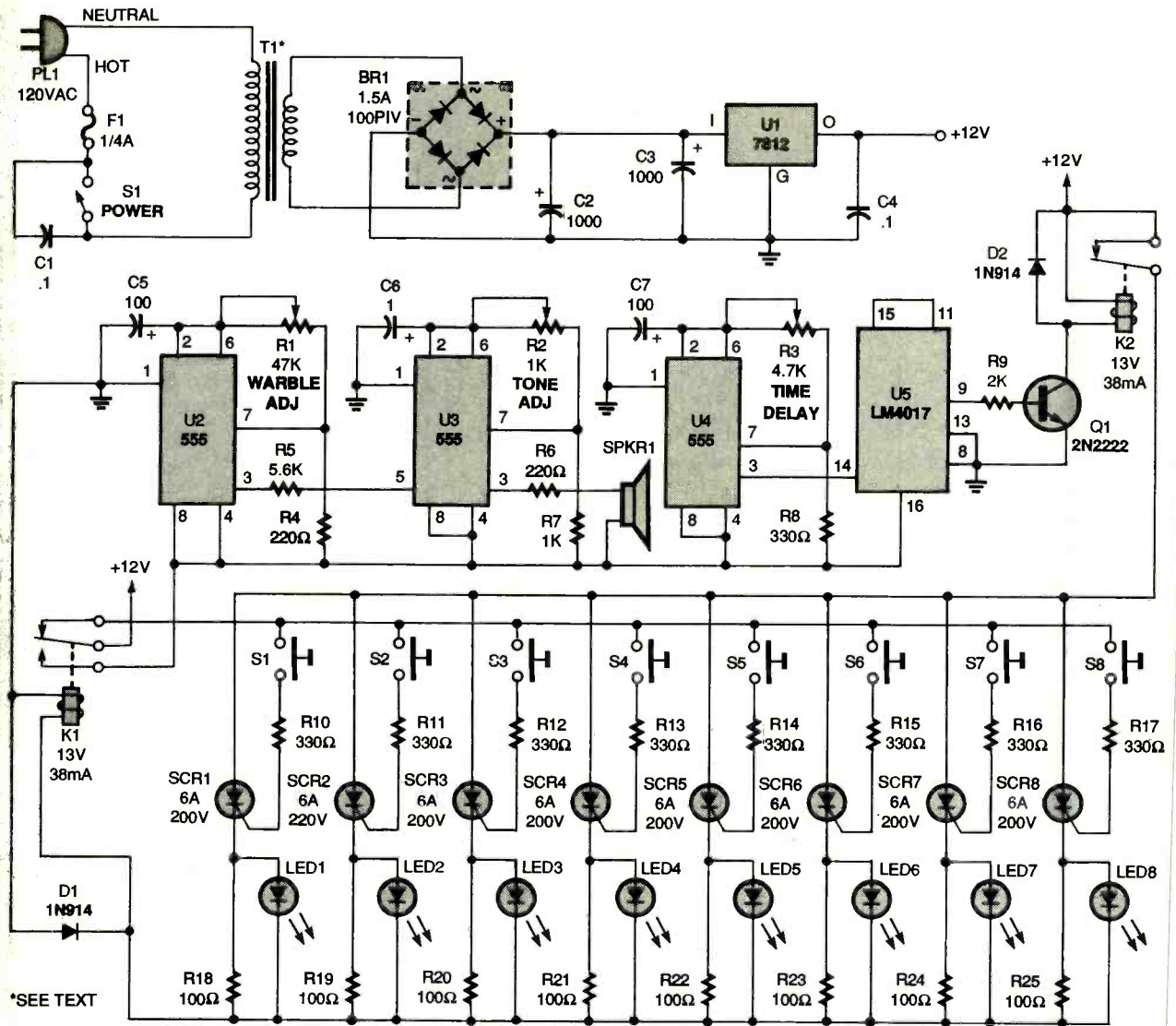


Fig. 4. Do you enjoy games like Family Feud and Jeopardy? Here's a contestant lock-out circuit that indicates which of up to eight players rings in first.

ELECTRIC FIREFLY

Using a flashlight to attract fireflies for summer-evening fun with the kids is not necessarily the most elegant technique. To the rescue is this simple circuit that emulates a firefly flash much better, with respect to the light's color, attack and decay time, intensity, and flash frequency. Our firefly lasts indefinitely, dislikes moist soil, doesn't eat bugs (but consumes electrons supplied by a 9-volt battery), and is adjustable to match the flash characteristics of any of the 125 types of firefly found nationwide.

The circuit (see Fig. 3) is nice and simple. A 555 timer generates a 0.25-Hz, high duty-cycle square-wave, with timing characteristics set by R1, R2, and C1. The PNP transistor inverts the output to create a low duty-cycle signal. The 680-ohm resistor (R4) and the 220- μ F capacitor (C2) cause the light intensity to decay as the capacitor discharges through the green LED.

End result: an electronic firefly that flashes every four seconds. The green flash lasts about half a second and displays notable attack and decay characteristics.

—Nick Cinquino, Schaumburg, IL

My five-year-old is going to love this one. While this column will appear in our December issue, it's mid-July as I write this, and lately at night she's been running around the yard with a jar in her hand after the elusive illuminaries.

One thing I think I'll experiment with is the type of LED. I've got some high-intensity green LEDs that are easy to see from a distance, but they lack the warm glow of a firefly or a frosted-lens LED. I'll do some experimenting and find out what works best.

CONTESTANT LOCK-OUT CIRCUIT

Here's a circuit (see Fig. 4) that I built and perfected for my school. It is a Jeopardy-type buzzer, and its purpose is to indicate who of up to eight contestants rang in first so that he or she can answer a question. It also gives an audio signal to the contestants so that they will stop attempting to ring in. The circuit is very fast, which almost eliminates the chance of two or more people having a tie.

The circuit contains eight silicon-controlled rectifiers (Continued on page 89)

CIRCUIT CIRCUS

By Charles D. Rakes

One-Transistor Circuits

Welcome back, circuiters! This time around we are going to take a look at some simple single-transistor circuits. Looking back it sure doesn't seem like it has been over forty years since the first low-cost transistor hit the scene. But it has. Now, without further ado, let's get to our circuits.

VOLTAGE REGULATOR

Our first transistor circuit is an application that takes advantage of the device's base/emitter relationship when used in the common-collector mode of operation. Take a look at the circuit in Fig. 1, and you will probably recognize it as a simple, but often used,

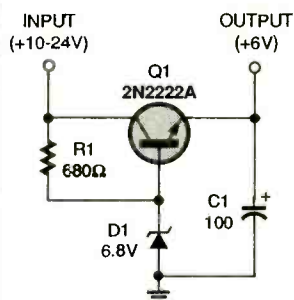


Fig. 1. This simple regulator circuit will output a constant 6-volts DC.

positive voltage regulator.

In a common-collector circuit, the transistor's emitter will follow and maintain the base voltage minus the device's junction-voltage

PARTS LIST FOR THE VOLTAGE REGULATOR (Fig. 1)

Q1—2N2222A NPN transistor
 D1—6.8-volt Zener diode
 R1—680-ohm, ¼-watt, 5% resistor
 C1—100-µF, 16-WVDC, electrolytic capacitor
 Wire, solder, power source, etc.

losses. The circuit's output will be about one volt less than the Zener diode's rated voltage. As shown, the circuit will output a constant 6 volts as long as the DC input voltage is within the range shown.

CONSTANT-CURRENT SOURCE

Our next transistor application is in a constant-current-source circuit. In the circuit of Fig. 2, the transistor's base voltage is set by the 6-volt Zener diode, D1, and the emitter's current is determined by the value of

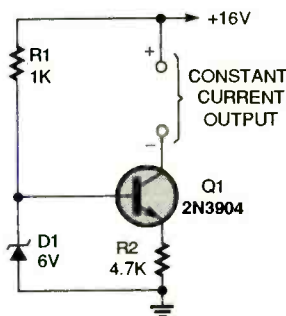


Fig. 2. The value of the constant-current output is found by dividing the Zener's voltage rating by the value of R2.

R2. Dividing the Zener voltage by R2's resistance gives the constant current value. The current flowing through the transistor's collector circuit, for all practical purposes, is the same as the current flowing in the emitter circuit.

SIMPLE AUDIO AMPLIFIER

About the simplest common-emitter audio-amplifier circuit you could throw together is shown in Fig. 3. While the circuit is shown with a 2N3904 for Q1, just about any junction

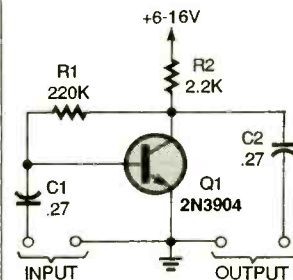


Fig. 3. This is about the simplest audio amplifier to build and use. Virtually any other NPN transistor can be used in place of the specified 2N3904.

PARTS LIST FOR THE CONSTANT-CURRENT SOURCE (Fig. 2)

Q1—2N3904 NPN transistor
 D1—6-volt Zener diode
 R1—1000-ohm, ¼-watt, 5% resistor
 R2—4700-ohm, ¼-watt, 5% resistor
 Wire, solder, power source, etc.

transistor will work fine in this circuit. The reason for that is the biasing technique used in the circuit—the transistor's base bias current is fed in a negative feedback fashion from the collector. That allows satisfactory results using transistors with widely

PARTS LIST FOR THE SIMPLE AUDIO AMPLIFIER (Fig. 3)

- Q1—2N3904 NPN transistor
- R1—220,000-ohm, ¼-watt, 5% resistor
- R2—2200-ohm, ¼-watt, 5% resistor
- C1, C2—0.27-µF, Mylar capacitor
- Wire, solder, power source, etc.

varying gain.

If you choose to use a different transistor for Q1, you might also need to change the value of R1 to get the best results. To find the appropriate R1 value, connect a voltmeter to the transistor's collector and circuit common, and then select a value for R1 that produces a meter reading that is half the supply voltage.

IMPEDANCE-MATCHING CIRCUIT

The circuit in Fig. 4 places the transistor in an emitter-follower circuit configuration. That arrangement makes a good impedance-matching circuit. That is, the circuit will take the high-

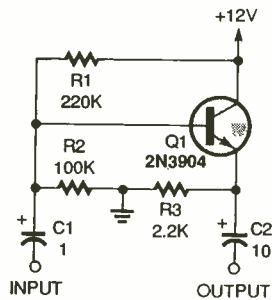


Fig. 4. This circuit matches a high impedance at its input to a low impedance at its output.

impedance output of a circuit that precedes it and matches it to the low-impedance input of a circuit that follows it with little, if any, loss. Again, the circuit can be optimized by connecting a voltmeter to the emitter and circuit common and selecting R1 to produce a reading that's half the supply voltage.

PARTS LIST FOR THE IMPEDANCE-MATCHING CIRCUIT (Fig. 4)

- Q1—2N3904 NPN transistor
- R1—220,000-ohm, ¼-watt, 5% resistor
- R2—100,000-ohm, ¼-watt, 5% resistor
- R3—2200-ohm, ¼-watt, 5% resistor
- C1—1-µF, 16-WVDC, electrolytic capacitor
- C2—10-µF, 16-WVDC, electrolytic capacitor
- Wire, solder, power source, etc.

PARTS LIST FOR THE LED-ON DRIVER (Fig. 5)

- Q1—2N3904 NPN transistor
- LED1—Light-emitting diode, any color
- R1—3300-ohm, ¼-watt, 5% resistor
- R2—1000-ohm, ¼-watt, 5% resistor
- Wire, solder, power source, etc.

PARTS LIST FOR THE LED-OFF DRIVER (Fig. 6)

- Q1—2N3904 NPN transistor
- LED1—Light-emitting diode, any color
- R1—3300-ohm, ¼-watt, 5% resistor
- R2—1000-ohm, ¼-watt, 5% resistor
- Wire, solder, power source, etc.

LED-CONTROL CIRCUITS

Our next entry, see Fig. 5, features a transistor operating as an LED driver that turns on the LED when the transistor's base goes positive. Input voltages from 5- to 9-volts will turn on the circuit and the LED's current is set by the resistance value used for R2.

If, on the other hand, you want the LED to be on in the absence of an input, the circuit in Fig. 6 will do the trick. In that circuit, the LED turns off when a positive input is fed to the base of Q1.

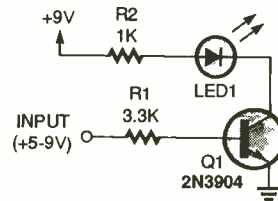


Fig. 5. When a positive 5- to 9-volt signal is present at the input, the LED is turned on.

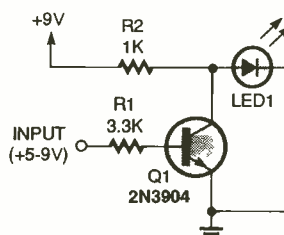


Fig. 6. This circuit turns the LED off when a voltage is present at the input.

If you wish, PNP transistors can be used in either or both circuits. However, you will have to reverse the polarity of the power supply voltage and the LED.

RELAY DRIVER

Our last circuit this month is a single transistor relay driver with a contact-activated latching function (see Fig. 7). When +5 volts or more are present at the input, Q1 turns on, activating the relay.

Once the relay has closed, the circuit is latched through the relay contacts carrying current to the base of the transistor, keeping it on and the relay energized.

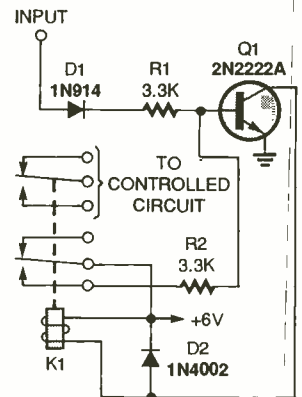


Fig. 7. This relay-driver circuit has a latching feature that keeps the relay on once it is initially energized.

PARTS LIST FOR THE RELAY DRIVER (Fig. 7)

- Q1—2N2222A NPN transistor
- D1—1N914 silicon diode
- D2—1N4002 silicon diode
- R1, R2—3300-ohm, ¼-watt, 5% resistor
- K1—DPDT relay, 5-volt coil
- Wire, solder, power source, etc.

The circuit can be unlatched by interrupting the circuit's power source, or by taking the base of Q1 to ground.

While there are enough single-transistor circuits to fill several volumes, and then some, that's all the room we have for now. See you all soon.

MULTI-VISION ELECTRONICS

Converters & Descramblers

- *Jerrold *SA
- *Tocom *Oak
- *Zenith *More



Why tolerate unbearable, monthly cable fees when you can buy for less at Multi-Vision?

1-800-835-2330

BEST BY MAIL

Rates: Write National, Box 5, Sarasota, FL 34230

BUSINESS OPPORTUNITIES

EARN AMAZING PROFITS! Stun Guns, Sprays, Alarms. Free Catalog 509-457-0688.

WORLD'S BEST HOME Business! Amazing five-step plan revealed! FREE book! Mailmax, Box 165AJ, Sharpville, PA 16150.

COMPUTERS & SOFTWARE

FREE DISK CATALOG!!! Inexpensive, Quality IBM Shareware. (ASP) MOM 'N' POP'S SOFTWARE, PO Box 15003-E, Springhill, FL 34609-0111. 1-904-688-9108.

MONEY WITH YOUR Computer. Free Disks. CAPCOM, Box 8282, Montgomery, AL 36110.

EDUCATION & INSTRUCTION

HIGH SCHOOL DIPLOMA At Home, Accredited, Fast. "Failure-Proof" 1-800-470-4723, American Academy, 12651 S. Dixie Highway, Miami, FL 33156.

OF INTEREST TO ALL

THOUSANDS FREE GIFTS For The Asking \$6.95: JHEDW-RALT, PO Box 898, Lehigh, FL 33936-0898.

DRIVE A NEW Vehicle \$800 Down, \$75 Month. SASE to: JRMCO, 6925 Ashley Dr., Colo Spgs, CO 80922.

"YOUR FREE CATALOG KNOCKED MY SOCKS OFF"

We get that sort of comment all the time. People are impressed that our free Consumer Information Catalog lists so many free and low-cost government booklets. There are more than 200 in all, containing a wealth of valuable information.

Our free Catalog will very likely impress you, too. But first you have to get it. Just send your name and address to:

Consumer Information Center
Department KO
Pueblo,
Colorado
81009



A public service of this publication and the Consumer Information Center of the U. S. General Services Administration

It started in America!

The creators are the masters in manufacturing the finest video products...

You probably don't associate VCR's with American technology. Fact is, video recording has its origins in America and it was 3M that brought video recording out of the lab and into your living room. Today, 3M video tape is the choice of all the major networks. No other tape company has ever won an Oscar or an Emmy. 3M Black Watch tape follows in this tradition—service and quality go hand in hand. Here are three Black Watch products you should be using at home!

Clean up! With constant playing and using of degrading dry or wet cleaners, the output of your video tapes has slowly diminished to an unacceptable level and the VCR plays as if it has a head cold! The culprit is most likely clogged and dirty video and/or audio heads. The 3M Black Watch™ Head Cleaner Videocassette uses a patented magnetic tape-based cleaning formation to remove head clogging debris. No foreign substances such as cloth, plastics or messy liquids and no harsh abrasive materials are present. The cleaner's usable life is 400 cleanings or more!

It's easy to use. Place the 3M Black Watch™ Head Cleaner Videocassette in the VCR and press the Play button. A pre-recorded message will appear clearly on your screen and an audible tone is heard, telling you that the cleaning process is now completed. No guess work; you never over clean! Priced at \$19.95.

For the VCR! Once your VCR's record and playback heads are cured, and the unit plays like new, consider using the finest videocassette you can buy—the 3M Black Watch™ T120 Hi Pro VHS 4410 Videocassette. The 4410 is the highest performing videocassette available today for use with all standard format VHS recording hardware!

Here's what you hear and see....A sharp, clear picture—brightest ever colors—freedom from streaks, flashes and snow—outstanding high-fidelity audio reproduction—optimum camcorder performance—maintains recording integrity. 3M Black Watch™ video tape is 100% laser inspected to guarantee surface smoothness and drop-out free performance. Priced at \$8.00

You saw it here first! 3M Black Watch™ 0900 8mm video tape cassette loaded into your Hi Band camcorder delivers the finest picture and sound possible in the 8mm format. Extremely fine particles of pure iron alloyed with nickel and cobalt deliver a video performance exceeding 400 lines of horizontal resolution. You get the advantage of an exceptional video image with superior audio re-



For the clearest pictures you ever record!

production. This means your Hi 8 format camcorder will produce the best video and audio definition possible. With the 3M Black Watch™ 8mm cassette, the recording capability and performance of your camcorder will be significantly enhanced. Priced at \$14.95.

Clagg Inc. — 3M VHS Special Offer
P.O. Box 4099,
Farmingdale,
New York 11735

Yes, I like your offer and here is my order for 3M Black Watch™ products!

- ___ 3M Black Watch™ 0900 Hi Band-120 8mm Cassette (\$14.95 each) \$ _____
- ___ 3M Black Watch™ T120 Hi Pro VHS 4410 Videocassette (\$8.00 each) \$ _____
- ___ 3M Black Watch™ Head Cleaner Videocassette (\$19.95 each) \$ _____

Shipping and handling per order \$4.00

Total Amount in U.S. Funds only \$ _____

New York residents add local sales tax. Canadians add \$6.00 per order. No foreign orders. Do not send cash.

Bill my VISA MasterCard

Card No. _____

Expire Date ___/___/___

Signature _____

Name (Please print) _____

Address _____

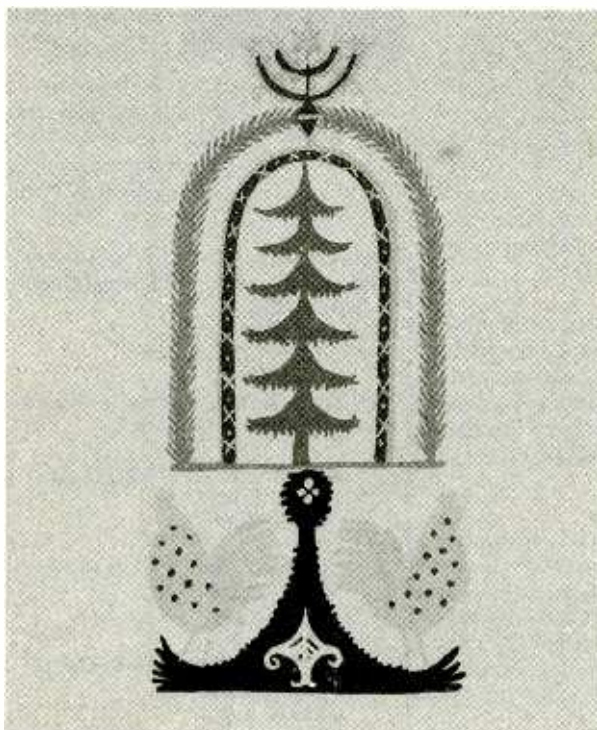
City _____ State _____ ZIP _____

DX LISTENING

By Don Jensen

The Voice of Terror

This was a year when many shortwave listeners came face to face—or more aptly, speaker to ear—with terrorism. Listeners have long known that when something important happens, wherever in the world, firsthand reports are no further away than their shortwave receiver. Unfortunately, in 1995, that included some tragic events.



In time for the holiday season, here's a bit of Christmas folk art from Polish Radio, Warsaw.

Before March 20, most Americans never heard of Aum Shinrikyo, a Japanese-based cult that claims some 30,000 followers worldwide. On that day, though, a deadly nerve gas, Sarin, was released in Tokyo's crowded subway system during the morning rush hour. The terrorist attack, allegedly by members

of the cult, killed ten people. More than 5000 were treated for gas exposure and injuries in what the Tokyo daily, *Nihon Keizai Shimbun* termed "an assault against society."

Alert shortwave listeners, however, had heard about Aum Shinrikyo—Japanese for "Supreme Truth"—long before. The apocalyptic cult had been broadcasting English-language programs on shortwave for some time. The broadcasts, pre-recorded in Aum Shinrikyo's studios in Japan, were aired at 0430 and 2030 hours UTC from Russian SW transmitters near Vladivostok in the Far East.

Those cult programs might have gone relatively unnoticed by SWLs but for the fact that they immediately followed, on the same frequencies, the *Voice of Russia* World Service broadcasts in English. Other broadcasts of *Radio Aum Shinrikyo* were in Japanese. Some listeners even received QSL replies to their reception reports.

Moscow-based *Voice of Russia* denied any involvement, saying it had rejected a 1992 bid by the Japanese cult to buy broadcasting facilities in the former Soviet Union. However, Russian authorities in the Far East leased airtime to Aum Shinrikyo.

The broadcasts via Vladivostok even continued for several days after the subway terrorism, when suspicion had fallen on Aum Shinrikyo. Monitors reported that the cult's "venerated master," Shoko Asahara, called upon his followers to be prepared "to face

death without regrets."

Asahara also spoke of police injustice in raiding cult compounds in Japan and claimed the media was spreading false information to prejudice the public against his group.

As evidence increasingly focused on Aum Shinrikyo, the Japanese applied diplomatic pressure and Russian officials ended the cult's programs on March 23. Nearly a month later, a Moscow district court banned the domestic cult's activities and forbid any future broadcasts from Russian soil.

Less than a month later, a huge explosion caused massive death and destruction in Oklahoma City. This time it was home-grown terrorism. As the FBI rounded up suspects, the spotlight was turned on right-wing extremist groups.

Though not tied to the Oklahoma City bombing, self-styled militia and "patriot" organizations soon were being publicly criticized for their extremist dogma. Such groups, reportedly, are linked by an informal communications net of faxes, e-mail, and shortwave broadcasts.

A Nashville, TN, shortwave station, *WWCR* owned by F.W. Roberts Broadcasting, New Orleans, LA, sells air time to many organizations, most of them—83 percent, according to the station—religious. But, as many SWLs know, *WWCR*, like some other private U.S. SW broadcasters, also rents radio hours to spokesmen with other agendas, mostly from the far-right of the political spectrum.

One such program, Mark Koernke's "The Intelligence Report" draws particular fire. Koernke, a "militiaman" from Dexter, MI, was widely quoted in the days after the Oklahoma blast as alleging the whole thing was a plot by the federal government. Eight days after the blast, the station responded with a press release, announcing that, "at least temporarily," it would not air Koernke's program.

WWCR said it was "wrong to accuse any one group, no matter how 'far right' it might be of responsibility for the Oklahoma City incident," but it urged broadcasters like Koernke to consider that their words, "no matter how innocent or rhetorical or satirical they may in fact be, have the power to push certain people over the edge into violence."

WWCR claimed it is unable "to review programs in advance, or even during their airing, for content," but said if there are complaints, "programs that are offensive to our listeners are censored and/or canceled." Despite that, the station concluded its press statement flamboyantly: "Going boldly where no other shortwave broadcaster dares. WWCR."

As of this writing, WWCR broadcasts from 0000 to 1100 UTC on 7435 kHz; 0100 to 1200 UTC on 5935 kHz; 1100 to 2100 UTC on 15,685 kHz; 1200 to 0100 UTC on 13,845 kHz; 1400 to 2300 UTC on 12,160 kHz; 2100 to 0000 UTC on 9475 kHz; and 2300 to 1400 UTC on 5065 kHz.

*Credits: Marie Lamb, NY; William McGuire, MD; Don Moore, IA; Marina Pappas, SD; Ed Rausch, NJ; North American SW Association (45 Wildflower Road, Levittown, PA 19057); World DX Club (c/o Richard D'Angelo, 2216 Burkey Drive, Wyomissing, PA 19610)

IN THE MAIL

Harold McQuade, Memphis, TN, writes with word of a contest for SWLs: "Your readers might be interested in entering a contest sponsored by Radio Havana Cuba. The station will celebrate its 35th anniversary in 1996. To mark the event, it is asking listeners to write an essay on the theme: What has Radio Havana Cuba meant to you in these 35 years?"

"The writers of the five best entries will win an all-expenses-paid week in Cuba during the station's anniversary celebration. RHC doesn't say how long the essay is supposed to be so I guess it doesn't matter. Entries must be received by the station before March 31.

"The address is: 35th Anniversary Essay Contest, Radio Havana Cuba, Box 6240, Havana, Cuba."

Thanks, Harold, for the information. Good luck, all you essayists!

Brad Danley, Chicago, IL, offers some information about Croatia's shortwave programming: "Croatian Radio now has news bulletins in English, about ten minutes long, on the hour during the evening hours. Its frequencies are 5895, 7370, and 13,830 kHz."

Much appreciated, Brad. And here's a bit more Balkan news from the Italian shortwave journal, *PLAYDX*. *Radio Bosnia Hercegovina* has replied by fax to a listener's report. Reports should go to Technical Manager N. Dizdarevic. The fax number is 387-71-645152. Radio Bosnia Hercegovina has been reported on 7108 kHz, upper sideband, at about 0100 to 0200 UTC.

Just back from a holiday in Lisbon, Len Costas, Dubuque, IA, writes to say that he'd like to relive some of his travel memories via

shortwave radio. "When and where can I tune in Radio Portugal on shortwave," Len asks. "While I did pick up a few words of Portuguese, I'd rather try for their English programs, if any."

Here's the schedule, Len: Weekdays, English is broadcast from 1900 to 1930 UTC on 6130, 9780, 9815, and 15,515 kHz, and from 1330 to 1400 UTC on 21,515 kHz.

If you've got a question, or if you have SW information to share, drop me a line. If you'd like, send me a photo of you, listening to your shortwave receiver. Photographs will appear in future columns. Write to: is DX Listening, **Popular Electronics**, 500 Bi-County Blvd., Farmingdale, NY 11735.

DOWN THE DIAL

Here are some SW stations to tune:

CUBA—6000 kHz. *Radio Havana Cuba* can be heard in English on this frequency at about 0230 to after 0300 UTC. You could also try 9820 kHz.

ERITREA—7020 kHz. *Voice of the Broad Masses of Eritrea* began its broadcasting life some years ago as a clandestine rebel station. When Eritrea gained its independence, the station became the legitimate voice of that new nation near Africa's "Horn." Look for it in a local language around 0330 UTC. A parallel frequency is 4000 kHz.

JORDAN—15,270 kHz. *Radio Jordan* is heard at 1430 UTC in English with U.S. popular and country music, identification, and international news.

SWITZERLAND—6135 kHz. *Swiss Radio International* is noted here in English at 0110 UTC. ■

From Not-Working to Networking!

Troubleshooting Local-Area Networks!

Now, complete for the first time in one detailed booklet!

Gain a fuller knowledge of network fundamentals and how they developed from the early days of main frames, from XNS to Ethernet technology, the OSI stack for interconnecting different computers, basic and specialized test instruments, etc. Several tough LAN case histories brings you from theory to the practical side of troubleshooting.

ONLY \$5.00

CLAGGK Inc., Reprint Bookstore
P.O. Box 4099, Farmingdale, NY 11735

Please rush my copy of "From Not-Working to Networking." I enclosed payment of \$5.50 which includes shipping charges.

Name _____

Address _____


City _____ State _____ ZIP _____

Sorry, no orders accepted outside of United States and Canada. All Payments must be in U.S. funds. Send check or money order payable to CLAGGK Inc.—do not send cash or stamps. New York State residents add applicable sales tax. Allow 6 to 8 weeks for delivery. RBS02

HAM RADIO

By Joseph J. Carr, K4IPV

A Great Straight Key



Lovers of CW in general, and straight keys in particular, will get a kick out of the Stillwell telegraph key.

Earlier this year, the U.S. Coast Guard turned off their "watches" on CW, but does that mean that Morse code is dead? Not by a long shot, judging from the sound of the ham bands. There are still a lot of people out there using radiotelegraphy, the Coast Guard notwithstanding.

I am an unabashed CW fan from a long way back. In my early ham-radio career, I was a stone-broke teenager, with little prospects for getting the kind of money required for more than a modest transmitter.

My E.F. Johnson Viking Adventurer was a kit-built, CW-only transmitter. The Heath-kit DX-35 that replaced it was supposedly equipped with amplitude modulation, but that was a joke. It used "controlled-carrier" modulation that was a variant on screen-grid modulation, and didn't work very well. On CW, though, the rig was a real workhorse.

Even today, when I fire up my high-frequency rig, it's more often than not on a CW band than anywhere else. Even though I can now

afford a nice, modern, solid-state SSB rig, with a digital readout and speech processor, I still gravitate towards CW. Besides, Morse code takes a certain skill level that radiotelephone does not. And while I favor a code-free license class to bring in new blood, I also like to use CW because anyone can be an SSB "appliance operator" . . . real radio operators use CW (at least some of the time). So much for my prejudices!

A HAND-MADE STRAIGHT KEY

Electronic keyers are the normal way that people operate a CW transmitter today. I saw my first one in the early 1960s when a model based on a ferrite toroidal-core memory was published as a construction project. Vacuum-tube keyers had been designed even earlier. One attribute of keyers is that they make every dot, dash, and space the same. There is no individuality in using a keyer (unless you make a lot of sending mistakes, but that's hardly useful). A bug is a semi-automatic key, all mechanical not electronic, and it does allow some individuality to creep in. But for personalizing your sending, there is nothing like an old-fashioned straight key.

A straight key requires you to form the dots and dashes perfectly, and does not aid you in any way. The characteristics of your sending constitute a highly personal "fist" that can be recognized by others. I still recall a chap in the late 1950s who was talking to

me in his basement, while a receiver was on 80-meter CW. He heard a CQ call, and immediately jumped to the operating position saying "That's ol' Harry . . . I shipped out with him in the Merchant Marine in the war (WWII) . . . I'd recognize that fist anywhere!" He called the other station, and sure enough it was old Harry, who had a new call sign, but was still recognizable by his fist nearly 12 years after the two men worked together as "Sparks" (radio operators) in the World War II Merchant Marine.

Straight-key CW still commands a following, and is especially common amongst the QRP (very low power) crowd. There is even a "Straight-Key Night" operating event every year.

One of my collateral hobbies is collecting radio memorabilia, including antique radios (Marc Ellis' column in this magazine is must reading for me). Old telegraph keys are an especially fond treasure. In this day and age of mass-produced junk keys, with cast or stamped pot metal "works" and plastic bases that move around too much for practical use in "real" radio stations, those old war horses are real treasures . . . reminders of what quality use to be.

But, guess what? A high-quality, hand-made straight key is now available from a custom instrument maker in England. I ordered my key from Mister Derek Stillwell, Instrument Maker (27 Lesley Owen Way, Shrewsbury, Shropshire, England, SY1 4RP; Tel. 011 01743 354119).

Let me tell you, friends,

that Derek Stillwell makes one big telegraph key! It measures $7 \times 3 \times 0.75$ inches, and weighs 2 lb 10 oz (1.19 kg). That key does not walk around the desk as you use it; it remains in place, where it ought to be. The arm is solid brass, and is 0.50-inches square, and 7-inches long. The bearing on which the arm rests is also of brass, and measures $1 \times 1 \times 1$ inches. The electrical contacts are large-diameter silver alloy.

The base of the key is polished Portuguese marble, with a non-skid rubber bottom. The large wooden knob is reminiscent of the "North Atlantic" keys made for the U.S. Navy at one time (those were designed to be used with mittens on; if anyone has one for sale, contact me). The knobs are turned from a hardwood of your choice: Box, Zebrano, or Padauk. Each key is engraved with the instrument maker's name and a serial number.

The Stillwell key handles better than any I've used to date. Being a CW nut, and a telegraph-key collector (of sorts—I only own a few), I relish using the Stillwell, and count my money well spent.

The cost of the key is 75 British pounds sterling. If you want your name or call sign engraved on the key, either is an additional 4.50 pounds (being a bit vain, I had both engraved on my key). International shipping runs about 16 pounds. The British pound sterling has been worth between \$1.50 and \$1.65 recently, but it all depends on the exchange rate at the time of order. Mr. Stillwell doesn't appear to take credit cards, so obtaining one of his keys will require that you obtain an international money order in pounds, or an international cashier's check in

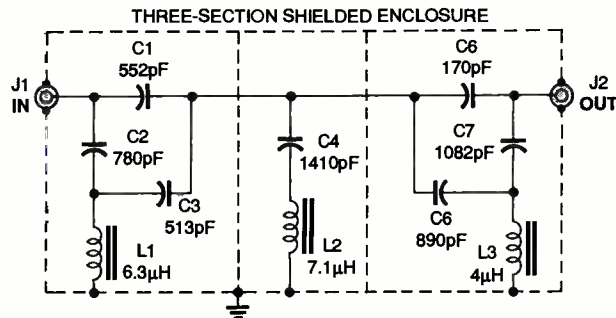


Fig. 1. This high-pass filter with a 1600-kHz cut-off frequency can be used to cut down interference from AM-broadcast stations.

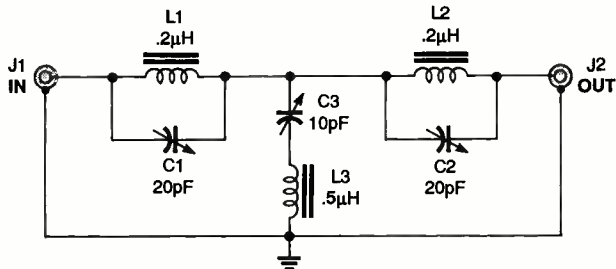


Fig. 2. This FM wavetrapped filter contains both series- and parallel-resonant trap circuits.

pounds. American Express and the other travelers-check companies can also sell you travelers checks in pounds, but those are usually only available in 20-pound increments.

Stillwell makes all of the parts himself, and does not stock items. In other words, your key will be made for you when an order is received. It's rare to be able to have something hand made, and of high quality today.

MORE ON QRM

More and more hams are experiencing receiver overload from local AM and FM broadcast stations. That is an unfortunate consequence of high-density population areas, and will only get worse. The best solution is to buy a good receiver, or transceiver with a good receiver section. By "good" I mean a receiver with a high third-order intercept point (+10 dBm or more), a high dynamic range, and general freedom from front-end

overload by off-channel, out-of-band signals.

Unfortunately, giving that advice is easier than living by it, because good receivers cost money. But there is hope: filter the front end. For AM-station interference, I use a high-pass filter with a 1600-kHz cut-off frequency (see Fig. 1). That filter is able to deliver -40-dB signal attenuation above the second octave from the cut-off (i.e. around 3200 kHz).

As shown in the figure, the capacitors are odd values that are made up from several individual capacitors in parallel that total the desired capacitance (or a small variable, if need be). The values are not too critical unless the offending station is close to 1600 kHz. For example, you could easily substitute a 560-pF unit for the 552-pF unit called for. The coils can be either store-bought, or wound on toroid cores. If you decide to use toroid cores, then use the Amidon Associates T-50-15 (red/

white) core, and wind as follows: L1: 6.3 μ H—22 turns; L2: 7.1 μ H—23 turns; L3: 4 μ H—17 turns.

The FM band occupies 88 to 108 MHz, and can cause considerable interference on 2 meters, especially in overload situations where intermodulation takes place. For 2 meters and up, a high-pass filter, with a cut-off frequency above 108 MHz, can be used. However, a high-pass filter won't help on 6 meters, 10 meters, TV low-VHF channels, or some of the bands favored by scanner users. For that problem, a wavetrapped is indicated.

A wavetrapped (see Fig. 2) is a kind of notch filter that is tuned to a specific frequency. Two kinds of wavetraps are used in Fig. 2: series and parallel. The combinations L1/C1 and L2/C2 are parallel resonant traps. Such circuits have a high impedance at the resonant frequency, and a low impedance at frequencies away from resonance. Thus, when a parallel trap is placed in series with the signal path, it knocks down signals at the resonant frequency. Alternatively, a series resonant trap (L3/C3) can be used in shunt with the signal line. The series-resonant LC trap has a low impedance at the resonant frequency, and a high impedance at other frequencies. The coils can be wound on Amidon T-50-0 (tan) toroid cores as follows: L1, L2: 0.2 μ H—18 turns; L3: 0.5 μ H—28 turns. The wavetrapped in Fig. 2 should be built in such a way that the coils will not interact with each other. That usually means placing them at right angles with respect to each other.

The FM-band wavetrapped can also be used with FM-broadcast receivers to reduce front-end overload. ■

SCANNER SCENE

By Marc Saxon

A Holiday Gift Idea

Here's one of the heftiest handfuls you could hope to find in your 1995 holiday stocking: Radio Shack's PRO-26 handheld scanner. It's a new 200-channel job that radiates an undeniable "top-of-the-line" aura of performance and class.



Ask Santa for a Radio Shack PRO-26 handheld scanner and you'll be getting quite a gift!

Look! Continuous coverage from 25 to 1300 MHz, except for the two non-recoverable 800-MHz cellular bands. Note that the PRO-26 includes reception of the 225- to 400-MHz

UHF military aeronautics band, plus full coverage between 512 and 805 MHz, and that's worth special mention. Select between NFM, WFM, and AM modes.

You get instant, single-button access to scan the NOAA weather channels. The PRO-26 also offers auto sort, which lets you scan the stored channels in order from the lowest to the highest to increase scanning speed. You can skip up to 50 selected frequencies during a search if you want to avoid them.

The memories are set up in 10 banks of 20 channels each. In addition, there are 10 monitor channels for storing active channels located while searching. "HyperScan" scanning speed is 50 channels per second. Direct search speed in normal mode is 100 steps per second, but on bands with 5-kHz steps it can operate in "Hyper-Search," which is 300 steps per second. Auto Store quickly finds and automatically stores active frequencies in the selected banks, but doesn't store the frequency if it's already stored in another channel.

The first IF frequency is 380.7 or 254.4 MHz, the second IF is 58.075 MHz, and the NFM third IF is 455 kHz. (For WFM it is 5.5 MHz.) FM sensitivity is rated at 0.6- μ V in the VHF high band as well as the UHF/UHF-T bands. AM sensitivity in the VHF and UHF aeronautics bands is rated at 1.5 μ V.

The PRO-26 operates

from four AA-size alkaline batteries, from rechargeable NiCd batteries, or (with the proper adapter) from AC or DC power sources.

FAR OUT SCANNING

In looking over the specifications of the PRO-26, you might wonder why any hobbyist would care about complete scanner coverage between 512 and 805 MHz, as that part of the spectrum is allocated to UHF TV channels. That's true, but holes are always being carved in the UHF-TV channels so that they can be used for other, more interesting things—such as the UHF-T band and cellular phones. What else is there?

TV Channel 37 (608–614 MHz) is set aside for important radio-astronomy purposes. It is seriously monitored from at least 13 sites in the U.S. for signals from cosmic sources. This year the FCC sought to protect the work of astronomers monitoring those frequencies from possible TV signal contamination. The agency proposed establishing restrictions on broadcast uses of TV channels 36 and 38.

That is only one example. A scanner, a preamp, and a good antenna would give you the inside track on a cosmic frequency band being monitored by scientists.

RIDING THE RADIO WAVES

Get those scanners ready to pick up more activity in

the 216- to 217-MHz band. A possibility exists that the FCC will open a new low-power radio service there to include law-enforcement tracking systems (LETS), auditory assistance devices for the hearing impaired, and health-care assistance devices for disabled and ill persons. On a secondary basis, Automated Maritime Telecommunications System (AMTS) coast stations would share the band for point-to-point network control uses.

The proposal would establish 30 channels spaced at 25 kHz for the low-power service, and 10 channels spaced at 25 kHz allocated to AMTS. Most low-power channels would fall under the FCC's Part 90 (Personal Radio) regulations, although two dedicated LETS channels would be administered under the Police Radio Service rules.

In a separate action, the FCC is suggesting that in certain instances, it be permitted to authorize stations under its rules rather than through individual licensing. That would include the operation of radio equipment on domestic ships, aircraft, and in the personal radio services. Presumably, that would mean no call signs for those stations.

Do you live in a landlocked area about 72 to 116 miles from shore lines, ports, navigable lakes, and inland waterways? If so, you will soon notice activity on those formerly quiet VHF-FM marine operator channels. The frequency crunch has now convinced the FCC to allow private industrial and land mobile stations to share those frequencies. Even if you live close to a navigable waterway, you will find those new entries being permitted on certain marine operator frequencies on a secondary, non-interference basis.

Therefore, if you have inactive marine operator communications frequencies in your general area, get your scanner and listen for a new wave of arrivals on VHF-FM Channels 24 to 28 and 84 to 87. That translates into the following frequencies: 157.20, 157.225, 157.25, 157.275, 157.30, 157.325, 157.35, 157.375, 157.40, 161.80, 161.825, 161.85, 161.875, 161.90, 161.925, 161.94, 161.975, and 162.00 MHz.

Surely the concept was spurred on because versatile cellular phones have put the awkward VHF-FM marine operator services on a one-way cruise to oblivion. Marine operator calls can't be dialed, are virtually useless for taking incoming calls, a PTT button must be pressed each time before speaking, and there are only a couple of active channels available at even the busiest ports and locations.

THE CAUSE OF SAFETY

On occasion, we see TV news reports showing investigators from the National Transportation Safety Board (NTSB) doing what has to be one of the most difficult jobs around. They are the federal employees whose task it is to appear at every major maritime, rail, or civil aircraft disaster in order to painstakingly search for and determine its causes. They interview witnesses, make measurements, take photos and samples, run numerous tests, and often bring millions of collected pieces of the wreck to a place where they can reconstruct it in its entirety.

The frequencies used nationwide by NTSB investigators are 165.70, 165.765, and 166.175 MHz.

That's all for now! I hope to see everyone back here again next time! ■

COMPUTER BITS

(Continued from page 72)

transfer graphic files from a computer halfway across the globe. But after you've done it a few times, you start getting impatient waiting for transfers to occur.

While commercial services are looked upon with disdain by some Internet users, they have one important strength that should not be overlooked: While lacking the globe-hopping variety of the Internet, what they do offer is typically better filtered, so you can spend less time searching for what you want, and more time accessing it.

For my money, among commercial services there's no choice: CompuServe is your best bet. There are cheaper services, and there are flashier services. But CompuServe has longevity, depth, and breadth that the others lack. (That still doesn't keep me from having three different external e-mail systems, not counting their internal one.) At one time, CompuServe was more expensive than the other services, but in the past 18 months or so, prices have fallen drastically, to where it is now competitive. CompuServe now offers full Internet access.

Microsoft is just getting into the online service business; it remains to be seen whether it can attract the breadth of offerings that those who have been around longer already have. On the other hand, Microsoft knows how to build front-end software that users like. It will be interesting to see how their effort plays out.

Bulletin board services (BBSs) traditionally provide file-download services and limited e-mail, and, as we said earlier, some are start-

ing to provide Internet connections. Also, in the past, many vendors operated BBSs to support their products; however, many are now moving to CompuServe and other commercial services, and limiting their BBS support. BBSs are far from dead, but the most interesting activities occur in the commercial services.

WHAT'S HOT, WHAT'S NOT

As a programmer and consultant, I find certain aspects of the on-line world ("cyberspace") useful, and others useless. Table 1 shows some of what I consider to be its high and low points.

The online world is fiercely competitive, and as hinted above, is evolving rapidly. No one can claim to be computer literate who hasn't spent some time online. Don't let the revolution pass you by! ■

MULTIMEDIA WATCH

(Continued from page 24)

is, that you must do this while the video is playing. Wild West educates the user as to what really went on out there back then.

A while back, I mentioned that *The Discovery Channel* plans on producing lots of new CD-ROMs on various topics. I've got a bunch of new ones. *Nile: Passage to Egypt* is an all-inclusive tour of that legendary river and all the riches you'll find as you wander through Egypt. *Ocean Planet* explains how water is what makes this planet Earth (and wet). *How Animals Move* explains all the unique and bizarre methods animals use to get around. If you like to experiment with exotic beers, then check out *The Beer Hunter* CD-ROM. ■

ELECTRONICS LIBRARY

The Radio Collector's Directory and Price Guide 1921-1965; Second Edition

by Robert E. Grinder

With interest in collecting vintage radio receivers booming, this comprehensive book is a valuable resource for collectors, hobbyists, antique specialists, and historians. The directory spans the years 1921 to 1965, covering the vacuum-tube era of broadcast radio manufacturing. The second edition has been thoroughly revised and expanded to feature an extensive historical overview of the vacuum-tube era, a directory of more than 20,000 models manufactured during that time span, and a directory of 1400 trade names. Descriptions of distinguishing features and cabinet styles, along with price esti-

mates, help the collector and dealer make informed judgments about radio sets found in antique stores and at flea markets, swap meets, auctions, and yard sales.

The book is divided into three parts. The first section provides background information. It examines how the rise of the radio manufacturing industry influenced and was affected by technical advances, government regulations, and social trends. Special attention is given to receiver circuitry and designs. Part II contains a complete listing of vacuum-tube radio receivers, identified by manufacturer, model number, year of manufacture, source of power, style, and in many instances an estimate of current market value. The third section—the Trade Name Directory—is further divided into two parts. The first lists trade names and identifies who the manufacturer was, while the second is a list of manufacturers that also identifies the various trade names used by each to market their radios.


The Radio Collector's Directory and Price Guide 1921-1965, Second Edition costs \$26.95 and is published by Sonoran Publishing, 116 North Roosevelt, Suite 121, Chandler, AZ 85226; Tel. 602-961-5176; Fax: 602-961-5256.

CIRCLE 90 ON FREE INFORMATION CARD

THE ARRL ADVANCED CLASS LICENSE MANUAL FOR THE RADIO AMATEUR

edited by Larry D. Wolfgang, WR1B

The ARRL has been publishing licensing study guides for more than 60 years now, and the fourth edition of this book includes some significant improvements to help simplify the process of studying for your

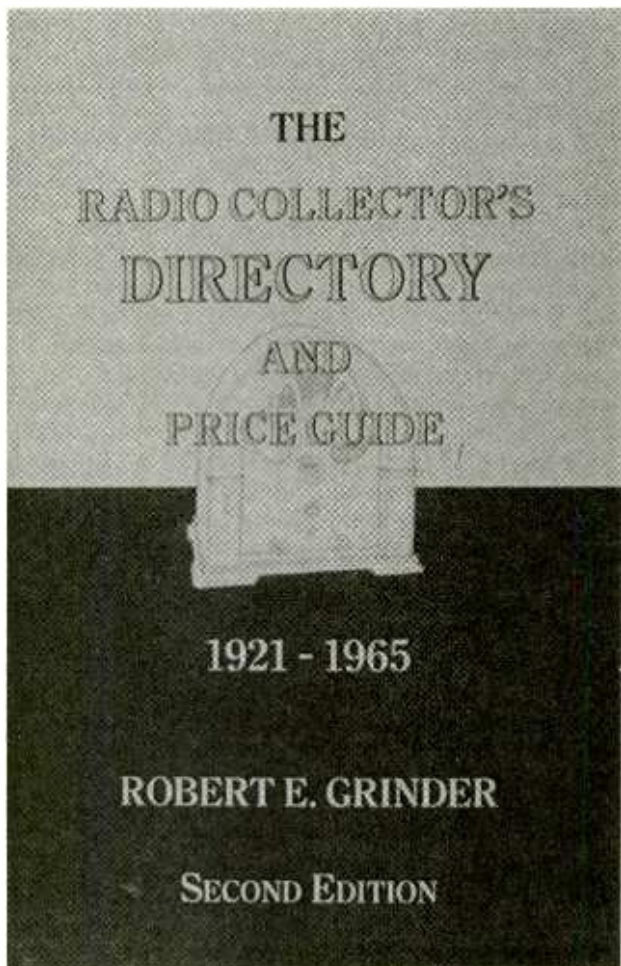


Advanced class license exam. Stepping up the licensing ladder earns you some privileges—access to some small frequency segments set aside for exclusive use of Amateur Extra and Advanced class licensees. But passing the exam requires increased knowledge of electronics terminology and the understanding of and familiarity with some of the more exotic communications modes used by amateurs.

This book contains all the information you'll need to pass the Element 4A written exam. Chapter 1 covers all the FCC Rules questions. Where the exact text will foster better understanding, actual sections of the current FCC Rules, Part 97 are quoted in their entirety. Chapters 2 through 9 explain the electronics theory and amateur operating principles that you'll need to know to pass the test.

The complete Advanced class question pool, as released by the Volunteer-Examiner Coordinators' Question Pool Committee for use beginning July 1, 1995, is presented in Chapter 10. It is designed to allow you to quiz yourself on the material, to be sure you have a thorough understanding of the concepts. The answer key is conveniently included on the same page as the questions.

The ARRL Advanced Class License Manual for the Radio




Amateur costs \$12 and is published by The American Radio Relay League, 225 Main Street, Newington, CT 06111; Tel. 203-666-1541; Fax: 203-665-7531.

CIRCLE 91 ON FREE INFORMATION CARD

EMERGENCY RADIO! Scanning News as it Happens

by Norm Schrein

This book, written by a true authority in the emergency communications world, provides real-life, action-oriented insights into listening to a broad array of emergency services. The book also provides practical guidance on how amateur radio operators, as well as average citizens, can monitor their communications to stay informed before the news happens. It includes pointers on scanning



police, SWAT teams, fire departments, medical services, disaster teams, public safety agencies, and even the emergency facilities at Disneyworld and in Washington, DC. The book teaches readers about scanning in foreign countries and on the high seas, in Las Vegas casinos and major-league ball parks, in big cities and out in the country—and even in outer space. An easy-going, anecdotal style makes for fun, exciting reading.

Emergency Radio! Scanning News as it Happens is available for \$14.95 plus \$3 shipping and handling from Index Publishing Group, Inc., 3368 Governor Drive, Suite 273F, San Diego, CA 92122; Tel. 800-546-6707.

CIRCLE 92 ON FREE INFORMATION CARD

NETWARRIORS: Programming 3D Multiplayer Games

by Joe Gradecki

Computer games that are designed to work over networks and to support virtually unlimited numbers of users playing simultaneously provide the ultimate challenge—pitting your wits against one or more quick, smart, human opponents. This book/CD-ROM set allows you to create sophisticated three-dimensional multiplayer games that work over modems, ethernet networks, and the Internet—and you don't have to start from scratch.

The CD-ROM provides a 3D game engine and a set of communications utilities that help you quickly and easily develop your own games. It includes a real-time 3D ray-casting engine; a visual map editor and other utilities for creating animated monsters, texture-mapped walls, and elaborate mazes; a music editor for adding sound effects and music; and code for adding modem, ethernet, and Internet communications. The CD-ROM also features Minotaur, a 3D multiplayer game with real-time graphics, as well as source code and executables for hundreds of games, game demos, game libraries, graphics converters, and memory management.

The book provides all the tips and techniques needed to create a graphical network game. It shows the reader how to directly interface to a network and implement this interface when programming a 3D game. It provides complete instructions and code for programming a network interface. The book also teaches programmers about the many different graph-



ics screens and how to use a shareware graphics engine, such as the ACK3D, which mimics graphics used in the popular game "Castle Wolfenstein."

NetWarriors: Programming 3D Multiplayer Games costs \$34.95 and is published by John Wiley & Sons, Inc., 605 Third Avenue, New York, NY 10158-0012; Tel. 800-CALL-WILEY.

CIRCLE 93 ON FREE INFORMATION CARD

TECHNICAL WRITING FOR TECHNICIANS: How to Build a Career as a Hardware Technical Writer

by Warren R. Freeman

If you're a technician who's considering a career move, you might want to put your technical training to a different use. This one-of-a-kind book should help expand the career opportunities of many technicians, by providing an introduction to the field of hardware technical writing.



The book presents a clear look at what it takes to be a technical writer, and then helps you to master the necessary skills. It describes possible employers, jobs, and work relationships. It looks at what goes into a technical manual—both content and appearance—and covers practical considerations such as interfacing with engineers, giving a cost estimate for the job, and meeting deadlines.

The book helps you develop a clear, concise writing style. The basics of grammar are covered, and a step-by-step approach to text preparation is presented.

Samples of poorly written technical instructions are followed by improved versions of the same material. Explanations of why the changed text works better help you learn to apply those rules to other situations. The preparation and use of illustrations is also covered, as is the layout and printing of a technical manual.

The final section of the book—an in-depth look at the writing of an actual manual—shows you how to put together all the information presented in the preceding chapters. To make things easier to follow, "manual" pages are printed on the right-hand pages of the book; the author's comments appear on the facing pages.

Technical Writing for Technicians costs \$19.95 and is published by Contemax Publishers, 17815 24th Avenue North, Plymouth, MN 55447; Tel. 612-473-6436.

CIRCLE 94 ON FREE INFORMATION CARD

MCM ELECTRONICS CATALOG 35

from MCM Electronics


Aimed at service technicians and electronic enthusiasts, this 323-page catalog contains more than 21,000 consumer-electronics repair parts and accessories, with many major brand names to choose from. More than 1000 new items are featured, including project accessories; test equipment; semiconductors; computer products; and TV, VCR, audio, and appliance repair parts. Other new items featured in the catalog include TT Systems' caller-identification products, automotive head units and amplifiers from Sherwood, Motorola two-way radios, SL Waber power-distribution products, and more. To make part selection easier, the catalog provides a handy quick-index up front, a complete index at the end, and cross references for more than 50,000 parts.

Catalog 35 is free upon request from MCM Electronics, 650 Congress Park Drive, Centerville, OH 45459-4072; Tel: 800-543-4330.

CIRCLE 95 ON FREE INFORMATION CARD

NEW PRODUCTS

(Continued from page 6)



veniently attaches to the phone in the same way as any other phone battery. It is quick-charge capable and fully compatible with ORA Electronics' Quick Charger/Conditioner.

The first VibraRing model, for use with Motorola Micro TAC Series portable cellular telephones (Model VRBP5B), has a suggested retail price of \$99. For additional information, contact ORA Electronics, 9410 Owensmouth Avenue, P.O. Box 4029, Chatsworth, CA 91313; Tel. 818-772-2700; Fax: 818-718-8626.

CIRCLE 102 ON FREE INFORMATION CARD

PLUG AND PLAY MONITOR

The Optiquest 1769DC Value Line Monitor from ViewSonic offers Plug and Play compatibility to support Microsoft Windows95. When used with a compatible video card, the monitor supplies an interface for automatically configuring the graphics controller. The 1769DC offers a fine 0.28-dot pitch for high-definition images and a maximum non-interlaced resolution of 1280 x 1024. An Invar Shadow mask enhances image quality by reducing misconvergence and more.



The Optiquest 1769DC meets or exceeds all energy-certification and radiation standards,

including MPR-II. To minimize power consumption and extend monitor life, free, proprietary Opti-Green software powers down the monitor in three user-programmable stages.

The 17-inch (15.5-inch diagonal viewing area) monitor provides 28 custom-programmable memory modes for automatic screen adjustments. The Advanced Color Management System matches screen colors to actual color printer output. Overscan capability allows viewers to use the entire screen as a display area. On-screen programming provides easy adjustment of all monitor controls. The monitor comes with a tilt-and-swivel base and an anti-glare/anti-static coating.

The Optiquest 1769DC has a suggested list price of \$795. For more information, contact ViewSonic Corporation, 20480 Business Parkway, Walnut, CA 91789; Tel. 800-843-7684; Fax: 909-468-3370.

CIRCLE 103 ON FREE INFORMATION CARD

THE SCOUT REACTION TUNER

Optoelectronics has announced that the Scout now performs "Reaction Tune" and "Memory Tune" with the following receivers: ICOM R700, R7100, and R9000; AOR AR2700 and AR8000; and Radio Shack PRO-2005/2006 (equipped with an OS456) and the PRO-2035 (with the OS235). When in capture mode and connected via a mono cable to any of those receivers, the Scout automatically tunes the receiver to a captured frequency for monitoring. For Memory Tuning, a recorded frequency can also be recalled from any one of the Scout's 400 memories to tune the receiver.

With a frequency range of 10 MHz to 1.4 GHz, the Scout distinguishes itself from a frequency counter by being able to differentiate between random noise and coherent RF transmissions. An embedded microprocessor evaluates each measurement to determine when an actual RF frequency is dominant. That digital signal processing makes possible Auto Capture and recording.

The Scout is a single-range operating counter. A distinctive



double beep lets the user know that a new frequency has been recorded. A single beep indicates that an already stored frequency has been hit again. A pager-style vibrator can also let the user know a frequency has been recorded. When in recall mode, the user can scroll through and view all of the 400 frequencies and hits stored in memory. The sleep mode allows the data in the Scout to be saved in non-volatile memory.


The Scout features a custom, 10-digit LCD readout and a backlight for night operation. A 16-segment signal-strength bar graph provides an indication of RF signal strength.

The Scout has a suggested retail price of \$449. For more information, contact Optoelectronics, 5821 NE 14th Avenue, Ft. Lauderdale, FL 33334; Tel. 305-771-2050; Fax: 305-771-2052.

CIRCLE 104 ON FREE INFORMATION CARD

LOW-PRICED PIC PROGRAMMER

ITU Technologies' Model PIC-1 PIC programmer is designed for programming Microchip's PIC15C6x/7x/8x family of microcontrollers from an IBM PC-compatible host. An on-board 18-pin socket is provided for programming 18-pin PIC devices; 28/40 pin adapters are also available. An expansion header is provided for adapters and in-system programming of EEPROM-based PICs.



Aimed at students, hobbyists, and novice programmers, the PIC-1 includes everything needed to get started programming. It comes with a cable to interface to the PC's parallel port, a power supply, software, and a user's manual. The PIC-1 is available as a kit or fully assembled and tested. The kit includes a high-quality printed-circuit board and an easy-to-follow instruction manual.

The PIC-1 costs \$29 in kit form and \$49 for the assembled/tested version. Educational and quantity discounts are available. For further information, contact ITU Technologies, 3477 Westport Court, Cincinnati, OH 45248-3026.

CIRCLE 105 ON FREE INFORMATION CARD

UNIVERSAL PUSH-TO-TALK SWITCH

Azden's Model PTT-01 push-to-talk (PTT) switch can give any radio the advantages of remote PTT, variable microphone gain, adjustable frequency response, and automatic timed shut-off. It can be used with all types of microphones, including dynamic and electret. A removable belt clip, Velcro tape, and a soft desk pad provide universal mounting options.



An OFF-LOCAL-DX switch permits either flat frequency response or a peaked response at 2 kHz, both with adjustable gain to match most microphones to most radios. A Lock button allows hands-off operation, and the built-in adjustable timer will shut off the transmitter after a preset time of from one to five minutes.

The PTT-01 push-to-talk switch has a suggested price of \$40. For additional information, contact Azden Corporation, 147 New Hyde Park Road, Franklin Square, NY 11010; Tel. 516-328-7501; Fax: 516-328-7506.

CIRCLE 106 ON FREE INFORMATION CARD

NET WATCH

(Continued from page 29)

Of course, the site does have its drawbacks. I couldn't locate any of the hard-to-find examples at the site that I found at CDnow. Also, the appearance of the site is not very appealing. There are no album-cover or recording-artist images.

As you can see, each site has something different to offer. Give them a try and see which one suits your particular needs. Believe me, no matter which one you use, your Christmas shopping will be made a lot easier.

THEREMIN SITES

Most long-time readers of this magazine have probably heard of an obscure musical instrument called the theremin (named after its inventor, physicist Lev Sergeivitch Termen, whose name was anglicized to Leon Theremin). The device, which produces bizarre whistling noises when a hand is waved near it, has maintained popularity through being used for sound effects in the original *Star Trek* TV series, and in rock music by Jimmy Page of Led Zeppelin and Tracii Guns of L.A. Guns.

Sure enough, there are Web sites devoted to the strange instrument. The first site, THEREMIN, does more than just answer in detail the important questions: What is a theremin and who invented it? It also includes information on where you can get a working unit.

What fans of the theremin might also find interesting is that they are not alone. The THEREMIN site provides a link to the home page of the International Theremin Enthusiasts Club, which is a

"loosely organized association of theremin builders and players." At the club's site you can find out how to become a member.

Also, on the topic of builders, the site provides a link with another HTML document that it maintains. That page gives information on how to create circuit boards (providing patterns that you can use), and even how to wind your own coils. Definitely check this page out!

Finally, like any good Web site, THEREMIN contains a list of links to other related sites. One of those, the Theremin Home Page, was particularly interesting. When you first access the site, you are presented with an impressive list of links; here are the titles of them: Theremin Availability, Projects and Schematics, Where to Find Parts, Publications—The Theremin Bibliography, Known Theremin Recordings, Bands Currently Using Theremins, and (of course) Other Theremin Links.

The first three of the links just listed are of extreme interest to hobbyists. By applying the information found through the links you can probably have a working theremin, whether homemade or purchased, sooner than you think. Just prepare your family members for the weird sounds that they'll hear coming from your room—all courtesy of the Net.

Well, that's it for this month. If you have any questions, comments, or suggestions for what you'd like to see covered in future columns, you can snail-mail (s-mail) them to me at *Net Watch*, **Popular Electronics**, 500 Bi-County Blvd., Farmingdale, NY 11735. (We hope to announce our permanent e-mail address in the near future. Watch for it!)

THINK TANK

(Continued from page 76)

that, when triggered by closing switches S1–S8, conduct, energizing relay K1. That in turn switches on the audio oscillator/timer section and disconnects power from the switches, making it impossible for anyone else to ring in. The contestant's LED will light because of the drop across the corresponding 100-ohm resistor.

Timers U2 and U3 make up the audio oscillator, which produces a warble sound. Their frequencies can be varied by adjusting potentiometers R1 and R2. The timer section is composed of 555 timer U4 and the 4017 decade counter/divider, U5. That 555 produces timing pulses that can be varied by adjusting potentiometer R3. When the 4017's timer sequence reaches pin 9, which goes

high, that turns on transistor Q1 and activates K2, which will then reset the circuit.

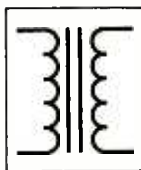
The circuit is powered by a simple 12-volt DC supply composed of an AC plug, a transformer, a bridge rectifier, three capacitors, and a regulator. The transformer, T1, is a 120- to 12.6-volt AC, 1.2-ampere unit.

—Cullen Overstake,
Arvada, CO

Well done. I hope this one helps a lot of the Scout troops, science groups, and any other youth organizations that might read this column.

Well, I guess I'll end this here. Remember, in addition to our usual award of a book from our library, by sending in enough quality circuits to fill a column, you can now win a kit and an MCL1010 chip, too. Submit your work to *Think Tank*, **Popular Electronics**, 500 Bi-County Blvd., Farmingdale, NY 11735. ■

Coil Design and Construction Manual



YOU CAN WIND YOUR OWN COILS?

There's no trick to it except knowing what you are doing. In a unique, 106-page book you can become expert in winding RF, IF, audio and power coils, chokes and transformers. Practically every type of coil is discussed and necessary calculations are given

with the mathematical data simplified for use by anyone. Get your copy today!

Mail coupon to:

Electronics Technology Today, Inc.

P.O. Box 240 • Massapequa Park, NY 11762-0240

Please send me my copy of *Coil Design and Construction Manual* (BP160). I enclose a check or money order for \$8.45 to cover the book's cost and shipping-and-handling expenses. NY state residents must add local sales tax.

Name _____

Address _____

City _____ State _____ ZIP _____

All orders must be paid in U.S. funds only. Sorry, no orders accepted outside of USA and Canada. Please allow 6-8 weeks for delivery.

EXPANDED RANGES

(Continued from page 66)

Then, connect a precision 1-megohm resistor to the test leads, and adjust R4 for a reading of 3 volts.

If a meter with different input resistance is used, R4 must be recalibrated. Most DMMs have an input resistance of about 10 megohms. However, catalog descriptions of some of the lower-priced DMMs quote an input resistance of 1 megohm. If the resistance of your DMM is 1 megohm, it could be used with the Megohm Tester by removing R3 and R4, but there is no way to adjust R (in Fig. 3) to a value of exactly 1 megohm.

Another problem is that on some DMMs that are specified as having a 10-megohm input resistance, the input resistance changes for different ranges. On one meter the author checked (a Micronta 22-185A), the change in input resistance occurred between the 3-volt and 300-millivolt ranges, resulting in a 6-percent error

when measuring 30 megohms with the Tester. However, some other meters did not show that change.

The circuit shown in Fig. 6 can be used to check for a change in input resistance between the lowest DC-voltage ranges of a DMM. The circuit can be powered by 1- to 5-volts DC. Potentiometer R1 can be 100 to 10,000 ohms. Resistors R2 and R3 can be 1 to 5 megohms.

To use the circuit in Fig. 6, first check the meter calibration with a low-resistance voltage source. Set the meter to its lowest DC voltage range, connect it to points A and G, and adjust R1 for a reading slightly below the maximum reading (slightly below 200 millivolts for a meter with 200-millivolt and 2-volt scales). Then switch the meter to the next higher scale. If there is a significant difference in the reading (more than 2 or 3 millivolts), there is a problem with the meter divider resistors or internal calibration.


To check for a change in input resistance when the meter range is switched, connect the meter to points B and G. Readjust R1 for a reading

slightly below the maximum on the lowest scale. Again, switch between the two lowest scales. If the difference is significantly higher than in the first test, the meter is changing input resistance between scales, and readings from the Megohm Tester will be in error. That test is hard to do on an auto-ranging meter without scale hold, but adjusting R1 very slowly across the limit of the lowest scale will show if there is a difference between scales.

To use the Low-Ohms Tester, connect the test clips to the resistance being measured, and move them slightly to get the lowest reading. Unlike some circuits, the Low-Ohms Tester is not limited to very low resistances, as the current is nearly constant for voltage readings up to more than 5 volts. A 5-volt potential corresponds to 50 ohms on the 100-mA range ($R = V \times 10$), and to 500 ohms on the 10-mA range ($R = V \times 100$).

To use the Megohm Tester, connect the test leads to the resistance being measured, and use a calculator and the formulas given earlier to convert the voltage reading to resistance. ■

FACTCARDS



**Jampacked with
information at your
fingertips**

■ ALL YOU NEED to know about electronics from transistor packaging to substitution and replacement guides. FACTCARDS numbers 34 through 66 are now available. These beautifully-printed cards measure a full three-by-five inches and are printed in two colors. They cover a wide range of subjects from Triac circuit/replacement guides to flip-flops, Schmitt triggers, Thyristor circuits, Opto-Isolator/Coupler selection and replacement. All are clearly explained with typical circuit applications.

■ WANT TO EXPAND your knowledge of electronics? Do it the easy way

by studying the Electronics Fact Cards. Do you travel to and from your job each day? Drop a handful of cards in your pocket before you leave, and the bus becomes a schoolroom! At home, you can build some of the projects and not only have fun building and using them, but learn how they work at the same time.

■ YOU'LL BE AMAZED both at how rapidly you learn with these cards, and how easy it is to understand. These new cards are available right now. Don't miss out. Send your check or money order today.

FACTCARDS—Facts at your fingertips for Experimenters and Project Builders!

Please send one copy of FACTCARDS at \$3.50. Shipping \$1.00 (U.S. and Canada only).

Please send _____ copies of FACTCARDS. Total cost is sum of copy price and First Class postage and handling cost multiplied by number of card sets ordered.

New York residents add sales tax to total cost of each order.

Please print

Allow 6-8 weeks for the material to arrive.

(Name)

(Street Address)

(City)

(State)

(Zip)

Detach and mail today:
CLAGGK Inc.
P.O. Box 4099
Farmingdale, NY 11735

All Payment must be in U.S. Funds!

BS168

XMAS TREE

(Continued from page 40)

batteries. Solder short hookup wires to connect the power and ground traces on the circuit board to the holder. The hookup wires should be long enough to allow you to move the circuit board out of the way to change batteries, but short enough to remain out of view. Four to six inches is a good length.

Install the batteries and wedge the circuit board between them. Visually examine the assembled board to ensure there are no solder bridges or cold joints. Double check for proper parts placement and orientation of the diodes, IC sockets, and LEDs. If everything checks out, install the ICs with pin 1 towards the bottom of the Tree. Then apply power by rotating the terminals (at the unwired end) of the battery holder until they come in contact with each other. If all is well, all 17 LEDs

should begin blinking in a seemingly random fashion, with the top LED flickering.

Troubleshooting. If the top LED isn't working properly, check the orientation of the two 1N4148 diodes as well as the LED itself. Check the orientation of the other LEDs if they aren't lighting either. If groups of four LEDs aren't working, trace them back to U3 and make sure that section of the 74HC04 is getting a clock signal. If it is, the problem is either one of the LEDs and/or resistors, or the IC itself. Double check for shorts or solder bridges before blaming the IC.

If some LEDs still aren't blinking, go back to the appropriate section of the timer circuitry and check the support components. To eliminate the possibility of the 7556 timers being at fault, switch them with each other. If the same LEDs are still not blinking, the problem is in the support circuitry. If swapping the 7556 chips causes one

group of LEDs to start working and a different group to fail, then and only then is it safe to assume one timer is defective.

Decorating Your Tree. Imagination is the only limitation in decorating the Tree. You can paint the Xmas Tree board (before mounting components) or use glitter (care must be taken in certain areas to avoid shorts across components or leads to the ICs if glitter is used). Another option is to glue cotton balls to the Tree. You can also use a scrap of felt to make a skirt that will hide the batteries, and string small beads to make garlands. For those inclined towards arts and crafts, the possibilities are almost endless.

A pair of fresh D batteries will provide power for about two months of continuous operation. And because there are no parts to wear out or burn out, the Electronic Xmas Tree will give years of enjoyment during the Holiday Season. ■

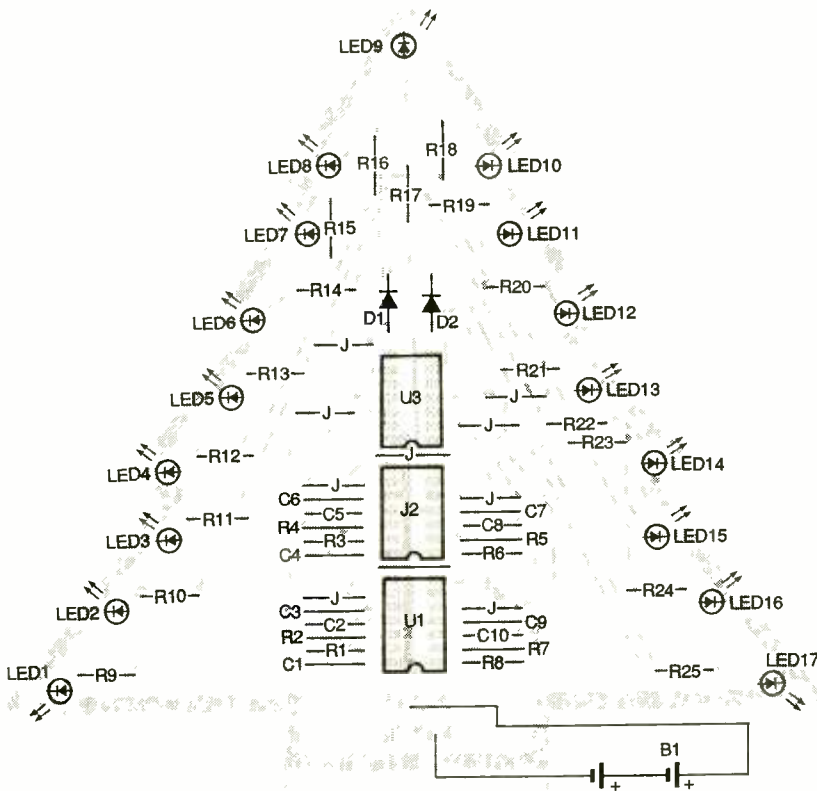


Fig. 3. Use this parts-placement diagram as a guide when mounting components on the Xmas Tree board.

Admitted

Your Ticket To SUCCESS

Over 28,000 technicians have gained admittance worldwide as certified professionals. Let your ticket start opening doors for you.

ISCET offers Journeyman certification in Consumer Electronics, Industrial, Medical, Communications, Radar, Computer and Video. For more information, contact the International Society of Certified Electronics Technicians, 2708 West Berry Street, Fort Worth, TX 76109; (817) 921-9101.

Name _____

Address _____

City _____

State _____ Zip _____

Send material about ISCET and becoming certified.

Send one "Study Guide for the Associate Level CET Test." Enclosed is \$10 (inc. postage).

December 1995, Popular Electronics

91

www.americanradiohistory.com

ANALYZING AC CIRCUITS

(Continued from page 60)

ing the rectangular to polar coordinates conversion equations listed earlier, or by directly examining the complex plane of Fig. 4.

We are now ready to calculate Z_{RL} , the total of impedance Z_R and Z_L in parallel. (Note that the equation has the same form as the one used in the DC section of this article to calculate the total of two resistors in parallel.)

$$Z_{RL} = \frac{(Z_R)(Z_L)}{(Z_R + Z_L)}$$

$$Z_{RL} = \frac{((250 \angle 0^\circ)(251.33 \angle 90^\circ))}{((250 + j0) + (0 + j251.33))}$$

$$Z_{RL} = \frac{(250)(251.33) \angle (0 + 90^\circ)}{(250 + j251.33)}$$

$$Z_{RL} = (62832.5 \angle 90^\circ) / (250 + j251.33)$$

We now almost have the calculation for Z_{RL} complete. Unfortunately, the denominator is in rectangular form and we need it in polar form to do the division. Again the coordinate conversion equations (Eq. 2A and 2B) are used to find the M and A components of the polar form. The calculations go like this:

$$M = \sqrt{X^2 + Y^2}$$

$$M = \sqrt{(250)^2 + (251.33)^2}$$

$$M = \sqrt{62500 + 63166.77}$$

$$M = \sqrt{125666.77}$$

$$M = 354.49$$

and

$$A = \arctan(Y/X)$$

$$A = \arctan(251.33/250)$$

$$A = \arctan(1.005)$$

$$A = +45.15^\circ$$

We can now return to our efforts to find Z_{RL} . Picking up where we left off:

$$Z_{RL} = (62832.5 \angle 90^\circ) / (250 + j251.33)$$

$$Z_{RL} = (62832.5 \angle 90^\circ) / (354.49 \angle 45.15^\circ)$$

$$Z_{RL} = (62832.5/354.49) \angle (90 - 45.15^\circ)$$

$$Z_{RL} = 177.25 \angle 44.85^\circ$$

Having combined Z_{R1} and Z_L into an equivalent component (see Fig. 8C), we next need to add the series impedance caused by the capacitor, C1. Unfortunately, Z_{RL} is in polar form, and we need it in rectangular form to perform the addition. So once again we must convert between the two coordinate systems, but this time we will convert from polar to rectangular.

$$X = M \cos(A)$$

$$X = 177.25 \cos(44.85^\circ)$$

$$X = (177.25)(0.70896)$$

$$X = 125.66$$

and

$$Y = M \sin(A)$$

$$Y = 177.25 \sin(44.85^\circ)$$

$$Y = (177.25)(0.70525)$$

$$Y = 125.01$$

And we see that

$$Z_{RL} = 125.66 + j125.01$$

when written in rectangular form.

The next step is to combine C1 and Z_{RL} into their equivalent impedance, which we'll call Z_T . That is the total impedance seen by the current source, and it will therefore be an easy Ohm's Law calculation to determine I_{C1} , the current through capacitor C1. From the complex current and impedance we can then calculate the voltage drop across the component.

$$Z_T = Z_{RL} + Z_{C1}$$

$$Z_T = (125.66 + j125.01) + (0 - j159.15)$$

$$Z_T = (125.66 + 0) + j(125.01 - 159.15)$$

$$Z_T = 125.66 + j(-34.14)$$

$$Z_T = 125.66 - j34.14$$

Converting that to polar form (which we will not show in detail because that type of calculation has been shown twice already), yields

$$Z_T = 130.21 \angle -15.20^\circ$$

Knowing the total impedance seen by the current source, Ohm's Law is used to determine the voltage drop, V1, across the total equivalent impedance:

$$V_1 = I_T Z_T$$

$$V_1 = (5 \angle 30^\circ)(130.21 \angle -15.20^\circ)$$

$$V_1 = (5)(130.21) \angle (30 + (-15.20)^\circ)$$

$$V_1 = 651.05 \angle 14.80^\circ$$

So finally, we have the answer to the original question. The voltage across the independent current source is:

$$V_1 = 651.05 \sin(360ft + 14.80^\circ)$$

where $f = 100$ Hz.

Final Thoughts. Keep in mind that complex analysis can be used in conjunction with any form of circuit analysis, not just Ohm's Law, which was used exclusively in this article. Both loop and nodal analysis could be used by following the same basic procedure.

It might be a bit time consuming, but it's definitely quicker than working a series of differential equations, which is the other method used. ■

HANDS-ON REPORT

(Continued from page 30)

pin adapter. A small cover pops off to install a 9-volt battery that will retain VersaTimer's programming memory during power outages or to move the unit to another location after programming. A "hidden" pushbutton, accessed with a pencil point, turns on a green LED if the battery is good. A fresh battery will maintain memory for about three days.

To set up the unit, a power cord is connected to the unit and then plugged into a grounded AC outlet. When the unit is first plugged in, the mode LED will flash orange indicating that the internal clock needs to be set; don't worry, that is normal. Next, a serial cable plugs into the unit at one end and into an RJ-11-to-9-pin serial adapter at the other. That must connect to the serial port of a PC. If the serial port on the PC is a 25-pin connector, then you'll have to supply a 9-to-25-pin adapter.

The next step is to install the included software on your PC. When you first run the software it's a good idea to run a test routine that checks for proper communication between VersaTimer and the PC. Next you must set the timer's internal clock. That is done by pulling down a clock-set menu that lets you set the timer's time to that of the PC's internal clock or to some other time. The mode LED glows red once the clock is set.

An editor panel allows you to set up a 7-day program with time intervals 15 minutes apart each day. Editing is done by simply toggling boxes in a 7-day menu on and off. A program can be named and saved to disk allowing the use of multiple programs. Once a schedule has been defined it can be sent to the timer by activating a program function.

The mode LED flickers while the timer is receiving and storing a program and then glows red to indicate that it's still in the manual mode, in which the on/off switch will control the outlets. The switch to schedule mode can be made from the computer or by quickly toggling the on/off switch on the timer. The mode LED changes to green when the timer enters the schedule mode.

Special events can also be sched-

uled. In addition to 96 daily power events, up to five special events (on, off, reboot, schedule, and manual) can be scheduled per day, at any minute of the day. The on event simply turns power on and off turns it off, but at any given minute instead of a 15-minute interval.

If the reboot event occurs when power is on, power turns off and then back on 30 seconds later to properly reboot a computer. If power is off when that event occurs, it will turn on 30 seconds later. The schedule event puts the timer in the schedule mode and the manual event puts it in manual. On, off, and reboot events will occur only if the unit is in the schedule mode, while schedule and manual occur regardless of the mode.

One outlet on the back of the unit is labeled as "smart," and it can be used in that way only when the timer is in the manual mode. In that configuration, an appliance plugged into the smart outlet will control the appliances plugged into the other two outlets. The power switch on the device plugged into the smart outlet then mimics the on/off switch on the timer. That allows the timer to be placed in an out-of-the-way location. That feature can be used, for example, to turn on an entire computer system from only the monitor switch.

That's all there is to it. Once the unit is programmed it can be moved to any desired location, plugged into the wall, and the devices to be controlled are plugged into it. The only other thing to note is that anything that is to be controlled by the timer obviously must have its own power switch left on.

All in all, VersaTimer is quite a versatile device, and one the likes of which we've never seen before. If you have a need to control appliances at specific time intervals on a 7-day schedule, then VersaTimer is the answer. Just remember that you'll need a PC before you can use it! For more information on the VersaTimer, circle no. 119 on the Free Information Card, or contact the manufacturer directly at the address given below. ■

FOR MORE INFORMATION

Server Technology, Inc.
1288 Hammerwood Ave.
Sunnyvale, CA 94089

MMIC AMPLIFIERS

(Continued from page 44)

ing the degree of mixing that occurs; that mixing produces intermodulation (IM) distortion, and the products are called the intermodulation products (IMP). In a perfectly linear amplifier, simultaneously inputting two frequencies (f_1 and f_2) produces an output spectrum of only f_1 and f_2 . But in real amplifiers, there will be harmonics and mixing ("heterodyning") taking place, so a number of other frequencies are produced.

Figure 5 shows the IMP spectrum for an amplifier in which two equal amplitude signals are input; f_1 is 7 MHz and f_2 is 10 MHz. The harmonics produced are $2f_1$ at 14 MHz, and $2f_2$ at 20 MHz. The mixing products include the second-order IMP ($f_1 + f_2$) and the third-order IMP ($2f_1 - f_2$ and $2f_2 - f_1$). All of those frequencies are graphed in Fig. 5.

In tuned RF amplifiers, the generated harmonics are rarely of concern because they will fall way outside even fairly sloppy L-C tuned circuits. Similarly, with the second-order IMP ($f_1 + f_2$), because it will normally be outside the passband. The third-order products, however, often fall within the selectivity skirts of the RF front-end of receiver systems, so they are of concern.

In wideband amplifiers, the second- and third-order IMPs are of critical concern because at all but the highest frequencies they fall inside the passband of the amplifier. In the case of a MMIC, with a bandwidth of say DC to 1000 MHz, all signals in Fig. 5 will pass through the system. Receivers and subsequent amplifiers will see the distortion products of the input amplifier, so they become of critical concern. Further, power taken by amplifying the IM products is not available for the fundamental signal. In addition, those signals might cause interference in receiver systems.

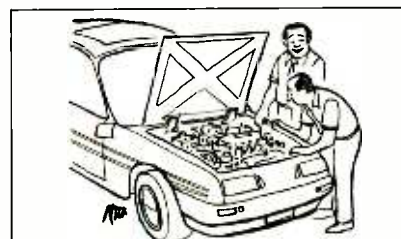
As a rule, the third-order IMP increases more rapidly than the fundamental signals. A value frequently seen is that the third-order IMP increases 3 dB for every 1 dB increase in the fundamental signal. As a result, the gain slope for the third-order IMP is higher than that of the fundamental signal and will cross the fundamental

gain at some point, usually above the 1-dB compression point (see Fig. 6). That point is called the third-order intercept point, and is specified in dBm. According to some sources, anything greater than or equal to 10 dBm is superb, 0 dBm to less than 10 dBm is excellent, -10 dBm to less than 0 dBm is good, and less than -10 dBm is getting a bit shabby. The various MAR-x devices have third-order IMP figures of +15 dBm to +27 dBm.

A Simple MAR-x Project. Figure 7 shows the circuit for a practical MAR-x amplifier. Although designed specifically for the MAR-6 device, it can be used for any member of the MAR-x line with an appropriate voltage regulator at U2. The circuit is basically the same as that of Fig. 3, but with additional decoupling against noise on the DC power line outside the circuit (C4 and C5), and a 78L05 voltage regulator. The MAR-6 device wants to see a voltage of +3.5 volts DC on the output terminal, while other versions want a slightly higher voltage (e.g. +5 VDC for the MAR-1).

For those models select a higher voltage regulator (e.g. 78L08). You'll also need to change the value of R1; it can be calculated using the formula presented when we discussed Fig. 3.

A printed circuit board for this project is shown in Fig. 8, and the associated parts-placement diagram is shown in Fig. 9. I designed this board using the EASY-PC software, and had the prototype made by FAR Circuits (18N640 Field Court, Dundee, IL, 60118). If you want to build this project, and don't want to etch your own board, it can be obtained from FAR, although you will have to contact them directly for pricing. When writing, send them a copy of the pattern so that they can identify which of my designs it is. (They have done a lot of work for me!) ■



"That chip automatically withdraws your car payment from the bank on the first of each month."

MAGIC EYE


(Continued from page 67)

transformers and tube socket as connection points for the few other components.

Begin wiring the circuit by mounting a socket for the magic-eye tube on a couple of hardware-store, 1½-inch brass-corner "irons." The "shadow area" of the tube is oriented between pins 1 and 8. Keep in mind when mounting the tube that it's customary to have that area pointing down. You will need to cut a 1½-inch-diameter hole in the front panel to accommodate the tube.

Next go on to wire the rest of the circuit. If you are planning on using the circuit for show only, you will only need to wire the components shown in Fig. 1. Add the components shown in Fig. 2 if you would like to use the Magic Eye as a tuning indicator.

Whichever version you build, keep the following in mind: The center-tap



Note that no circuit board was used in the author's prototype. The transformers and tube socket can be used as connection points for the other parts.

connection to the 12.6-volt windings of T1 and T2 isn't used and can be trimmed short and either taped or curled out of the way. Tie a knot in the power cord so an inadvertent pull won't tear the wiring.

If you're using the Magic Eye as a tuning indicator, make sure that the input wires are kept short. Also, use grommets to protect them at their points of entry to the project box.

Using the Magic Eye. If you built the version of the Magic Eye shown in Fig. 1, then using it is simple. Just place it on top of your stereo or radio and plug the Magic Eye into the wall. Then, when you shut off the lights, you'll be ready to relive the old days.

If you built the version of the circuit shown in Fig. 2, you will need to attach your Magic Eye to your radio's ground and AVC line. In most radios, the AVC line is connected to the end of the loop antenna or to the antenna coil opposite the end connected to the grid of the input tube.

Note: Never attach any accessory to a radio without isolating the radio first. A so-called AC-DC radio can be made safe by using an inexpensive isolation transformer between the radio and power outlet.

Once the Magic Eye is connected to the radio, turn on both units. Then, adjust potentiometer R3 so that the Eye closes as stations are tuned in. That's all there is to it. ■

SETI

(Continued from page 54)

three degrees. With that dish placed on a transit mount, and letting the earth be the antenna rotor, the dish rotates at 15 degrees per hour. That means that a given star will be within its beam for about 12 minutes. Given existing amateur DSP technology, 12 minutes is enough time to thoroughly scan about 14.4 kHz of spectrum, at 10-Hz resolution.

Because the water hole is 240-MHz wide, to cover the assigned area of sky at all declinations, we need to listen for some 2760 years! That isn't practical. But, in Shuch's estimation, 5520 experimenters, scattered around the world and having the means to communicate, can do the sky survey in just one year.

What do you need in terms of receiving, computer, and DSP hardware and software to join in the search? The equipment you need includes a three- to five-meter parabolic reflector, similar to that used for TVRO or 23-cm amateur moon-bounce, and a low-noise amplifier (LNA) covering 1.4 to 1.7 GHz.

You also need a down-converter to shift that range to a suitable IF (intermediate frequency); IF amplifiers, filters, and a detector to derive audio from the IF; a digital signal processor (DSP); spectrum-analysis software; and a PC on which to run the software. All of that equipment costs about what it would to outfit a typical amateur OSCAR satellite station.

The League is developing a low-cost microwave receiver to scan the required 240 MHz at a 10-Hz resolution. It also hopes to publish and promote the best hardware and software ideas that emerge from the amateur community, and it will design, prototype, and evaluate various deflection and signal-analysis technologies. Further details on participation are available from the League (for more information on the SETI League and other organizations of interest to amateur radio astronomers, see the "Resources for Amateurs" box).

So, are we alone in the universe? Perhaps yes, and perhaps no—at this point we just don't know. But we need to be in a position to take that very long-distance call, if it comes. ■

PARTS LIST FOR THE MAGIC EYE

RESISTORS

(All fixed resistors are ½-watt, 5% units.)

R1—470,000-ohm

R2—1-megohm*

R3—1-megohm potentiometer*

ADDITIONAL PARTS AND MATERIALS

C1—0.1-µF, polyester capacitor*

V1—1629 vacuum tube

T1, T2—117-volt to 12.6-volt, 450-mA or greater, power transformer

PL1—AC plug, two-terminal

Project enclosure, octal tube socket, 1½-inch brass corner irons, power cord, grommets, nuts, bolts, wire, solder, hardware, etc.

All parts marked with an asterisk (*) are only necessary for the tuning-indicator version of the Magic Eye shown in Fig. 2.

Note: The following are available from Antique Electronic Supply (6221 S. Maple Ave., Tempe, AZ 85283; Tel. 602-820-5411; Fax: 602-820-4643): A complete kit of all above parts (K-PE-EYEKIT)—\$29.95; a 1629 magic-eye vacuum tube—\$5.30. Contact Antique Electronic Supply for shipping and handling information.

BUY BONDS


Market Center™

Paperback Books

GREAT BOOKS AT BUDGET PRICES


100 RADIO HOOKUPS
—#7—\$3.00

First published in May, 1923 this popular booklet went into reprint editions nine times. It is packed with circuits, theory, antenna installation and tips on consumer radio receivers that were popular in the early 1920's. Antique radio buffs and those inquisitive about the early days of radio will find this booklet an exciting, invaluable and excellent reference into the minds of early-day radio listeners. Sorry, we cannot honor the original 25-cent cover price.



INTERNATIONAL RADIO STATIONS GUIDE—BP255
—\$9.95

Provides the casual listener, amateur radio DXer and the professional radio monitor with an essential reference work designed as a guide for listening to the complex radio bands. Includes coverage on Listening to Shortwave Radio, ITU Country Codes, Worldwide Radio Stations, European Long Wave and Medium Wave Stations, Broadcasts in English and more.




HOW TO USE OP AMPS
—BP88—\$5.95

The engineer's best friend is the op amp. This basic building block is found in many circuits, analog and digital alike. The op amp finds many useful purposes such as: oscillators, inverters, isolators, high- and low-filters, notch and band-pass filters, noise generator, power supplies, audio, MIDI, and much more. Prepared as a designer's guide, some limited math is used, however engineers and hobbyists alike find it a useful text for their design needs.



WIRELESS & ELECTRICAL CYCLOPEDIA
—ETT1—\$5.75

A slice of history. This early electronics catalog was issued in 1918. It consists of 176 pages that document the early history of electricity, radio and electronics. It was the "bible" of the electrical experimenter of the period. Take a look at history and see how far we have come. And by the way, don't try to order any of the radio parts and receivers shown, it's very unlikely that it will be available.



ELECTRONIC TECHNOLOGY TODAY INC.
P.O. BOX 240, Massapequa, NY 11762-0240

Name _____
Address _____
City _____ State _____ Zip _____

SHIPPING CHARGES IN USA AND CANADA

\$0.01 to \$5.00	\$2.00
\$5.01 to \$10.00	\$3.00
\$10.01 to 20.00	\$4.00
\$20.01 to 30.00	\$5.00
\$30.01 to 40.00	\$6.00
\$40.01 to 50.00	\$7.00
\$50.01 and above	\$8.50

SORRY No orders accepted outside of USA & Canada


Total price of merchandise	\$ _____
Shipping (see chart)	\$ _____
Subtotal	\$ _____
Sales Tax (NYS only)	\$ _____
Total Enclosed	\$ _____

All payments must be in U.S. funds!

Number of books ordered

ET01

RAINBOW KITS




FM STEREO TRANSMITTER

Own your own FM radio station. Any stereo signal you plug into the FMST-100 will be transmitted to any FM radio tuneable from 76 to

108MHz FM. Transmit a wireless link through an auditorium, from your car to your camper, listen to your CD's while mowing the lawn, Play music on one channel sing on the other. Clarity is excellent, approx. 40dB stereo separation. Length of antenna determines the distance of transmission. Complete with stereo input level controls & crystal for stereo separation. 9v battery operation. SIZE: 1.5" x 2.5" x 3"


FMST-100 KIT \$29.95 / Cabinet \$8.95



PHONE TRANSMITTER

Small but mighty, it fits anywhere. Phone line powered, never needs batteries. Transmits both sides of a phone conversation loud and clear, wireless, to any FM radio at great distances. Variable tunes from 70MHz to 130MHz FM. You can also use it as a speaker phone. SIZE: 1.25" x 6".

TEL-B1 KIT \$12.95 BUILT \$29.95



SUPER SNOOPER BIG EAR

Listen through walls, hear conversations across the room. Add a parabolic reflector and hear blocks away.

The BIG EAR can be hidden about anywhere. Makes an ultra sensitive intercom. Can be used as a 1.5W AMP. We supply a mini-electret mike in the kit. Power requirement 6 to 12v DC. SIZE: 1.75" x 1"

AA-1 KIT \$10.95 BUILT \$29.95




WIRELESS FM MICROPHONE

Small but mighty this little jewel will out perform most units many times its price. It really stomps out a signal.

The WM-1 kit is a buffered wireless mike that operates from 80MHz to 120MHz FM, the frequency of any broadcast FM radio. Includes a mini-electret mike. 6 to 12v DC. SIZE: 1.25" x 1"

WM-1 KIT \$14.95



DC VOLTAGE MONITOR

If battery status is important, you need this kit. This kit uses 7 LEDs to monitor 12v DC in 1v, 1/2v, or 1/4v steps. Monitor 8v or 5v in 1/4v steps. Great for boats, motor homes, model planes or race car ni-cads. All parts and instructions are included. SIZE: 1.3" x 2.7".

VM-1 KIT \$7.95

The 10GHz Transmitter is back...

The "ZAPPER II"

With it's new and improved design it will not only test your radar detector... BUT it's tuned to the amateur radio band.


- While your out on American highways personally test yours and your fellow travelers radar detectors.

The "ZAPPER II" is a 10.450 GHz to 10.550 CW oscillator. It has a code key jack installed for those who want to send Morse code.

BUILT \$49.95 KIT \$39.95

TV NOTCH

FOR CHANNELS 2 thru 22 ONLY



FILTERS

Our TV filters eliminate unwanted TV channels or interference that alters both sound and video with a beep beep beep. Works on cable channels 2 thru 22) only.

NOTE: All TV Filter Kits are sold for educational purposes only. You must obtain permission from your local cable company before using these filters on your cable system.

DF-222 KIT \$14.95



This Manual contains schematics, parts lists & P.C. board layouts for many of the Rainbow Kits. Use your own parts to construct our kits.

KIT BOOK

\$14.95 \$9.95 with the purchase of any kit.

Please add sufficient postage First lb \$5.00 Canada \$7.00 Additional LB. Add \$1.00 US FUNDS ONLY We will accept telephone orders for Visa or Mastercard



To Order Call 317-291-7262



ELECTRONIC RAINBOW INC

6254 LaPas Trail • Indianapolis, IN 46268
FAX 317-291-7269

5K



STROBE LIGHT

Do you need an attention getter, warning light, or flashing light for model airplanes?

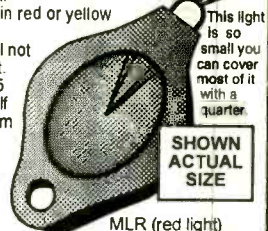
Then this kit is for you. Use it as an emergency light for your auto, radio tower, even use it on your bicycle. Has a variable flash rate. Power requirement 6 or 12v DC. Size 3.5"x1.9"

ST-1 KIT \$9.95

MICRO-LIGHT

Visible Over 1 Mile. This is truly an indestructible flash light.

- Comes in red or yellow light.
- Bulb will not burn out.
- Uses a 5 year shelf life lithium battery.
- Case made of tough ABS.



SHOWN ACTUAL SIZE

MLR (red light)
MLY (yellow light) CHOICE \$9.95




4.0mW Laser Diode

Great for making a gun sight, use as a transit, makes a super experimenters project.

The beam is visible with a wavelength of 670 nm. Size of beam is 6mm at 5 meters. Power requirement 3 volts DC at 85mA. Size: 10.5mm x 18.5mm

LDM-5 New Low Price \$59.95



VOICE ACTIVATED SWITCH

This VOX circuit can be used to operate a tape recorder, ham radio, CB radio, or

turn on an alarm. The VOX-1 kit has 100mA of output that operates a relay, light, motor, ? What could you do with a sound activated switch? Power requirement 7.5 TO 18vDC. SIZE: 1.5" x 1.3"

VOX-1 KIT \$6.95



WIDE BAND PREAMP


The ideal preamp for scanners, hand held radios, frequency counters. Amplifies low level

(weak) signals. If the signal is extremely low 2 amps can be used in series; 1MHz to 2.5GHz @ 2.8dB NF. 1dB compression = +0 dBm. Gain: 1MHz=20dB to 2.5GHz=6dB. Power requirement 12v DC @ 6Ma. SIZE: 1.2" x .8"

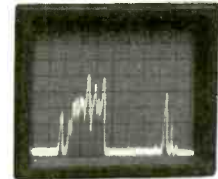
WBA-6 KIT \$19.95

YOU ASKED FOR IT WE'VE GOT IT

SPECTRUM ANALYZER SCOPE ADAPTER



1 MHz TO 500MHz
SPECTRUM
ANALYZER



AS SEEN ON YOUR SCOPE

100% FACTORY ASSEMBLED **NOT A KIT** MADE IN THE USA

A MUST FOR EVERY SHOP:

The SA500ADP Spectrum Analyzer Scope Adapter works with any Scope. Just one connection to the Vertical & Trigger Inputs and any scope becomes a full function Spectrum Analyzer. Tune H.T.'s Filters, Mixers. **Check all RF based Systems.** The SA500ADP Scope Adapter will compliment

any Ham Shack, Radio Service Shop or EMI Test Lab.. **MADE IN THE USA** Not a kit. If you have been waiting for a low cost High performance Spectrum Analyzer at an affordable price, take Advantage of our special introductory offer. Add a 500MHz Tracking/Noise Generator for only \$100 and save a total of \$200.

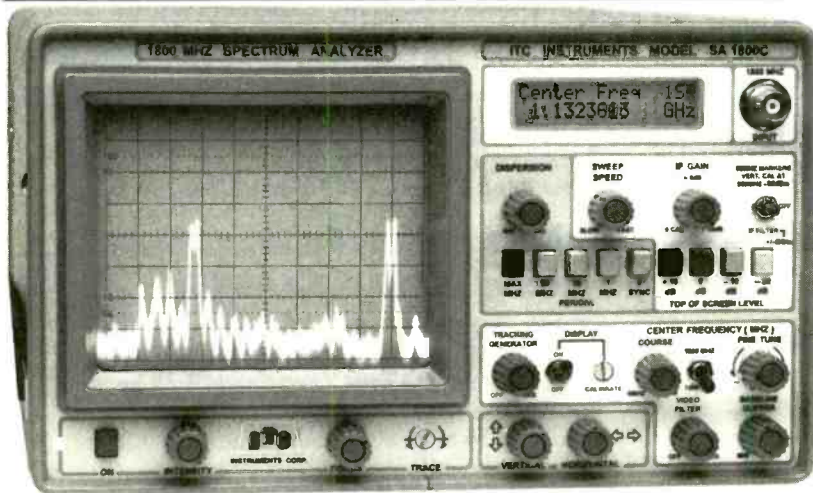
SA500ADP ONLY **\$399.00**

Add Tracking Gen. **\$100.00**

Introductory offer only

\$499.00

SAVE OVER \$200 Reg. price \$699



SETTING THE STANDARD

SA500A, SA1300B, SA1800C

SPECTRUM ANALYZERS

STARTING AT \$995.00

MADE IN THE USA

6" x 12" x 16" (H x W x D) (only 16 LB)

SA1800C Shown \$2395.00

Model SA1300B **1-1300 MHz In One Sweep \$1995.00** Options 1,3,5,6

SPECTRUM DISPLAY MONITOR \$995.00

The SA500A easily attaches to any receiver IF output jack. Providing a panoramic signal display of your scanner or communication receiver. The SA500A is a Full Function Spectrum Analyzer with +/- 5KHz Narrow Band Filter, Center Freq. Display, 50 MHz Marker. SA500A The first affordable **Professional Spectrum Monitor/Analyzer** for all serious Ham Radio and Radio Monitoring Operators. With Opt. 1,3,5,6

TWO FULL FUNCTION ANALYZERS

Quality & Performance with 80dB on Screen, -100 dBm Sensitivity, Center Freq. Display, +/- 5KHz Narrow Band Filter 50 MHz Marker. **DISPERSION ZOOM**, Baseline Clipper, Adjustable Sweep Speed, Video Filter, and 40dB Input Attenuation. SA1300B 1-1300MHz

SA1800C 1-1300 & 850-1850MHz **\$2395** With Opt. 1,3,5,6

ADVANTAGE INSTRUMENTS CORP. MC-VISA - DISCOVER call 800-566-1818

3579 Hwy. 50 East Carson City, Nevada 89701 702-885-0234 FAX 702-885-7600

PRICES & SPECIFICATIONS SUBJECT TO CHANGE WITHOUT NOTICE OR OBLIGATION. F.O.B. CARSON CITY NV. NV. RESIDENTS ADD SALES TAX.

CIRCLE 163 ON FREE INFORMATION CARD


New and Pre-Owned Test Equipment

Substantial **SAVINGS** on New & Pre-Owned B+K Precision, Fluke, Hewlett-Packard, Goldstar, Leader, Tektronix, and more ...



GoldStar Precision

New Oscilloscope Specials



Model OS-9100P → **\$999.00**
Full 100 MHz Bandwidth!

Model OS-904RD - 40 MHz Bandwidth → **\$699.00**
On-Screen Measuring Cursors & Readout!

- TV Synchronization Trigger
- Dual-Channel, High Sensitivity
- Calibrated Delayed Sweep
- Two Probes Included
- 2 Year Warranty

WE BUY SURPLUS EQUIPMENT!

Professional Quality Digital Storage Oscilloscopes at Affordable Prices!

Transmit and Receive Data with Standard RS-232C Interface

- Includes FREE Comprehensive Communication Software
- Waveform Save, Calculation, and Print
- Dual Channel, Delayed Sweep, TV Synchronization Trigger
- 20 MS/s Sampling Rate, Two Save Memories
- Switch Between Analog and Digital Modes
- CRT Readout Including Measurement Cursors

Bandwidth	20 MHz	40 MHz	60 MHz
Model	OS-3020	OS-3040	OS-3060
SALE Price	\$1,199.00	\$1,599.00	\$1,899.00

Full line of Oscilloscopes, RF, Video & Audio Test Equipment, Power Supplies, Meters, Probes and Accessories.



TOLL FREE 1-800-99-METER

Availability of Equipment Subject to Prior Sale
Prices Subject to Change Without Notice

1-800-996-3837

Pre-Owned Oscilloscope Specials

Tektronix 465	100 MHz	\$589.00
Tektronix 465B	100 MHz	\$689.00
Tektronix 475	200 MHz	\$749.00
Tektronix 475A	250 MHz	\$849.00

- Professionally Refurbished
- Calibrated to Original Specifications
- Dual Channel, Calibrated Delayed Sweep
- 90 Day Warranty



BK PRECISION
MAXTEC INTERNATIONAL CORP.

Computer Monitor Pattern Generator
Model 1280 \$429.00 **NEW!**

- Tests CGA, EGA, VGA, SVGA, and MAC II Monitors
- Outputs Interface to DB 9, HD 15, DB 15 and BNC
- Interlaced or Non-Interlaced
- Color Bars, Raster, and Crosshatch Patterns

20 MHz Sweep/Function Generator
Model 4040 \$499.00 **NEW!**

- 0.2 Hz to 20 MHz, 5 digit LED Display
- AM & FM Internal or External Modulation
- Sine, Square, Triangle, TTL, CMOS Outputs
- Burst Operation
- External 30 MHz Frequency Counter

Variable 1-150VAC Isolation Transformer
Model 1653 \$299.00

- Metered Display of Voltage or Current
- 2 Amp. Continuous Output
- Eliminate Shock Hazard while servicing "Hot-Chassis" Equipment



FOTRONIC CORPORATION
P.O. BOX 708
Medford, MA 02155
(617) 665-1400
FAX (617) 665-0780

Are Cable Companies Sucking You Dry?



**FREE
Catalog!**

**All Major
Brands!**

Take a Bite out of High Rental Fees
with your own

Converters & Descramblers



Everquest • Panasonic • Jerrold • Zenith • Pioneer
Scientific Atlanta • Oak • Eagle • Hamlin • Tocom



Order
Toll-Free **1 800 624-1150**

Call today for a FREE catalog!

MD Electronics

875 S. 72 Street • Omaha, NE 68114



Fix It Yourself!



- Hands-on, detailed, troubleshooting instructions
- “How to” primer for test equipment: oscilloscopes, frequency counters, video analyzers, etc.
- Schematic diagrams
- Trouble analysis flowcharts
- Preventive maintenance techniques
- Safety precaution checklists
- Comprehensive replacement parts list
- Directory of manufacturers

It's easy, fast, and rewarding to repair it yourself with the Electronics Repair Manual!

Leading Manufacturers Represented...

- Emerson • Nintendo • RCA • Technics
- Hitachi • Panasonic • Sanyo • Toshiba
- IBM • Pioneer • Sharp • Zenith
- NEC • Quasar • Sony and others!

✓ Dozens of Fix-It-Yourself Projects for...

- | | |
|---|---|
| <input type="checkbox"/> CD Players | <input type="checkbox"/> Amplifiers |
| <input type="checkbox"/> VCRs | <input type="checkbox"/> Car Radios |
| <input type="checkbox"/> Televisions | <input type="checkbox"/> Air Conditioners |
| <input type="checkbox"/> Camcorders | <input type="checkbox"/> AM/FM Tuners |
| <input type="checkbox"/> Computer Equipment | <input type="checkbox"/> Thermostats |
| <input type="checkbox"/> Fax Machines | ...and more! |
| <input type="checkbox"/> Telephones | |

30-Day Free Trial!




Keep Your Skills Up-to-Date!

The Electronics Repair Manual and the Modern Electronics Manual will be a valuable reference for years to come. Supplements, each containing over 125 pages, add new repair projects, valuable insights into new technologies, diagnostic and repair techniques, electronics projects, and more schematic diagrams into your manual. Just \$35 each plus shipping and handling. Supplements are sent 4-5 times a year and are fully guaranteed. Return any supplements you don't want within 30-days and owe nothing. Cancel anytime.

Unbeatable Discount Prices

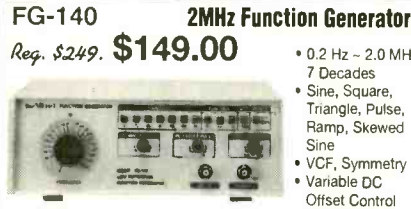
1 YEAR WARRANTY
15 DAY MONEY BACK GUARANTEE



MT-100
Reg. \$599.
\$419.00

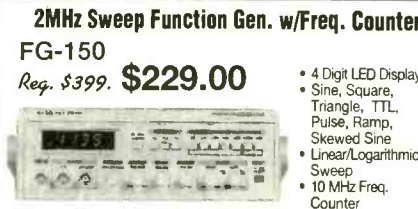
Four Instruments in One Instrument

- 1** Function Generator
 - Sine, Square, Triangle, Pulse, Skewed Sine, Ramp, TTL
 - 0.2 Hz ~ 2MHz
- 2** Frequency Counter
 - 8 Digit LED
 - 1 Hz ~ 100MHz
 - ± (1 Hz + 1 dgt. + Time Base Error)
- 3** Power Supply
 - 3-1/2 Digit LCD
 - Triple output: #1. 0-50V, 0.5A MAX
 - #2. 15V, 1A #3. 5V, 2A
- 4** Digital Multimeter
 - 3-1/2 Digit LCD
 - DCV, ACV, Ω, DCA, ACA
 - ± (0.5% + 2 dgts)



FG-140 2MHz Function Generator
Reg. \$249. **\$149.00**

- 0.2 Hz ~ 2.0 MHz, 7 Decades
- Sine, Square, Triangle, Pulse, Ramp, Skewed Sine
- VCF, Symmetry
- Variable DC Offset Control



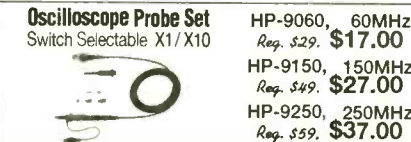
2MHz Sweep Function Gen. w/Freq. Counter
FG-150
Reg. \$399. **\$229.00**

- 4 Digit LED Display
- Sine, Square, Triangle, TTL, Pulse, Ramp, Skewed Sine
- Linear/Logarithmic Sweep
- 10 MHz Freq. Counter



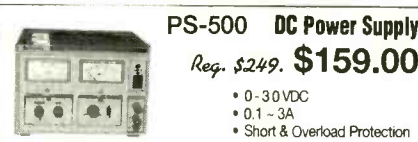
1.0GHz Frequency Counter, High Resolution
FC-200
Reg. \$399. **\$219.00**

- 1.0 Hz ~ 1.0 GHz
- 8 Digit LED Display
- Auto & Manual Range
- 4 Selectable Gate Times
- 1MΩ & 50Ω Input Impedance



Oscilloscope Probe Set
Switch Selectable X1/X10

- HP-9060, 60MHz Reg. \$29. **\$17.00**
- HP-9150, 150MHz Reg. \$49. **\$27.00**
- HP-9250, 250MHz Reg. \$59. **\$37.00**



PS-500 DC Power Supply
Reg. \$249. **\$159.00**

- 0-30 VDC
- 0.1-3A
- Short & Overload Protection



PS-540 DC Power Supply
Reg. \$399. **\$249.00**

- 0-16VDC
- 0.1-10A
- Short & Overload Protection

Deluxe O'scopes w/Phillips CRT.

"BEST BUY!"



OS-3304 Reg. \$499. **\$349.00**

OS-3304 25MHz, Dual Trace

- 1** • DC to 25 MHz. Dual Channel
- 6" Rectangular CRT with Internal Graticule 10x8cm (Phillips P31)
- Uncalibration LED.
- High Sensitivity 1 mV/div to 2mV/div X-Y modes, Z Axis (intensity modulation)
- Rise time 14n Sec. or less.
- Full TV Trigger for TV-V & TV-H
- Acceleration Potential 2kV
- 60MHz (X1.X10) Probe Kit: 2 sets
- Power: 115/230V AC



OS-3315 40MHz, Dual Trace Sweep Delayed
Reg. \$799. **\$549.00**

- DC to 40 MHz. Dual Channel
- Delayed Sweep 100nS to 1.0S 7 decade
- 6" Rectangular CRT with Internal Graticule 10x8cm (Phillips P31)
- Uncalibration LED.
- High Sensitivity 1 mV/div to 2mV/div X-Y modes, Z Axis (intensity modulation)
- Rise time 8.5nS or less.
- Full TV Trigger for TV-V & TV-H
- Acceleration Potential 12kV
- Variable Hold Off
- 16ns ~ 1.0s Time Base
- 60MHz (X1.X10) Probe Kit: 2 sets
- Power: 115/230V AC



OS-3324 Reg. \$599. **\$429.00**

OS-3324, 3 Function

- 1** • OS-3304
- 2** • Dual Component Tester/Comparator



OS-3344 Reg. \$899. **\$649.00**

OS-3344, 5 Function

- 1** + **2** + **3** • OS-3324
- 4** • Frequency Counter 100MHz, 7 Digit LED Display
- 5** • Function Generator 0.02 Hz to 2.0 MHz



Bel MERIT
DM5050C
DM5100
Reg. \$149.
\$89.00
Including Deluxe Holster

Features (DM5050C/DM5100)

- Basic DCV Accuracy: ± 0.25%
- AC/DC Volt & Amp, Ohm
- Diode, Continuity Beeper
- Alligator Clip Test-Leads
- Lead Holders/Velcro Strap Holster

DM5050C, DMM + Capacitance

- 9 Function / 42 Range
- Multimeter
- Ohm: Up to 2000MΩ
- Amp: AC/DC 2 Amp
- Extended Capacitance Meter (9 Range) 0.1pF - 20,000µF
- Zero Adjust Knob
- Trig Lamp

DM5100, Wide Range w/Logic

- 11 Function / 45 Range
- Auto Power Off
- Data Hold & Peak Hold
- Freq: Up to 20MHz
- Amp: Up to 20A AC/DC
- Ohm: Up to 200MΩ
- Capacitance: 1p - 200µF
- Logic: TTL, TR hFE

Digital Engine Analyzer
Reg. \$119. **\$69.00**



DM230

- 3 1/2 Digit LCD
- Engine Analyzer Taco, Dwell, Duty Cycle
- DMM DCV, DCA, Ω
- Temperature 0 ~ 1.999°F
- Diode
- Continuity
- Holster, Temp. Probe, Clip Leads

Capacitance Meter
Reg. \$79. **\$49.00**



CM210

- 3 1/2 Digit LCD
- 0.1p-20,000µF 9 Ranges
- 0.5% basic Accu.
- Zero Adjust Knob
- Test Leads & Built in Socket

Pen-Type DMM w/Logic
Reg. \$79. **\$59.00**



DM150

- 3 1/2 Digit
- Dual Display
- Auto & Manual
- DCV, ACV, ACA, DCA, Ω
- Logic CMOS/TTL
- Data Hold
- Diode
- Continuity

Multifunction DMM
Reg. \$99. **\$64.00**



DM4050

- 3 1/2 Digit
- Basic Accuracy: 0.25%
- Heavy Duty, 20A AC/DC Resistance 20MΩ
- Capacitance
- Freq. up to 20MHz
- TR-hFE
- Diode
- Continuity
- Deluxe Holster

BMC Your Best Source for High Standard Electronics
P.O. Box 744, Lake Forest, CA 92630-0744

Order & Free Catalog
800-532-3221
(714) 586-2310 Fax (714) 586-3399



Check Out These Deals From CIRCUIT SPECIALISTS!

Ball Bearing 12V DC Fans



These High Quality Fans feature Ball Bearings and Brushless DC Motors. All of them are designed to meet UL, CSA & VDE Standards. Design these fans into power supplies, computers or other equipment requiring additional air flows for heat removal. These fans are regular Circuit Specialists stock items — they are not surplus.

**INDUSTRY
BEST
PRICING!**

CAT NO	1	10	25	100
CSD 4010-12	\$ 9.88	\$ 6.38	\$5.48	\$4.87
CSD 6025-12	9.38	5.91	5.41	4.71
CSD 8025-12	8.88	5.85	5.19	4.49
CSD 9225-12	8.95	6.14	5.29	4.59
CSD 1225-12	11.45	8.96	7.82	6.85

**O.E.M.
PRICING!**

Specifications

CAT NO	DIMENSIONS (MM)	RATED VOLTAGE (V)	START VOLTAGE (V)	INPUT CURRENT (A)	AIR FLOW (CFM)	STATIC PRESSURE (INCH-H ₂ O)	SPEED (RPM)	NOISE LEVEL (dB)	WEIGHT (g)
CSD 4010-12	40x40x10mm	12	7	0.06	5.1	0.19	5,500	26	20
CSD 6025-12	60x60x25mm	12	5	0.13	13.7	0.165	4,500	28	65
CSD 8025-12	80x80x25mm	12	5	0.16	37.8	0.177	3,000	31	80
CSD 9225-12	92x92x25mm	12	5	0.32	42	0.18	2,800	37	95
CSD 1225-12	120x120x25mm	12	5	0.35	62	0.180	2,500	42	135

Ball Bearing AC Fans



Size: 80 x 80 x 38.5mm (3.15 x 3.15 x 1.5")
Weight: 370±10gm (0.82lb.)
Frame/Housing: Aluminum
Impeller: Glass reinforced thermoplastic UL94V-O
Bearing Type: Ball Bearing
Dielectric Strength: 1 minute at 1,500VAC/50-60Hz
Operating Temp: -20°~+85°C
Life Expectancy: 50,000 Hrs (at 25°C, 65%RH)
Motor Protection: Impedance Protected
Safety Approvals: Meets UL, CSA, VDE Standards



Size: 120 x 120 x 25.5mm (4.71 x 4.71 x 1.00")
Weight: 390±10gm (0.86lb.)
Frame/Housing: Aluminum
Impeller: Glass reinforced thermoplastic UL94V-O
Bearing Type: Ball Bearing
Dielectric Strength: 1 minute at 1,500VAC/50-60Hz
Operating Temp: -20°~+85°C
Life Expectancy: 50,000 Hrs (at 25°C, 65%RH)
Motor Protection: Impedance protected
Safety Approvals: Meets UL, CSA, VDE Standards

CAT NO	1	10	25	100
CSA8038AC	\$15.26	\$12.92	\$10.98	\$9.73

CAT NO	1	10	25	100
CSA1225AC	\$15.28	\$12.94	\$11.01	\$9.88

Specifications

CAT NO	DIMENSIONS (MM)	NOMINAL VOLTAGE (V)	FREQUENCY (HZ)	SPEED (RPM)	INPUT POWER (W)	AIR FLOW (M3/MIN)	STATIC PRESSURE (MM)	NOISE LEVEL (dB)
CSA8038AC	80x80x38.5	110/120	50/60	2300/2600	9/7	0.63/0.72	3.5/4.5	31/34
CSA1225AC	120x120x25.5	110/120	50/60	2000/2300	12/10	1.56/1.70	4.6/4.8	23/36

Cool your 486 or Pentium CPU's with one of these CPU Cooling Fans.



**NEW
LOWER
PRICES!!**

CAT NO	DESCRIPTION	1	5	10
CC-M3	Cooling Fan for 486 CPU's	\$7.50	\$6.00	\$5.00
PENTIUM FAN	Cooling Fan for Pentium CPU's (Will not fit Pentium 60 or 66MHz)	9.50	8.00	7.00

Plastic Fan Filter Assemblies

These fan filter packages consist of a guard, foam filter media and media retainer for tubeaxial fans. The retainer is easy to install without removing the fan or guard while the foam filter is also simple to clean and change. Use these kits to protect your equipment from airborne contamination and reduce external fan noise.

CAT NO	DESCRIPTION	1	10	25	50
GRM 60	Plastic Fan Filter Kit for 60mm Fans	\$1.76	\$1.42	\$1.20	\$.98
GRM 80	Plastic Fan Filter Kit for 80mm Fans	2.20	1.75	1.48	1.28
GRM 92	Plastic Fan Filter Kit for 92mm Fans	2.60	2.05	1.74	1.40
GRM 120	Plastic Fan Filter Kit for 120mm Fans	2.92	2.19	1.84	1.56

Fan Power Cord 2' Length, SPT-1, AWG18 x 2C, UL/CSA

CAT NO	DESCRIPTION	1	10	25	50
C180	Fan Power Cord	\$1.28	\$1.14	\$.94	\$.78

Metal Fan Filter Assemblies

For use with tubeaxial fans. These wire formed fan guards provide extra safety.

CAT NO	DESCRIPTION	1	10	25	50
FG40-2	Wire Formed Fan Guard for 40mm Fans	\$1.72	\$1.29	\$1.09	\$.86
FG60-4	Wire Formed Fan Guard for 60mm Fans	1.92	1.44	1.19	.96
FG80-5	Wire Formed Fan Guard for 80mm Fans	2.00	1.50	1.24	.99
FG92-5	Wire Formed Fan Guard for 92mm Fans	2.28	1.71	1.39	1.14
FG120-15A	Wire Formed Fan Guard for 120mm Fans	2.52	1.89	1.57	1.26

RECEIVE YOUR FREE COPY OF OUR LATEST 100+ PAGE CATALOG!

It's chock full of all types of electronic equipment and supplies. We've got I.C.'s, capacitors, resistors, pots, inductors, test equipment, breadboarding supplies, PC supplies, Industrial computers, data acquisition products, personal computers and computer parts, plus much, much more. FAX us your name and address or call 800-528-1417, ext. 5, to leave a message on our catalog request line.

CIRCUIT SPECIALISTS, SINCE 1971

**800-528-1417
602-464-2485
602-464-5824 (FAX)**

WE ACCEPT:

VISA, Mastercard, Discover Card & American Express



CALL TOLL FREE
1-800-292-7711
1-800-445-3201 (Can)

C&S SALES

EXCELLENCE IN SERVICE

**WRITE FOR
FREE CATALOG**



**Line Tracker
MV-963**
\$52.95
(Infra-red Sensor)
The robot follows
a black line
on white paper
Preassembled PCB



**Dual-Display
LCR Meter
w/ Stat Functions
B+K Model 878**
\$239.95
Auto/manual range
Many features
with Q factor
High Accuracy

Electronic Tool Kit Model TK-1000
A professional organizer tool kit at affordable prices. No student should be without this unique tool kit that holds all the tools you need.
Including:
\$39.95



**Robotic Arm
Y-01**
\$49.95
(Wired Control)
Movement grabs
& releases,
lifts & lowers,
pivots from side to side



**Stereo Cassette Player
Kit
Model
TR-18K**
\$16.95
Headphones
Included



**Function Generator
GF-8028**
\$239
Int/Ext
Operation
Sine, Square, Triangle, Pulse
Ramp, .2 to 2MHz, Freq Ctr



**Digital
Multimeter
EDM-83B**
\$175.00
Almost every
feature available
Bargain of
the decade



**Elenco
LCR + DMM
LCM-1950**
\$79
12 Functions
Freq to 4MHz
Inductance
Capacitance



**Digital
Capacitance
Meter
CM-1555**
\$49.95
Measures capacitors
from .1pf to 20,000µf



**3-3/4 Digit Multimeter
BK-390**
\$139.00
0.1% DCV accy
Analog bar graph
Auto/manual ranging
Capacitance meas
Temperature probe



**Digital
Multimeter Kit
w/ Training Course
M-2665K**
\$49.95
Full function 34 ranges
Ideal school project
M-2661 (Assembled) \$55.00



**Frequency Counter
F-1225**
\$225.00
8 Digit LED display
Wide meas range
High sensitivity
Data hold function
Input impedance 1MΩ or 50Ω
10:1 input attenuation function



**Triple Power
Supply
XP-620**
By Elenco
\$75.00
3 fully regulated supplies; 1.5-15V @ 1A, -1.5 to -15V @ 1A or 3-30V @ 1A & 5V @ 3A Kit XP-620K \$49.95



**Quad Power
Supply
XP-581**
By Elenco
\$79.95
Four supplies in one unit; 2-20V @ 2.5A, 5V @ 3A, -5V @ .5A and 12V @ 1A. All regulated and short protected



**Telephone Kit
PT-223K**
\$14.95
Available
Assembled
PT-223
\$15.95



**Learn to Build & Program
Computers with this Kit**
MM-8000
By Elenco
\$129.00
From scratch you build a complete system. Our Micro-Master trainer teaches you to write into RAMs, ROMs and run a 8085 microprocessor, which uses similar machine language as IBM PC.



**Function Generator
Blox
#9600**
By Elenco
\$29.95
Kit \$28.95
Sine, Triangle, Square Wave

**Wide Band
Signal
Generators
SG-9000**
\$124.95
RF Frequency 100K-450MHz
AM modulation of 1KHz Variable
SG-9500 150MHz \$239.00

**AM/FM Transistor
Radio Kit
with Training Course
Model AM/FM 108**
\$29.95
14 Transistor, 5 Diodes
Easy to build because
schematic is printed on the PCB
Makes a great school project
Model AM-550 AM Only \$17.95

**Telephone Line
Analyzer**
KIT TT-400K \$19.95
Assembled TT-400 \$26.95

Digital/Analog Trainer
Complete Mini-Lab For Building,
Testing, Prototyping Analog and Digital
By Elenco
in U.S.A.
XK-550
\$169.95
XK-550K
\$139.95
Designed for school projects, with 5 built-in power supplies. Includes a function generator with continuously variable, sine, triangular, square wave forms. All power supplies are regulated and protected against shorts.

WE WILL NOT BE UNDERSOLD **C&S SALES INC.** **15 DAY MONEY BACK GUARANTEE**
UPS SHIPPING: 48 STATES 5% **FULL FACTORY WARRANTY**
IL RES 7.5% TAX (\$3 min \$10 max) 150 WEST CARPENTER AVENUE, WHEELING, IL 60090
OTHERS CALL **FAX: 708-520-0085 (708) 541-0710**
PRICES SUBJECT TO CHANGE WITHOUT NOTICE


December 1995, Popular Electronics

**FREE PROBES
WITH ALL
SCOPES**

**ELENCO ♦ HITACHI ♦ B+K
SCOPES
AT GUARANTEED LOWEST PRICES**

**WRITE FOR
FREE
CATALOG**

**QUALITY - ELENCO OSCILLOSCOPES
2-YEAR WARRANTY**



60MHz


S-1360 \$775

Delayed Sweep

S-1365 \$849

Cursor Readout

- ♦ Voltage, Time
- ♦ Frequency differences displayed on CRT



40MHz

S-1340 \$495

2- Channel

S-1345 \$575

Delayed Sweep

- ♦ Beam Find
- ♦ Component Tester



25MHz

S-1325 \$325

2- Channel

S-1330 \$449

Delayed Sweep

- ♦ Beam Find
- ♦ Component Tester

Dependable Equipment at Affordable Prices

B+K 20MHz

2 Channel

Model 2120 \$389.00



Delayed Sweep

Model 2125 \$539.95

40MHz DUAL-TRACE

Model 1541B

\$749.95

- 1mV/div sensitivity
- Video sync separators
- Z axis input
- Single sweep
- V mode-displays 2 signals unrelated in frequency

60MHz DUAL-TRACE

Model 2160

\$949.95

- 1mV/div sensitivity
- Sweep to 5ns/div
- Dual time base
- Signal delay line
- Component tester
- V mode-displays 2 signals unrelated in frequency

100MHz THREE-TRACE

Model 2190

\$1,379.95

- 1mV/div sensitivity
- Sweeps to 2ns/div
- Dual time base
- Signal delay line
- 19kV accelerating voltage
- Calibrated delay time multiplier

**20MHz ANALOG with
DIGITAL STORAGE**

Model 2522A

\$869.95

- 20MHz analog bandwidth
- 20MS/s sampling rate
- 2k memory per channel
- 20MHz equivalent time sampling

HITACHI POPULAR SERIES

V-212 - 20MHz, 2 Channel	\$449.00
V-222 - 20MHz, DC Offset	\$695.00
V-422 - 40MHz, Dual Trace	\$849.00
V-522 - 50MHz, Dual Trace	\$975.00
V-523 - 50MHz, Delayed Sweep	\$995.00
V-525 - 50MHz, w/ Cursor	\$1,069.00

HITACHI COMPACT SERIES SCOPES

V-660 - 60MHz, Dual Trace	\$1,375.00
V-665A - 60MHz, DT, w/cursor	\$1,449.00
V-1060 - 100MHz, Dual Trace	\$1,549.00
V-1065A - 100MHz, DT, w/cursor	\$1,695.00
V-1085 - 100MHz, QT, w/cursor	\$2,125.00
VC-6045A - 100MHz, Digital Stor	CALL
VC-6025A - 50MHz, Digital Stor	CALL

**Elenco DS-203 20MHz, 10MS/s
Digital Storage Oscilloscope**



\$749

2K Word Per Channel • Plotter Output
8 Bit Vert. Resolution • 2048 Pts Hor.
Resolution • Much More.....

FLUKE SCOPEMETERS

A handheld instrument that combines a 50MHz, 25MS/s dual channel digital storage oscilloscope with feature-packed 3000 count digital multimeter.

Model 93 - \$1,225

Model 95 - \$1,549

Model 97 - \$1,795

- Autoset, automatically sets voltage, time & trigger
- Multimeter display;
- 3-2/3 digits (>3000 counts)
- True RMS volts; AC or AC+DC up to 600V

C&S SALES INC.

150 WEST CARPENTER AVENUE, WHEELING, IL 60090
FAX: 708-520-0085 (708) 541-0710

CALL TOLL FREE

1-800-292-7711

1-800-445-3201 (Can)



**15 DAY MONEY BACK GUARANTEE
FULL FACTORY WARRANTY
ALL PRODUCTS ARE FACTORY NEW**

PRICES SUBJECT TO CHANGE WITHOUT NOTICE

CIRCLE 132 ON FREE INFORMATION CARD

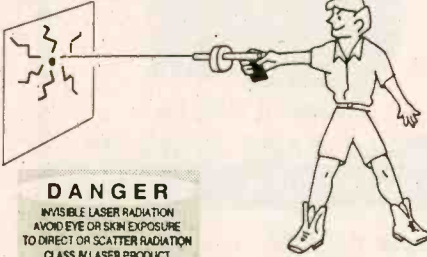
AMAZING Electronic and Scientific Products

Mystery Levitating Device!

Remember War of the World? Objects float in air and move to the touch. Defies gravity, amazing gift, conversation piece, magic trick or great science project.

ANT1K Easy to Assemble Kit / Plans \$19.50

Laser Ray Gun



DANGER

INVISIBLE LASER RADIATION
AVOID EYE OR SKIN EXPOSURE
TO DIRECT OR SCATTER RADIATION
CLASS IV LASER PRODUCT

Advanced project produces a burst of light energy capable of burning holes in most materials. Hand-held device uses rechargeable batteries. 500 joules of flash energy excite either a neodymium glass, yag or other suitable 3" laser rod. This is a dangerous CLASS IV project (individual parts/assemblies available). LAGUN1 Plans \$20.00
LAGUN1K Kit / Plans Price on Request

Extended Play



Telephone Recording System

READY TO USE! Automatically controls and records on our X-4 extended play recorder, taping both sides of a telephone conversation. Intended for order entry verification. Check your local laws as some states may require an alerting beeper. TAP20X Ready to Use System \$129.50



Shocker Force Field/ Vehicle Electrifier

Neat little device allows you to make hand and shock balls, shock wands and electrify objects, charge capacitors. Great payback for those wise guys who have wronged you!

SHK1KM Easy to Assemble Electronic Kit \$24.50



Electric Charge Gun

All New Technology!

Stuns/immobilizes attackers up to 15 feet away!
• Legal in most state (not in NY, NJ, MA, WI) • More knock-down power than most handguns • No permanent injury • ID coded • Free 80KV stun gun with every purchase.
ECG1 Data Packet, Creditable toward purchase \$10.00
ECG10 Charge Gun, Ready to Use, w/Free 80KV Gun \$249.50

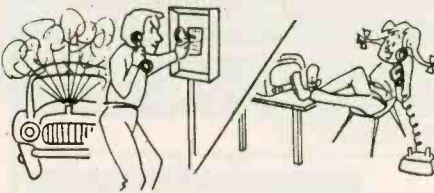
Homing / Tracking Transmitter

Beeper device, 3 mile range.
HOD1 Plans \$10.00 HOD1K Kit / Plans \$49.50

Listen Through Walls, Floors

Highly sensitive stethoscope mike.
STETH1 Plans \$8.00 STETH1K Kit/Plans \$44.50

Infinity Transmitter ++



Telephone Line Grabber/ Room Monitor / Controller

All New - The Ultimate in Home/Office Security & Safety!

Simple to use! Call your home or office, push a secret tone on your telephone keypad to access: • On premises sounds and voices • Ongoing phone conversation w/break-in capability • Up to 10 external electrical functions, lights, TV, alarms, coffee pots, heater, etc. CAUTION! Check legality with your state's attorney general's office before use for monitoring of voices.

TELECOM2 Kit, includes PC Board \$149.50

TELECOM2 Ready to Use \$199.50

Visible Beam Laser

Easy to build, RED Beam, visible for miles. Use for light shows, window bounce holography, cloud illumination and much more! LAS1KM Kit w/1mw Laser Tube, Class II \$69.50
LAS3KM Kit w/2.5mw Laser Tube, Class IIIA \$99.50

Life Is Precious - Protect It!

Hard hitting 200,000 volts of crackling, sizzling plasma. Stuns and immobilizes most attackers
STUN40 Ready to Use \$69.50
STUN10 Smaller Unit \$39.00



Ion Ray Gun

Projects charged ions that induce shocks in people and objects without any connection! Great science project as well as a high tech party prank. IOG3 Plans \$8.00
IOG3K Kit/Plans \$69.50

Invisible Pain Field Generator

Shirt pocket size electronic device produces time variant complex shock waves of intense directional acoustic energy, capable of warding off aggressive animals, etc.
IPG7 Plans \$8.00 IPG7K Kit/Plans \$49.50
IPG70 Assembled \$74.50

1000 Ft++ Potato Cannon

NOT A TOY. Uses electronic or piezo ignition. CAUTION REQUIRED!
POT1 Plans \$10.00
(Dangerous Product).....\$10.00

FireBall Gun

Shoots flaming ball - two shot capacity
Great for special effects and remote fire starting. CAUTION REQUIRED!
FIREBALL Plans (Dangerous Product).....\$10.00



TV & FM Joker / Jammer

Shirt pocket device allows you to totally control and remotely disrupt TV or radio reception. Great gag to play on family or friends. Discretion required.
EJK1KM Easy to Assemble Electronic Kit \$24.50

ATTENTION: High Voltage Fans!

4,000 volts in the palm of your hand! Experiment with anti-gravity, hovercraft, ion guns, force fields, plasma guns, shock devices, wireless energy and electrical pyrotechnics. Input: 9-14VDC.
MINIMAX4 Ready to Use \$19.50




"Laser Bounce" Listener System

NEW - Latest Technology! Allows you to hear sounds from a premises without gaining access. Aim at room window and listen to sounds from within via reflected laser light. Not for illegal use. Requires video tripods.
LWB3K 5mw Laser and Receiver Kit \$149.50
LWB30 Ready to Use, includes Laser Gun Sight \$199.50

5mw Visible Red Pocket Laser

Utilizes our touch power control!
VRL5KM Kit / Plans \$74.50



Electronic Hypnotism

Puts subjects under control using highly effective electronic stimuli. Intended for parties and entertainment but must be used with caution. Includes valuable text book reference and plans.
EH2 Plans and Text Book \$19.50

Automotive NEON!



Easy-to-Install
4-Tube Kit
for Cars, Trucks, Vans!
Available in Pink, Purple, Blue or Green
- please specify color when ordering.
RG4K (Specify Color) \$129.50
Flash-To-Music Option for above
kit FMU1 \$29.50



License Frame Kit
(Specify Color)
LIC1K \$24.50

3 Mi FM Wireless Microphone

Subminiature! Crystal clear, ultra sensitive pickup transmits voices and sounds to FM radio. Excellent for security, monitoring of children or invalids. Become the neighborhood disk jockey!
FMV1 Plans \$7.00 FMV1K Kit and Plans \$39.50

Telephone Transmitter - 3 Mi

Automatically transmits both sides of a telephone conversation to an FM radio. • Tunable Frequency • Undetectable on Phone • Easy to Build and Use • Up to 3 Mile Range • Only transmits during phone use. VWPM7 Plans \$7.00
VWPM7K Kit/Plans \$39.50

CATALOG
With many more items!
Free with Order or send \$1 P&H

Order by Mail or by 24 Hour
Orders-Only Phone
800-221-1705

Dept PEM18, Box 716, Amherst, NH 03031
Phone: 603-673-4730 FAX 603-672-5406
MC, VISA, COD, Checks accepted Please add \$5.00 Shipping & Handling

STOP LOOKING! YOU'VE FOUND WHAT YOU NEED!

For over 15 years, MCM Electronics[®] has been a leading supplier to the service industry. Vast selection, rapid delivery and competitive prices have made us a household name in repair shops across the nation and beyond.

Perhaps this is why we also supply tens of thousands of hobbyists, enthusiasts and educators. Whether you are designing, repairing, modifying or learning, MCM has over 21,000 items to meet your needs. We are THE source for tools, test equipment, amateur radio accessories, reference material, semiconductors, resistors, capacitors, speakers, PA equipment and much more.



Stop looking and call for your FREE Catalog today ..

1-800-543-4330

**FAST DELIVERY FROM
DISTRIBUTION FACILITIES IN
RENO, NV AND DAYTON, OH!**



MCM ELECTRONICS[®]
650 CONGRESS PARK DR.
CENTERVILLE, OH 45459-4072
A PREMIER Company

CODE: POP25

CIRCLE 165 ON FREE INFORMATION CARD

Tel: (305) 974-6864
Fax: (305) 974-6818

Gateway Products Corp.

Please mail orders to:
P. O. Box: 93-6397
Margate, FL 33093

Popular I.C.s LM324...45¢ LM339...45¢ LM555...45¢ NE555...40¢ LM556...45¢ LM741...45¢ Deal U3: 12 pcs total, (2pcs of each)...\$5.00	Transistors PN2222A...6¢ PN2907A...6¢ 2N3904...6¢ 2N3906...6¢ 2N4401...6¢ 2N4403...6¢ Deal N8: 60 pcs total, (10pcs of ea.)...\$3.50	Semiconductors 74LS174...35¢ 74LS244...35¢ 74LS245...35¢ 74LS374...35¢ LM386N...45¢ MC1488...45¢ MC1489...45¢	DIODES 1N914...3¢ 1N4148...2¢ 1N4001 1A/50V...3¢ 1N4004 1A/400V...4¢ 1N4007 1A/1kV...5¢ Deal P7: 50 pcs total, (10pcs of ea.)...\$2.00	RADIAL LYTICS 1uF/50V...5¢ 2.2uF/50V...5¢ 3.3uF/50V...5¢ 4.7uF/50V...5¢ 10uF/50V...6¢ 22uF/50V...7¢ 33uF/50V...8¢ 47uF/50V...9¢ Deal A2: 40 pcs total, (5pcs of each)...\$3.00	Ceramic Disc (All caps rated 50V) 10pF...5¢ 22pF...5¢ 27pF...5¢ 33pF...5¢ 47pF...5¢ 100pF...5¢ 150pF...5¢ 220pF...5¢ Deal R4: 40 pcs total, (5pcs of each)...\$2.50	Toggle Switches Miniature size 1/4" Panel hole on-on...SPDT...5¢ on-off-on...SPDT...6¢ on-on...DPDT...8¢ on-off-on...DPDT...8¢ Deal S3: 8 pcs total, (2pcs of each)...\$5.00
Popular CMOS CD4001B...25¢ CD4011B...25¢ CD4013B...35¢ CD4017B...35¢ CD4028B...35¢ CD4050B...35¢ CD4066B...35¢ CD4069B...35¢ Deal V8: 16 pcs total, (2pcs of each)...\$5.00	More Transistors MPSA05...9¢ MPSA13...14¢ MPSA27...14¢ MPSA42...12¢ MPSA58...10¢ MPSA82...10¢ Deal Q2: 30 pcs total, (5 pcs of ea.)...\$4.00	V. Regulators LM317T...80¢ 7805...47¢ 7808...47¢ 7812...47¢ 7815...47¢ 7818...47¢ 7824...47¢ 7905...50¢ 7908...50¢ 7912...50¢ 7915...50¢ 78L05...35¢ 78L05...35¢ 78L12...35¢	Power Diodes 1N5401 .3A/100V...7¢ 1N5404 .3A/400V...8¢ 1N5408 .3A/1kV...9¢ 6A10 .6A/100V...20¢ 6A100 .6A/1kV...30¢ Deal H8: 25 pcs total, (5pcs of ea.)...\$3.00	RADIAL LYTICS 10uF/25V...5¢ 22uF/25V...5¢ 33uF/25V...6¢ 47uF/25V...7¢ 100uF/25V...8¢ 220uF/25V...9¢ 330uF/25V...11¢ 470uF/25V...11¢ Deal A7: 40 pcs total, (5pcs of each)...\$4.00	Ceramic Disc (All caps rated 50V) 270pF...5¢ 330pF...5¢ 470pF...5¢ 001uF...5¢ 01uF...5¢ 022uF...5¢ 047uF...6¢ 1uF...6¢ Deal R7: 40 pcs total, (5pcs of each)...\$2.50	DEAL W2...\$2.50 120 pcs total (20 pcs of each: 10K, 47K, 100K, 1k, 4.7k, All 1/4W 5%
DEAL M3...\$5.00 7805 7812 7905 7912 12 pcs total (3pcs of each)	More Transistors 2N2222A...30¢ 2N4124...8¢ 2N4128...8¢ 2N5401...12¢ MPSH10...10¢ 2N3055...65¢ TIP31C...50¢ TIP32C...50¢ TIP117...80¢ TIP120...80¢ TIP125...80¢	Digital Meter only \$32 Tests: AC Volt DC Volt AC Amp DC Amp Transistor Resistor Diode • Audible Cont. tester. • 1 Year Warranty. • Res: 200 to 20M. • Curr: 200uA to 20A. • Volts: 200mV to 1kV.	1W Zener Diodes 1N4728A...3.3V...7¢ 1N4733A...5.1V...7¢ 1N4739A...9.1V...7¢ 1N4742A...12V...7¢ 1N4744A...15V...7¢ 1N4746A...18V...7¢ Deal Z5: 30 pcs total, (5pcs of ea.)...\$2.00	1A SCHOTTKY 1N5817 1A/20V...20¢ 1N5818 1A/30V...23¢ 1N5819 1A/40V...24¢ Deal Y8: 9 pcs total, (3pcs of each)...\$2.00	Mono Caps...6¢ ea .01uF/50V .047uF/50V .022uF/50V .1uF/50V Deal B5: 40 pcs total, (10pcs of ea.)...\$2.50	400V BRIDGES 1Amp 1.5Amp DF04M...DIP...35¢ W04M...Round...34¢ KBL04...In-line...85¢ Deal X8: 6pcs total, (2pcs of each)...\$3.00
5mm (T1 3/4) Diffused LEDs Red...7¢ Green...8¢ Yellow...9¢ Deal L3: 30 pcs total, (10pcs of ea.)...\$2.50	3mm (T1) Diff. LEDs Red...7¢ Green...8¢ Yellow...9¢ Deal L6: 30 pcs total, (10pcs of ea.)...\$2.50	Germanium Diodes 1N34A...12¢ 1N80...12¢ 1N270...18¢ Deal G5: 18 pcs total, (6pcs of ea.)...\$2.50	3A SCHOTTKY 1N5820 3A/20V...32¢ 1N5821 3A/30V...36¢ 1N5822 3A/40V...40¢ Deal Y9: 9 pcs total, (3pcs of each)...\$3.00	Tantalum Caps 1uF/35V...18¢ 2.2uF/35V...20¢ 10uF/35V...35¢ Deal T8: 15 pcs total, (5pcs of each)...\$3.50	SOLDER ROLL SN63/37 .031" dia 1 Lb Roll \$7.80	

\$10.00 minimum order. We accept VISA, MC, MO, Check, No-CODs. Please add \$4.50 for shipping & handling (foreign addresses: \$8). Florida addresses add 6% sales tax. Hours: Mon-Fri: 9AM to 5PM, Sat: 9AM to 12PM (EST). All new premium parts. Send for free Catalog.

December 1995, Popular Electronics



ERPOM UV ERASER


The ERA-08 EPROM Eraser can hold up to eight devices on its anti-static, conductive foam lined tray. A built-in timer (1-60 min.) provides proper exposure and correct intensity levels, assuring a long life for EPROM's and other erasable devices. A 9V AC adapter is included with the unit.



#M12ERA-08 \$98.95

DIGITAL VOICE MODULE

The DVM-58D has variable length message capabilities and can store up to 16 individual messages for immediate playback. Use it to add real voice prompting or instruction to any project, via the mic. input. Standard 1Mb DRAM on-board (32 sec. @ 32K bps) with options to expand up to 16Mb (8 min. @ 32K bps). ADM recording with selectable 16/32/44K bps sampling rates and very low power consumption.



#M105858 \$89.95
1Mb DRAM \$5.15
4Mb DRAM \$21.95

RF TRANSMITTER + ENCODER MODULES

The TX-99 interfaces with the TX-01 as the RF carrier module. 300 MHz AM with a typical range of 50' - 100' line-of-sight. (Key-chain transmitter is also available, model TX-99K \$15.95)

#M109903 \$5.95

The TX-01 Motherboard can encode a 12-bit address code with 4096 possible code combinations or can be used to encode an 8-bit address code with a 4-bit data code.

#M10001E \$9.95



RF RECEIVER + DECODER MODULES

The RE-99 interfaces with the RE-01 as the RF carrier's receiver module and requires only a few solder connections to mate the two. 300 MHz AM.

#M109904 \$6.95


The RE-01 Motherboard will decode a 12-bit address or 8-bit address with 4-bits of data, depending on which of the two included IC's is installed into the board.

#M10001D \$14.95



PC INTERFACE CARD PROTECTOR

The Data Genie P-300 is a device that allows quick and easy installation of add-on cards or prototype circuits for testing externally on your PC without having to turn off the computer. Maintains complete protection for your motherboard via the built-in protection circuitry & current limit fuses. Adds 3 expansion slots.




#M12P300 \$349.95

PIR DETECTOR

The Medusa Passive Infrared Detector has been tested at 20V/m over the frequency range 20 to 1000 MHz, proving that the unit has ultra-high RFI protection and reliability. With N.C contacts including tamper, plus selectable pulse counts of 1, 3 or 5, Medusa makes for confident installations.

Detects ambient body heat and movement to trigger your connected security system, announcement buzzer, or warning device.



#M113300 \$24.95
3+ at \$19.95 each.

LASER POINTER

The Infiniter "NBK-2" Laser Pointer's high polished, chrome-like finish is lightweight and can project a beam over 150' to enhance any demonstration or presentation. It even works well on overhead projection screens and can be used in conference rooms, exhibition hall, construction sites, museums, etc.



(2-"AAA" Batteries not included)


#M160012 \$49.95

MELODY DEMO KIT

The HT-381XDPB Demo Sampler Kit comes complete with a preassembled playback board, battery holder and ten Holtek melody IC's. Great for experimenting or adding a musical melody to a project.

Included melodies:

Karinka-Happy Birthday-It's A Small World-Home Sweet Home-Yankee Doodle-Rock-A-Bye Baby-Are You Sleeping?-Song Of Joy-My Little Tricycle-When The Saints Go Marching In



#M14HT38XDPB \$14.95

ORDER BY MAIL:

ELECTRONICS 123
17921 ROWLAND ST.
INDUSTRY, CA 91748

FREE Catalog Available!

Technical Support
818-912-9864

S&H Charges Continental US, up to 3 lbs:

UPS Ground \$6.00
UPS 3-Day \$8.00
UPS Blue \$10.00
UPS Red (Next Day) \$20.00
COD's Add: \$4.50
Calif. Orders Add: 8.25% Sales Tax

CANADA S&H Charges, up to 3 lbs:

US Postal, First Class \$10.00
Prepayment by credit card required.
Sorry No COD orders.

(INTERNATIONAL S&H rates: Call/Fax for quote.)


All prices subject to change without notice.

ALL ELECTRONICS CORP.

QUALITY PARTS • DISCOUNT PRICES • FAST SERVICE

PORTABLE SCSI CASE

Nearly complete case for SCSI device. Includes 40 watt power supply (5 Vdc @ 3 amps, 12 Vdc @ 2 amps) with cooling fan, power switch, fuse holder, LED socket, power input receptacle, two standard 50 pin SCSI interface jacks, molex-type power connectors, interior cable with 50 pin socket connector and interior mounting rails. Front face plate is an aftermarket piece that doesn't quite go with the box but serves the purpose pretty well. Absent from the case is the switch in back which specifies the device's position in the chain. This can be easily bypassed with a few 0.1" shorting jumpers (our CAT# SJ-1). Also not included is a standard IEC power cord (our CAT# LCAC-60). Off-white case is 14.25" X 7.38" X 3.26" and has a folding handle for easy carrying.



\$19⁹⁵ each

CAT# SCSI-1

2 for \$36.00

30' CABLE

A GREAT DEAL!

Originally made to connect Digital Audio Tape machine to a remote controller, this "snake" cable consists of four separate 9 conductor plus drain wire, foil-shielded cables in one jacket. The conductors are stranded 24 AWG wire. Each end of each smaller cable is terminated with DB-9P connectors. The cable is well-made and quite flexible for its size. Snake cable nominal O.D. is 0.52". Interior cable O.D. is 0.15". The outer jacket can be slit and removed if only the 9 conductor cable is required. DB-9 connectors include thumbscrew hold-downs. If you are using multiconductor shielded cable this is a great deal.




\$5⁵⁰ each

CAT# CBL-3

2 for \$10.00

SPECIAL PURCHASE! PORTABLE STEREO SPEAKERS

2" X 3" full range portable stereo speaker system. 8 ohm impedance, 2 watts input power. Frequency response 100-20 Khz. 3' cord with 3.5 mm stereo plug. Ideal for use with "Walkman" style stereos and CD players or later model computer systems with stereo audio outputs. Taupe with gray grill.



\$5⁰⁰ per pair

CAT# SK-020

MERCURY TILT SWITCH

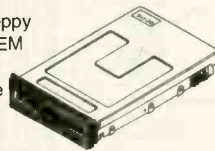
SPST mercury tilt switch. Glass bulb is 0.25" dia. X 0.67" long. Circuit is closed in vertical position. Rated 750 ma.

CAT# MS-15

\$1⁰⁰ each

720K 3.5" INTERNAL FLOPPY DRIVE

Sony # MP-F11W-2Z Brand new 720 KB floppy drives. Built for an OEM product, these are, in every way, compatible with PC/XT/AT computers except that the faceplate is slightly larger than those on exact replacements. The faceplate size on these is 4.04" X 1.23". (Normal size is 4" X 1"). The faceplate is removable and can be trimmed if desired. In some cases it may work without trimming. Also, we have found that, when used in 5.25" bays with the adapter kit below, the adapter can easily be modified to accommodate the unit. Because of this slight inconvenience, we are selling these drives at an incredibly low price.



\$14⁰⁰ each

CAT# MPF-11SF

10 for \$120.00

INSTALLATION KIT for MPF-11SF

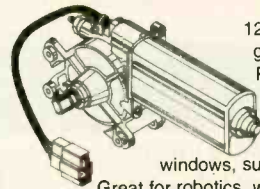
allows for installation into 5.25" drive bays. Simply cut and remove three plastic gussets to install. CAT# FDD-3.5 \$3.50 each

INTERNET USERS!

Visit Our Web Site..

<http://www.allcorp.com/allcorp/>

12 Vdc GEAR MOTOR



ASMO brand 12 Vdc, reversible gear-head motor. Right-angle motor for automotive applications, power windows, sun-roofs etc.

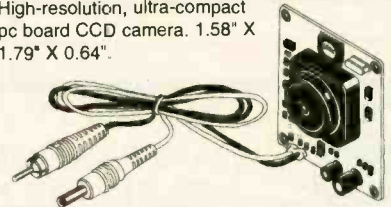
Great for robotics, winches and other hi-torque applications. 175 RPM @ 12 Vdc, 1.5 amps (no load). Works well from 6 to 24 Vdc. 10mm diameter X 15mm long dual flattened threaded shaft (thread pitch 1mm). Overall dimensions: 6.5" long X 2.75" X 3.5". 7" wire leads with molex-type connector.

CAT# DCM-61

\$17⁵⁰ each

MINIATURE BLACK AND WHITE CAMERAS

High-resolution, ultra-compact pc board CCD camera. 1.58" X 1.79" X 0.64".



Equipped with pinhole lens which can view objects from 2" to infinity in extremely low light (.5 Lux @ F 1.6). Infrared sensitive - works in total darkness with an infrared light source. Auto-iris for automatic light compensation. 18" shielded cable with RCA plug for video output. 20" cable with co-ax DC power plug (2.1mm center positive) 12vdc @ 150 ma. operation.

CAT# VC-200P

\$159⁰⁰ each

B/W CAMERA with AUDIO

Above camera with electret mike, audio board and 20" audio output cable with RCA plug. Same dimensions as above, but audio board adds 0.2" thickness to the assembly.

CAT# VC-200PA

\$169⁰⁰ each

MANUFACTURERS - We Purchase EXCESS INVENTORIES... Call, Write or Fax YOUR LIST.

CALL, WRITE
or FAX For A
Free 64 Page
CATALOG.
Outside the U.S.A.
send \$2.00 postage.

ORDER TOLL FREE

1-800-826-5432

MAIL ORDERS TO:
ALL ELECTRONICS CORP.
P.O. BOX 567
VAN NUYS, CA 91408-0567

E-MAIL allcorp@allcorp.com
FAX (818) 781-2653
INFO (818) 904-0524



NO MINIMUM ORDER • All Orders Can Be Charged to Visa, Mastercard or Discover • Checks and Money Orders Accepted by Mail • Orders Delivered in the State of California must include California State Sales Tax • NO C.O.D. • Shipping and Handling \$5.00 for the 48 Continental United States • ALL OTHERS including Alaska, Hawaii, P.R. and Canada Must Pay Full Shipping • Quantities Limited • Prices Subject to change without notice.

CIRCLE 28 ON FREE INFORMATION CARD

www.americanradiohistory.com

CABLE T.V. EQUIPMENT

Friendly, Knowledgeable Service



ORDERS CALL:
1-800-361-4586



- All Equipment New
- Convertors & Descramblers
- 30 Day Money Back Guarantee
- 6 Month Warranty
- Visa, MC, C.O.D. Welcome

KDE ELECTRONICS, INC.

P.O. Box 1494

Addison, IL 60101

Info. 708-889-0281 HRS: Mon-Fri, 9-6 CST

Fax 708-889-0283 Sat, 9-3 CST

C & L ELECTRONICS

BUY — SELL — TRADE

★ 90 DAY GUARANTEE ★
10 Day Inspection Period

Assoc. Research 5040 AT	Hy Pot Tester	500.00
Bertan Assoc. Model 215	H.V. Supply, 3000 Volt, 5 M.A.D.C.	500.00
Dranetz 606	Powerline Analyzer	650.00
Dranetz 606-3	Powerline Analyzer	650.00
E.S.I. SR1	Standard Resistor, 100 Kilo Ohm	90.00
Fluke 332B	DC Voltage Calibrator	800.00
Fluke 721A	Lead Compensation	500.00
Fluke 895A	Differential Voltmeter	300.00
Fluke 1953A	Frequency Counter	450.00
Fluke 3320B	Programmable Current/Volt Calibrator	1,500.00
Fluke 5200A	AC Calibrator	1,500.00
Fluke 6180A	Frequency Synthesizer	600.00
General Radio 1657	RLC Digital Bridge	800.00
HP 141T	Display Section	500.00
HP 334A	Distortion Analyzer	600.00
HP 606B	Signal Generator	350.00
HP 1740A	100MHZ Scope	500.00
HP 3320B	Automatic Synthesizer	400.00
HP 3330B	Automatic Synthesizer	800.00
HP 3467A	Logging Digital Multimeter	900.00
HP 3490A	Digital Voltmeter	300.00
HP 3498A	Extender	750.00
HP 3551A	Transmission Set	750.00
HP 3581A	Wave Analyzer	900.00
HP 3581C	Selective Voltmeter	995.00
HP 3722A	Noise Generator	1,250.00
HP 4800A/4801A	Vector Impedance Meter	450.00
HP 5328A w/OPT 011	Counter, DC to 100MHZ, 9 digit	450.00
HP 5340A	Frequency Counter, 10HZ to 18GHZ	1,000.00
HP 5345A	Frequency Counter, DC to 500MHZ	1,000.00
HP 6111A	Power Supply, 0-20V, 0-1A	275.00
HP 6112A	Power Supply, 0-40V, 0-5A	275.00
HP 7044A	X-Y Recorder	500.00
HP 8405A	Vector Voltmeter	600.00
HP 8443A	Generator (less cable)	300.00
HP 8552A	IF Section	500.00
HP 8552B	IF Section	600.00
HP 8553B	RF Section	600.00
HP 8620A	Sweep Oscillator Frame	400.00
HP 8620C	Sweep Oscillator Frame	500.00
Krohn-Hite 8500	Wideband Amplifier	400.00
Krohn-Hite 7500	Wideband Amplifier	700.00
Keithley 225	Current Source	375.00
Keithley 247	P.S., 0-3KDVC, 6MA	500.00
TEK C30B	Scope Camera	300.00
TEK DM5010	Programmable Digital Multimeter	700.00
TEK P6042	Current Probe, 50 MHZ	500.00
TEK S-4	Sampling Head	600.00
TEK SC504	Scope Module, 80 MHZ	600.00
TEK TM503	Mainframe	175.00
TEK TM504	Mainframe	175.00
TEK TM506	Mainframe	200.00
TEK TM5003	Mainframe	500.00
TEK 465 w/DM44	Scope, 100 MHZ	650.00
TEK 465B	100MHZ Scope	650.00
TEK 475	200MHZ Scope	800.00
TEK B485	300 MHZ Scope	1,200.00
TEK 520A	Vectroscope NTSC	600.00
TEK 7A13	Differential Comparator LED	400.00
TEK 7A18	75MHZ Amp Dual Trace	100.00
TEK 7A22	Differential Amplifier	500.00
TEK 7A24	Amplifier	500.00
TEK 7A26	200MHZ Amp Dual Trace	100.00
TEK 7A29	Plug-In, 1GHZ	750.00
TEK 7B15	Time Base	650.00
TEK 7CTIN	Curve Tracer, 0.5W	450.00
TEK 7D15	Counter/Timer	200.00
TEK 7D20	Programmable Digitizer	1,000.00
TEK 7L5/L3	Spectrum Analyzer	2,000.00
TEK 7L13	Spectrum Analyzer, 1KHZ to 1.8 GHZ	2,850.00
TEK 7S12	Sampling Plug-in	700.00
TEK 7T11	Sampling Sweep Unit	600.00
TEK 2901	Time Mark Generator	350.00
TEK 5111A	Storage Scope, 2 MHZ	600.00
TEK 7603	100MHZ Scope Mainframe	250.00
TEK 7844	Dual Beam Scope, 400MHZ	750.00
TEK 7904	500MHZ Scope Mainframe	450.00
Valhalla 2701B	DC Voltage Calibrator	1,500.00

SELLERS! Cash Paid Within 24 Hours!

P.O. Box 52153

Philadelphia, PA 19115

(215) 969-5519

Fax (215)

464-5856

CABLE TV

Universal Descrambler
NEW PRODUCT

UNIVERSAL 5000

\$199.95

Our fully assembled product is factory tested and *GUARANTEED* to work on your system.

MODEL 4000 KIT

\$ 79.95

The 4000 KIT comes with all the electronic parts and our Cad designed PC board. We provide parts list, full schmatic, wiring diagram and tutorial.

MODEL 4000A Enclosure

\$ 44.95

The 4000A Enc. Package will provide the hobbyist, who has our 4000 Kit, a custom enclosure, AC adaptor and finish accessories to enclose their kit.

MODEL 4000 And 5000 Features

- The latest in Video Amplification Technology.
- New clocking circuits to stabilize color and picture performance.
- The most advanced picture locking circuitry.
- Inverted Video Option is available.
- **NO CONVERTER BOX** is necessary.

The Halcyon Group 1-800-664-6999

DALBANI

the ultimate saving source

For over then ten years, **DALBANI CORP.** was, and still the ultimate saving source . **DALBANI CORP.** is a national and International distributor of quality electronic parts and components servicing the wholesale, retail and manufacturing industry.

Since finding the parts you need should not be a major task, **DALBANI CORP.** maintairns a huge stock of the most popular parts that are hard to find. Our service, low prices and quality reflects our commitments to our customers.

DALBANI CORP. keeps customers informed of the latest new items, that gets to our warehouse, thru publications. The multilingual sales dept. coupled with the state of the art computerized order processing, enable us to offer prompt and efficient service to benefit the customer.

We, offer many shipping options. Company checks, COD's, Cash and major credit cards are accepted. There is a \$20.00 minimum order.

We meet our customer needs



Oscilloscopes



For a free 192 catalog please call
TOLL FREE 1-800-DALBANI



**Digital
Multimeter**



**Large Line Of
Semiconductors**



VCR Heads Replacements



**Soldering
Equiments and Tools**




4225 NW 72nd. Miami, Florida 33166

Telephone : (305) 716-1016 or Fax : (305) 594-6588

Business Hours : monday thru Friday 9:00 am to 7:00 pm eastern time

CIRCLE 167 ON FREE INFORMATION CARD



SOUND-ACTIVATED ALARM BOARD

Removed from unused alarm system. When activated, this board listens for sounds of forced entry and responds with a loud siren when tripped. Runs on 9V DC. Microphone is included. Speaker (95Z014) and battery holders are sold separately. Includes pinout diagram.

95Z015 \$4.95 each





36VDC, 4.2A POWER SUPPLY
120-220VAC input, 150W regulated. Attractive black shockproof case, 4 7/8" x 3" x 10 1/2".
92E026 \$19.95



NEC NE710 FET
Ku-K Band GaAs.
92S073 \$9.95

MINI HI-VOLTAGE POWER SUPPLY

+24 VDC in, -6.3KV @ 0.5mA out. Use for lasers, photomultiplier tubes, ion generators, cattle prods, electrostatic air filters, etc. Yamata P/N HVH-C204L-1.
94E003 \$12.95 each



VIDEO SWITCHING CENTER

Five inputs (VCR, Game, CATV, Aux, Ant), two outputs (TV, VCR). Measures 6.25"W x 5.5"D x 1.5"H. These units are new in box and come with instructions.

94V004 \$9.95 each



CARVER FM-STEREO DECODER

Installs between existing FM tuner-receiver and stereo amplifier to improve stereo reception of stations with weak signals and/or multipath distortion problems by as much as 20dB. New, in box.

94V019 \$69.95 each

PROTOBOARD

9.1" x 6.9" x 1.2". Five distribution strips, 500 distribution points. Three terminal strips; 1,890 terminal points. Four binding posts.
SB2390 \$22.00



HAND-HELD SCANNER

New units with PC-compatible "Interpreter" Windows OCR software with imaging capability, 100-

400 DPI resolution, LED and audible scanning speed indicators. 8-bit I/O card included. Requires Windows.

SC04-1 *Holiday Special!* \$49.95

FLASHING LED KIT

Three extra-bright LEDs flash in unison on this 9V battery powered board. Use as safety warning for auto or bicycle, party gimmick, sea buoy, etc. Kits may be used in series to form an array.
95K001 Kit of Parts \$3.95




TIL311

Red hexadecimal display with logic.
93S033 \$9.95 each

VHF RF PREAMP AND SPLITTER

Contains two transistors with FT of 4GHz 10dB gain, 3dB NF. Soup up that VHF receiver, scanner, FM tuner, VHF-TV reception or whatever. Actually has two preamps in one case. Runs on 12VDC. Schematics included and hints for broadband use.
92A026 \$7.95 each




16-BIT SCSI CONTROLLER CARD

DTC 3280AS. Half-height. ASPI drivers included. Corel-supported.
95C003 \$79.95 each

POWER CENTER

Individually lighted control switches. Lighted master on/off switch. Five heavy duty grounded power outlets controlled individually by front panel switches (Computer, Monitor, Printer, Aux1, Aux2). 15A circuit breaker.
94C006 \$14.95 each



Great Stocking Stuffer!



LASER POINTER

The latest technology in laser light pens! This solid-state laser emits a red light up to 5mW at 670nm that will produce a spot on objects up to 100 ft. away. Use as a pointer/instructional aide, tease your cat, or use as a sight for your peashooter. Buy two so you and a friend can have lightsaber battles on foggy nights. Runs on two AAA cells and comes in a hard, protective case. Two "AAA" cells included.
94L007 \$49.95 each

MUMBLEY BEAR

12" Tall Teddy Bear Talk and it imitates your voice in "bear talk." Soft and cuddly.
92T015 \$19.95




HELPING HANDS MAGNIFIER

Ball joints on all angles. Nickel-plated fittings. Heavy cast iron base. 2X 2.2" magnifying glass. Alligator spring clips. Locks at any angle.
93U002 \$5.95 each




AMPLIFIED SPEAKER PAIR

These units have excellent audio for their small size (approx. 3" x 3" x 5") and are loud enough, too. A 3.5mm stereo plug brings the audio in, and each speaker has its own volume control. They run on 6VDC (four "C" batteries) or an external 6VDC wall transformer.
94V007 \$9.95/pair



SUPER MOUSE

This mouse comes with its own house - a pocket to hang on the side of your computer for storage. Three buttons with hi-res microswitch type click switches. Comes with its own mousepad, DB9 to DB25 adapter, DOS and Windows compatible software on both 3.5" and 5.25" disks.
MUSGD All for \$9.95



VISA, MC, Amex cards accepted. California residents add sales tax. Shipping additional on all orders.

ALLTRONICS

2300 Zanker Road - San Jose, CA 95131
(408) 943-9773 - Fax (408) 943-9776

On-Line Ordering
(408) 943-0622
14400 Baud • N-8-1 • 24 Hrs.

Catalog by E-Mail:
info@alltronics.com



021295

CIRCLE 27 ON FREE INFORMATION CARD

www.americanradiohistory.com

AMERICAN RELIANCE

AMREL Offers Lowest Prices & Best Warranties on DC Power Supplies ANYWHERE!



AMREL Offers Superior Analog Power Supplies Starting as Low as \$149.00

- Low Output noise rating less than 0.3mV.
- Line/load regulation rated at low 0.01% + 1mV.
- Transient response time of 50µ Sec.
- Overload protection, and Output enable/disable.
- Coarse and fine voltage/current adjustment.
- Auto series/parallel operations for triple output supplies.

AMREL Offers Features And Prices on Digital Power Supplies That The Competition Can't Beat!

- Microprocessor controlled.
- User friendly keypad data entry.
- Low output noise rating less than 1mV.
- Line/Load regulation rated less than 2mV.
- Output enable/disable and Power off memory.
- Optional RS-232 interface capability.

Model	LPS-101	LPS-102	LPS-103	LPS-104	LPS-105	LPS-106	LPS-301	LPS-302	LPS-303	LPS-304	LPS-305
Rating	30V/1A	30V/2A	30V/3A	+30V/1A -30V/1A 3-6.5V/3A	+30V/3A -30V/3A 3-6.5V/3A	60V/1A	15V/2A(H) 30V/1A(L)	15V/4A(H) 30V/2A(L)	30V/3A	+30V/1A -30V/1A 5V/2A	+30V/2.5A -30V/2.5A 3.3-5V/3A
List Price	\$195	\$225	\$295	\$395	\$495	\$245	\$249	\$299	\$369	\$399	\$599
Sale Price	\$149	\$179	\$199	\$375	\$469	\$219	\$199	\$285	\$350	\$379	\$569

PRINT
Products International Inc.



Call: 1-800-638-2020



8931 Brookville Road • Silver Spring, Maryland 20910 • Fax: 800-545-0058 •

CIRCLE 46 ON FREE INFORMATION CARD

FM TRANSMITTERS ELECTRONIC KITS AND MORE!

**SATISFACTION
GUARANTEED!**

WE ACCEPT VISA, MC, MO, CO
SHIPPING & HANDLING EXTRA



BUY WITH CONFIDENCE FROM XANDI
• 30-DAY REFUND POLICY
• TECH SUPPORT NUMBER (602-894-0992)

- Tunes 88-108 MHz.
- Powerful 2 stage audio amplifier.
- Sensitive, picks up sounds at the level of a whisper.
- Up to 1 mile range.
- Requires 9V battery. (Not incl.)



SUPER-MINIATURE FM TRANSMITTER
Super small FM transmitter. Use with any FM broadcast receiver. Easy to assemble, all chip (SMT) parts are pre-assembled to the circuit board.

XST500 (E-Z) Kit \$44.95

- Miniature photo battery mounts right on circuit board. (Included)
- Tunes 88-108 MHz.
- Up to 1/2 mile range.
- Sensitive 2 stage audio amplifier, picks up sounds at the level of a whisper.



MICRO-MINIATURE FM TRANSMITTER
Including the battery, this is the Worlds smallest FM transmitter. Use with any FM broadcast receiver. Easy to assemble, uses pre-assembled circuit board.

XWB1000 E-Z KIT \$49.95

- Up to 1/2 mile range.
- Miniature photo battery mounts right on circuit board.
- Transmits at 143 MHz.
- Amazing audio sensitivity, picks up sounds at the level of a whisper.



CRYSTAL CONTROLLED FM TRANSMITTER
Including the battery, this is the Worlds smallest crystal controlled FM transmitter. Transmits to any scanner type receiver. Easy to assemble, uses pre-assembled circuit board.

XTL1000 E-Z KIT \$69.95

- Smallest Phone transmitter anywhere!
- Tunes 88-108 MHz.
- No batteries required, powered by phone line.
- Up to 1/4 mile range.
- Attach to phone line anywhere in house.



SUPER-MINIATURE PHONE TRANSMITTER
Worlds smallest FM phone transmitter. Use with any FM broadcast receiver. Easy to assemble, all chip components are pre-assembled to the circuit board.

XSP250 (E-Z) Kit \$34.95

- Dial your phone from anywhere and listen to the sounds inside your home.
- Two digit Touch Tone code for secure operation.



TELEPHONE SNOOP

The latest in home or office security. Call home from anywhere, enter a two digit security code, and hear the sounds in your home. Automatically turns on without ringing the phone, verifies code, then activates for one and a half minutes.

XPS-CASE KIT \$13.95
XPS1000 (C) KIT \$49.95

- Transmits a continuous beeping tone.
- Adjustable from 88 to 108 MHz.
- Up to 1 mile range.
- Works with any FM broadcast receiver.



TRACKING TRANSMITTER
Only 0.7 by 2.4 inches, the XTR100 operates at voltages of 3 to 18 Volts and is ideal for use in locating lost model rockets, bicycles, automobiles, games of hide and seek, and contests.

XTR100 (C) Kit \$33.95

- Uses sensitive microwave transistor amplifier.
- Covers 1 to 2,000 MHz.
- Compact hand held unit.
- Includes miniature loud speaker for audio indication of detected signals.



SUPER SENSITIVE BUG DETECTOR
When the XBD200 intercepts a signal in the 1 to 2,000 MHz range, it emits a growl that increases to a high pitched squeal as the signal strength increases.

XBD200 (C) Kit \$49.95

- Use with any FM broadcast receiver.
- Hear every sound in an entire house!
- Up to 1 mile range
- Powerful 2 stage audio amplifier.



MINIATURE FM TRANSMITTER
The XFM100 has a super sensitive microphone and is capable of picking up sounds at the level of a whisper and transmitting them to any FM broadcast receiver.

XFM100 (C) Kit \$32.95

- Digital voice changing: male to female, female to male, adult to child, child to adult.
- Anonymity on any call.
- Button for normal operation.
- 16 levels of voice masking.



VOICE CHANGING TELEPHONE
STOP THOSE ANNOYING TELEPHONE CALLS!
Sound older and tougher when you want to. Not a kit. Fully assembled. Single phone operation only.

TRANSITION 2000 \$89.95

- Digital voice changing: male to female, female to male, adult to child, child to adult.
- Use with any modular phone.
- 16 levels of voice masking.
- Connects between handset and phone.



VOICE CHANGING ACCESSORY
STOP THOSE ANNOYING TELEPHONE CALLS!
Sound older and tougher when you want to. Not a kit. Fully assembled. Use with single or multi-line phones.

TRANSITION 2001 \$59.95

- Uninterrupted coverage of 800 to 950 MHz.
- Works with any scanner that can receive 400 to 550 MHz.



800-950 MHz SCANNER CONVERTER KIT
If your scanner can receive 400-550 MHz, just add the XLC900 for uninterrupted 800-950 MHz coverage. It converts all 800-950 MHz signals down to 400-550 MHz so your scanner can receive them! Add our custom case kit for that "Professional" look.

XLC-CASE KIT \$13.95
XLC900 (C) KIT \$49.95

- Transmit high quality stereo to any FM stereo receiver.
- Built-in output level monitor for quick and easy tuning.
- Ideal for use with personal CD player.



FM STEREO TRANSMITTER
Transmit full-bodied Hi Fi stereo to any FM stereo receiver. Separate left and right inputs and gain controls. Includes an output booster stage for greater range.

XFS-CASE KIT \$13.95
XFS108 (C) KIT \$41.95

XANDI ELECTRONICS, INC.
Serving the public since 1981
1270 E Broadway Rd. # 113, Tempe AZ 85282

TOLL FREE ORDER LINE
1-800-336-7389
ASK FOR FREE CATALOG OF OUR PRODUCTS

SEND MAIL XANDI ELECTRONICS
ORDERS TO: BOX 25647
TEMPE, AZ 85285-5647

December 1995, Popular Electronics

CIRCLE 134 ON FREE INFORMATION CARD

ALFA ELECTRONICS

HIGH QUALITY TEST EQUIPMENT
BEST PRICE



DMM 89 \$199.95
Most Advanced DMM
All Purpose & Communication
-80.7 to 81.4 dBm with 4Ω -1200Ω
20 reference impedances
True RMS
Frequency counter: 0.01Hz-10MHz
Capacitance: 1pF-50,000μF
Measure AC volt to 20kHz
5000 counts, 0.1% accuracy
Auto/manual range, fast bar graph
Min/Max/Ave/DH/Relative/Zoom
Auto power off
Input warning
Splash proof
Volt, amp, ohm, diode, continuity
Ruggedized case
Rubber holster included



DMM 2360 \$119.95
DMM+LCR Meter
Very Versatile DMM
Inductance: 1μH-40H
Capacitance: 1pF-40μF
Frequency: 1Hz - 4MHz
Temperature: -40-302 °F
TTL Logic Test: 20MHz
Diode, Continuity
Volt, Amp, Ohm
3999 count display
Peak Hold
Auto power off
Ruggedized case.
Temperature probe included
Rubber Holster \$8.00



DMM 20 \$74.95
Inductance: 1μH-40H
Capacitance: 1pF-200μF
Frequency: 1Hz-20MHz
Volt, amp, ohm, diode,
20 Amp AC/DC current
Transistor HFE
Continuity, duty %
Peak hold/Max
Ruggedized case
Rubber holster \$8.00

Full line of DMMs,
economy, compact,
ruggedized, solar cell,
automotive, heavy
duty, industrial
starts from \$15.95

Fluke Multimeter
Fluke 12 \$84.95
Holster C-10 \$10
Fluke 70 II \$67.5
Fluke 73 II \$94
Fluke 75 II \$129
Holster C-70 \$16
Fluke 77 II \$149
Fluke 79 II \$169
Fluke 29 II \$169

Fluke 83 \$225
Fluke 85 \$259
Fluke 87 \$287


Fluke 97
Scope Meter \$1785



LCR Meter 131D \$229.95
Most Advanced LCR
Dual display: L/Q or C/D
Inductance: 0.1μH-1000H
Capacitance: 0.1pF-10,000μF
Impedance: 1mΩ-10MΩ
0.7% basic accuracy
Auto/manual range
Dissipation factor & Q factor
Serial & parallel mode
Relative mode for comparison
and to remove parasitics
Statistics, tolerance,
Best for design, incoming
testing & production
SMD and chip component
test probe \$25.00



LCR Meter 814 \$189.95
Best Resolution LCR
Inductance: 0.1μH-200H
Capacitance: 0.1pF-20,000μF
Resistance: 1mΩ-20MΩ
1% basic accuracy
Dissipation factor indicates leakage
in capacitor and Q factor in inductor
Zero adjustment to reduce parasitics
Best for high frequency RF
SMD and chip component test probe
\$25.00
LIMITED QUANTITY SPECIAL
DIGITAL LCR METER \$74.95
0.1pF, 1μH, 10mΩ resolution




Frequency Counter FC-1200 \$129.95
Frequency: 0.1Hz-1.25GHz
Display: 8 digit LCD
Period: 0.1μs-0.1s
Records Max/Min/Average
Data hold, relative mode
Telescoping antenna \$8.00
Deluxe case \$5.00

Also Available:
AC/DC clamp meter, Light meter,
Thermometer, pH meter, High
voltage probe, Digital caliper
Anemometer, Electronic scale,
Force gauge, Tachometer,
Stroboscope, Humidity & EMF
adapter, Sound level meter,
Frequency counter, SWR/field
strength/power meter, Dip meter

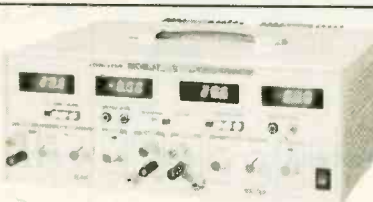


20 MHz Oscilloscope with Delay Sweep PS-205 \$429.95
Dual Trace, Component test, 6" CRT, X-Y Operation, TV Sync, Z-Modulation, CH2 Output, Graticule Illum, 2 probes each has x1, x10 switch. Best price with delay sweep.
PS-200 20 MHz DUAL TRACE \$339.95
PS-400 40 MHz DUAL TRACE \$494.95
PS-405 40 MHz DELAY SWEEP \$569.95
PS-605 60 MHz DELAY SWEEP \$769.95
Scope Probe: 60MHz x1, x10 \$15, 100MHz x1, x10 \$22, 250MHz x1, x10 \$29, 250MHz x100 \$39


Digital Storage Scope
DS-203 20MHz, 10M Sample/sec \$729.95
DS-303 30MHz, 20M Sample/sec \$849.95
DS-303P with RS-232 Interface \$1,049.95
Switchable between digital and analog modes
2 K word per channel storage
8 bit vertical resolution (25 Level/div)
Expanded Timebase 10ms/div - 0.5 s/div
Refresh, Roll, Save all, Save CH2, Pre-Trig
Plotter control



DC Power Supply PS-303 \$159.00
0-30 VDC, 0-3A output
Constant voltage & constant current mode
0.02% + 2mV line regulation
0.02% + 3mV load regulation
1 mVrms noise and ripple
Short circuit and overload protected
PS-8200 with digital voltmeter \$179.00
Also available: 30V/5A, 60V/3A, 60V/5A
16V/10A, 30V/10A



DC Power Supply Triple Output PS-8202 \$499.95
Two 0-30 VDC, 0-3A outputs
One fixed 5VDC, 3A output
Capable of independent or tracking operation
Constant voltage and constant current mode
Four digital meters for volt and current display
Excellent regulation and low ripple
Short circuit and overload protected
Also available: 30V/5A triple output \$549.95
Dual tracking 30V/3A, 30V/5A, 60V/3A, 60V/5A



RF SIGNAL GENERATOR SG-4160B \$119.00
100 kHz-150MHz sinewave in 6 ranges
RF Output 100mVrms to 35 MHz
Internal 1kHz, External 50Hz-20kHz
AM modulation
Audio output 1 kHz, 1 Vrms

AUDIO GENERATOR AG-2601A \$119.00
10Hz - 1MHz in 5 ranges
Output: 0-8Vrms sinewave
0-10Vp-p squarewave
Synchronization: ±3% of oscillation frequency per Vrms
Output distortion:
0.05% 500Hz - 50kHz
0.5% 50Hz - 500kHz
Output impedance: 600 ohm

FUNCTION GENERATOR FG-2100A \$169.95
0.2 Hz - 2 MHz in 7 ranges
Sine, square, triangle, pulse and ramp
Output: 5mV-20Vp-p
1% distortion, DC offset ± 10V
VCF: 0-10V control frequency to 1000:1



RF SIGNAL GEN./COUNTER SG-4162 AD \$229.95
Generates RF signal same as SG-4160B
6 digit frequency counter 1Hz - 150 MHz for internal and external source Sensitivity <50mV

AUDIO GEN./COUNTER AG-2603AD \$229.95
Generates audio signal same as AG-2601A
6 digit frequency counter 1Hz-150MHz for internal and external source Sensitivity <50mV

FUNCTION GEN./COUNTER FG-2102AD \$229.95
Generates signal same as FG-2100A
Frequency counter 4 digits
Feature TTL and CMOS output

SWEEP FUNCTION GEN./COUNTER \$329.95
0.5Hz to 5 MHz in 7 ranges
Sweep: Linear 10:1/Log 10:1 20ms to 2s
AM Modulation
Gated Burst, Voltage Control Generator
Generator Control Voltage & 8 digit counter
1Hz-10MHz for internal & external sources

ALFA ELECTRONICS
741 Alexander Rd., Princeton, NJ 08540

(800) 526-2532/(609) 520-2002 15 DAY MONEY BACK GUARANTEE. 1 YEAR WARRANTY
FAX:(609) 520-2007
CALL OR WRITE FOR FREE CATALOG AND BEST OFFER.
Visa, Master Card, American Express, COD, Purchase Order Welcome

CIRCLE 26 ON FREE INFORMATION CARD

\$139* Laser LightShow



Draw with a laser beam! Animation, text, music & more! Includes galvos, servo amp, oscillators, software listing, analog & digital computer interfaces. Call for details



Computerized Motors \$39*

Includes: 2 Stepper motors, computer interface, 32 page training manual, & software listing. Expandable system! Up to 12 motors, up to 3 amps per phase. Call for details

* Add \$6 for shipping. Computer with parallel printer port. Assembly, Power supply, & Laser are required

Call or fax for **FREE FLYER**

SVS

Light & Motion
in kit form

1273 Industrial Pkwy. West Bldg. 460
PO Box 55125
Hayward CA 94545-0125

Voice **510-582-6602**
Fax **510-582-6603**

Prototype it..... FAST!



with ProtoQuick 8051 or Z8
• Complete single board computers
• Up to 32K EPROMs and 64K RAM
• 12 sq. in. plated through proto area
• RS232C serial port or CBIZ option
• Op sys. in EPROM or source code
• Assembled - ready to run - 5k only
• MS-DOS cross assembler included
ProtoQuick Z8 and 8051

\$99.00 each
Software Science
3760 Roundabout, West
Chester, OH 43081 USA
(513) 561-2060

Run prototype applications or experimental hardware from the serial port - WITHOUT PROGRAMMING!

!!! BROADCAST FARTHER !!!

The model 1525 is a 75-110MHz RF amplifier that connects to mono or stereo FM transmitters and produces a powerful 15-20 watt signal which could broadcast up to 5 miles or more! Requires 75-250 mW drive. Step by step plans complete with part source information and antenna designs... ONLY **\$14 PLUS \$2 S&H NO C.O.D.'S**

Progressive Concepts
1434 N. MILLS AVE., SUITE A
CLAREMONT, CA 91711 (909) 626-4969



CABLE TV DESCRAMBLERS



We Carry A Full Line of Premium Descramblers And Converters Compatible With:

- JERROLD™ (Add-ons and Combos)
- GENERAL INSTRUMENTS™
- SCIENTIFIC ATLANTA™
- PIONEER™
- TOCOM™
- ZENITH™
- HAMLIN™
- OAK™ (all except Sigma)



GUARANTEED TO WORK OR YOUR MONEY BACK!
BEST PRICES FREE CATALOG

Please have the MAKE & MODEL # of your area's cable box ready when you call!

ALLSTAR ELECTRONICS HOURS: 9-6 M-F 10-3 Sat EST

1-800-782-7214

It is not the intent of Allstar Electronics to defraud any pay TV operator. Anyone implying theft of service will be denied assistance. All brand names are registered trademarks of their respective owners and are used for reference only. 110-64 Queens Blvd., #465, Forest Hills, NY 11375. NO NYS SALES!

★ ★ **CABLE EQUIP.** ★ ★
★ **REPLACE ALL MODELS** ★
★ **MONEY BACK GUAR.** ★
★ **1 YR. WARR. FREE CAT.** ★
★ **LOW PRICES - AVOID RENT FEES** ★
★ **1-800-243-3967** ★
★ **SKYLINE SYSTEMS INC.** ★
★ **114 S. Euclid Ave.** ★
★ **Park Ridge, IL 60068** ★

CABLE TV DESCRAMBLERS

Never rent again! Save \$100's on premium Cable TV Descramblers & Converters compatible with Jerrold, Scientific Atlanta, Zenith, Pioneer, Tocom and More! Get your best prices and call us last! Please have the MAKE & MODEL # of your area's cable box ready. **GUARANTEED TO WORK IN YOUR AREA!** 1 year warranty and 30 day money back guarantee!
Allstar Electronics 1-800-782-7214

AC LINE - Voltage Meter
100-140 volts, analog \$185.00

ISOLATION TRANSFORMER
Voltage Range 105-130 volts
5 (volt steps) \$295.00

To Order or Call for the Location of the
Nearest Distributor
1-800-523-3696

VECTOR-VID
INSTRUMENT DIVISION

189 Horsham Road
Horsham, PA 19044



CABLE CONVERTERS
CABLE DESCRAMBLERS
CONVERTER TEST CHIPS
WIRELESS QUICK BOARDS IN STOCK
SCIENTIFIC ATLANTA -ZENITH-TOCOM
PIONEER-JERROLD COMPATIBLE-OAK
30 DAY MONEY BACK GUARANTEE
WE SHIP FEDERAL EXPRESS & UPS COD 2DAY AIR
1 IN CUSTOMER SERVICE & PRODUCT SUPPORT
VISUAL COMMUNICATIONS INC.
615 MAIN ST. SUITE 206 STROUDSBURG PA. 18360
MasterCard VISA **1-800-GO -CABLE**
FOR CATALOG CALL 717-620-4363 **NO PA. SALES**

NATIONS LARGEST RECEIVER OUTLET SUMMER SUPER SALE!!!

AOR

- AR2700¹⁻³ \$399.95
- AR8000¹⁻³ \$599.95
- AR3000A¹⁻³ \$1029
- SDU5000A/I \$997.95

GRUNDIG

- YB305 **NEW** \$137.95
- YB400 **HOT** \$179.95
- SAT700 **Special** \$388.95

LOWE

- HF150 **Compact** \$579.95
- HF225E **Europa** \$999.95

SANGEAN

- ATS202 \$99.95
- ATS606P w/Ant60 \$169.95
- ATS808 \$137.95
- ATS818 \$147.95

REALISTIC

- PRO62 (CALL) \$239.95
- PRO2035 (CALL) \$359.95



JOIN THE OPTO/AOR REVOLUTION!!!

• OPTO Electronics and AOR are revolutionizing the scanner world. The new Scout 40 version 3.1 and the AOR AR2700/AR8000 scanners gives you the intercept power in your hands, that just a few years ago could only be a dream. Imagine having your scanner hop on a signal the instant someone presses the mic button. The Scout will reaction tune your AOR scanner in a blink of an eye to any locally generated signal.

• **WHERE** is the Scout most effective? Sporting events, car races, air shows, NEWS gatherings, accident scenes, air ports, railroads, marinas, fast food drive-thrus, many more applications. Everywhere you turn today there's a walkie-talkie in use. Listen in, it's your world.

• **WHO** needs the Scout/AOR System? NEWS service, local TV/Radio stations, Police, DEA, Air ports, anyone that wants to know what is being transmitted in the immediate area, plus thousands of scanner listeners, FBI, Law enforcement, SWAT team, and surveillance.

• **WHAT** do you need? 1. Scout 40 version 3.1
2. AOR AR2700/AR8000 3. Input jack, modification to scanner
4. Interconnect cable. 5. Scout 40 V3.0 requires CB-AR cable \$49.00



SAVE up to \$300
OFF list price

EEB SPECIAL PACKAGE DEAL

- **AR2700**, Scout 40 version 3.1, Mod to AR2700, cable, (regular discount price \$899.90)...**Package Deal \$839.95**
- **AR8000**, Scout 40 version 3.1, Mod to AR8000, cable, (regular discount price \$1090)...**Package Deal \$1039.95**

EEB will install jack and wire in scanner, assure that your AOR warranty is good for one year and completely check out your system on our lab prior to shipping.
FREE with system purchase.

FREE AR2700/AR8000 Modification (\$50 value)		
• AR2700	list \$399.95	EEB \$399.95
• AR8000	list \$799.95	EEB \$599.95
• MODS		EEB \$50.00
• Cable CB-RT		EEB \$20.00
• SCOUT 40 v3.1 list	\$449.95	EEB \$419.95

Bearcat SALE!!!

BC3000XLT 25-550/760-1300MHz⁽¹⁾ *
• Scan 100ch/sec, search 300ch/sec, 400 memory channels, 20 x 20 banks.

LIST \$499.95 **EEB \$369.95**

BC9000XLT 25-550/760-1300MHz⁽¹⁾
• Alpha numeric LCD on all 500 memory ch. Scan 100 ch/sec, search 300 ch/sec, data skip, attenuator 15dB, COR recorder control.

LIST \$769.95 **EEB \$389.95**

BCT-7 All Band 26-956MHz⁽¹⁾

• A must for the frequent highway travelers. 7135 pre-programmed chs., search by state & service. Police, HP, DOT, Fire, News, WX, CB, plus 100 User memories, scan 100 ch/sec.

LIST \$319.95 **EEB \$169.95**

Other BEARCAT Scanners...

- BC120XLT \$129.95
- BC760XLT⁽¹⁻²⁾ \$199.95
- SC150Y/B⁽¹⁾ \$169.95
- BC860XLT⁽¹⁾ \$169.95
- BC148XLT-1⁽¹⁾ \$99.95
- BC890XLT⁽¹⁻²⁾ \$229.95
- BC220XLT⁽¹⁾ \$224.95

- (1) Cellular Block (not restorable)
- (2) Cellular Block, but can be restored
- (3) Un-Blocked O.K. to qualified buyers (Govt., Export, etc.)

Check out EEB's NEW BBS!!!


Dial us up, Check us out!
Tech Info, Used-Demo Specials, MORE!
1 - 703 - 938 - 3781

Special SONY Summer SALE!!!

ICFSW55

"Among the best performers in compact portables, audio quality among the best, a superior performer in it's size class". (IBS Passport)

- 150kHz - 30MHz, 76 - 108MHz • AM, FM, CW, LSB, USB
- 125 station memory preset • Factory preset name tuning provides easy access to popular SWL stations • Direct keyboard entry • World clock rotary tuning dial for roaming the dial • Power 6VDC, or 4AA (not incl.) AC adaptor is included.



Limited Time... **\$319.95**
3 year Extended Warranty \$39.95

Other SONY's at Special Summer Prices

- ICFSW760G \$179.95 • ICFSW100 \$344.95
- ICFSW77 \$459.95 • ICFSW30 \$104.95
- ICF2010 \$344.95 • ICFSW33 \$159.95

WJ HF1000 World's Ultimate Receiver

\$3799

Opt. Preselector HF1000D \$649.00



GE SUPERADIO II

Puts the fun back into AM Radio!!!

Everyone needs a good AM/FM DX radio. Great audio, large ferrite antenna. 4 I.F. stages.



\$59.95

DRAKE R8A

Improved and upgraded version of the world famous R8.

- Improved Ergonomics
- Dynamic range (+100dB)
- 3rd OIP +20dBm
- Increase memory to 440 ch.
- Scan 40 ch/sec.



It's time to trade-in your R8, call for Quote.

R8A \$1085.00

95 Catalog...**FREE**
96 Pages, SWL, Scanners, Antennas, Books, Lots more.



FREE in the U.S. 3rd class (4 weeks) \$2 1st class (1 week) \$2 Can/Mex. \$5 elsewhere

ELECTRONIC EQUIPMENT BANK
323 MILL Street NE
Vienna, VA 22180

ORDERS: 800-368-3270
Local Tech: 703-938-3350
FAX: 703-938-6911

- Sorry, no COD's
- Free Catalog in USA
- Prices Subject to change
- Prices do not include freight
- Returns subject to restock fee up to 20%

*We accept VISA, MasterCard and American Express Discover

*We ship via UPS, Federal Express and Mail

Invest
a stamp



Save
a bundle

For the price of a stamp, you can get the latest edition of the federal government's free Consumer Information Catalog listing more than 200 free or low-cost government publications on topics such as federal benefits, jobs, health, housing, education, cars, and much more. Our booklets will help you save money, make money, and spend it a little more wisely.

So stamp out ignorance, and write today for the latest free Catalog. Send your name and address to:

Consumer Information Center
Department SB
Pueblo, Colorado 81009



New Jensen Catalog

- Inch/Metric Tools, Tool Kits
- Telecom/LAN Accessories
- Diagnostic Products
- Test Equipment from the Major Manufacturers

Call for Free Copy



800-426-1194

JENSEN TOOLS INC.

7815 S. 46th St., Phoenix, AZ 85044

CIRCLE 166 ON FREE INFORMATION CARD

BLACK FEATHER ELECTRONICS

3 1/2 Digit LCD Panel Meter



Features: 200mV full scale input 9VDC operation. Decimal point selectable. 13mm digit height, auto polarity indication, zero reading for 0 volt input. Measures 2.67" x 1.73" x 0.28" above panel thickness, 0.57" overall thickness. LCD size: 1.83" x 0.8". Has many useful applications and is easy to install.
CAT# PM-1 **\$9.95 each**

Stepper Motor Controller Kit



This kit allows you to adjust the speed and direction of a stepper motor. You can move the motor in one step increments or rotate it at a constant speed. Visual indicators show the sequence of motion. Includes stepper motor, pc board, parts and instructions. (12vdc power source not included.)
CAT# SMK-1 **\$25.00 each**

Camcorder Video Tape



HI-8 120 MINUTE TAPE (used)
They were recorded on once and played only a few times. Made by a major brand name manufacturer. Professional series metal tapes. Includes plastic jewel box.
CAT# CCT-1 **\$3.00 each**
10 or more - **2.80 ea**
100 or more - **2.50 ea**

1-800-526-3717

645 Temple 7E ▲ Long Beach ▲ California 90814
▲ (310) 434-5641 ▲ FAX (310) 434-9142 ▲

SAISFACTION GUARANTEED

1. California residents must include sales tax.
2. Visa, MC, & money orders accepted
3. Quantities limited - prices subject to change.
4. Shipping '4, '9 & up.



**Black Feather
ELECTRONICS**

CABLE TV DESCRAMBLER KITS

Universal-New Product

This Product includes all the Parts, PC Board, Complete Schematic with Functional Guide. Generates Sync for most Video Applications.

\$79.95

Tri-Mode Descrambler

This product includes all the parts PC Board and AC Adaptor.
NO Enclosure included.

\$59.95

SB-3 Descrambler

This Product includes all the Parts, PC Board and AC Adaptor. Enclosure is not included.

\$44.95



Call Toll Free 1-800-886-8699

M & G Electronics, P.O. Box 3310, No. Attleboro Mass. 02761



Anyone implying theft of Cable service will be denied assistance.

NO MASSACHUSETTS SALES!

Weeder Technologies

FREE
catalog and construction plans
for any of these kits (limit two)
Call 513-752-0279

Pro-Kit™

P.O. Box 421, Batavia, OH 45103

Educational Kits for the Serious Hobbyist

Caller Block

Connects between your telephone and its wall jack, and prevents the phone from ringing unless the calling party is one which you've entered into memory using your touch-tone phone. Your answering machine can handle all other calls. Change between two separate directories of callers with a simple flip of a switch. \$46.00

Telephone Caller ID

Connects to telephone wall jack. Shows the telephone number of the calling party along with the time of day the call was received, on a 16x1 character LCD display. Stores the info from the last five calls in memory. Complete stand alone, no computer interface needed. \$52.50

Telephone Call Restrictor

Connects to telephone wall jack. Disables all phones on the line, if attempting to either: dial a number that has been stored in memory 'Block Mode' or, dial a number that has not been stored in memory 'Allow Mode'. Use touch-tone phone to enter telephone numbers into memory, and choose mode. Program from any phone on the line using your password. \$35.00

50 MHz Frequency Counter

Reads frequency from 1Hz to 50MHz and displays it on a 16x1 character LCD display. Auto-range feature provides floating decimal point and automatically affixes the correct suffix (Hz, KHz, or MHz). Microcontroller based, very few additional components. \$48.50

Telephone Scrambler

Scrambles your voice before sending it over the telephone line, and descrambles it on the other end. Connects between your telephone and wall jack. No modifications are required to your telephone. Full duplex operation. \$43.00

IR Remote Control Receiver

Learns and records the data patterns emitted by standard infrared remote controls used by TVs, VCRs, Stereos, etc. Lets you control all your electronic projects with your TV remote. Seven individual I/O pins can be assigned to any button on your remote, and can be configured for either "toggle" or "momentary" action. \$32.00

Vocal Filter

An audio device which can be used with a home component stereo system, to filter out the main vocal sound track from standard stereo recordings (CD, tape, record or FM), leaving the background music to sing along with. Produce your own karaoke tapes. \$40.00

DTMF Decoder/Logger

Keep track of all numbers dialed or entered from any phone on your line. Connects to your telephone wall jack. Decodes all 16 touch-tones and displays them on an LCD display. Holds the last 240 digits in a nonvolatile memory. Scroll through and view all telephone numbers dialed, credit card numbers entered, etc. \$54.50

HOME AUTOMATION

Largest Selection of HOME AUTOMATION products in the World!

Browse us on the WEB!

<http://www.techmall.com/smarthome>

Hundreds of hard-to-find automation, X10, and wireless control products. Computer control of your home, security systems, surveillance cameras, infra red audio/video control, HVAC, pet care automation, wiring supplies, and much more!

HOME AUTOMATION SYSTEMS, INC.
151 Kalmus Drive, Ste L4, Costa Mesa, CA 92626
Questions 714-708-0610 FAX 714-708-0614

800-SMART-HOME

Call 24hrs for FREE 64 page Color Catalog Over 500 unique products!



FREE

EPROM+ PROGRAMMING SYSTEM USES PARALLEL PORT

EPROMS (24, 28, 32 & 40 PIN)*+27C AND 25XX
1702*, 2708, TMS2716*, 32, 32A, 64, 64A, 128, 128A
256, 512, 513, 011, 010, 101, 1001, 1000, 1024, 210, 020
2001, 220, 2048, 4001/2, 040, 080, 240, 4096, 68764/66
FLASH EPROMS 28F256, 28F512, 28F010
28F020, 29C257, 29C010, 29C040, 29F010, 29F040
EEPROMS & NVRAMS (18, 24 & 28 PIN+CXX)
2210, 2212, 2804, 2816, 2816A, 2817, 2864, 2865
28256, 28C010, DS1220, DS1225, DS1230
SERIAL EEPROMS* (8 & 14 PIN PLUS CXX)
E1R1400, M58657, 2401, 02, 04, 08, 16, 32, 65, 2444
59C11, 80011A, 9306, 46, 56, 66, 8572, 82, 92, 168/9XX
BIPOLAR PROMS* (16 THROUGH 24 PINS)
74SXXX AND 82SXXX FAMILY
MICROCONTROLLERS* 8741, 42, 48, 49, 8751
C51, 52, C52, 87C5XXX, 87C75X, 89C5X, 68705
68HC705, 68HC71E9, PIC16CXX, TMS7742
*ADAPTER REQUIRED - DIAGRAMS INCLUDED

SOFTWARE - READ, VERIFY, PROGRAM, COPY, DISK FILE LOAD/SAVE, CHECKSUM, FULL SCREEN BUFFER EDITOR W/20 COMMANDS
READS HEX, S-RECORD AND BINARY FILES
FAST DEVICES PROGRAM IN UNDER 20 SEC
RUGGED (9" X6" X3") ENCLASURE W/HANDLE
MADE IN USA - 1 YEAR WARRANTY

ANDROMEDA RESEARCH, P.O. BOX 222, MILFORD, OH 45150
(513) 831-9708 FAX (513) 831-7562



SYSTEM INCLUDES:
PROGRAMMING UNIT
PRINTER PORT CABLE
POWER PACK, MANUAL
AND SOFTWARE.

\$289

ADD \$5.00 SHIPPING
\$5.00 C.O.D.
VISA/MASTERCARD

December 1995, Popular Electronics

Quality Microwave TV Systems

WIRELESS CABLE • ITFS • MMDS
ATV • INTERNATIONAL • S-BAND
Amplifiers • Antennas • Books • Components
Filters • Systems • Video Products

- RF Frequency 1990 - 2700 MHz
- Cable Ready - VHF - UHF Outputs
- SASE For "FREE" Catalog or Send \$1

PHILLIPS-TECH ELECTRONICS

PO Box 8533 • Scottsdale, AZ 85252

ORDER LINE 800-880-MMDS

CATALOG / INFO 602-947-7700

FAX LINE 602-947-7799

Visa • M/C • Amx • Disc • COD's • Qty Pricing

CHALLENGER SYSTEM
33-Channel 52dB+ Gain
Complete Grid \$265
Five Year Warranty
FREE SHIPPING

Privacy • Communications
• Hobbyist

Experienced & Specialists in: countermeasures

- Scanners • Frequency Counters • Night Scopes
- Confidential Frequencies • Codes • Binoculars •
- Spy Scopes • Reports & Journals On Locating
And Removing Electronic Eavesdropping Devices •
- C.B.'s & Accessories • And Much More

We Guarantee Top Quality! Catalog \$7.00
(deductible with 1st order)

We Also Do "Sweeps" For Local Residents.

Precision Electronics

78 -11 Roseda Blvd, Suite 223
Roseda CA 91335
(818) 344-5863
FAX (800) 555-7446 24 hr orderline

CIRCLE 164 ON FREE INFORMATION CARD


www.americanradiohistory.com

118

Make your projects speak for themselves... Ours do!

DIGITAL VOICE RECORDERS

- Record up to 218 seconds
- 1 to 8 messages
- High quality speech 12 bit
- Switch-closure actuation
- Sample rates up to 20KHz
- On-board backup
- Direct speaker output
- Wide operating range
- Small size 2.6" X 2.6"
- Made in U.S.A.



MODEL AudioQ™-218

Call or write for more information
 OEM price and delivery available
 Custom designs and enclosures
 Single unit price \$149.00 plus s+h
 Quantity pricing as low as \$99.00

GETTECH, Inc.

402 Riley Road, New Windsor, NY 12553
 (914) 564-5347

Specifications and price subject to change.

SHOW TIME CABLE

Your Cable Connection To The Stars!



Order your **FREE** catalog today!
1-800-643-4258



STARGATE SST

- Converters & Descramblers
- All Makes & Models
- Quantity Discounts
- 30-day Money Back Guarantee
- Best Warranties

Show Time Cable
 643 N 98th St STE 260
 Omaha, NE 68114

COD • MasterCard • Visa • Amex • Discover

Tube & General Purpose Projects

NEW



HIGH QUALITY CHASSIS FOR NEW TUBE PROJECTS!

NEW LARGER SIZES



WOW, DO WE HAVE BOXES!

LC SERIES

FIELD REMOVABLE TOP AND BOTTOM 0.080" ANODIZED ALUMINUM PANELS, FRONT & REAR PANELS 0.063" GOLD ANODIZED ALUMINUM, OTHER PARTS BLACK ANODIZED, VENTED CAGES & OAK ENDS AVAILABLE.

LC Series

MODEL	W x D x H (mm)	PRICE \$
LC-1	100 x 100 x 50	45.00 47.50
LC-2	150 x 100 x 50	50.00 52.50
LC-3	200 x 100 x 50	55.00 57.50
LC-4	300 x 100 x 50	60.00 62.50
LC-5	150 x 150 x 75	55.00 57.50
LC-6	200 x 150 x 75	55.00 57.50
LC-7	300 x 150 x 75	60.00 62.50
LC-8	400 x 150 x 75	65.00 67.50
LC-9	200 x 200 x 75	60.00 62.50
LC-10	250 x 200 x 75	65.00 67.50
LC-11	300 x 200 x 75	70.00 72.50
LC-12	425 x 200 x 75	75.00 77.50
LC-13	250 x 250 x 100	70.00 72.50
LC-14	300 x 250 x 100	75.00 77.50
LC-15	350 x 200 x 100	80.00 82.50
LC-16	425 x 250 x 100	85.00 87.50

ALL HARDWARE SUPPLIED

SESCOM BOXES ARE USED BY HUNDREDS OF CONTRACTORS! USE IS LIMITED ONLY BY YOUR IMAGINATION!

Metal Cabinets

MODEL	W x D x H (mm)	PRICE \$
ME-1A	4 x 3 x 2	12.00 11.00
ME-2A	6 x 3 x 2	14.00 13.00
ME-3A	8 x 3 x 2	16.00 15.00
ME-4A	4 x 8 x 3	14.00 13.00
ME-5A	8 x 5 x 3	16.00 15.00
ME-6A	8 x 5 x 3	16.00 15.00
ME-7A	4 x 7 x 4	16.00 15.00
ME-8A	6 x 7 x 4	18.00 17.00
ME-9A	8 x 7 x 4	20.00 19.00
ME-10A	8 x 7 x 1.75	32.00 31.00
ME-11A	8 x 10 x 1.75	34.00 33.00
ME-12A	8 x 14 x 1.75	36.00 35.00
ME-13A	8 x 17 x 3.5	35.00 34.00
ME-14A	8 x 10 x 3.5	35.00 34.00
ME-15A	8 x 14 x 3.5	37.50 36.50
ME-16A	17 x 7 x 1.75	34.50 33.00
ME-17A	17 x 10 x 1.75	36.75 35.25
ME-18A	17 x 14 x 1.75	42.75 41.25
ME-19A	17 x 7 x 3.5	36.75 35.25
ME-20A	17 x 10 x 3.5	39.25 37.75
ME-21A	17 x 14 x 3.5	45.25 43.75

EXTRA PAIR FRONT/REAR PANELS 5.00 7.50

SESCOM ALSO STOCKS ALL KINDS OF USEFUL PARTS INCLUDING CONNECTORS, SCREWS, METERS, TOOLS, ETC.

RACKEN 'N' STACKEM Table Top Racks

MODEL	W x D x H (mm)	PRICE \$
RR-8-15	8	70.00 80.00
RR-8-18	8	75.00 85.00
RR-10-18	10	70.00 80.00
RR-12-18	12	75.00 85.00

CLEAR FINISH STANDARD; ADD \$1.00 FOR BLACK OR GOLD.



PICTURED WITH OPTIONAL RE-1 RACK EARS

RACKEN 'N' STACKEM BOXES

MODEL	W x D x H (mm)	PRICE \$
RSB-3	7.5 x 3 x 1.35	25.00 30.00
RSB-7	7.5 x 3 x 1.35	31.25 36.25
RSB-7	7.5 x 3 x 1.35	36.00 43.00
RSB-7	7.5 x 3 x 1.35	45.00 50.00
RSB-11	7.5 x 3 x 1.35	51.50 56.50
RSB-11	7.5 x 3 x 1.35	58.25 63.25

ASSORTED MOUNTING ACCESSORIES ALSO AVAILABLE

ALL BOXES ARE SHIPPED FLAT FOR EASY FABRICATION

UNLESS OTHERWISE NOTED, BOXES HAVE FLAT PANELS, CONSTRUCTED OF 0.063" ANODIZED ALUMINUM (SIDES ARE 0.125" FRONT AND REAR PANELS ARE CLEAR, BALANCE OF BOX IS BLACK, BLACK OR GOLD FRONT & REAR AVAILABLE FOR AN ADDITIONAL \$5.00

Audio Transformers for Tube Construction

MODEL	PRI	SEC	CASE	USE	PRICE \$
AT-1	150	60k	A	MIC INPUT	40.50 42.50
AT-2	15k	15k	B	LINE INPUT	40.50 42.50
AT-3	15k	600	B	LINE OUTPUT	46.75 48.50

Inputs - Line/Mic

MODEL	W x D x H (mm)	PRICE \$
TRU5	19 x 5 x 1.75	34.00 44.00
TRU7	19 x 7 x 1.75	35.00 45.00
TRU10	19 x 10 x 1.75	38.75 50.00
TRU12	19 x 12 x 1.75	42.75 56.00
TRU15	19 x 15 x 1.75	45.75 58.00
TRU17	19 x 17 x 1.75	48.75 60.00
ZRU5	19 x 5 x 3.5	38.50 48.50
ZRU7	19 x 7 x 3.5	38.75 50.75
ZRU10	19 x 10 x 3.5	41.25 53.00
ZRU12	19 x 12 x 3.5	45.25 59.25
ZRU15	19 x 15 x 3.5	48.25 61.50
ZRU17	19 x 17 x 3.5	51.25 63.50
3RU5	19 x 5 x 5.25	46.00 56.00
3RU7	19 x 7 x 5.25	46.50 60.75
3RU10	19 x 10 x 5.25	51.00 63.00
3RU12	19 x 12 x 5.25	54.00 68.25
3RU15	19 x 15 x 5.25	57.00 70.50
3RU17	19 x 17 x 5.25	60.00 72.50

EXTRA PAIR FRONT/REAR PANELS 7.50 9.00

Tube Outputs

MODEL	W x D x H (mm)	PRICE \$
OT-3	5k 8 B	EL84 3 WATT 9.00 11.00
OT-2	6k 4.8 15 B	EL84 10 WATT 12.00 15.00
OT-3	7k 4.8 15 B	EL84 20 WATT 18.00 24.00

ULTRA LINEAR DESIGN

OUTPUT TRANSFORMERS DESIGNED FOR SIMPLE CONSTRUCTION AND EASY FREQUENCY RESPONSE 12-20 40-15k Hz

Power Supply

MODEL	W x D x H (mm)	PRICE \$
PT-1	125V 6V 3A	PRE 9.00 11.00
PT-2	250V 0-300 5V 6V/3 B	AMP 18.00 24.00
PT-3	300V 0-300 5V 6V/3 B	AMP 20.00 26.00
PT-4	400V 0-400 5V 6V/3 B	AMP 24.00 30.00

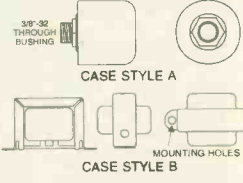
Mini Project Boxes

MODEL	W x D x H (mm)	PRICE \$
MPB-1	1 x 2 x 1	1.95 2.25
MPB-2	1.8 x 1	2.40 2.75
MPB-3	1.8 x 1	3.85 3.25
MPB-4	1.5 x 2 x 1.5	2.05 2.25
MPB-5	1.5 x 2 x 1.5	2.55 2.85
MPB-6	1.8 x 3 x 1.5	3.00 3.80
MPB-7	1.5 x 2 x 3	2.25 2.85
MPB-8	1.5 x 2 x 3	2.75 3.15
MPB-9	1.5 x 3 x 3	4.00 4.50
MPB-10	1.5 x 3 x 3	4.50 5.00
MPB-11	1.5 x 4 x 3	2.95 3.55
MPB-12	1.5 x 3 x 3	4.50 5.00
MPB-13	2 x 2 x 2	2.20 2.60
MPB-14	2 x 3 x 2	2.80 3.15
MPB-15	2 x 6 x 2	4.40 5.00
MPB-16	2 x 8 x 2	6.85 7.30
MPB-17	3 x 2 x 3	2.45 2.95
MPB-18	3 x 4 x 3	2.90 3.35
MPB-19	3 x 6 x 3	4.20 4.90
MPB-20	3 x 8 x 3	4.65 5.45
MPB-21	4 x 6 x 3	4.95 5.15
MPB-22	4 x 10 x 3	6.15 6.90
MPB-23	4 x 12 x 3	5.70 6.30
MPB-24	4 x 18 x 3	6.75 6.90

PERFORATED OR PLEXIGLASS PANELS ALSO AVAILABLE

1" SQUARE ALUMINUM TUBING

MODEL	W x D x H (mm)	PRICE \$
RR-8-15	8	70.00 80.00
RR-8-18	8	75.00 85.00
RR-10-18	10	70.00 80.00
RR-12-18	12	75.00 85.00



MENTION AD AND TAKE 5% OFF YOUR FIRST ORDER!

FOR MORE INFO REQUEST CATALOG TB-1

WRITE OR FAX FOR OTHER CATALOGS: AUDIO SOLUTIONS, CONSTRUCTOR'S HARDWARE, AUDIO SIPS and AUDIO TRANSFORMERS



SESCOM, INC.
 2100 WARD DRIVE
 HENDERSON, NV
 89015 U.S.A.

ORDER TODAY ALL PRICES INCLUDE WORLDWIDE SHIPPING! A IS USA, CANADA & MEXICO; B IS REST OF WORLD

\$30.00 MINIMUM ORDER

VISA MasterCard Discover


HOURS Monday thru Friday 8 am 'til 4 pm (PST)

ORDERS (800) 634-3457 FAX (800) 551-2749
 OFFICE (702) 565-3400 FAX (702) 565-4828
 TECH LINE (702) 565-3993 M-Th 8 am to 4 pm (PST)
 SESCUM, INC. is not responsible for inadvertent typographical errors. Prices and specifications are subject to change without notice.

December 1995, Popular Electronics

Motion Control System \$249.95

Includes Stepper Controller Card, 12VCT Transformer, (2) 4 Phase Stepper Motors, Easy to use I.B.M Software! Connects to any I.B.M. Compatible LPT Port (1,2,3)...



- * **Nothing more to Buy!**
- * Easy Installation 15 minutes or Less!
- * No Tools Required!
- * Design Robots, Plotters, Laser Systems!
- * Drives (2), 4 Phase Stepping Motors!
- * Bi-Directional 8 Bit Read and Write Port!
- * Board Addressable, 16 Possible Choices!
- * Fits in Standard 19" inch Card Rack!
- * With Additional Cards Control 32 Motors on 1 LPT Printer Port!
- * Features Include: Variable Speed, Step, Range, Direction, and On/Off Control!
- * Free QBasic & Gwbasic Source Code \$ 59.95 value! *

Send Check or M.O. to:

CYBERMATION

"Intelligent Controllers"

1943 Sunny Crest Dr., Suite 288,
Fullerton, CA 92635

Call Us Today!
Tel (714) 879-2000
Visa/Master Charge Accepted

* Add \$12.00 S&H; CA residents please add sales tax *

DC/CAD introducing...

THE TERMINATOR

Super High Density Router
(Complete with Schematic & PCB EDITOR)

Features the following powerful algorithm & capability:

- Rip - up and Retry
- Pre-routing of SMT components
- Real-Time via minimization
- Real-Time clean up passes
- User defined strategies
- Window 3.0 capability as DOS Task
- 1-mil Autoplacer and Autopanning
- Two-way Gerber and DXF
- Automatic Ground Plane w/ Cross-Hatching
- Complete w/ Schematic & Dolly Libraries
- Optional simulation capability & protected mode for 386 users

* PCB LAYOUT SERVICE AT LOW COST *


LEASE PROGRAM & SITE LICENSE AVAILABLE



Design
Computation

1771 State Highway 34
Farmingdale, NJ 07727
(908) 681 - 7700 • (908) 681 - 8733 (FAX)

" DC/CAD . . . The focal point of future CAD market "



Toll Free, 24 Hours! For orders, dial 800 445 7717. For Fax Facts Instant catalog sheet service, dial 317 849 8633. Computer BBS 317-579-2045. Fax: 317 849 8794. Email: ACESCAN@aol.com. Mastercard, Visa, Checks, Approved P.O.'s & COD (add \$5.50) & AMEX, Discover. Prices, specs and availability subject to change. Ground shipping and handling charge \$6.95. 10707 E. 106th St. Fishers, IN 46038

ACE COMMUNICATIONS

CIRCLE 25 ON FREE INFORMATION CARD

S
K
Y
V
I
S
I
O
N[®]



Remember the fun you had when you could do it yourself?

YOU STILL CAN!

Let *Skyvision* help.

Largest inventory of **DISCOUNT SATELLITE TV PRODUCTS** all ready for *FAST* shipping.

Complete systems • Upgrade packages. Full line of dish antennas, receivers, feedhorns, LNBs and actuator arms.

30-50% savings with SkyPacSM programming.

18" Mini-dish systems and accessories.

Tools • Commercial Equipment • Books • Software.



It's **MORE** than a catalog!

Comparison Charts
Product Reviews
Tech Tips



#1 in *Customer Satisfaction*

Call Now. It's FREE 800-334-6455

**Skyvision[®] • 1048 Frontier Drive • Fergus Falls, MN 56537
International 1-218-739-5231 • Fax 218-739-4879**

December 1995, Popular Electronics

Tap into a World of...

FREE ELECTRICITY

Our 150+ page *Self-Reliance Catalog* IS JUST LOADED WITH DC to AC ENERGY INDEPENDENCE ...

We offer:

Solar, Wind & Hydroelectric energy systems. True Sine Wave DC to AC Inverters. Electric Boat & Car kits. Portable power packs. Solar Lighting & Cooling systems. Solar Pool Heaters. Solar Battery chargers. Solar Books & Toys. DC Appliances. Active & Passive Solar Air & Water Heating Systems. Composting Toilets. Hydroponic, Fish-Farming, Solarium & Greenhouse Systems. Water Testing, Treatment, & Pumping Systems. Emergency Food & H₂O Kits. High Efficiency AC/DC Refrigeration + More...




A LOT OF INFORMTION FOR ONLY \$6.75 ...

SEND CHECK or MO TO:

Self-Reliance Company Inc.

P.O. Box 306, Florissant, MO 63032

Electronic Training Videos



Learn electronics quickly and easily with UCANDO's computer-animated training videos. Students can learn at their own pace and professionals will find the UCANDO videos to be a valuable source of reference material. If these videos aren't the best learning tools you've ever seen, return them within 30 days for a

complete refund. These videos are being used by Tech-Schools, CET's, Military Branches, Ham Operators, Industries, and more, across the United States and around the world. Order today and see how UCANDO is ...

"Changing The Way The World Learns Electronics."

VCR Maintenance & Repair ... \$29.95 All others ... \$44.95 each
 • Intro to VCR Repair • Direct Current • Alternating Current • Semiconductors • Power Supplies • Amplifiers • Oscillators • Digital 1 • Digital 2 • Digital 3 • Digital 4 • Digital 5 • Digital 6 • AM Radio • FM Radio Part 1 • FM Radio Part 2 • TV Part 1 "Intro to TV" • TV Part 2 "The Front End" • TV Part 3 "Audio" • Fiber Optics • Laser Technology •

SAVE!!! 6 videos for only \$240 or 12 videos for only \$450



1-800-678-6113

or mail check or money order to:

UCANDO Videos

P.O. Box 928

Greenville, OH 45331




FREE Shipping ... FREE Catalog

CIRCLE 136 ON FREE INFORMATION CARD

INSTEK Test & Measuring Instruments

20 MHZ, 2-Channel, OSCILLOSCOPE

- model #OS-622B
- 20MHz, Dual Channel
- High Sensitivity 1mV/DIV
- TV Synchronization
- Z axis input
- ALT Triggering Function
- Hold Off Function
- Trigger Level Lock Function
- CH 1 Output
- Includes Probes (x1, x10)
- 2 Year Warranty



Regular \$499.00 Sale \$389.95

PRINT™
 Products International



800-638-2020



Test Instruments, Equipment, Tools & Supplies For Electronic Production, Maintenance & Service
8931 Brookville Road, Silver Spring, MD, 20910 * 800-638-2020 * Fax 800-545-0058

CIRCLE 130 ON FREE INFORMATION CARD

New!

Pocket Cube™ with Filter

Wireless cable box tester
for authorized cable
technicians.

Smallest cube on the market
just under 1" x 2"!

Simply clip it onto a 9V
battery for 10sec!

Works on J***** models
D*5, D*V5, D*7, D*V7, D*BB, C*T.

Only \$69.⁹⁵!

(plus \$8 S&H)

30 Day Warranty!

Quantity discounts available.

Dealers Welcome!

Test chips available for
J***** and SA8600.

**Order Toll Free
1-300-417-6689**

Mon-Fri, 9AM-10PM EST.
If busy please keep trying.

VISA, MC, MO & COD

IEC, P O Box 52347, Knoxville, TN 37950-2347
Pocket Cube is a test generator ONLY.

Do not use these devices without authorization
from your local cable company.

No TN sales.

CABLE TV DESCRAMBLERS

Best Wholesale Prices in the U.S.A.!


	10-19	20-49	50+
<i>For Jerrold Systems</i>			
FX TB	89	59	50
Stealth	79	59	50
<i>For Scientific Atlanta Systems</i>			
M80	85	65	55
<i>For Pioneer Systems</i>			
PIO Plus	89	79	69
<i>Everquest Converters</i>			
Stargate Elite Non-Parental	72	63	54
Stargate Elite Parental	76	69	59

1-800-818-9688

MD Electronics

875 S. 72nd St. • Omaha, NE 68114

The Pocket Programmer




\$129.95

The portable
programmer
that uses the
printer port of
your PC
instead of a
internal card.

Easy to use software that programs
E(E)prom, Flash & Dallas Ram. 27(C)/
28(C)(F)/29(C)(F)/25 series from 16K to 8
Megabit with a 32 pin socket. Adapters
available for MCU's 874X, 875X, Pic, 40-
Pin X 16 & Serial Eprom's, PLCC, 5-Gang
and Eprom Emulator to 32K X 8.

**Same Name, Address & Phone # for
13 Years.... Isn't it Amazing ?**

Intronics, Inc.
Box 13723 / 612 Newton St.
Edwardsville, KS 66113 Add \$4.75 COD
Tel. (913) 422-2094 Add \$4.00 Shipping
Fax (913) 441-1623 Visa / Master Charge



If you are not getting
this catalog you are
missing out on some
of the best deals in

electronics today! We have thousands of
items ranging from unique, hard-to-find
parts to standard production components.
Call, write, or fax today to start your free
subscription to the most unique catalog in
the industry, filled with super values on
surplus electronic and hobbyist type
items. If you have a friend who would
like to receive our catalog, send us their
name and address and we will gladly
forward them a complementary 100 page
catalog.

Why pay more? Call today.

MECI
340 East First Street Fax Order Line
Dayton, Ohio 45404 1-800-344-6324

**Order Toll-Free
1-800-344-4465**

Radiotelephone - Radiotelegraph

FCC Commercial License

Why Take Chances?

Discover how easy it is to
pass the exams. Study with the
most current materials available. Our
Homestudy Guides, Audio, Video
or PC "Q&A" pools make it so fast,
easy and inexpensive. No college or
experience needed. The new
commercial FCC exams have been
revised, covering updated Aviation,
Marine, Radar, Microwave, New
Rules & Regs, Digital Circuitry &
more. We feature the Popular
"Complete Electronic Career Guide"
1000's of satisfied customers
Guarantee to pass or money back.
Send for **FREE DETAILS** or call
1-800-800-7588

WPI Publications
4701 N.E. 47th Street
Vancouver, WA 98661

Name _____
Address _____
City _____ St. _____ Zip _____
1-800-800-7588

BUGGED??

EAVESDROPPING is unbelievably widespread! Electronic
Devices with amazing capabilities can be monitoring your
telephone and room conversations **RIGHT NOW!** Are you
sure you're safe? **FREE CATALOG** tells you fast! Includes
Free Bonus details on fantastic opportunities now open in
Counter-Surveillance field. Exciting, immensely interesting
and **EXTREMELY** profitable (up to \$250 hr) full/part-time
income. Call Now! **1-800-732-5000**

CIRCLE 149 ON FREE INFORMATION CARD

Double Your Income! Own your own computer repair business or add computer repair to your existing business.

TechServ can put you into your own computer repair business quickly, economically and efficiently. Research indicates that during a recession, computer repair businesses will grow at twice the rate of hardware sales. TechServ's complete support program gives you the opportunity to be a part of this fast growing industry.

• Proven Marketing Plan

• Recognition

Nationally recognized trademarks and logos give you immediate recognition as a professional computer repair specialist in your area.

• Training

- Level 1 286/386/486/586
Troubleshooting, upgrades, advanced diagnostics
- Level 2 Networking/Novel/Unix/Multi-user/
Multi-tasking configuration/Installation/
Maintenance. Prepare for C.N.E.
(Certified Network Engineer) test

• Parts and Board Repair

Single source for OEM/generic parts and board repair. Order 7 days a week/24 hours a day. \$45 million in parts in stock, ready to ship any where, overnight if required.

• Documentation

We provide manuals, documentation and advanced diagnostic software.

• New Hardware

We provide new hardware for IBM, Compaq, Apple and compatibles at huge discounts. Custom build your own systems.

Over 300 dealers worldwide

Find out why the Wall Street Journal and Fortune Magazine call computer repair the business opportunity of the 1990s.

Call TechServ at (212) 967-1865

or fill out coupon below and mail to:

techserv AUTHORIZED DEALER
SM

**America's largest chain of independent,
licensed computer repair centers**

253 West 28th Street, New York, NY 10001

NAME _____

ADDRESS _____

CITY _____

STATE _____

ZIP _____

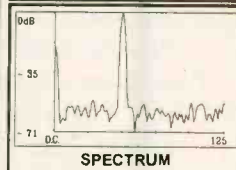
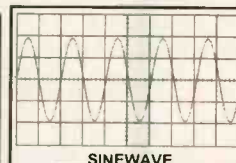
TELEPHONE _____

[PE 2/93]

DIGITAL STORAGE OSCILLOSCOPE

\$189.

The O-SCOPE is a pocket-size module that plugs into a PC's printer port and turns it into a DSO, Spectrum Analyzer, Freq. Counter, DVM and Data Logger. Accepts standard probes.



Includes software & instructions. Made in U.S.A.
Inquiries and Orders Accepted at: 1-800-980-9806
Same-day shipping.

ALLISON TECHNOLOGY CORP.

Technical Phone: 713-777-0401

8343 Carvel

FAX: 713-777-4746

Houston, TX. 77036

BBS: 713-777-4753

U. S. A.

CONTROL RELAYS • LIGHTS • MOTORS MEASURE TEMPERATURE • PRESSURE • LIGHT LEVELS • HUMIDITY INPUT SWITCH POSITIONS • THERMOSTATS • LIQUID LEVELS

MODEL 30 \$79



- PLUGS INTO PC BUS
- 24 LINES DIGITAL I/O
- 8 CHANNEL
- 8 BIT A/D IN
- 12 BIT COUNTER
- UP TO 14K SMP/SEC

MODEL 45 \$189



- RS-232 INTERFACE
- 8 DIGITAL I/O
- 8 ANALOG INPUTS
- 2 ANALOG OUTPUTS
- 2 COUNTERS-24 BIT

MODEL 100 \$279



- 12 BIT 100 KHZ A/D
- 4 ANALOG OUTPUTS
- 3 TIMER COUNTERS
- 24 DIGITAL I/O

MODEL 150-02 \$179



- RS-232 INTERFACE
- TRMS, 20 AMPS
- 12 BIT A/D
- OPTO-ISOLATED
- COMPLETE DMM

MODEL 40 \$99



- RS-232 INTERFACE
- 28 LINES DIGITAL I/O
- 8 ANALOG INPUTS
- PWM OUTPUT

MODEL 70 \$239



- RS-232 INTERFACE
- 18 BIT A/D
- 5.5 DIGIT
- UP TO 60 SMP/SEC


Prairie Digital, Inc.

PHONE 608-643-8599 • FAX 608-643-6754

846 SEVENTEENTH STREET • PRAIRIE DU SAC, WISCONSIN 53578



Are you overpaying . . .
 . . . your cable company?

You are if . . . 
 . . . you are leasing their
equipment.

- Forest Electronics, Inc. offers a complete line of New Cable Decoders and Converters that are fully Compatible with your cable system.
- All systems come with: Remote Control, & Parental Guidance Feature. Volume Control is also available.
- All Equipment is fully guaranteed & comes with a 30 day money back option.

For More Information Call Us 24 Hours a Day At:
800-332-1996
 FAX: 708-860-9048

EARN MORE MONEY!

Be an FCC LICENSED ELECTRONIC TECHNICIAN!



Earn up to \$60 an hour and more!

Learn at home in spare time.
 No previous experience needed!

No costly school. No commuting to class. The Original Home-Study course prepares you for the "FCC Commercial Radio-telephone License." This valuable license is your professional "ticket" to thousands of exciting jobs in Communications, Radio-TV, Microwave, Maritime, Radar, Avionics and more...even start your own business! You don't need a college degree to qualify, but you do need an FCC License.

No Need to Quit Your Job or Go To School
 This proven course is easy, fast and low cost! **GUARANTEED PASS**—You get your FCC License or money refunded. **Send for FREE facts now. MAIL COUPON TODAY!**
 Or, Call 1-800-932-4268 Ext. 240

COMMAND PRODUCTIONS

FCC LICENSE TRAINING, Dept. 240
 P.O. Box 2824, San Francisco, CA 94126
 Please rush FREE details immediately!

NAME _____
 ADDRESS _____
 CITY _____ STATE _____ ZIP _____

NOW! A QUALITY SATELLITE SCPC AUDIO RECEIVER

AT AN AFFORDABLE PRICE



UNIVERSAL SCPC-100 AUDIO RECEIVER

SERVICES ON SCPC RADIO

ALL SPORTS - NEWS NETWORKS - AP - UPI - RADIO NETS - HOMETOWN SPORTS - TALK SHOWS - MUSIC (CLASSICAL, JAZZ, ROCK) - MAJOR RADIO STATIONS - FINANCIAL NEWS - NEW, QUICK LOCATOR CHANNEL GUIDE FURNISHED - OVER 430 CHANNELS AND GROWING!

FEATURES OF THE SCPC-100

MICROPROCESSOR TUNING, EASY TO TUNE - 50 CHANNEL MEMORY RECALL - WORKS WITH 950-1450 SYSTEMS - 3-MINUTE HOOKUP - 1/2" DISPLAY - C AND KU BAND SCPC - DOES NOT DISABLE VIDEO IN USE - USE WITH HI-FI SYSTEM - RECEIVES ALL SCPC CHANNELS - SIMPLE TO USE - TUNE ALL "HIDDEN" CHANNELS.


RETAIL PRICE \$399 + S&H

UNIVERSAL ELECTRONICS, INC.

4555 GROVES RD., SUITE 12, COLUMBUS, OH 43232
 (614) 866-4605 FAX (614) 866-1201

December 1995, Popular Electronics

**Professional Desoldering
Made Easy & Affordable**



Try Our

Unique, All in the Handle, with
Built-in Diaphragm Pump for
Superior Suction & Efficiency
Variable Temperature Control
Quick Replacement Filter
SMD Removal Capability - ESD Safe
Ergonomic Design for Comfort
One Year Parts & Labor Warranty

DEN-ON SC7000
Desoldering Tool
for a 15 Day

FREE TRIAL

Regular Price \$499.00

Our Price
\$439.00

We MEET or BEAT Advertized Prices

1-800-394-1984
or Fax (316) 744-1994

Purchase in advance and receive a
30 DAY MONEY BACK GUARANTEE

HOWARD
HEINSTRUMENTS Inc
6222 N. Oliver Wichita, KS 67220
Evaluated in Electronics Now, Jan. 1994

SURVEILLANCE

FM TRANSMITTERS MINI (KITS)

- 3-VOLT FM XMTR, up to 300 ft. indoors, 1500 ft. outdoors
- PHONE XMTR, range to 500 ft., uses phone-line power
- Sound-Activated XMTR, range to 500 ft.
- 2-STAGE XMTR, 9-Volt, very powerful

All above require simple soldering at 2 to 4 places.
\$29.95** ea.

TELE FM WIRELESS MONITORING SYSTEM.
(Kit) \$99.00*

TELE CALL FORWARDER. Transfers incoming
calls. \$99.00*

CALLER ID. Registers incoming number.
\$99.00*

TEL REGISTER WITH PRINTER. Records dialed
number, duration, and prints record. \$139.00*

12-HOUR LONG-PLAY RECORDER. Modified
Panasonic. Records 6 hrs. on each side of 120
tape (supplied). Compatible with VOX and Tel
Rec Adapter. \$119.00*

VOX VOICE-ACTIVATED SWITCH. Makes re-
corder self-activating with voices or other
sounds. \$28.50**

TELE RECORDING ADAPTER. Records
incoming and outgoing calls. \$28.50**

TELEPHONE SCRAMBLERS. Over 4,000
separate codes. \$199.00*

VOICE CHANGER. Changes man's voice to
lady's and vice versa. \$49.00*

For Shipping & Handling add +\$5.00 and **\$2.00 per item.
Colo. residents add sales tax. Mail Order, VISA, M/C, COD's
o.k. Inquire for dealer prices. Free catalog.

MUCH, MUCH MORE — OUR 25TH YEAR!
TOLL FREE 1-800-926-2488

A.M.C. SALES, INC.
193 Vaquero Dr., Boulder, CO 80303
Tel: (303) 499-5405, Fax: (303) 494-4924
Mon.-Fri. 8 a.m.-5 p.m. Mtn. Time

CIRCLE 140 ON FREE INFORMATION CARD

**CABLE
DIRECT**

**CONVERTERS
DESCRAMBLERS
VIDEO STABILIZERS
FILTERS**



**30 DAY
FREE
TRIAL!**

FREE Cable TV Catalog.



Now you can tune-in your favorite
cable TV programming and
SAVE \$100'S - EVEN \$1000'S
on premium CABLE TV EQUIPMENT.

**MODERN
ELECTRONICS**

1-800-906-6664

2125 S. 156TH CIRCLE • OMAHA, NE 68130

CABLE TV CHANNELS

EQUIPMENT Direct!
GUARANTEED
FREE 30 DAY TRIAL

SAVE \$1000's
The Nationwide source
for cable TV equipment.
"BUY WHERE THE DEALERS BUY"

FREE TV Cable Descramblers,
Converters and
Magic Box Catalog.
Open Every Day!

FREE Your VCR TAPES
CAN PLAY AS
CLEAR AS DAY!
UNJAM NOW WITH
Video Decoder

Eliminates copy
protection on
any tape.

• Copy any rental/bought tape
• Power Cord and AC Plugs included

2 Year Warranty
CALL NOW!
Member Better Business Bureau
MEGA ELECTRONICS
1-800-676-6342 VISA • MC • COD

FREE 30 Day Trial!

PROGRAMMERS

- 1349 DATA I/O CHIPLABS 4800
 - 799 DATA I/O CHIPLABS 3200
 - 579 EETOOLS ALLMAX
 - 249 XELTEK SUPERPRO (R)
 - 599 LOGICAL DEVICES 3000
 - 599 ADVANTECH PC-UPROG
 - 269 SUNSHINE UNIVERSAL
 - 449 TUP-300 HILO SYSTEMS
 - 449 JDR MCT-EMUP
 - 539 TUP-400 HILO
 - 429 NEEDHAMS EMP-20
 - 679 NEEDHAMS SA-20
 - 139 EETOOLS 1 GANG
 - 199 EETOOLS 4 GANG
 - 49 SUNSHINE 1 GANG
 - 99 SUNSHINE 4 GANG
 - 169 SUNSHINE 8 GANG
 - 349 SUNSHINE 16 GANG
- GENERAL DEVICE INSTRUMENTS**
(408) 241-7376 Fax 241-6375 BBS 983-1234

**CRYSTAL CONTROLLED
SURVEILLANCE**

VHF & UHF PROFESSIONAL ENCASED PARTIALLY
ASSEMBLED TRANSMITTER KITS
Countersurveillance. Also Tunable 70 to 305 MHz KITS. We
Design & Manufacture Our Equipment. Custom Design.

FOR CATALOG SEND \$2.00 TO:
SHEFFIELD ELECTRONICS CO., P.O. Box 377940-B
Chicago, IL 60637-7940, Tel: (312) 324-2196

Cable Test Aids

Orders only
1-800-452-7090 Information
(310) 902-0841

Test Chips that fully activate Jerrold, Tocom, Zenith,
SA, Pioneer and more. Easy Quick-Board installation!
Prices from \$5 to \$49.95 ea. **C&C SPECIALTIES**
1 Year Warranty! FAX 310-902-0851
No Co. Sales. Not for use in cable co. owned equip. For test or repair only.

CABLE TV EQUIPMENT

We carry a complete line of all major brands including test chips and all accessories
BELOW WHOLESALE PRICES • QUANTITY DISCOUNTS
30 DAY MONEYBACK GUAR. • 1 YR. WARRANTY
YEARS OF CUSTOMER SATISFACTION
C & C ELECTRONICS
CALL NOW 1-800-995-1749
Immed. Delivery from Giant Stock! Sorry no Florida Sales

SILICON-CONTROLLED RECTIFIER PROJECTS

1586T—From TAB Books. A treasure trove of exciting projects using SCR's and other low-cost thyristor devices for power-control applications. Includes a sophisticated burglar-alarm system, an SCR-based smoke-alarm system, a remote-control garage-door opener, and a high-tech light dimmer that uses the output from your stereo to modulate the intensity of your lights. And then there are 20 more. To order—ask for book **1586T**, and include your check for **\$12.95** (includes s&h) in US and Canada, and order from — **Electronic Technology Today Inc., P.O. Box 240, Massapequa Park, NY 11762-0240**. US funds only, use US bank check or International money order. Allow 6-8 weeks for delivery.



MA09

Save Big \$ and watch what you want!

Cable TV Descramblers

Converters • Filters • Accessories

30 day Free Trial - NO RISK!
 Unbeatable wholesale prices!
 Affordable extended warranty
 1 Year Warranty on all products

Free Catalog

Call the cable professionals!

Credit Cards Welcome!

1-800-379-3976

We'll beat anyone's price!



Prices starting as low as **\$99!**

Surveillance Devices!

MS-25 Micro Speak Telephone Transmitter Kit
 Tiny, 1/3 the size of a dime! Professional quality. Crystal clear reception on any FM radio up to 1/4 mile. "SnapKit" technology for easy assembly!
Also available: Tiny room transmitter with the highest power available, and with the most sensitivity of any unit offered — **MD250 \$44.95**
Guaranteed to be smaller than any other transmitters offered anywhere!
\$29.95
Telephone Transmitter Kit hidden in dual modular adaptor. Transmits both sides of conversation to any FM radio up to 1/4 mile. "SnapKit" technology. Uses phone line for power and antenna. Goes completely unnoticed. **MA-100 \$25.95**
 High quality cassette deck plugs directly into telephone jack! Records up to 12 hours of conversations on a single cassette. Recording starts and stops automatically when phone is used!
THR-12 12 Hour Telephone Recorder phone is used! **Visa/MC (214) 255-7490**
\$99.95 free shipping! Check/Money orders also accepted
 Seymour-Radix Inc. Box 166055-E Irving TX 75016

Miniature Robots!



Build a real walking robot just 14 cm long!

Muscle Wires Project Book & Deluxe Kit

Create direct linear action with *Muscle Wires*. They actually contract up to 5% when powered! For robots, planes, railroads — anything needing small, strong all-electric motion. Our new info packed 128 page *Project Book* has full plans for *Boris* the motorless robot and 14 other projects. Deluxe Kit includes one meter each 50, 100 and 150 µm diameter Muscle Wires. *Get moving today!*

#3-168 \$59.95

Dave's Solar Motor Kit

"Get rolling while the sun shines!"


Now you can harness fusion energy & give life your creations! Everything you need to build a micro powerplant that "pumps" solar energy to drive microbots *without recharging!* Has solar cell, DC motor, parts & great instructions. **BONUS:** Includes Dave's new article on "Solar Rollerballs" and other "living" mini robots.



#3-119 \$34.95

Robot Builder's Bonanza, 99 Inexpensive Robotics Projects

A huge collection of practical, ready-to-use circuits & devices. Sections on parts, tools, methods, remote control, vision, grippers, navigation & more! 336 pages, 280 illus. A great value for robot builders of all experience levels



#3-114 \$17.95

Space Wings II - now variable speed

Sleek silver wings flap silently using only 5 cm of Muscle Wire. Perches on your PC, annoys cats! Flaps up to 36 times per minute. With circuit board, parts, detailed instructions. Requires soldering and 2 AA batteries. Makes an ideal introduction to electronics and Muscle Wires.



#3-001 \$19.95

24-hour Voice Order Line - VISA MasterCard

Order Toll Free!

800-374-5764

Request our FREE Muscle Wires Technical Brochure

Mondo-tronics

524 San Anselmo Ave. #107-83
 San Anselmo, CA 94960
 Questions: 415-455-9330
 Fax: 415-455-9333
 Internet: info@mondo.com

To Order: Send check, MO or credit card info. All orders add \$5.00 P & H. Calif. orders also add sales tax.

International Orders Welcome! First Class P&H: \$11.00

contact east
 PRODUCTS TO SERVICE ELECTRONICS
SAME DAY SHIPPING
 Best Day Delivery anywhere in the U.S.A!
 NEW 100 MHz Headheld Oscilloscope See page 4
 TO ORDER, CALL 1-800-225-5334 or FAX 1-800-225-5317

FREE CATALOG TEST INSTRUMENTS & HARD-TO-FIND TOOLS


Packed with over 10,000 quality products for testing, repairing, and assembling electronic equipment. A full selection of test instruments, power protection equipment, precision hand tools, tool kits, soldering supplies, and much more. Products are shown in full color with detailed descriptions and pricing. All products come with a 100% satisfaction guarantee. SAME-DAY shipment program.

In a hurry to receive your catalog?

Call 506-682-2000

Contact East, Inc., Dept. R537
 335 Willow St., No. Andover, MA 01845

CIRCLE 154 ON FREE INFORMATION CARD



STRANGE BOOKS!

Discover one of the most bizarre collections of incredible plans, lost secrets, forgotten events, and strange theories ever assembled! Write for a catalog!

Learn how to make neon signs, rewind motors, get high power from auto alternators and generators, build a spot welder, an electric scooter, a working solar cell, a Wimshurst machine, shortwave radio books, crystal sets, Tesla Coil, Jacob's Ladder, Van de Graaff. More! Secrets of making booze, chili, tanning hides, homesteading, survival. Vacuum form plastics. Lock-smithing, calculus, physics. Much more! All books highest quality! Write for Lindsay's Technical Books catalog! Send \$1.00 (US & Canada) or \$4.00 foreign airmail. Catalog sent immediately! Write today!


Write for a CATALOG!

Lindsay's Technical Books
 Box 538-WG5, Bradley IL 60915
 Send a Technical Books Catalog! \$1.00 is enclosed!
 Name _____
 Street _____
 City _____ State _____ Zip _____

PUT YOUR PC TO WORK!

THIS IS THE MACHINE YOU'VE BEEN WAITING FOR!

Imagine using your computer to turn 3D CAD drawings into actual working parts! Machine and drill printed circuits directly from blank material. Fabricate intricate mechanical components from raw plastic or aluminum. Route wood to make signs or "digitally" carve three dimensional art objects AND MORE! Sound interesting? You bet it is and with your creativity the sky's the limit! The NEURACTOR CNC-4+, 5, 6, & 7 Desktop Manufacturing Systems may be just the edge you need! Utilizing patent pending technology the NEURACTOR CNC kits provide you with machining resolution of .001". All mechanical components are pre-fabricated, pre-machined, plated and painted. The CNC-4+ machines




MICRO MACHINING

an area approximately 18"x18"x4.6" and includes four 83 oz/in. CY-MOTORS. The CNC-5, 6, & 7 (appx. 42"x42"x4.6", 66"x42"x4.6" and 66"x66"x4.6" respectively) include four 125 oz/in. CY-MOTORS. Interface card, 5 amp power supply, 10 pitch steel lead screws, 4 proprietary Slide Block actuator mechanisms, 4 aluminum linear actuator channels, polished steel guide-rods, toolholder bracket, hardware, etc., are included with each unit. (You provide Dremel(tm) Tool or flex-shaft router and work surface.) It's a complete kit! All you do is put it together, calibrate it and TURN IT LOOSE! IF THAT'S NOT EXCITING ENOUGH, WE'RE THROWING IN A FREE, FULL-FEATURED 3D CAD/CAM SOFTWARE PACKAGE WITH EACH UNIT! CNC-4+ is \$695 + 29.95 S/H, CNC-5 is \$895 + 69.95 S/H, CNC-6 is \$995 + 79.95 S/H, CNC-7 is \$1195 + \$89.95 S/H. We also have MICRO-DRILLS, FLEX-SHAFTS, MILLS, ETCHERS, CHEMICALS, BLANK BOARDS, ETC. CNC units sold in USA and Canada only, no exports! At these prices, demand is high so please allow 4 weeks minimum for delivery. CALL NOW!


IMAGINE THE POWER!

WITH
FREE 3D CAD
SOFTWARE!

starting at
\$695!



HUGE! UP TO 6 x 6 FEET!



PE MARKET CENTER CLASSIFIEDS

MISCELLANEOUS ELECTRONICS FOR SALE

THE Case Against Patents. Thoroughly tested and proven alternatives that work in the real world. \$28.50. **SYNERGETICS PRESS**, Box 809-C, Thatcher, AZ 85552. (520) 428-4073. Visa/MC.

REMOTE control miniature encoded transmitters and receivers. Send for free catalog to: **INVENTIVE SOLUTIONS**, PO Box 8, Stratford, NY 13470.

PLANS-KITS-SCHEMATICS

BUILD — five-digit, ohms, capacitance, frequency, pulse, multimeter. Board and instructions \$9.95. **BAGNALL ELECTRONICS**, 179 May, Fairfield, CT 06430.

ALL in-one catalog. AM/FM/ham/spy, transmitters, amplifiers, receivers. Voice scramblers/disguisers, audio, TV, Tesla coils, plans, "secret" books, kits, imports, exports and more. Start your own licensed or unlicensed radio station, 60 full pages for \$1.00. **PAN-COM INTERNATIONAL**, PO Box 130-H12, Paradise, CA 95967.

FIBER optic educational experiments kit. Includes: Tutorial, w/experiments, 40ft fiber assortment, + cutting tool. \$19.95 + S/H (609) 468-1660.

HOBBYIST circuits — Remote room monitor, tone decoder, long distance circuit control. Simple unusual experiments for the novice. **catalog \$2.00** — **GARRETT PLANS**, PO Box 155, Jamesburg, NJ 08831.

CRYSTAL Set Handbook — Visit antiquity by building the radios your grandfather built. Assemble a "Quaker Oats" rig, wind coils that work and make it look like the 1920's! Only \$10.95 plus \$4.00 for shipping and handling. **CLAGGK Inc.**, PO Box 4099, Farmingdale, NY 11735. US funds only! USA and Canada — no foreign orders.

HEATH COMPANY is selling photocopies of most Heathkit manuals. Only authorized source for copyright manuals. Phone: (616) 925-5899, 8-4 ET.

DIRECTIONAL microphone! Inexpensive to make but can professionally record the faintest sound from a distance. Send \$5.00: **FREEDOM ENTERPRISE**, PO Box 69059, Edmonton, Alberta T6U-1A0.

UNIVERSAL remote control systems infrared, RF, miniature transmitters, receivers. Items for novice, technician or educator. Combine your home and vehicle control. Automate anything. **free catalog. INVENTIVE SOLUTIONS**, PO Box 8, Stratford, NY 13470.

NIGHT Vision kits. And brand name U.S. and foreign units. Complete kits include all necessary components to build your own night vision scope. **Save \$.** U.S. Military intensifiers, I.R., foreign and more. Call or write: **NEVIS INC.**, 320 Main Street, Box 1088, Sturbridge, MA 01566. Or (508) 347-7238 10-4pm EST.

COMPUTER telephony is the fastest growing segment of the communications industry. Send \$19.95 for "Getting Started in Computer Telephony". **HARMONY PRODUCTS**, PO Box 91, Netcong, NJ 07857.

FASCINATING electronic devices! Tazer! Dazer! Super spy microphone! Vocal truth detector! Universal IC tester! Radar and laser jammers! Surveillance! Countermeasures! Ultrasonic! Tesla! High voltage! More! Plans and kits catalog \$2.00. **QUANTUM RESEARCH**, 17919-77th Avenue, Edmonton, Alberta, T5T 2S1.

THIS ad could save your life, combustible gas, CO2, EMI and other exotic sensors + SMT(Surface Mount Tech) Kits w/tools, manuals, & PCB's both analog and digital. For free catalog write/call pcSMT CO., 9018 Balboa Blvd. #574, Northridge, CA 91402 or call (818) 830-3211 7-5pm PST. Visa/MC.

REPAIRS-SERVICES

TEST equipment repair, repair of citizens band, scanners, two way radio, prefer dealer contracting, call (812) 295-4240.

TEST EQUIPMENT

\$14.95 DCV/A, ACV (200&750), OHM, HFE, Diode Test, 3.5 digit multimeter. \$29.95 add ACA, ACV (200m-700), 20m-ohm resistance. \$39.95 add capacitance (2nF-20uF). California residents plus 8.25% tax. Shipping and handling 1-10 pieces \$4.00. One year warranty. Mail check to: **ANC TECHNOLOGY**, 1105 Flagler Lane, Redond Beach, CA 90278.

SECURITY

SURVEILLANCE Privacy security protection. Catalog \$5.00. **SPY EMPORIUM**, 6065 Hillcroft 414, Houston, TX 77081. (713) 774-1000.

ELECTRONIC sales of security systems for home, apartment, or business, will send information, call (812) 295-4240.

AUDIBLE/silent door or window alarm easy to install. Comes with key switch. Send \$29.95 plus \$4.50 S/H to **BINARY PRODUCTS INC.**, PO Box 1037, Bronx, NY 10472-9998.

COMPONENTS

RESISTORS, \$1.00 a dozen. Catalog \$1.00, foreign add \$1.00. **ZIPFAST**, Box 12238, Lexington, KY 40581-2238.

BUSINESS OPPORTUNITIES

START your own technical venture! Don Lancaster's newly updated **Incredible Secret Money Machine II** tells how. We now have autographed copies of the Guru's underground classic for \$18.50. **SYNERGETICS PRESS**, Box 809-C, Thatcher, AZ 85552. (520) 428-4073. Visa/MC.

MAKE \$75,000 to \$250,000 YEARLY. Repairing all kinds IBM monitors. Successful home based business, anywhere. Telephone required. Details: USA \$3.00 cash (no checks), Dealerships: Canada-all foreign countries: \$85.00 for application-brochure. **RANDALL DISPLAY**, Box 2168H, Van Nuys, CA 91404.

EASY work! Excellent pay! Assemble products at home. Call toll free 1 (800) 467-5566 ext. 5730.

GET serious! A wealth of information to make you wealthy. **MONEY**, PO Box 69059, Edmonton, Alberta T6V 1A0.

BILLION \$\$\$ Security industry dealers wanted. Burglar and fire alarms, CCTV, access control, home automation. High earnings. High demand. Full business package, training and dealer support. Send LSASE for complete details. **SECURITY**, Box 1056X, Jeffersonville, IN 47131.

EARN BIG \$\$\$ as a countermeasures specialist. Complete business package and training. Equipment and tech support. Send LSASE for free details. **ASK**, Box 1056X, Jeffersonville, IN 47131.

USE POPULAR ELECTRONICS CLASSIFIEDS

READ BY BUYERS OF ELECTRONIC EQUIPMENT ACCESSORIES AND PARTS

INSTRUCTIONS FOR PLACING YOUR AD!

HOW TO WRITE YOUR AD

TYPE or **PRINT** your classified ad copy **CLEARLY** (not in all capitals) using the form below. If you wish to place more than one ad, use a separate sheet for each additional one (a photo copy of this form will work as well). Place a category number in the space at the top of the order form (special categories are available). If you do not specify a category, we will place your ad under miscellaneous or whatever section we deem most appropriate.

We cannot bill for classified ads. **PAYMENT IN FULL MUST ACCOMPANY YOUR ORDER.** We do permit repeat ads or multiple ads in the same issue, but, in all cases, full payment must accompany your order.

WHAT WE DO

The first word and company name of each ad are set in bold caps at no extra charge. No special positioning, centering, dots, extra space, etc. can be accommodated.

RATES

Our classified ad rate is \$1.75 per word. Minimum charge is \$26.25 per ad per insertion (15 words). Any words that you want set in bold are each .40 extra. Indicate bold words by underlining. Words normally written in all caps and accepted abbreviations are not charged anything additional. State abbreviations must be post office 2-letter abbreviations. A phone number is one word.

If you use a **Box** number you must include your permanent address and phone number for our files. **ADS SUBMITTED WITHOUT THIS INFORMATION WILL NOT BE ACCEPTED.**

For firms or individuals offering Commercial products or Services. **Minimum 15 Words.** 5% discount for same ad in 6 issues within one year; 10% discount for same ad in 12 issues. **Boldface** (not available as all caps), add .40 per word additional. **Entire ad in boldface**, add 20%. **Tint screen behind entire ad**, add 25%. **Tint screen plus all boldface ad**, add 45%. **Expanded type ad**, add \$2.25 per word.

General Information: A copy of your ad must be in our hands by the 13th of the fourth month preceding the date of issue (i.e. Sept issue copy must be received by May 13th). When normal closing date falls on Saturday, Sunday or Holiday, issue closes on preceding work day. Send for the classified brochure.

DEADLINES

Ads not received by our closing date will run in the next issue. For example, ads received by November 13 will appear in the March issue that is on sale January 17. **POPULAR ELECTRONICS** is published monthly. No cancellations permitted after the closing date. No copy changes can be made after we have typeset your ad. **NO REFUNDS**, advertising credit only. No phone orders.

CONTENT

All classified advertising in **POPULAR ELECTRONICS** is limited to electronics items only. All ads are subject to the publishers approval. **WE RESERVE THE RIGHT TO REJECT OR EDIT ALL ADS.**

AD RATES: \$1.75 per word, Minimum \$26.25

Send you ad payments to:

POPULAR ELECTRONICS 500 B-County Blvd, Farmingdale, NY 11735-3931

CATEGORIES

100 - Antique Electronics	270 - Computer Equipment Wanted	450 - Ham Gear Wanted	630 - Repairs-Services
130 - Audio-Video Lasers	300 - Computer Hardware	480 - Miscellaneous Electronics For Sale	660 - Satellite Equipment
160 - Business Opportunities	330 - Computer Software	510 - Miscellaneous Electronics Wanted	690 - Security
190 - Cable TV	360 - Education	540 - Music & Accessories	710 - Telephone
210 - CB-Scanners	390 - FAX	570 - Plans-Kits-Schematics	720 - Test Equipment
240 - Components	420 - Ham Gear For Sale	600 - Publications	730 - Wanted

CLASSIFIED AD COPY ORDER FORM

Place this ad in Category # _____ Special Category \$20.00 Additional _____

1 - \$26.25	2 - \$26.25	3 - \$26.25	4 - \$26.25	29 - \$50.75	30 - \$52.50	31 - \$54.25	32 - \$56.00
5 - \$26.25	6 - \$26.25	7 - \$26.25	8 - \$26.25	33 - \$57.75	34 - \$59.50	35 - \$61.25	36 - \$63.00
9 - \$26.25	10 - \$26.25	11 - \$26.25	12 - \$26.25	37 - \$64.75	38 - \$66.50	39 - \$68.25	40 - \$70.00
13 - \$26.25	14 - \$26.25	15 - \$26.25	16 - \$28.00	Total words _____ \$1.75 per word = \$ _____			
17 - \$29.75	18 - \$31.50	19 - \$33.25	20 - \$35.00	Bold Face _____ \$0.40 per word = \$ _____			
21 - \$36.75	22 - \$38.50	23 - \$40.25	24 - \$42.00	Special Heading _____ \$20.00 = \$ _____			
25 - \$43.75	26 - \$45.50	27 - \$47.25	28 - \$49.00	Other _____ = \$ _____			
Total classified ad payment \$ _____ enclosed				TOTAL COST OF AD \$ _____			

Check Mastercard Visa

Card # _____ Expiration Date ____/____/____

Signature _____

Name _____ Phone _____

Address _____ City State Zip _____

December 1995, Popular Electronics

PE MARKET CENTER CLASSIFIEDS

EDUCATION

LEARN PC Assembly Language. Disk \$5.00, Book \$18.00. ZIPFAST, Box 12238, Lexington, KY 40581-2238.

BUILDING A Robot: A Straightforward Approach. 152 pages. Fully illustrated book. \$19.95 plus \$3.00 S&H. HUMANFORM ROBOTICS, PO Box 158486, Nashville, TN 37215.

LEARN PC repair-troubleshooting, servicing. Home study. Free literature. P.C.D.I., Atlanta, Georgia. 1 (800) 362-7070 Dept. JJP341.

TODAY'S Electronics. Don't get left behind! Top home-study courses developed by U.S. Military. Free catalog. FEDERAL TECHNICAL PUBLISHERS, Box 1218, E. Glen Lake, MN 55345.

BECOME a Locksmith. Approved home study. Free career literature. P.C.D.I., Atlanta, Georgia. 1 (800) 362-7070 Dept. LKP341.

ESP Bioelectricity, microwave hearing, comprehensive booklist. \$1.00; \$2.00 foreign. RESEARCH ASSOCIATES, PO Box 3583, Boynton Beach, FL 33424-3583.

BECOME an Electrician. Approved home study. Free career literature. P.C.D.I., Atlanta, Georgia. 1 (800) 362-7070 Dept. TEP341.

KNOWLEDGE CARDS. Tables. Formulas. Fun and educational. Package \$2.00. Box 12238, Lexington, KY 40581-2238.

CB-SCANNERS

SCANNER modifications. Unlock 800 MHz cellular bands. \$8.00. SCANNER MODS, PO Box 462042, Garland, TX 75046-2042. 24hrs. rec. msg. (214) 518-9999.

COMPUTER SOFTWARE

IBM and Atari software! Free catalogs! Specify machine. LOTS BYTES, PO Box 1756, Winton, CA 95388 (209) 358-1160.

CABLE TV

"BULLET Buster." Protect your cable box against the infamous cable "bullet." The "Bullet" Buster acts as an electronic shield. Installs in-line in seconds. Don't wait until it's too late! \$19.95 + \$3.00 S&H. Visa/MC/Amex. ELECTROMAN, Box 24474, New Orleans, LA 70184. (504) 482-3017.

CABLE —safe. Guarantee cable privacy. The one way valve for your cable TV signal. Cable signals come in, but they don't go out! \$29.95, + \$3.00 S&H. Visa/MC/Amex. ELECTROMAN, Box 24474, New Orleans, LA 70184. (504) 482-3017.

CABLE unscrambled. Everything you want to know about cable, but are afraid to ask. \$10.00. Visa/MC/Amex. ELECTROMAN, Box 24474, New Orleans, LA 70184. (504) 482-3017.

"DESCRAMBLER Schematics Revealed." A powerful guide to descrambling schemes. \$10.00. Visa/MC/Amex. ELECTROMAN, Box 24474, New Orleans, LA 70184. (504) 482-3017.

UNIVERSAL descrambler. Unscramble signals using your VCR as the tuner. Works with virtually any system, this is the only one you need. Declare cable box independence! \$129.95 + \$5.00 S&H. Visa/MC/Amex. ELECTROMAN, Box 24474, New Orleans, LA 70184. (504) 482-3017.

"BASEBAND Video Explained." Discover what a Baseband Signal is and how it's constructed. Learn the advantages of doing things the "Baseband" Way. \$10.00. Visa/MC/Amex. ELECTROMAN, Box 24474, New Orleans, LA 70184. (504) 482-3017.

CABLE descramblers. Bargain headquarters, below wholesale prices. Absolutely the lowest prices! Money-back guarantee. Nobody beats us! RP ELECTRONICS, 1 (800) 304-3604.

ATTN. Cable box owners get your Bullet and ID stopper before its too late, send \$20.50 to R.R. ENTERPRISE, Box 3532, Easton, PA 18043.

T.V. notch filters, free brochure, MICROTHINC., Box 63/6025, Margate, FL 33063. (305) 752-9202.

CATV test chips as low as \$8.95 for testing converter boxes in full service modes. Jerrold, Tocom, Scientific Atlanta, Pioneer BA5XXX — BA67XX cubes clears E2—E5. MICRO MASTERS, 1 (800) 360-7654.

CABLE TV test aids. Quick install test chips from \$5.00 ea. Full test mode activation for most Jerrold, Tocom, SA, Pioneer, Zenith. Videos, tools, and new multi-mode modules available. C&C SPECIALTIES 1 (800) 452-7090.

CABLE descrambling, new secret manual. Build your own descramblers for cable and subscription TV. Instructions, schematics for SSAVI, gated sync, sinewave, some free methods. (HBO, Cinemax, Showtime, UHF, Adult) \$12.95, \$2.00 postage. CABLETRONICS, Box 30502PE, Bethesda, MD 20824.

SECRET cable descramblers! Build your own descrambler for less than \$12.00 in seven easy steps! Radio Shack parts list and free descrambling methods that cost nothing to try, included. Send \$10.00 to: INFORMATION FACTORY, PO Box 669, Seabrook, Texas 77586. For Visa/MC, CODs. (713) 922-3512 any time!

CABLE descramblers and test turn-on kits available for most makes and models. No catalog, no 800 number equals your lowest prices. Call others, then compare our prices! We pay cash for unwanted cable boxes. No Florida sales. (305) 425-0751.

DESCRAMBLE cable with simple circuit added to Radio Shack RF modulator and using VCR as tuner. Instructions \$10.00. TELCOM, PO Box 832P12, Brusly, LA 70719.

CABLE TV equipment & accessories. Wholesalers welcome! 30 day moneyback guarantee! Free catalog! PERFORMANCE ELECTRONICS, INC., 1 (800) 815-1512.

DPV7 \$225., DPV5 \$195., 8580 \$225., 8600 \$275., and many others available. All w/remotes and in full test mode. Test chips also available. DPV7 \$20., DPV5 \$15., Zenith \$20., all S/A quick boards 8570-8600 \$25.00. Min. order \$100. (312) 914-2763 or send check or money order to BATES, 5541 W. Quincy, Chicago, IL 60644. 3-day priority S + H included. No COD's.

CABLE descrambler! Build with 7 Radio Shack parts costing \$12.00. Instructions \$8.00. F.A.S.T., Box 369-EP12, Pt. Salerno, FL 34992-0369.

REVOLUTIONARY technology does all boxes - for free catalog please call MEGA 1 (800) 676-6342.

SPACE age technology. Wireless external activators for all Jerrold, Pioneer, Scientific Atlanta converters, including baseband. Get the whole picture! Guaranteed! Buy where the dealers buy. Wholesale! Call 24 hours (516) 541-3788.

MISCELLANEOUS ELECTRONICS WANTED

TOP dollar for gold plated IC's boards, electronic scrap. RON, (817) 838-3611 TX area.

INVENTORS

FREE invention package: Davison & Associates offers customized development, patenting, and licensing of new product and ideas. Proven results: 1 (800) 677-6382.

PUBLICATIONS

57 Electronic Journals. How to get free subscriptions. \$5.00. CABLETRONICS, Box 30502N, Bethesda, MD 20824.

SATELLITE EQUIPMENT

SATELLITE Radio Book and Guide. New book covers all audio services, SCPC, subcarriers, FM squared, facsimile, press services, weather services. Simple how-to-receive instructions. \$16.95 plus \$3.00 Priority Mail. UNIVERSAL ELECTRONICS, 4555 Groves Road, #12, Columbus, OH 43232. (614) 866-4605.

VIDEOCYPER II descrambling manual. Schematics, video and audio. Explains DES, EPROM, CloneMaster, Pay-per-view (HBO, Cinemax, Showtime, Adult, etc.) \$16.95, \$2.00 postage. Schematics for Videocypher II Plus, \$20.00. Schematics for Videocypher II 032, \$15.00. Software to copy and alter EPROM codes, \$25.00. VCII Plus EPROM, binary and source code, \$30.00. CABLETRONICS, Box 30502PE, Bethesda, MD 20824.

SUBSCRIBE to the North Star Gazer, your monthly satellite industry news connection. Geared at the satellite industry enthusiast & professional. Full reports on the satellite underground. \$48.00 per year U.S. Send check to: NORTH STAR, PO Box 1023, Lapeer, MI 48446 (810) 664-4022.

SURVEILLANCE
& COUNTERSURVEILLANCE Electronic Devices

Hidden Video Cameras • Electronic Kits • Voice Changers
Bug and Phone Tap Detectors • Shotgun Mics • Micro Recorders
• Vehicle Tracking • Locksmithing • AND MORE!

Extra Long Play Telephone Recorders • Silently Tapes Incoming/Outgoing Phone calls automatically... \$125.00 and up

SDY FOR CATALOG SEND \$5.00 TO...P.O. Box 337,
OUTLET Buffalo, NY 14226 (716) 691-3476 • (716) 695-8660

Satellite-TV

SAVE 40% - 60%
800-334-6455
218-739-5231 Int'l
218-739-4879 Fax

Skyvision®
1048 FRONTIER DRIVE • FERGUS FALLS, MN 56537

See full page ad in The Market Center

FREE Buyer's Guide

Volume Treble Bass Power

Custom Overlays for Prototyping / Projects.

New, low cost process for silk-screen type vinyl overlays. C-TEK will provide these overlays with switch, LED, or other component provisions either above the overlay or behind it. Will make any device more professional looking without the high cost of silkscreening. Finished product supplied with easy peel adhesive backing. 8 X 10 Sheet \$36.00 with artwork provided, any size, all colors available. Uses: Equipment Faceplates; Overlays; Prototypes; Evacuation maps; Displays; Signage; Artwork. Contact us for samples and quotes.

C-TEK P.O. Box 1413
Frisco, TX 75034 (214) 335-4964
E-Mail: 73544.2225@compuserve.com

TEK

❖ ATTENTION CABLE VIEWERS ❖

CABLE VIEWERS. . .get back to your BASIC Cable Needs

Call 800-577-8775

For information regarding all of your **BASIC** cable needs.



5 GOOD REASONS TO BUY OUR FAR SUPERIOR PRODUCT

- ❖ **PRICE**
- ❖ **EFFICIENT SALES AND SERVICE**
- ❖ **WE SPECIALIZE IN 5, 10 LOT PRICING**
- ❖ **ALL FUNCTIONS (COMPATIBLE WITH ALL MAJOR BRANDS)**
- ❖ **ANY SIZE ORDER FILLED WITH SAME DAY SHIPPING**

**BASIC
ELECTRICAL
SUPPLY &
WAREHOUSING
CORPORATION**

We handle **NEW** equipment **ONLY** - Don't trust last year's **OBSOLETE** and **UNSOLD** stock!
COMPETITIVE PRICING—DEALERS WELCOME

HOURS: Monday-Saturday 9-5 C.S.T.

It is not the intent of B.E.S.W. to defraud any pay television operator as we will not assist any company or individual in doing the same.
*Refer to sales personnel for specifications.

P.O. Box 8180 ■ Bartlett, IL 60103 ■ 800-577-8775

Smart Battery Charger



JUN 87 QST

BY WARREN DION N1BBH

FOR GEL CELLS or LEAD ACID BATTERIES.
Features: Precision temperature tracking voltage reference & three mode charging sequence. Standard kit is for 12V @ 1/2 or 1 Amp, user selectable. Can be connected to the battery indefinitely, will not overcharge. Weighs 2 pounds and measures 4" W x 5 1/2" D x 2 1/2" H. Finished enclosure included in kit.


Complete Kit Only \$59.95
Assembled & Tested \$79.95

CA Residents add 7.75% sales tax. S&H: \$5.00 (insured). Foreign orders add 20%. For more info or price list, send legal size SASE (52¢) to:

A&A Engineering
2521 W. La Palma #K • Anaheim, CA 92801
(714) 952-2114 • FAX: (714) 952-3280

IMPROVE YOUR IMAGE!

WITH OUR VIDEO STABILIZERS



SUPER VHS MODEL AVAILABLE!

The clearest picture possible playing back movies. **GUARANTEE** to eliminate copy protection.

- No Rolls/Jitters/Flickers/Fading
- Works on all TV's, VCR's Beta & Cable
- Gold Video Connectors & Cables Included
- 2 Year Warranty
- Money Back Guarantee



VISION ELECTRONICS

1-800-562-2252

2125 S. 156TH CIRCLE • OMAHA, NE 68130

Parts Express™

Parts Express is proud to announce that we now stock the NTE line of replacement semiconductors. NTE has been

supplying the electronics industry with top notch replacement parts for over 15 years. All NTE products meet or exceed industry specifications and offer an exclusive 2 year manufacturer warranty.

We also offer a complete line of parts for the service repair industry. Test equipment, loudspeakers, video and audio heads, magnetrons, belts, idler assemblies, tools, soldering equipment, just to name some of the 12,000 items we stock. Ask about our new dealer program for resellers. Call toll free for a copy of our **FREE 212** page catalog. Source Code: POM

CALL TOLL FREE 1-800-338-0531

Parts Express 340 E First St, Dayton, Ohio 45402-1257
Phone: 513-222-0173 Fax: 513-222-4644

CIRCLE 148 ON FREE INFORMATION CARD

Nabi's Technical Acronym Reference Book

For Electronics, Electrical Engineering, Computer Science, Data Communications, HAM Radio, and others

Nabi's Technical Acronym Reference Book is a compilation of 2,000 acronyms for Electronics, Electrical Engineering, Computer Science, Data Communications, HAM Radio and others. You do not have to second-guess those acronyms or abbreviations any more.

Now, you can get your own copy of the *Nabi's Acronym Reference Book* for only US \$11.98 (includes S&H) in US and Canada.

Send money order or your check of (US) \$11.89 to:

Nabi's Byte P.O. Box 5006 Salem, OR 97304

Allow 8-10 weeks for delivery

TOP SECRET

CONSUMERTRONICS
2011 Crescent Dr., P.O. Drawer 537
Alamogordo, NM 88310

Voice: (505) 439-1776, 439-8551;
8AM - 7PM MST, Mon - Sat

Fax: (505) 434-0234, 434-1778 (orders
only; if you get voice, enter #11 #11 any time); 24-hr

Free Tech Support (relates directly to your
order or prospective order): Tues. and Thurs. only.

10% OFF on orders \$100+ - 15% OFF over \$200 + Add \$5
total SH (US, Canada). All items in stock, VISA, MC card OK.
No CODs or "bill me's". New Catalog (200+ offers) \$2 w/
order, \$5 w/ (check or MO) NO dealers. Since 1971. As
seen on CBS "60 Minutes," Forbes, etc. By John Williams
- former Lockheed Senior Engineer, NMSU CS Professor,
DOD Electronic Weapons Engineer, NIH Health Physicist.
Wanted: MAC file, PC486, better - buy, trade.

*All software supports all IBM-PC com-
patible x86 systems (8086 - Pentium)

OFF-THE-SHELF HARDWARE

Van Eck Systems ♦ Data Card Reader/Writers
♦ ATM2 ♦ RF-EM-Radar/Ultrasonic/IR Detectors/Recal-
culators/Xmitters/Jammers/Blasters ♦ Security/Surveillance
♦ EM Lab/Weaponry/Countermeasures ♦ Neuro-
phone/Rife/Hieronymus Resonant Crystal Radionics
♦ Voice Disguisers ♦ Phone Color Boxes ♦ DTMF De-
coders ♦ Lineman's Handsets ♦ Bug & Tap Detector/
Blasters ♦ Carjack/Kidnap Follower ♦ Hearing Assistant
♦ Shriek Module ♦ TENS ♦ 6th Sense Communicator ♦
Subliminal Mixer/Amp ♦ Levitator ♦ Vortex Generator
♦ Noise Cancelling System ♦ Ultrasensitive Sound/
Light/RF/EMF Detectors ♦ Electronic Dowsers ♦ Laser
♦ Bacteria Detection Kit - more! See our New Catalog!

SPECIAL PROJECTS

We design/build/repair/modify/maintain/consult on
all types of system/process/project - electrical/electronic/
phone/computer/mechanical/optical/automotive for busi-
ness/personal/invention need. Confidentiality guaranteed.
Describe and include \$30 pre-engineering fee (does not
obligate you). Time and cost estimates in 7-10 days.

THE HACKER FILES

Compilation of 100s of the best articles written (in
ASCII) by top hackers & phreakers. Covers every major
topic in hackerdom! 3 HD Disks* \$59.

COMPUTER PHREAKING

Describes in detail how computers penetrate each other,
and how VIRUSES, TROJAN HORSES, WORMS, etc are
implemented. Dozens of computer crime and abuse
methods and countermeasures. Includes disk filled with
hacker text files and utilities, and the legendary FLU-
SHOT+ protection system (Ed. Chelco, PC Magazine).
BBS advice, password defaults, glossary - much more!
Manual + Disks* \$39.

Beyond VAN ECK PHREAKING

Livesdropping on TV and computer video signals using
an ordinary TV described in detail. Includes security in-
dustry reports. Range up to 1 KM. Plans include both
the Consumertronics and the original Top Secret Van
Eck design! \$29.

CELLPHONE MODS

See our Catalog for our infamous cellphone modifica-
tion guide (\$69) - detailed, comprehensive, covers all
makes - 10 times more info than competitor's "guide".
(Do Special Projects above) for up-to-date hardware/
software.

VOICE MAIL HACKING

How Voice Mail Box (VMB) systems are used and the
specific ways they are hacked. Includes ASPEN, MES-
SAGE CENTER, BIX, GENESIS, EZ, SYDNEY, PHONE
MAIL, AUDIX, CINDY, CENTAGRAM, SPERRY LINK,
RSVP, etc. Absolutely required for all users, sysops and
security personnell \$29.

PBX HACKING

1,000s of PBXs are hacked to the tune of \$ billions/yr!
While "VOICE MAIL HACKING" details how VMSs are
hacked for "phun" and profit - including VMS methods
for hacking PBXs themselves - "PBX HACKING" ad-
dresses ALL issues relating to PBX hacking, including
countermeasures! Can your business or agency afford a
\$90,000 phone fraud loss (the average loss due to
hacked PBXs)? As described in Forbes Magazine. \$29

PHREAKING CALLER ID & ANI

Details on how they work and dozens of effective ways
of defeating Caller ID, ANI, #69, #57, and Call Blocking
and #67. Also describes Caller ID, Orange, Belge,
Cheese and CF Boxes, ESS, SS7, E-911, various
CLASS services, CWA, NON PUB DA, CAMA, DNR,
800-ECR, Diversort, Extenders, Centrex - more. \$29.

Beyond PHONE COLOR BOXES

Dozens phone color boxes described - many circuits
Plus Call Forwarding, Conferencing, Phreak History,
Glossary, Diverters, Extenders, Loops, REMOBS,
Bridging Heads & Cans, Opticom, 3rd Party and many
other non-box methods - more. \$39.

ROBOFONE AUTODIALER

Powerful, versatile, menu-driven "Wargames" auto-
dialer lets you dial any quantity (up to 10K) or mix of local
long distance numbers in any order, over any length of
time, whether busy or answered (your choice) and log
the times, commands and results to monitor, printer
and/or disk. Quick-dial directory of up to 600 numbers.
BUSY redial options. Direct modem command and con-
trol. All Result Codes, including VOICE and RINGING.
Optional shell to terminal program upon CONNECT. Exit
to menu or DOS (for batching). Manual + Disk* \$29.

Sold for educational purposes only

STOPPING POWER METERS

As reported on CBS "60 Minutes": How certain de-
vices can slow down - even stop - wathour meters -
while loads draw full power! Device simply plugs into
one outlet and normal loads into other outlets. Also de-
scribes meter creep, overload droop, etc. Plans \$29.
I.Q. MANUAL: External magnetic ways (applied to
the meter itself) to slow down and stop wathour meters
while drawing full loads. Plans. \$19. KW-HR
METERS: How wathour meters work, calibration,
error modes (many), ANSI Standards, etc. Demand and
Polyphase Meters. Experimental results to slow and
stop meters by others. \$19. Any 2, \$38. All 3, \$59.

AUTOMATIC TELLER MACHINES

ATM crimes, abuses, vulnerabilities and defeats ex-
posed! 100+ methods detailed, include: Physical, Reg.
E, cipher, PIN compromise, card counterfeiting, mag-
netic stripe, false front, TEMPEST, Van Eck, tapping,
spoofing, inside job, super-cool, vibration, pulse, high
voltage - others. Case histories, law, countermeasures,
detailed security checklist, labeled internal photos, fig-
ures. ATMs contain up to \$250,000 in cash! Recent
\$350,000 ATM crime spree still unsolved! \$39.

CREDIT CARD SCAMS

Cardholders, merchants, banks suffer \$ Billions in
losses annually because of credit card fraud. Describes
every known means of credit card fraud and scams.
Protect yourself! \$29.

CONS. SCAMS & SWINDLES

Cons & scams and related swindles fleece Americans of
\$10+ Billion per year! The most comprehensive sur-
vival manual on cons & scams of all kinds - from the
classic to hi-tech. Details on 100s and their many varia-
tions, and countermeasures. Protect yourself! \$39.

STEALTH TECHNOLOGY

Police radar is fascinating! It also has error rates of 10-
20%! Every known error mode - stealth method and ma-
terial used to minimize radar reflections - tactic and
strategy to fight unjust radar tickets (that cost you
\$100s in insurance and risk cancellation) - methods to
detect and jam signals - fully described! \$29.

SECRET & SURVIVAL RADIO

Optimum survival and security radio equipment, meth-
ods, freq allocations and voice/data scrambling/encod-
ing. Includes small receivers/transmitters, telemetry, an-
tenna optimizations, remote monitoring and control, se-
curity, surveillance, and ultrasonic, fiber-optic and in-
frared commo. 70+ circuit plans, tables. \$29.

HIGH VOLTAGE DEVICES

HV devices plans: Stun Gun, Taser, Prod, Cane,
Flasher, Blaster, Zapper, Audio/RF Radar Jammer,
Jacob's Ladder, Plasma & Van de Graaf Gen., Fence
Charger, Geiger Counter, Ozone Gun, Fish Stunner,
Plant Stim., Kirlian, more! All plans for only \$29.

UNDER ATTACK!

Electromagnetic Interference and Electronic Weapon
Attacks cause: Cancer, birth defects, and profound psy-
chological, neurological, cardiovascular and immune
system disorders! Destructive to people, animals, plants,
equipment! Includes ACTUAL CASES OF EM ATTACKS
(we investigated!) Includes how to verify and pinpoint
EMI and electronic attack sources, and specific counter-
measures. \$29. EM BRAINBLASTER: Tutorial
and plans for powerful ELECTROMAGNETIC WEAPONS
and LAB DEVICES. Optimum circuits, freqs, waveforms,
duty cycles, intensities. Thorough. \$28. Both \$49.

RADIONICS MANUAL

Exciting electrical, electronic, electromagnetic thera-
peutic, diagnostic & preventive devices (mostly experimen-
tal). History, descriptions, plans (dozens), availabilities
of Radionics Devices from early to modern. While drugs
cost \$ Hundreds, electricity costs pennies! \$29. HEAL
YOURSELF! Plans for 3 major electronic therapeutic
devices of types approved by FDA. \$19. Both \$39.

CRYPTANALYSIS TECHNIQUES

Five powerful menu-driven crypto programs (in COM and
BAS source code) to analyze, decrypt "secure" ci-
pher texts. Worked-out examples. Recommended by pres-
igious "Computers & Security" Manual + Disk* \$29.

By an ORDER of the MAGNITUDE

The most comprehensive, hard-hitting hi-tech sur-
vival book ever written! Topics include electronics,
computers, energy, weapons, concealment, revenge,
alarms, etc to survive today's dangerous world. We all
face increasingly financially and physically brutal times!
Field-expedient use of technology in various threat and
conflict environments and scenarios. \$49.

ROCKET'S RED GLARE

How to design and build solid-propellant amateur and
survival rockets. Emphasis on formulation, manufacture,
installation of propellants, motors, igniters, etc. Includes
list of commonly available materials and the design of
launch pads and test beds and their electronics. \$29.
FIREWORKS: How firecrackers (M-80s, blockbuster,
cherry bombs), small rockets, volcanos, fountains,
sparklers and safety fuses are made and colored.
Simple, cheap, common ingredients. \$9. Both \$36.

SAVVY DRIVING

Detailed, comprehensive manual describes 100+ tactical
and strategic driving tips. Includes how to avoid and
evade criminals, avoid and evade head-on collisions and
other accidents, properly react to accidents, emergen-
cies and police pullovers, avoid tickets, minimize insur-
ance premiums and loss risk, prepare for trips and op-
timize routes and long-distance driving, optimize
parking, more. For all drivers - beginners to pros. \$29.

ULTIMATE SUCCESS MANUAL

Underpaid, overworked, harassed or abused? Victim of
office politics? Stuck in a dead-end job? Can't find a
good job? Expect to be laid off, fired or transferred soon?
The ultimate no-holds-barred, looking-after-#1 Machiav-
ellian techniques to find, obtain, optimize and keep top
jobs, pay and benefits. THE RULES OF THE GAME FOR
A GAME WITHOUT RULES! From resume to CEO. \$29.



CABLE TV Converters & Descramblers

Compatible with
**Jerrold, Scientific Atlanta,
Pioneer, Oak, & Hamlin
Equipment**


BRAND NEW!
6-MONTH GUARANTEE
LOWEST PRICES

Volume Control & Parental Lockout Available

Greenleaf Electronics
1-800-742-2567
NO ILLINOIS SALES

It is not the intent of Greenleaf Electronics to defraud any pay television operator
and we will not assist any company or individual in doing the same.

Learn MICROCONTROLLERS EMBEDDED SYSTEMS and PROGRAMMING with the New AES-10



The AES-10... a complete learning system, a complete embedded control system. Extensive manuals guide you through your 8051 development project. Assembly, BASIC, and C programmable. All hardware details, complete schematics. Learn to program the LCD, keypad, digital and analog I/Os. The entire board is software reconfigurable for your applications. Everything you need, nothing extra required.

- 80C32 Computer/Microcontroller board with:**
- 32K Byte ROM, 32K Byte RAM • 2 by 16 Liquid Crystal Display • 4 by 5 Keypad • Two serial ports • 5 interrupt sources • 3 timers • A/D, D/A, PWM and digital I/O • Built in Logic Probe • Power supply (can also be battery operated) • Extended Intel BASIC and AES Monitor in ROM • RS-232 cable to connect to PC for programming • 8051/52 DOS Cross Assembler • Program disks with well documented examples • User's Manual, Language Manual, and Text (over 400 pages).

AES-10 \$285 Complete Money Back Guarantee Free Info Pack, M/C Visa 714 - 550-8094 Fax 714 - 550-9941



CALL 1 - 800 - 730-3232

970 W. 17th St., Santa Ana, California, 92706 USA

ADVERTISING INDEX

POPULAR ELECTRONICS magazine does not assume any responsibility for errors that may appear in the index below.

Free Information No.	Page	—	ISCET	Page	
—	A&A Engineering	131	166	Jensen Tools	117
25	Ace Communications	120	—	KDE Electronics	110
163	Advantage Instruments	97	—	Learn, Inc.	7
26	Alfa Electronics	114	—	Lindsay Publications	127
28	All Electronics	109	—	M&G Electronics	117
—	Allen Engineering	132	165	MCM Electronics	107
—	Allison Technology	124	—	MD Electronics	99, 123
—	Allstar Electronics	115	—	McGraw-Hill	31
27	Alltronics	112	—	Mega Electronics	126
140	AMC Sales	126	149	Mendelsohn's	123
—	Andromeda Research	118	175	MicroCode Engineering	5
—	Antique Radio Classified	71	—	Ming Engineering	108
—	Basic Electrical Supply	131	—	Modern Electronics	126
30	Bel Merit	102	—	Mondo-tronics	127
—	Black Feather	117	13	Mouser Electronics	33
—	C&C Electronics	127	—	Multi-Vision	79
—	C&C Specialties	126	—	Nabi's Byte	131
—	C&L Electronics	110	—	NRI Schools	27
132	C&S Sales	104	43	Optoelectronics	CV4
—	Circuit Specialties	103	—	Orion Electronics	127
—	CLAGGK, Inc.	68, 79, 81, 90	176	Parallax	CV3
—	Cleveland Inst. of Electronics	37	148	Parts Express	131
—	Command Productions	125	164	Phillips Tech	118
174	Communciations Elect., Inc.	134	47	Prairie Digital Inc.	124
—	Comtrad Industries	8, 13, 17	—	Precision Awareness Pub.	118
—	Consumertronics	132	46	Print	113
154	Contact East	127	130	Print	122
—	Copyright Clearance Center	34	—	Progressive Concepts	115
—	CTek	130	—	Protech Dist. Inc.	33
—	Cybermation	120	—	Rose Research	127
167	Dalbani	111	—	The School of VCR Repair	71
—	Design Computation	120	—	Self-Reliance Co. Inc.	122
—	EDE Spy Outlet	130	—	Sescom Inc.	119
—	Electronic Equipment Bank	116	—	Seymour Radix	127
137	Electronic Rainbow	96	—	Sheffield Electronics	126
—	Electronics Tech. Today	89, 95	—	Show Time	119
—	Firestik II	71	—	Silicon Valley Surplus	115
172	Foley-Belsaw Institute	71	—	Skyline	115
—	Forest Electronics	125	—	Skyvision Inc.	121, 130
—	Fotronic Corporation	98	—	Software Science	115
—	Gateway Products	107	—	Tab Books	63
—	General Device Instruments	126	168	Tech Serv	124
—	Get-Tech Inc.	119	136	UCANDO Videos	122
—	Grantham College of Engineering	3	—	Universal Electronics Inc.	125
—	Great Southern Security	123	—	US Cyberlab	128
—	Greenleaf Electronics Inc.	132	—	Vector-Vid	115
—	Halcyon Group	110	—	Vision Electronics	131
—	Home Automation Systems	118	—	Visual Communications	115
—	Howard Electronics	126	—	Weeder Technologies	118
—	I.E.C.	123	—	Weka Publishing	100
—	Information Unlimited	106	—	World College (Div. of C.I.E.)	73
173	Interactive Image Technologies	CV2	—	WPT Publications	115
—	Intronics	123	134	Xandi Electronics	113

ADVERTISING SALES OFFICE

Gernsback Publications, Inc.
500 Bi-County Blvd.
Farmingdale, NY 11735-3931
1-(516) 293-3000

Larry Steckler, EHF/CET
President

Christina Estrada
Assistant to the President

For Advertising ONLY
1-516-293-3000
Fax 1-516-293-3115

Larry Steckler
publisher

Arline Fishman
advertising director

Denise Mullen
advertising assistant

Adria Coren
credit manager

**Subscription/
Customer Service/
Order Entry**
1-800-827-0383
7:30 AM - 8:30 PM EST

ADVERTISING SALES OFFICES EAST/SOUTHEAST

Stanley Levitan
Eastern Sales
1 Overlook Ave.
Great Neck, NY 11021-3750
1-516-487-9357, 1-516-293-3000
Fax 1-516-487-8402

MIDWEST/Texas/Arkansas/ Oklahoma, Colorado, Arizona

Ralph Bergen
Midwest Sales
One Northfield Plaza, Suite 300
Northfield, IL 60093-1214
1-708-446-1444
Fax 1-708-559-0562

PACIFIC COAST/Mountain States

Anita Bartman
Hutch Looney & Assoc., Inc.
6310 San Vicente Blvd.
Suite 360
Los Angeles, CA 90048-5426
1-213-931-3444
Fax 1-213-931-7309

December 1995, Popular Electron...

Scanners/CB/Weather Stations

New Scanner Products Available

Now it's easy to purchase communications, emergency management supplies, weather forecasting equipment and more directly from Communications Electronics Inc. Your free fax-on-demand catalog including unadvertised specials is instantly available by calling 313-663-8888 from your fax machine.

Bearcat Scanners

Monitor police, fire, marine, aircraft, emergency medical transmissions and more with a Bearcat scanner.

Bearcat 9000XLT-U base/mobile	\$369.95
Bearcat 3000XLT-U handheld	\$344.95
Bearcat 890XLT-U base/mobile/weather alert	\$227.95
Bearcat 860XLT-U 100 channel base	\$154.95
Bearcat 760XLT-U base/mobile	\$189.95
Bearcat 700A-U information mobile	\$144.95
Bearcat 560XLA-U base/mobile	\$76.95
Bearcat 220XLT-U handheld/SPECIAL	\$207.95
Bearcat 178XLT-U base with weather alert	\$124.95
Sportcat 150-U handheld with 800 MHz	\$158.95
Bearcat 148XLT-U base with weather alert	\$83.95
Bearcat 120XLT-U handheld	\$129.95
Bearcat 80XLT-U handheld with 800 MHz	\$144.95
Bearcat BC17-U information mobile	\$168.95

Weather Stations

Now you can be your own weather reporter with the Davis Weather Monitor II. Our top-of-the-line weather station combines the most advanced weather monitoring technologies available into one incredible package. Glance at the display, and see wind direction and wind speed on the compass rose. Check the barometric trend arrow to see if the pressure is rising or falling. Push a button, and read indoor and outdoor temperature, wind chill, humidity and barometric pressure. Our package deal includes the new ultra high resolution 1/100 inch rain collector part #7852-U, and the external temperature/humidity sensor, part #7859-U. The package deal is order #DAV1-U for \$479.95 plus \$15.00 shipping. If you have a personal computer, when you order the optional Weatherlink computer software for \$139.95, you'll have a powerful computerized weather station at an incredible price. For the IBM PC or equivalent order part #7862-U. Apple Mac Plus or higher including PowerBook, order part number 7866-U.

The Weather Monitor II (7440) comes complete with anemometer with 40 feet of cable, external temperature sensor with 25 feet of cable, junction box with 8 feet of cable, AC-power adapter, detailed instruction booklet and one year limited factory warranty.



Davis Weather Monitor II 7440-U	\$334.95
Davis Weather Wizard III 7425-U	\$154.95
Davis Perception II Indoor Stand alone weather monitor 7400-U	\$124.95
Davis Remote Display Unit 7815-U	\$84.95
Davis Rain Collector II 0.01" 7852-U	\$59.95
Davis Rain Collector III 0.2 mm 7852METRIC-U	\$59.95
Davis Rain Gauge Stand-alone 0.01" 7520-U	\$79.95
External Temperature/Humidity Sensor 7859-U	\$99.95
Davis Anemometer Mast Mount 7890-U	\$115.95
Weatherlink Software for IBM PC/Version 3.0 7862-U	\$139.95
Weatherlink Software for Apple/Version 3.0 7866-U	\$139.95
Inductor 40" (12.2 m) extension cable 7876-U	\$17.95
Inductor 50" (12.2 m) extension cable 7878-U	\$21.95
Inductor 25' (7.6 m) junction box cable 7881-U	\$14.95
Inductor 50' (15.2 m) junction box cable 7882-U	\$24.95
Inductor 100' (30.5 m) junction box cable 7882-U	\$44.95
Inductor 25-Uin for communications port 7870-U	\$9.95
VV Lighter Power Cord 7873-U	\$9.95
modem for Weatherlink MEXT-U	\$29.95
Her card - Call 313-994-9000 for demo IT1-U	\$474.95
Language disks: Française, Deutsche, Italiana, Española 7863-U	\$24.95
or Hygrometer & Thermometer, Clock/Calendar BA88-U	\$89.95
Thermometer/Barometer & Hygrometer by OSI BA213-U	\$79.95
transparent calendar & clock display by OSI TC188-U	\$19.95
AM/FM clock radio by Oregon Scientific CR388-U	\$39.95
clock radio with Jumbo Display by OSI JB880EX-U	\$24.95



Bearcat® 9000XLT-U Radio Scanner

Mfg. suggested list price \$769.95/CE Special \$369.95
500 Channels • 20 banks • Alpha numeric display
Turbo Scan • VFO Control • 10 Priority channels
Auto Store • Auto Recording • Reception counter
Frequency step resolution 5, 12.5 & 25 KHz.
Size: 10-1/2" Wide x 7-1/2" Deep x 3-3/8" High

Frequency Coverage:

25,000-549,995 MHz., 760,000-823,995 MHz.,
849,0125-868,995 MHz., 894,0125-1,300,000 MHz.

The Bearcat 9000XLT gives you pure scanning satisfaction with amazing features like TurboSearch™ to search VHF channels at 300 steps per second. This base and mobile scanner is ideal for surveillance professionals because it has a selectable attenuator to help eliminate annoying intermodulation from adjacent frequencies in highly populated areas and selectable AM, Wide FM and Narrow FM modes that allow you to change the default receiving mode of the BC9000XLT. Other features include **Auto Store** - Automatically stores all active frequencies within the specified bank(s). **Auto Recording** - This feature lets you record channel activity from the scanner onto a tape recorder. **Hi-Cut filter** to help eliminate unwanted static noise. You can even get an optional **CTCSS Tone Board** (Continuous Tone Control Squelch System) which allows the squelch to be broken during scanning only when a correct CTCSS tone is received. For maximum scanning enjoyment, order the following optional accessories: **PS001 Cigarette lighter power cord** for temporary operation from your vehicle's cigarette lighter \$14.95; **PS002 DC power cord** - enables permanent operation from your vehicle's fuse box \$14.95; **MB001 Mobile mounting bracket** \$14.95; **BC005 CTCSS Tone Board** \$54.95; **EX711 External speaker** with mounting bracket & 10 feet of cable with plug attached \$19.95. The BC9000XLT comes with AC adapter, telescopic antenna, owner's manual and one year limited warranty from Uniden.

CB/GMRS Radios



The Maxon GMRS 210+3 transceiver is a PLL synthesized 10 channel radio on General Mobile Radio Service frequencies. It's the ideal radio for long range communications. Two repeater channels are programmable and one channel (462.675 MHz.) is set aside for emergency and safety communications. The seven remaining interstitial frequencies 462.5625, 462.5875, 462.6125, 462.6375, 462.6625 and 462.7125 MHz are all-purpose GMRS radio channels. 2 watts of RF power for exceptional transmitting range. Up to 5 watts when used with the supplied 12 volt vehicular DC power cord. CTCSS built-in. Includes 450mAh Ni-cad rechargeable battery pack, AC/DC wall battery charger, owner's manual, FCC license application, belt clip, antenna. Call 1-800-USA-SCAN to order.

Maxon GMRS210+3 U GMRS transceiver \$188.95

SPECIAL Buy 2 or more GMR210+3 at \$174.95 each

WTA3DT-U Ni-cad battery charger for WTA6GN4 & WTA6GN2	\$58.95
WTA6GN4-U Ni-cad pack gives 4 watts power with 210+3	\$55.95
WTA6GN2-U Ni-cad pack gives 2 watts power with 210+3	\$29.95
WTA6GA-U Alkaline battery case - requires 6 AA batteries	\$9.95
WTA8GA-U Carrying case for Maxon GMR210+3	\$29.95
WTA10G-U Speaker/microphone for Maxon GMR210+3	\$18.95
WTA13G-U Push-to-talk mini-VOX headset for GMR210+3	\$47.95
WTA14-U Antenna adaptor/screw-in male to BNC connector	\$9.95
ANT4GM-U 1/4 wave UHF magnetic mount mobile antenna	\$29.95
Cobra 21010GTX-U SSB base with weather alert \$379.95	
Cobra 148FGTLX-U CB with frequency counter	\$209.95
Cobra 29LTDWX-U CB with weather alert	\$114.95
Cobra HH40-U CB 40 channel handheld transceiver	\$99.95
Ranger RC12950-U 25 watt 10 meter transceiver	\$239.95
Uniden GMR100-U GMRS handheld transceiver	\$144.95
Uniden WASHINGTON-U SSB CB Base (1 \$25.00 shipping)	\$199.95
Uniden GRANTXLX-U SSB CB Mobile	\$139.95
Uniden PRO538W-U CB & Weather	\$59.95



VHF Transceiver

RELM® WHS150-U Transceiver/SPECIAL

Mfg. suggested list price \$481.67/CE price \$299.95
Police and fire departments depend on the RELM WHS150 transceiver for direct two-way communications with their police, fire department, civil defense agency or ham radio repeater. The WHS150 is our most popular programmable five watt, 16 channel handheld transceiver that has built-in CTCSS, which may be programmed for any 39 standard RTA tones. Frequency range 148,000 to 174,000 MHz. Will also work 144,000-148,000 with slightly reduced performance. The full function, DTMF compatible keypad also allows for DTMF Encode/Decode and programmable ANI. Weighing only 15.5 oz., it features dealer programmable synthesized frequencies either simplex or half duplex in both 5.0 and 6.25 KHz. increments. Other features include scan list, priority channel, selectable scan delay, selectable 5 watt/1 watt power levels, liquid crystal display, time-out timer and much more. When you order the WHS150 from Communications Electronics Inc., you'll get a complete package deal including antenna, battery, belt clip and user operating instructions. Other accessories are available. A leather carrying case with swivel belt loop part #LCWHS is \$49.95; rapid charge battery charger, part #BCWHS is \$69.95; speaker/microphone, part #SMWHS is \$54.95; extra ni-cad battery pack, part #BP007 is \$59.95. The radio technician maintaining your radio system must order programming instructions part #PI150 for \$18.00 to activate this radio. FCC license required for United States operation.

Other neat stuff

PHS000-U Waher 500VA/340 Watt computer uninterruptible power supply \$159.95	
WB70-U weather radio with National Weather Service storm alert	\$29.95
WX-U USA Today The Weather Book, Guide to USA weather by Jack Williams \$15.95	
PSUN-U Partly Sunny, Weather Junkie's Guide to Weather by Alan Fields	\$11.95
Grundig Yacht Boy 400-U digital portable shortwave - 40 memory	\$179.95
Grundig Yacht Boy 230-U portable shortwave receiver	\$109.95
Sangean AT5800-U portable 20 memory shortwave receiver	\$69.95
Sangean AT5803A-U portable shortwave w/AC adapter - 9 memory	\$129.95
Sangean AT5806-U portable 45 memory shortwave receiver	\$129.95
Uniden EX9200-U 900 MHz. 1 or 2 line spread spectrum cordless phone	\$289.95
Uniden EX9100-U 900 MHz. 1 line cordless spread spectrum telephone	\$224.95
Uniden EX990-U 900 MHz. 1 line cordless analog telephone	\$149.95
Bogen FR31104-Digital FAX Friday Fax-on-Demand & answering system	\$399.95
Bogen FR3020-U memory module for Fax Friday; up to 36 minutes	\$99.95
Bogen FR0018-U Digital two-line voice mail & answering machine	\$279.95
FANS P161-U 60 name/number caller ID, unwanted call blocker, paging	\$79.95
SNI ID200-U Bouncer name/number caller ID, call reject, forward	\$89.95
ICOM GP224-U handheld global positioning system (GPS)	\$439.95
RELM WHS150-U VHF handheld 5 watt, 16 channel transceiver	\$299.95
RELM RH256NB-U VHF 25 watt, 16 channel synthesized transceiver	\$289.95
Ranger RC12950-U 25 watt 10 meter ham radio transceiver	\$239.95
Cobra RD1725W-U Safety Alert & Super Wideband Laser/Radar receiver	\$139.95
Uniden LRD6395SW-U Super Wideband Laser/Radar receiver; VGT protection \$99.95	
ANTX-U VHF scanner/VHF transmitting antenna PL259 connector	\$29.95
ANTMBNC-U magnet mount scanner antenna w/ BNC connector	\$29.95
ANTMMOT-U magnet mount scan antenna w/Motorola plug	\$29.95
ANTMPL-U magnet mount scan antenna with PL259 connector	\$29.95
ANTSBNC-U glass mount scanner antenna with BNC connector	\$29.95
ANTSGMOT-U glass mount scanner antenna with Motorola jack	\$29.95

Buy with confidence

It's easy to order from us. Mail orders to: Communications Electronics Inc., P.O. Box 1045, Ann Arbor, Michigan 48106 U.S.A. Add \$15.00 per radio product or weather station for U.P.S. ground shipping and handling in the continental U.S.A. unless otherwise stated. Add \$10.00 shipping for all accessories and publications. Add \$10.00 shipping per antenna. For Canada, Puerto Rico, Hawaii, Alaska, Guam, P.O. Box, or APO/FPO delivery, shipping charges are two times continental U.S. rates. Michigan residents add state sales tax. No COD's. Satisfaction guaranteed or return item in 31 days for refund, less shipping. 10% surcharge for net 10 billing to qualified accounts. All sales are subject to availability, acceptance and verification. Prices, terms and specifications are subject to change without notice. We welcome your Discover, Visa, American Express or MasterCard. Call anytime 1-800-USA-SCAN or 800-872-7226 to order toll-free. Call 313-996-8888 if outside the U.S.A. FAX anytime, dial 313-663-8888. For technical assistance, call our technical support hotline for \$2.00 per minute at 1-900-555-SCAN. Dealer and international inquiries invited. Dial 313-663-8888 for fax-on-demand info. Price schedule effective 10/15/95 AD #101595U Copyright © 1995 Communications Electronics Inc.

For credit card orders call
1-800-USA-SCAN

COMMUNICATIONS ELECTRONICS INC.
Emergency Operations Center
P.O. Box 1045, Ann Arbor, Michigan 48106-1045 U.S.A.
For information call 313-996-8888 or FAX 313-663-8888

BASIC STAMP® II

BASIC-programmable computer in a 24-pin DIP

The BASIC Stamp II is a complete BASIC-programmable computer in a 24-pin DIP package. It has 16 I/O lines, which can be used for a variety of digital and analog purposes. The Stamp's BASIC language includes familiar instructions, such as FOR...NEXT, IF...THEN, and GOTO, as well as special instructions for TMF tone generation, X-10 powerline control, tachometer applications, and serial communications (up to 50k baud!).

The BASIC Stamp Programming Package contains everything you need to program BASIC Stamp modules using your PC. The package includes our editor software, programming cables, manuals, application notes, and free technical support. The package is available for \$99; Stamps must be purchased separately.



BS-2-IC Module
(FaxBack #6002)

X10OUT


Generates X-10 powerline control signals using two I/O pins and an inexpensive TTL-to-AC interface module (X-10 part #PL513 or #TW523). Signals are received by small modules that control lights and appliances. Receiver modules are available from Parallax, Radio Shack, and other convenient sources.

74HC595

OUT1	1	16	VCC
OUT2	2	15	OUT0
OUT3	3	14	SERIN
OUT4	4	13	OE
OUT5	5	12	RCLK
OUT6	6	11	SCLK
OUT7	7	10	SCLR
GND	8	9	OUT7

SHIFTOUT

Uses two I/O pins to control common serial-to-parallel shift registers.



COUNT

Counts cycles on a pin. Makes tachometer applications simple.



DTMFOUT

Generates DTMF tones with just one I/O pin, two capacitors, and a speaker. Another related instruction, **FREQOUT**, generates one or two tones simultaneously. Each tone is programmable in 1-Hz increments from 0-Hz to 32767-Hz.

** Carrier board provides battery clips, prototyping area, reset button, and programming connector.*

Attention Sacramento-area computer nerds: we're looking for 1 or 2 customer tech helpers. A perfect set of abilities would include digital logic, PIC assembly language, and BASIC. If you're a fellow nerd and you're interested, please call

BASIC Stamp II Module (BS2-IC)

16 general-purpose I/O lines
2048-byte program space (600 instructions)
20-MHz clock (50k baud serial, etc.)
\$49, \$69 with optional carrier board *



If you have an interesting Stamp application, please consider sending us a photo for placement in this box. You can be in the photo, if you like, or just your project. We'll show the photo and a brief sentence or two describing it. If your photo is used, you'll receive free Parallax products, as well as a month or two of fame.



3805 Atherton Road, #102 • Rocklin, CA 95765 • USA • (916) 624-8333 • Fax: 624-8003 • FaxBack: 624-1869 • BBS: 624-7101
E-mail: info@parallaxinc.com • Ftp: ftp.parallaxinc.com • World-wide-web: http://www.parallaxinc.com

Australia +61 3 720 5344 (PIC tools), +61 67 722 777 (Stamps) • Austria +49 241 15 4071 • Belgium +32 41 77 51 51 • Brazil +55 11 453 5588 • Canada (514) 336-9426 • Czech Republic +42 49 5813 252 • France +33 20 52 98 52
Germany +49 241 15 4071 • Greece +30 1 902 0115 • Hong Kong +852 2720 0255 • Hungary +36 1163 2879 • India +91 422 232 561 • Israel +972 3 498 543 • Japan +81 3 3251 1779 • Netherlands +31 1803 17666 • Poland +48 34 648 882 • South Africa +27 11 907 8475 • South Korea +82 2 849 8567 • Sweden +46 223 228 67 • Switzerland +49 241 15 4071 • Taiwan +886 2 647 1978 • United Kingdom +44 1 977 683 665 • United States (800) 344-4539

Stamp, BASIC Stamp, and the Parallax logo are registered trademarks of Parallax, Inc.
Prices do not include shipping and applicable sales tax • Features and prices subject to change without notice. • Prices are U.S. prices only; prices in other countries may vary.

0895PE

CIRCLE 176 ON FREE INFORMATION CARD



Are You Listening?

CATCH **THE** Action

WITH **an** INTERCEPTOR!

R10 INTERCEPTOR

If searching out RF signals is your thing, then the R10 Interceptor is the answer. The R10 searches out nearfield signals and locks on in less than a second. It provides a shield of protection that no RF signal can penetrate without being detected. Unlike scanners and receivers that must be tuned to a specific frequency or scanned through a fixed frequency range, the INTERCEPTOR will provide an exciting new dimension in recreational monitoring with near instant response to strong signals. Communications monitoring hobbyists will be able to take the R10 on cruise ships, to military bases, theme parks, zoos, airports, to space shuttle launches, parades, sporting events, car races and anywhere two way FM communications is used. •Check Deviation with 10K or 100K range •Check Relative signal strength •Continuous 30MHz-2GHz coverage in less than 1 second •Built in Speaker •Thumb wheel volume and squetch control •Supplied with telescoping whip antenna, Internal NiCad battery pack, and an AC charger.

R20 INTERCEPTOR

The R20 is a compact RF signal strength detector with a 10 segment bargraph display. There is also an audio output from the detector for monitoring AM communications. The audio output is useful for room sweeps where in close proximity to a transmitter a quieting effect can be heard due to detector saturation. •The 10 segment LED bargraph responds to all RF signals with nominal 3dB increments •Pocket sized with built in telescoping whip antenna •9 volt battery operation •Monitor Aircraft, CB, AM Broadcast transmissions •Check Microwave oven leakage •Wide .5MHz-2.5GHz range

**NEW
DISCOUNTED
PRICE!**



R20 \$119.00



R10 \$299.00

OPTOELECTRONICS

5821 N.E. 14th Avenue • Ft. Lauderdale, Fl. 33334

Contact Factory for shipping prices. Visa, MasterCard, & C.O.D. (Cash or Money Order Only)

All prices and specifications are subject to change without notice or obligation

MADE IN THE U.S.A.

ORDER LINE: 800-327-5912 TEL. 305-771-2050 FAX 305-771-2052

CIRCLE 43 ON FREE INFORMATION CARD